



Official SAT[®] Practice on Khan Academy[®]

Coach Tools Study Groups



November 8-12, 2021

Agenda

What we'll cover in today's webinar:

- Brief Overview of Official SAT[®] Practice on Khan Academy[®]
- Getting Started: Student Experience
- Teacher Dashboard Tools: Educator Experience
 - Creating Classes and Adding Students
 - Planning for Usage
- Leveraging Study Groups

Brief Overview

Introduction to Official SAT[®] Practice on Khan Academy[®]





Tiffany's Path to Success

SEND SCORE DATA




COLLEGE BOARD



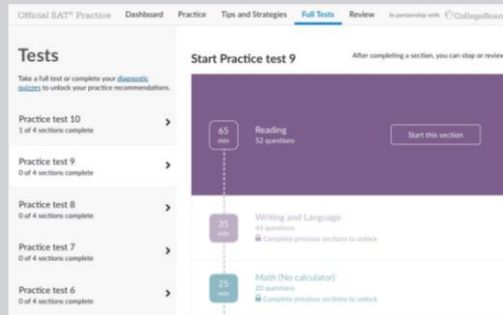
KHAN ACADEMY

OR TAKE A DIAGNOSTIC QUIZ

PERSONALIZED LEARNING ROADMAP



ONLINE OFFICIAL SAT PRACTICE TESTS



POWERED BY SCHOOLS,
EDUCATORS, COMMUNITY GROUPS

CONTINUOUS PRACTICE



Success!

SAT[®] Achievement Associated with Official SAT Practice on Khan Academy[®]

These results are based on over 500,000 students from the class of 2019.

Practice is associated with better SAT[®] outcomes regardless of gender, race, and parental education level.



Student Experience

Why Link Khan Academy® and College Board Accounts?



Personalized practice and recommendations:

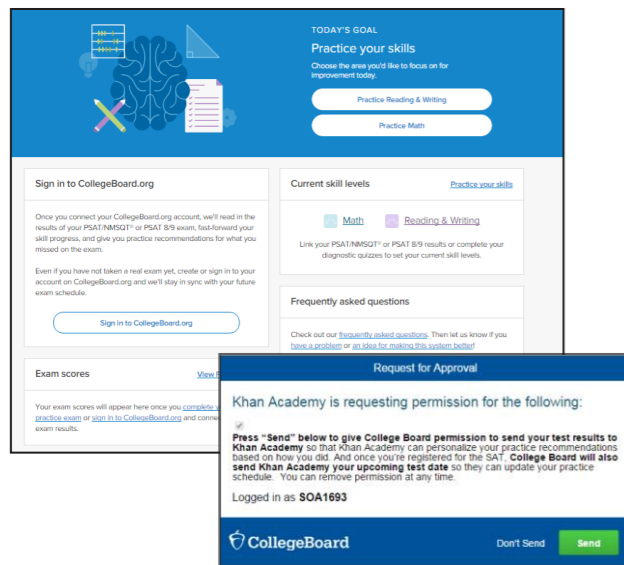
Once students link their accounts, Khan Academy individualizes student practice based on their results from the SAT®, PSAT/NMSQT™, PSAT™ 10, and PSAT™ 8/9.

Jump right into practice:

No additional diagnostic quizzes are needed.

Steps to Link College Board and Khan Academy[®] Accounts

View a [short video](#) about the linking steps.



Step 1

Students log in or create a Khan Academy[®] account at satpractice.org.

Step 2

When prompted, students can agree to link their Khan Academy[®] and College Board accounts.

Step 3

Students sign in or create a College Board[®] account.

Step 4

When prompted, students click “Allow” to authorize the account linking.

Step 5

Students start practicing on Official SAT[®] Practice on Khan Academy[®]!

Step 1: Create or Log In to Khan Academy® Account

www.satpractice.org

Courses ▾ Search 🔍

Khan Academy

Donate Login Sign up

A world class education for anyone, anywhere. 100% free.

Join Khan Academy to get personalized help with what you're studying or to learn something completely new. We'll save all of your progress.

By signing up for Khan Academy, you agree to our [Terms of use](#) and [Privacy Policy](#).

Join Khan Academy as a

Learner Teacher Parent


What is your date of birth?

Month ▾ Day ▾ Year ▾

[Enter class code](#)

[Already have an account?](#)

Step 2: Link Khan Academy® and College Board Accounts

Welcome to Official SAT® Practice  [Exit SAT practice](#)

Question 1 of 2


Have you already taken the SAT, PSAT/NMSQT®, PSAT 10, or PSAT 8/9?

If so, we can start by practicing what you missed on your test.


If not, no worries! Our diagnostic quizzes and practice tests will figure out what you should practice first.

A Yes, I have taken the SAT, PSAT/NMSQT®, PSAT 10, OR PSAT 8/9.

B No, I haven't taken any of these tests yet.



Do 2 questions: 1 2 [Next to question 2](#)


Welcome to Official SAT® Practice  [Exit SAT practice](#)

Question 2 of 2

To start practicing what you missed on your test, sign in to CollegeBoard.org and send your test results to Khan Academy.

A Sign into CollegeBoard.org and send my test results to Khan Academy.

B Skip connecting to CollegeBoard.org and take a diagnostic quiz or practice test instead.



Do 2 questions: 1 2 [Onward!](#)

Step 3: Sign In to College Board Account

SAT PSAT/NMSQT AP College Planning College Search Professionals More ▾ CollegeBoard

Help

Security Check

Verify Password

Username: ACMIHM24

[Forgot Password?](#)

Not Your Account?

If this is not your account you must sign out before you can enter your account information.

College Board

- About Us
- Careers
- Advocacy
- Membership
- News & Press

Site Map

- Compliance
- Terms of Use
- Privacy Policy
- En Español

Our Programs

- SAT[®]
- SAT Subject Tests[™]
- AP[®]
- PSAT/NMSQT[®]
- PSAT[™] 10

ACCUPLACER[®]

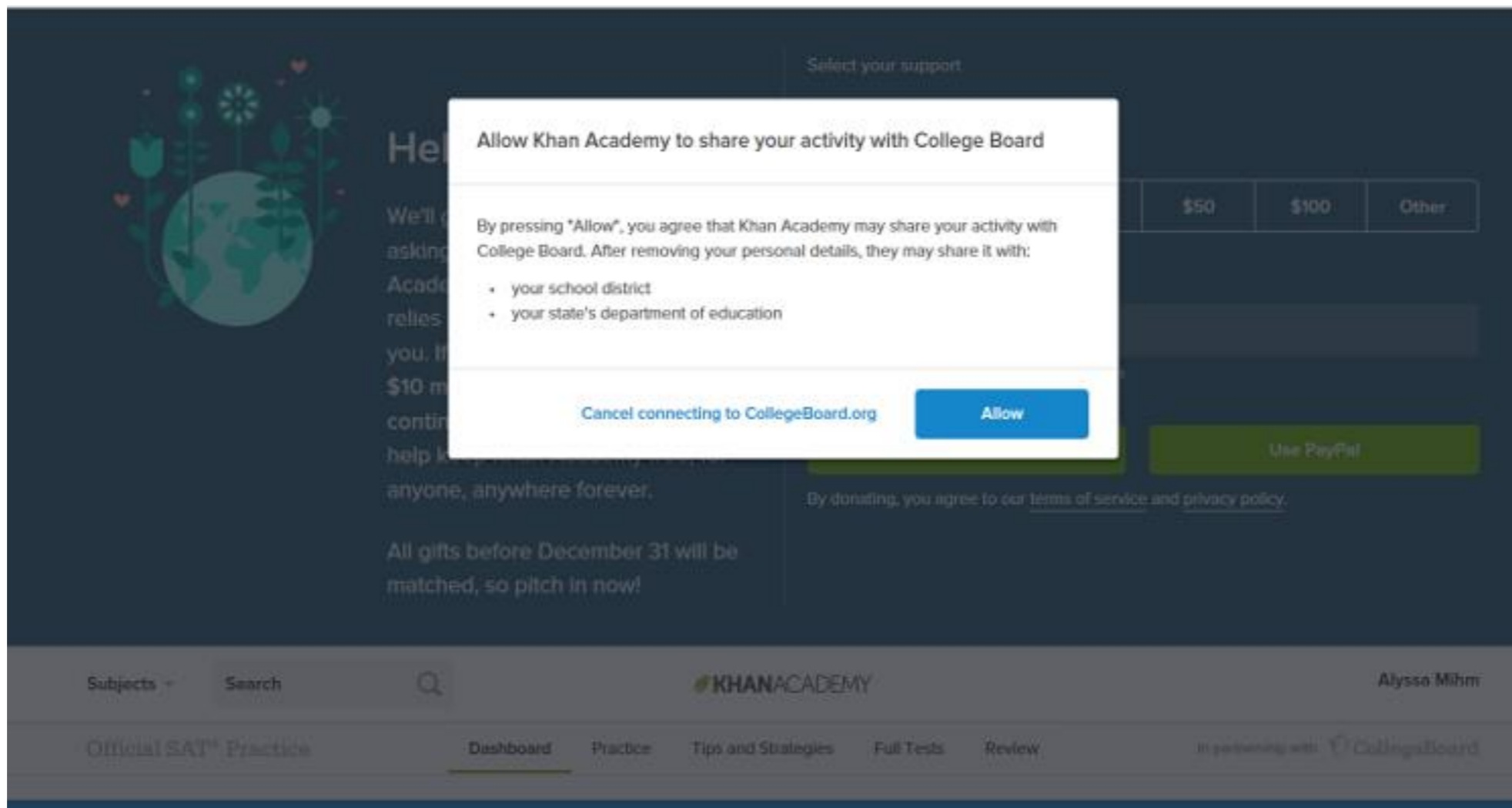
- CLEP[®]
- SpringBoard[®]
- Services for Students with Disabilities
- CSS Financial Aid PROFILE[®]

Help

Contact Us

Follow Us [f](#) [t](#) [v](#) [in](#)

Step 4: Click “Allow” to Authorize



The screenshot shows a dark-themed web page for a Khan Academy donation. A white dialog box is centered on the screen, titled "Allow Khan Academy to share your activity with College Board". The dialog contains the following text: "By pressing 'Allow', you agree that Khan Academy may share your activity with College Board. After removing your personal details, they may share it with:" followed by a bulleted list: "• your school district" and "• your state's department of education". At the bottom of the dialog are two buttons: "Cancel connecting to CollegeBoard.org" and "Allow".

In the background, the page features a "Select your support" section with buttons for "\$50", "\$100", and "Other". Below this is a "Use PayPal" button. The footer includes navigation links for "Subjects", "Search", "Official SAT[®] Practice", "Dashboard", "Practice", "Tips and Strategies", "Full Tests", and "Review". The Khan Academy logo and the name "Alyssa Mihm" are also visible in the footer.

Step 5: Start Practicing via the Dashboard

Official SAT® Practice [Dashboard](#) [Practice](#) [Tips and Strategies](#) [Full Tests](#) [Review](#) In partnership with CollegeBoard

COLLEGE ADMISSIONS

Learn more about college admissions

Learn more about the application process, paying for college, campus visits, and more by checking out our college admissions content.

[Go to college admissions content](#)

[Or choose a schedule for your next exam](#)

Sign in to CollegeBoard.org

We'll use your previous SAT, PSAT/NMSQT®, or PSAT 10 results to give you personalized practice recommendations and fast-forward your skill progress.

[Sign in to CollegeBoard.org](#)

Test scores

[View Full Tests](#)

Your test scores will appear here once you [complete your first practice test](#) or import a real exam from [CollegeBoard.org](#).

Current skill levels

[What are skill levels?](#)

[Math](#) [Reading & Writing](#)

To set your current skill levels, complete your [diagnostic quizzes](#), take a [full test](#), or [link](#) your SAT, PSAT/NMSQT®, or PSAT 10 results.

106 Total questions

Goal 1 106/300 questions 100/100

6/100

0/100

Complete to unlock Goal 2

[Create Schedule](#)

Create a Practice Schedule

Create a Practice Schedule

Students can create the practice schedule from their Dashboard page.

The screenshot shows the Khan Academy dashboard for Official SAT Practice. The top navigation bar includes 'Courses', 'Search', 'Khan Academy', 'Donate', and 'Maureen LaRaviera'. The main navigation bar has 'Official SAT Practice', 'Dashboard', 'Practice', 'Tips and Strategies', 'Full Tests', and 'Review'. A 'CollegeBoard' logo is in the top right. The main content area features a large blue banner with an envelope icon and a gold medal. Text on the banner reads 'COLLEGE ADMISSIONS Learn more about college admissions' and 'Learn more about the application process, paying for college, campus visits, and more by checking out our college admissions content.' Below this is a 'Go to college admissions content' button and a link 'Or choose a schedule for your next exam'. The dashboard is divided into several sections: 'Sign in to CollegeBoard.org' with a sign-in button; 'Test scores' with a 'View Full Tests' link; 'Current skill levels' with a 'What are skill levels?' link; and 'Plan for college' which shows progress bars for 'Milestone 1' (156/300) and 'Milestone 2' (144 to reach). A '156 Total questions' counter is also visible. A blue box highlights the 'Create Schedule' button in the bottom right corner.

Create a Practice Schedule

Students can create the practice schedule from their Dashboard page.

There are four steps:

Step One

Choose your test date

What is your test date?



Your test date

Apr 13, 2022 SAT School Day

Step Two

Reminders

When it's time to practice, we'll send you an email to help make it easy to stick to your schedule.

Step Three

Create your practice schedule

Practice test days

Preparing for the SAT is like preparing for a marathon. You wouldn't wait until the big day to try running a marathon for the first time!

With 26 weeks left until your test, we recommend that you take at least 6 full practice tests (set aside 3-4 hours each) before test day. Wednesday, March 30 is the Official SAT Practice Test Day for your SAT date. Students everywhere will be taking an online SAT practice test that day. For more information on planning your practice, you can checkout our [Tips and Strategies section](#).

Practice test 10	October 9, 2021	8:00 AM	✕
Practice test 9	January 22, 2022	8:00 AM	✕
Practice test 8	February 19, 2022	8:00 AM	✕
Practice test 7	March 5, 2022	8:00 AM	✕
Practice test 6	March 19, 2022	8:00 AM	✕
Practice test 5	April 2, 2022	8:00 AM	✕
Your test date	Apr 13, 2022 SAT School Day		

Step Four

Create your practice schedule

Skill practice plan

When preparing for a marathon, you also have to do sprints, strength work, and other exercises. For the SAT, in addition to practice tests, you will also work on individual skills and short timed "mini-sections".

With 26 weeks left until your test, we recommend you do skill practice 1.25 hours/week (hardcore: 3-5 hours/week).

15 minutes × 5 days = 1.25 hours/week (Recommended)

Practice on S M T W Th F Sa

For how long

Reminder at

Daily target 10 questions
Days per week 5 days / week
Total weeks 26 weeks
Questions completed to date 156 questions

Goal (total practice until test date) 1500 questions

Diagnostic Quizzes and Personalized Practice Recommendations

Diagnostic Quizzes

The screenshot displays the Khan Academy SAT Practice interface. At the top, there is a navigation bar with 'Courses' and a search bar on the left, the Khan Academy logo in the center, and a 'Donate' button on the right. Below this is a secondary navigation bar with 'Official SAT® Practice', 'Dashboard', 'Practice' (highlighted), 'Tips and Strategies', 'Full Tests', and 'Review'. On the far right of this bar, it says 'In partnership with CollegeBoard'. Below the navigation, there are three tabs: 'Math', 'Reading & Writing' (selected), and 'Essay'. The main content area is titled 'Your diagnostics' and includes the instruction 'Take these 4 quizzes or a [full test](#) to unlock your practice recommendations'. A list on the left shows four quizzes: 'Quiz 1 – Reading', 'Quiz 2 – Reading', 'Quiz 3 – Writing and language', and 'Quiz 4 – Writing and language'. A large purple callout box on the right highlights 'Quiz 3 – Writing and language' with a 'Start Task' button. The callout box also features a small icon of a checklist and a stack of purple blocks.

Practice Recommendations

The screenshot displays the 'Official SAT® Practice' website interface. At the top, there is a navigation bar with links for 'Dashboard', 'Practice' (which is highlighted), 'Tips and Strategies', 'Full Tests', and 'Review'. To the right of the navigation bar, it says 'In partnership with CollegeBoard'. Below the navigation bar, there are three tabs: 'Math', 'Reading & Writing' (which is selected and highlighted in blue), and 'Essay'. The main content area is titled 'Your recommendations' and includes the subtitle 'Skills recommended for you based on your past practice and frequency on the exam'. On the right side of this section, there is a link for 'Overall Reading & Writing' with a small icon. The recommendations are listed on the left in a light gray box: 'Reading: Science' (with a blue checkmark), 'Writing: Argument' (with a gray checkmark), 'Effective language use: Precision and concision' (with a gray checkmark), and 'Timed Mini Section' (with a lock icon) and 'Unlock by completing tasks'. A large purple callout box on the right highlights 'Writing: Argument' as 'RECOMMENDED: LAST MISSED ON A DIAGNOSTIC QUIZ' and includes a 'Start Task' button.

Official SAT® Practice Dashboard **Practice** Tips and Strategies Full Tests Review In partnership with CollegeBoard

Math **Reading & Writing** Essay

Your recommendations

Skills recommended for you based on your past practice and frequency on the exam

Overall Reading & Writing

- ✓ Reading: Science
- Writing: Argument
- Effective language use: Precision and concision
- 🔒 Timed Mini Section
Unlock by completing tasks

RECOMMENDED: LAST MISSED ON A DIAGNOSTIC QUIZ

Writing: Argument


Start Task

Practice Recommendations



All Math practice


Heart of algebra

These skills focus on linear equations, their graphs, and their applications.



 Solving linear equations and linear inequalities


Practice

 Basic example
 Harder example



 Interpreting linear functions


Practice

 Basic example
 Harder example



 Linear equation word problems


Practice

 Basic example
 Harder example



 Linear inequality word problems


Practice

 Basic example
 Harder example



 Graphing linear equations


Practice

 Basic example
 Harder example



 Linear function word problems


Practice

 Basic example
 Harder example



 Systems of linear inequalities word problems

Practice

 Basic example
 Harder example

 Solving systems of linear equations

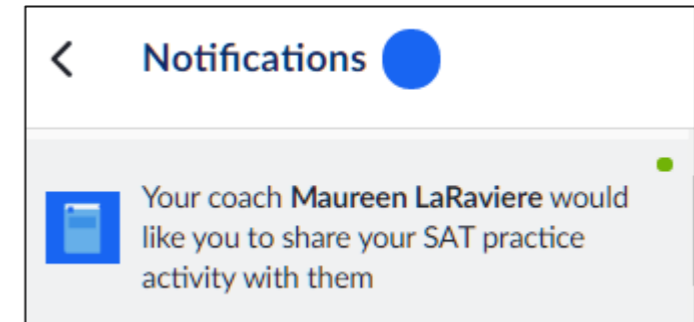
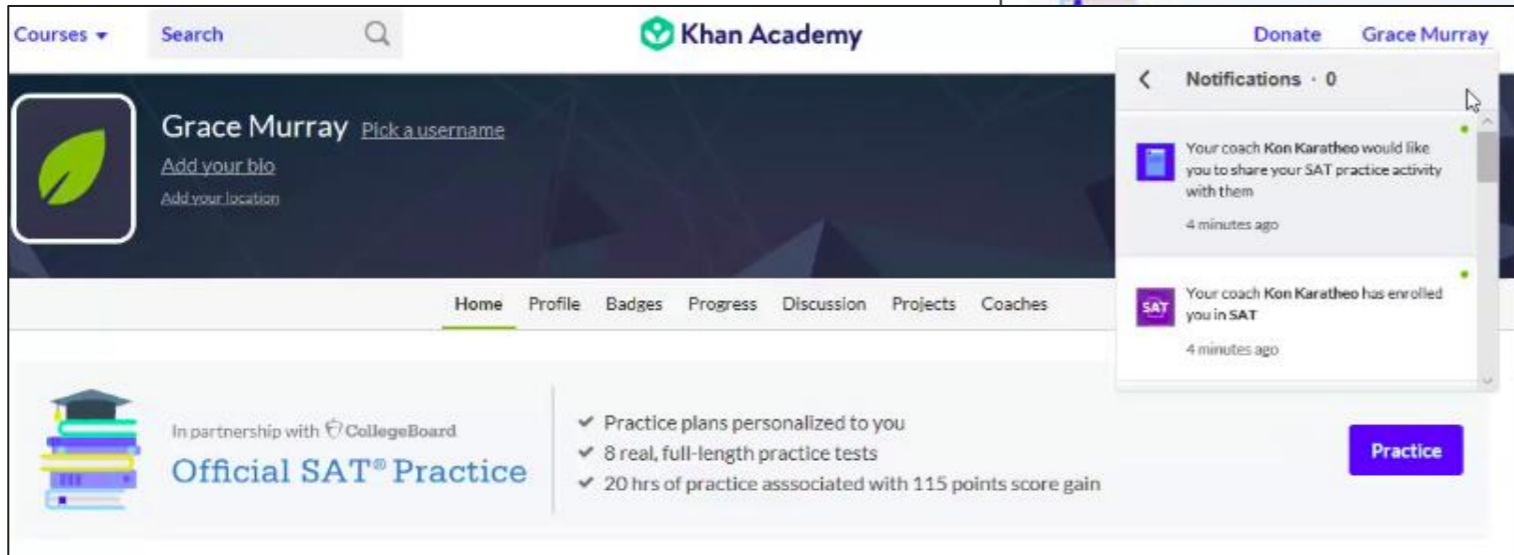
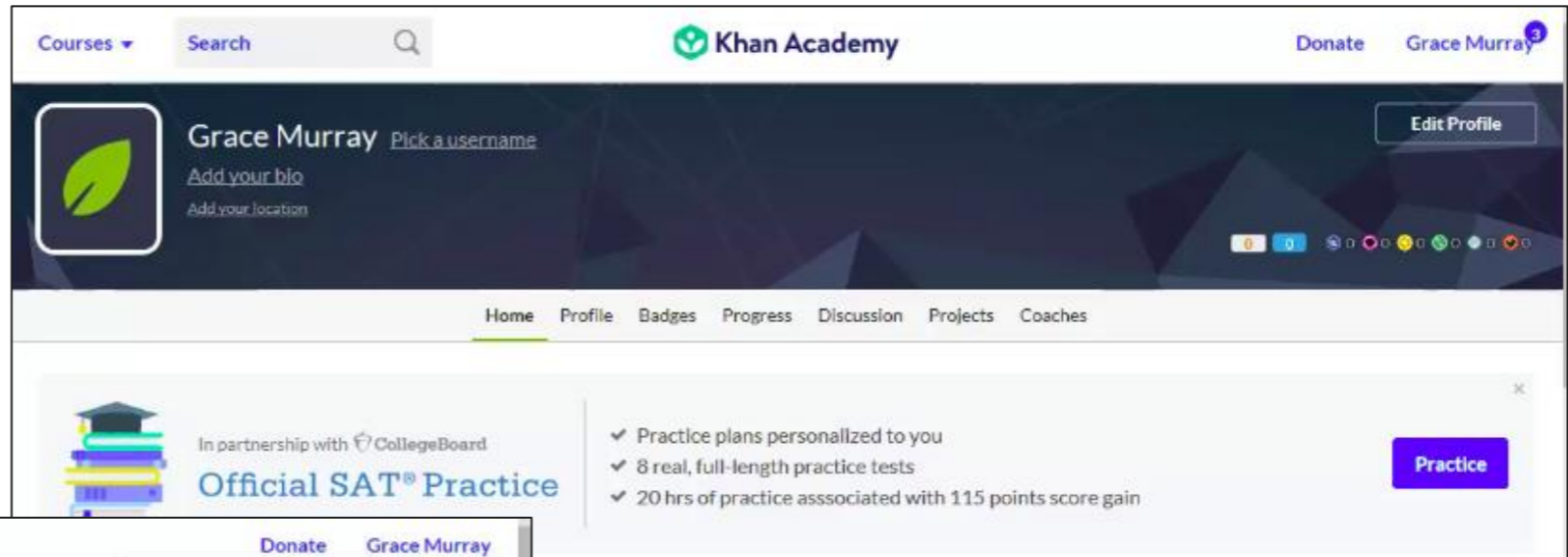
Practice

 Basic example
 Harder example

Sharing Practice Activity

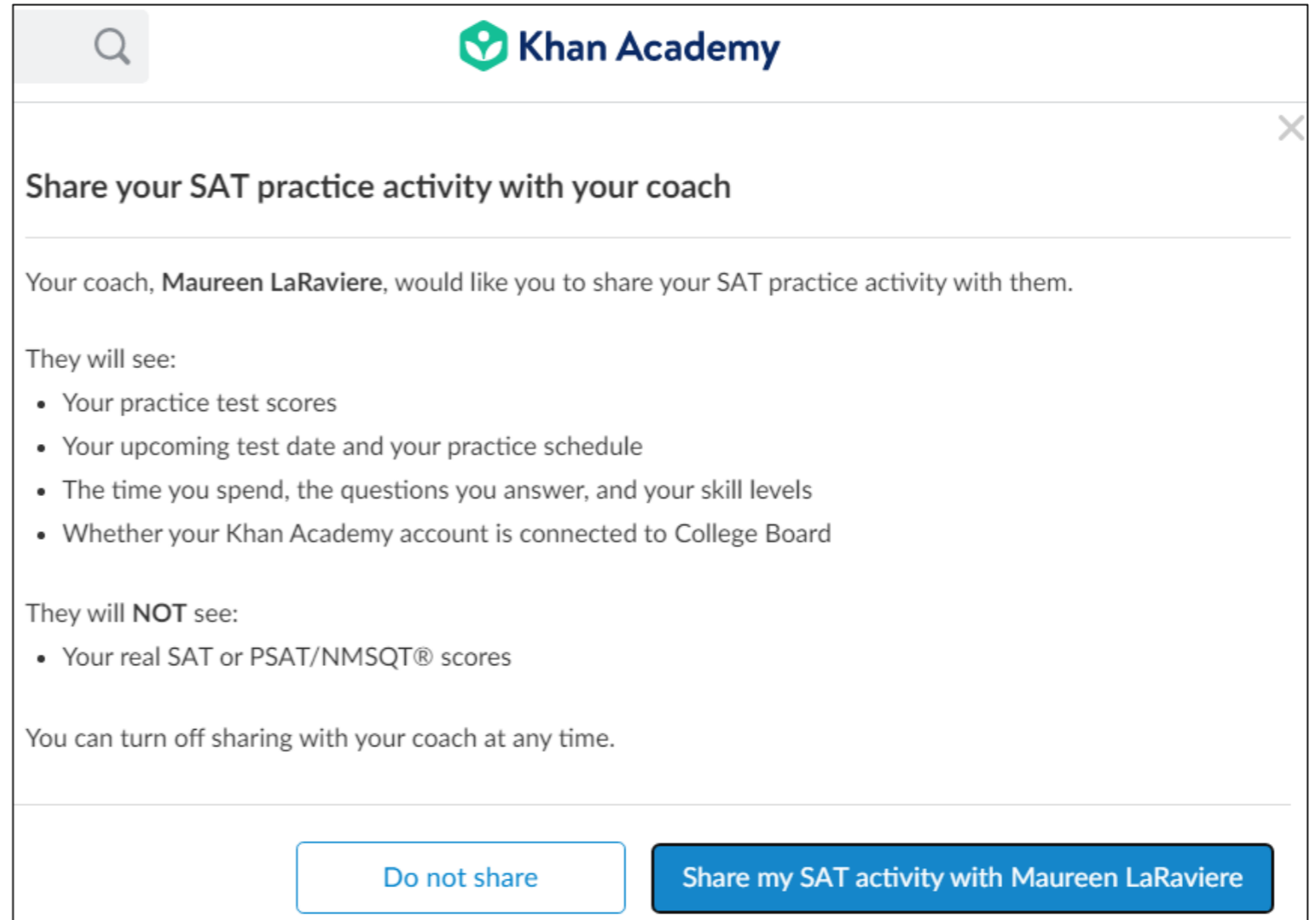
Sharing SAT® Practice Activity

Students are prompted to share their practice activity with their coaches.



Sharing SAT[®] Practice Activity

Students are prompted to share their practice activity with their coaches.



The screenshot shows a notification dialog box from Khan Academy. At the top left is a search icon, and at the top right is the Khan Academy logo. The title of the dialog is "Share your SAT practice activity with your coach". Below the title, it says "Your coach, Maureen LaRaviere, would like you to share your SAT practice activity with them." Underneath, it lists what the coach will see:

- Your practice test scores
- Your upcoming test date and your practice schedule
- The time you spend, the questions you answer, and your skill levels
- Whether your Khan Academy account is connected to College Board

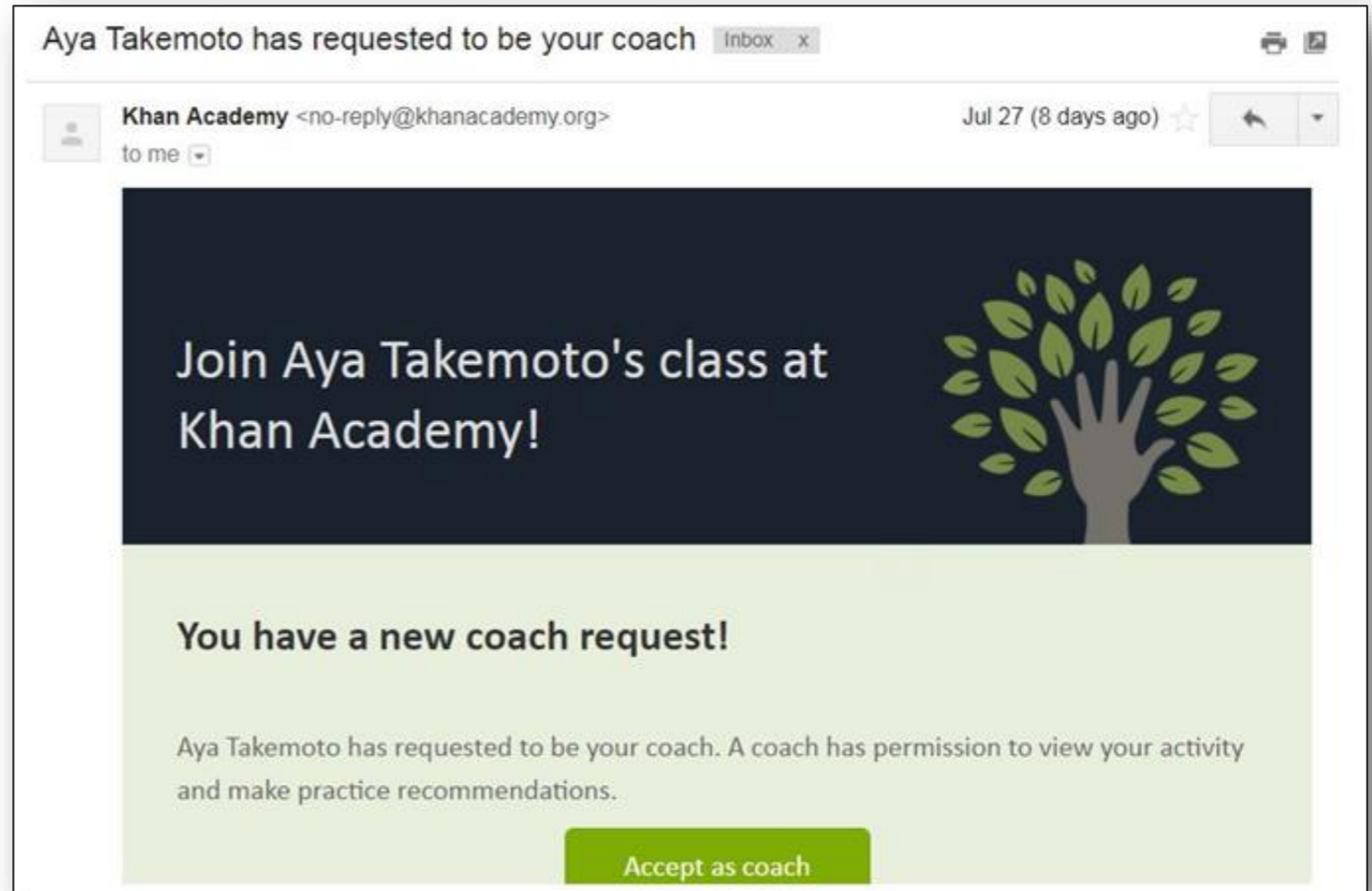
It also lists what the coach will NOT see:

- Your real SAT or PSAT/NMSQT[®] scores

At the bottom, it says "You can turn off sharing with your coach at any time." There are two buttons: "Do not share" and "Share my SAT activity with Maureen LaRaviere".

Email That Students Receive

Students will receive an email when an educator sends a coach request.



Coach Tab

Students can click the “Coaches” tab to add or remove classes or coaches.

Aya Takemoto
@AKTakemoto - [Add your bio](#) Edit Profile

46,196

10TH GRADE ALGEBRA AND CHEMISTRY
Assignments

12TH GRADE SAT PREP
Assignments

ALGEBRA II - 7TH PERIOD
Assignments

[See all 14 classes](#)

My teachers and tutors

Teachers have access to all of your Khan Academy data. Your student id is AkTakemoto

Join a class
[Enter a class code](#)

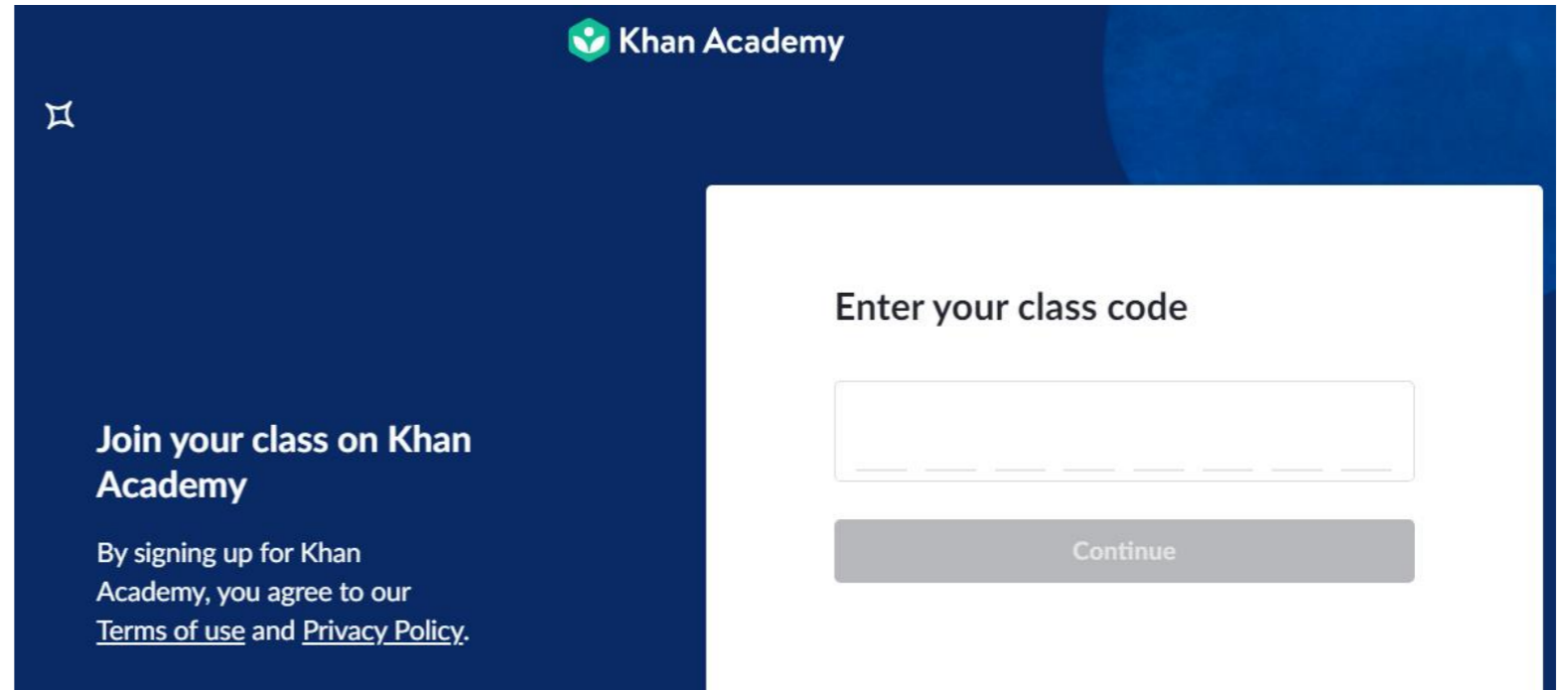
Add a teacher
Enter your teachers's email address:
 [Add a teacher](#)

Your teachers

Aya Takemoto (pend...	Accept	Ignore
alyssa jethani		Remove
Jill Schott Moorhead		Remove

Join a Class

Students can join a class by using the class code provided by the teacher or coach.



The screenshot shows the Khan Academy interface for joining a class. At the top right, the Khan Academy logo is visible. On the left side, there is a white icon of a person. The main content area is dark blue and contains the following text:

Join your class on Khan Academy

By signing up for Khan Academy, you agree to our [Terms of use](#) and [Privacy Policy](#).

On the right side, there is a white box with the following text:

Enter your class code

Below the text is a large, empty rectangular input field. Below the input field is a grey button with the text "Continue".

Creating Classes and Adding Students

How Do I Get Started?

Free [personalized study plan](#) for students

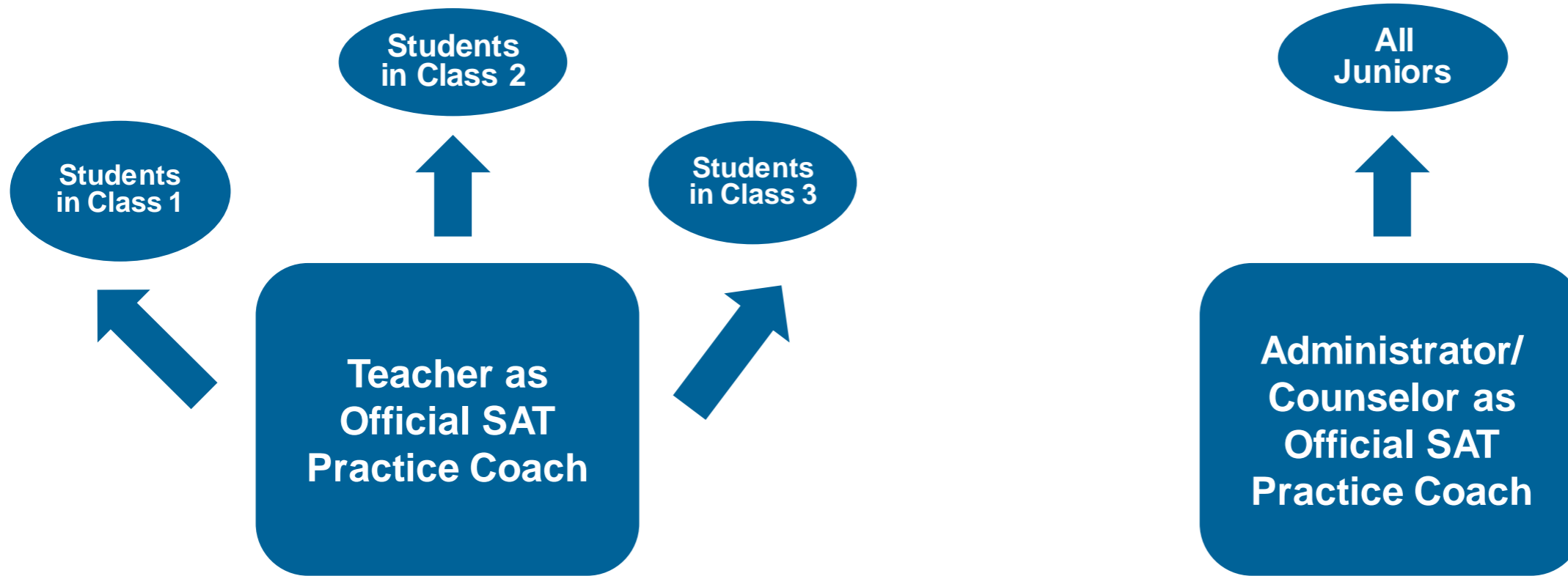
Free [resources](#) for educators

How to get started with Coach Tools:
[Coach Tools Guide](#)
[Coach Tools FAQ](#)

- **Create classes in Khan Academy® that have SAT® reporting enabled**
 - New SAT® class
 - New subject matter class + SAT®
 - Existing class with SAT® reporting enabled
- **Add students and become their coach**
 - With individual emails
 - With a class code
 - With Google Classroom
- **Gather student permissions in order to see their SAT® Practice data**

Confirm that all students in your SAT® reporting-enabled class have received the notification and clicked “Share my SAT® activity with [coach].”

Inviting and Managing Students



Teacher:

- sends invitation to each class separately
- assigns content that links to the class
- monitors progress

Designated Coach:

- sends invitation to all students
- monitors linkage and general progress
- provides school staff updates on students' progress

Official SAT[®] Practice and Coach Tools

If you don't have a Khan Academy[®] account, create one at <https://www.khanacademy.org/sat>.

OR

Log in to your Khan Academy[®] account at <https://www.khanacademy.org/sat>.

Courses ▾ Search Q Khan Academy Donate Login Sign up

A COLLEGE READINESS PARTNERSHIP
CollegeBoard | Khan Academy

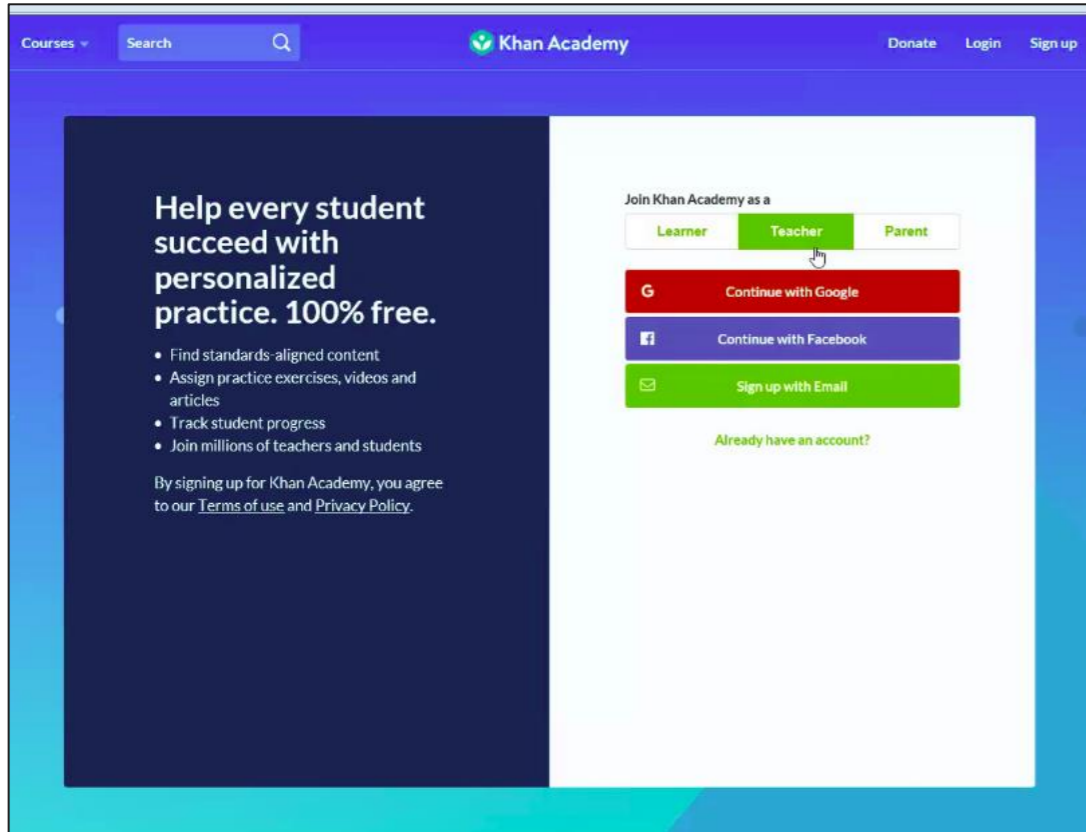
Official SAT[®] Practice

Start practicing

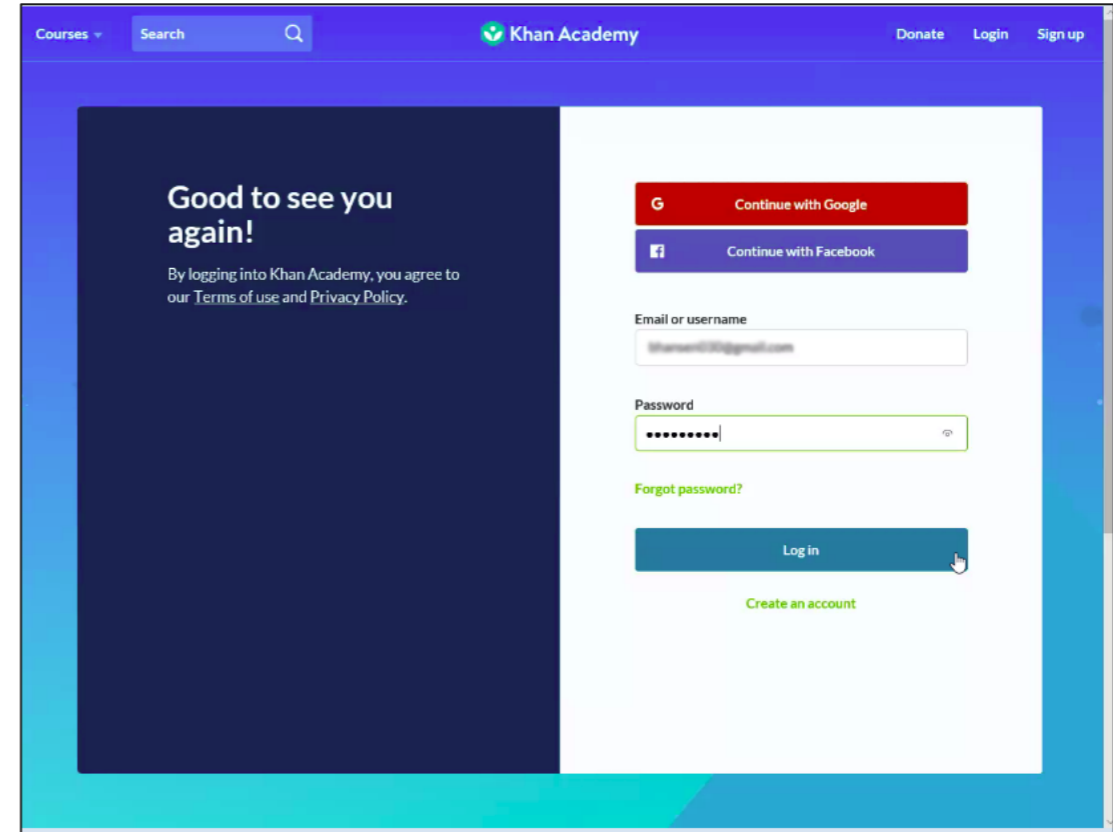
FREE practice that is...

- Personalized to you**
We'll create a tailored practice plan for you based on a diagnostic or your SAT or PSAT/NMSQT[®] scores
- Official**
8 full-length, real practice tests and content created in partnership with College Board
- Interactive**
Thousands of practice questions, videos, lessons, and hints plus study and test-taking tips and strategies
- Instant**
Get constant feedback and progress so you know where you stand

Step 1: Create an Account or Log In



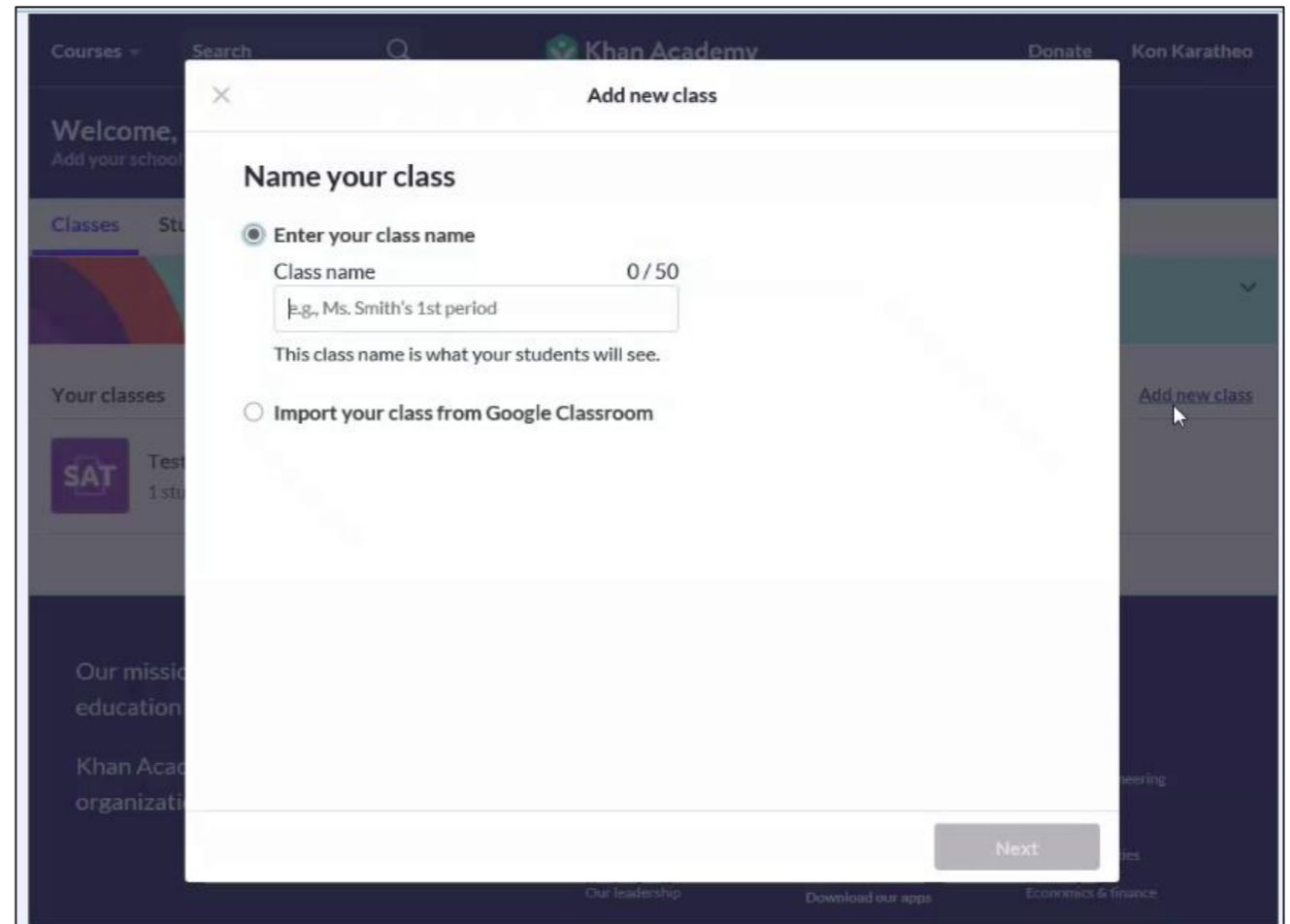
If you don't have a Khan Academy® account, create one at <https://www.khanacademy.org/sat>.



Log in to your Khan Academy® account at <https://www.khanacademy.org/sat>.

Step 2: Add a New Class

For more information on Google Classroom, read the following [article](#) on Khan Academy®.



The screenshot shows the 'Add new class' dialog box on the Khan Academy website. The dialog has a title bar with a close button (X) and the text 'Add new class'. Below the title bar, the heading 'Name your class' is followed by two radio button options. The first option, 'Enter your class name', is selected. Below it is a text input field labeled 'Class name' with a character count of '0 / 50'. The input field contains the placeholder text 'E.g., Ms. Smith's 1st period'. Below the input field is the instruction 'This class name is what your students will see.' The second option, 'Import your class from Google Classroom', is not selected. At the bottom right of the dialog is a 'Next' button. The background of the page is dimmed, showing the Khan Academy navigation menu and a sidebar with 'Classes' and 'Your classes' sections.

Step 3: Add SAT[®] under Test Prep

The screenshot shows the 'Add new class' dialog box in Khan Academy. The dialog is titled 'Add new class' and has a close button (X) in the top left corner. It is divided into several sections, each with a header and a list of options, each preceded by an unchecked radio button. The 'Test prep' section is highlighted with a blue box, and the 'SAT' option is selected. The 'Next' button is also highlighted with a blue box.

8th grade

- Computing**
 - Computer programming
 - Computer science
 - Hour of Code
 - Pixar in a Box
- Arts & humanities**
 - US history
 - AP[®] US History
 - World history
 - AP[®] World History
 - US government and civics
 - AP[®] US Government and Politics
 - Art history
 - AP[®] Art History
 - Grammar
- Economics & finance**
 - AP[®] Macroeconomics
 - Macroeconomics
 - Microeconomics
 - AP[®] Microeconomics
 - Finance and capital markets
- Test prep**
 - SAT
 - MCAT
 - GMAT
 - IIT JEE
 - NCLEX-RN
- College, careers, & more**
 - College admissions
 - Careers
 - Personal finance
 - Entrepreneurship
 - Growth mindset
- My course isn't listed**
 - General


[Skip](#) [Next](#)

Step 4: Adding Students

×


Add students

How would you like to add your students?




Invite your Google Classroom

The fastest, easiest way to invite your students.



Students join with a class link

Email or share a link, or have your students use a class code.



Create your students' accounts


Enter student names and we'll make passwords you can customize.

Before inviting students, please note that Khan Academy assumes you have received parent permission for any students under 13. Download our sample parent notice (available in multiple languages).

Select the method for adding students to your class.

Your classes

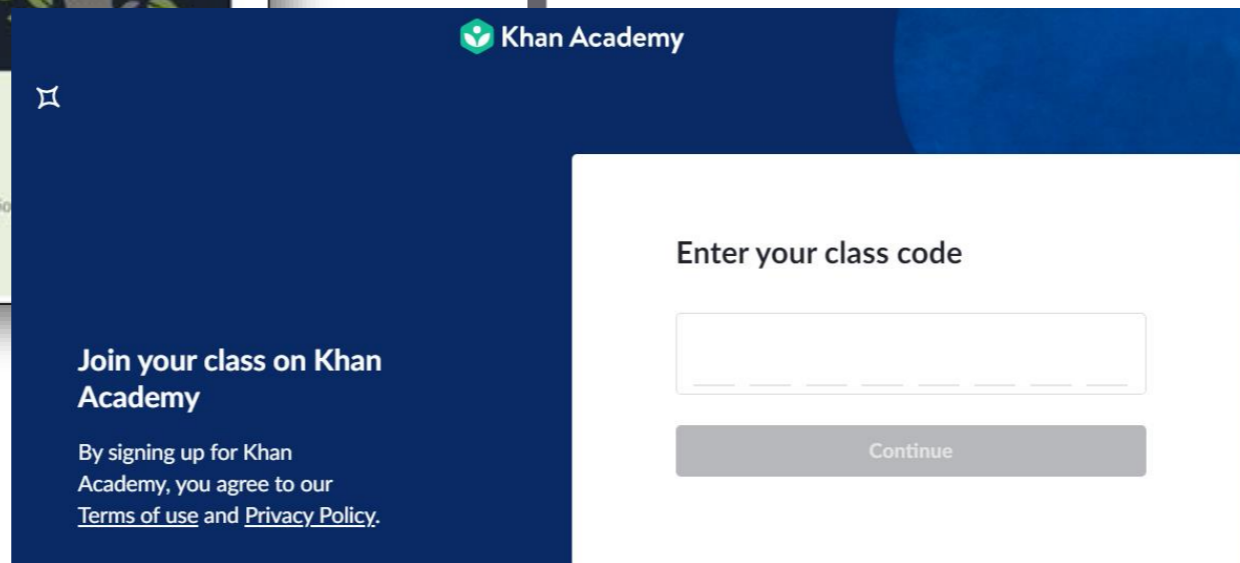
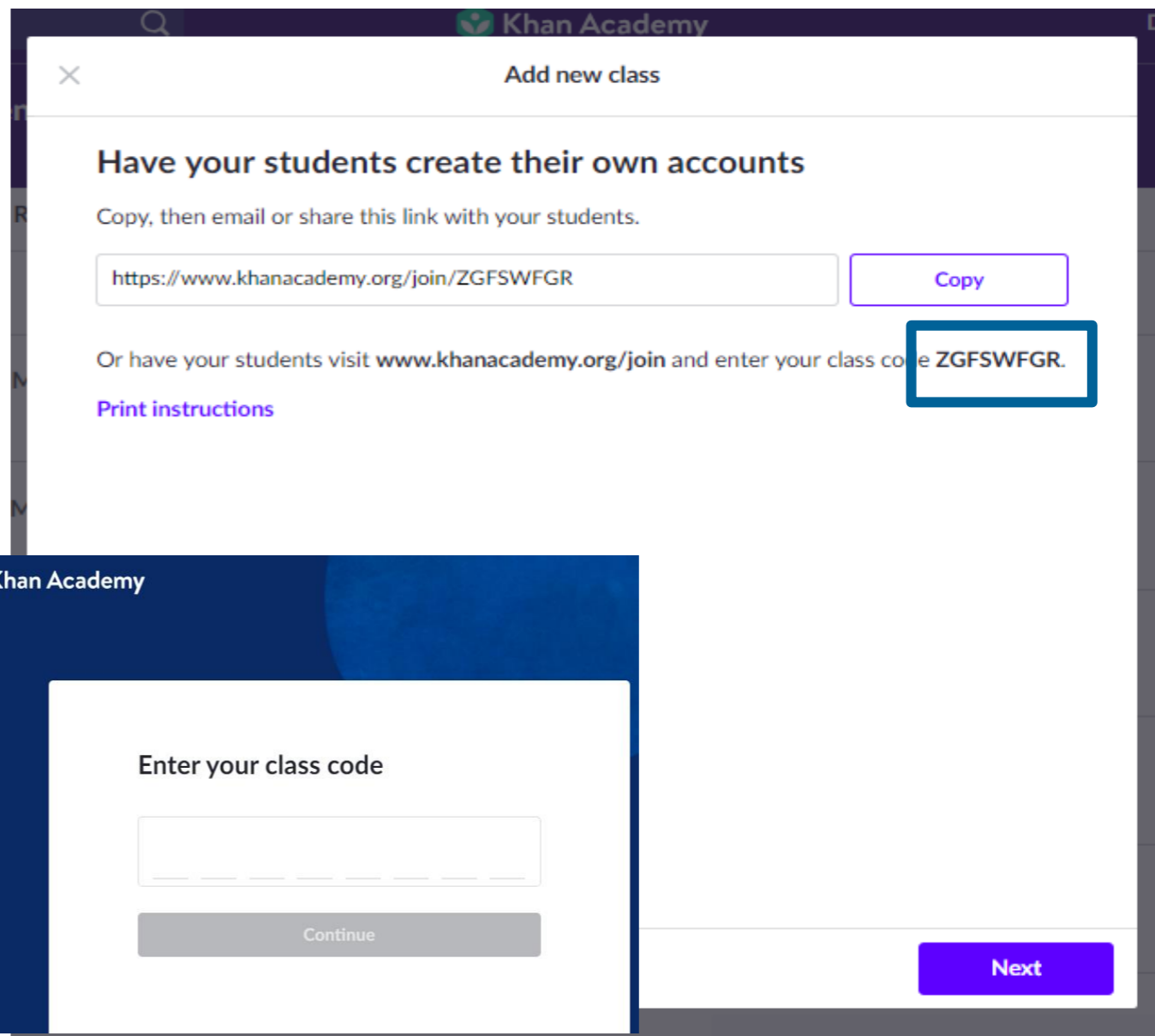
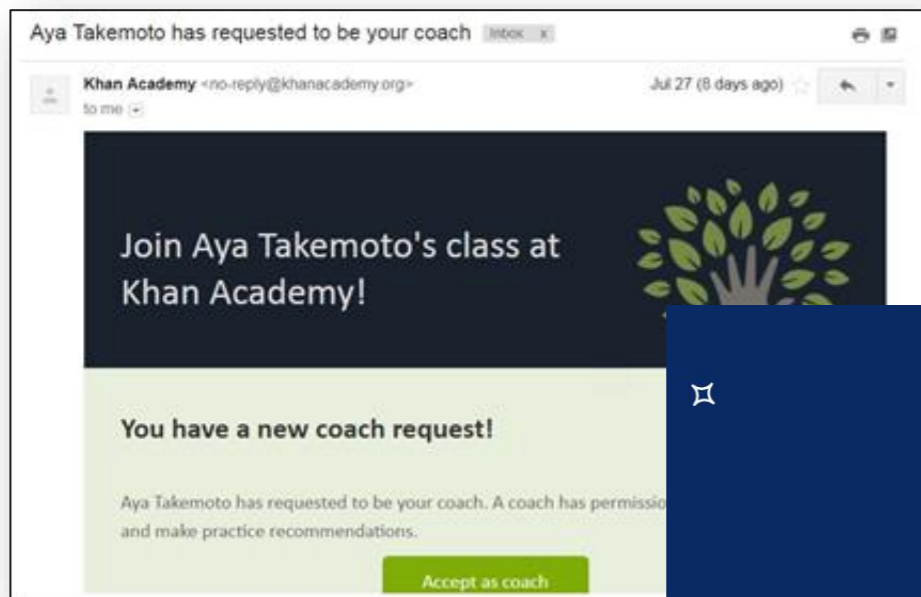
[Add new class](#)




Test: SAT
1 student


Note: Once one class is created, the “Add new class” link can be selected to create additional classes.

Step 5: Add Students by Using Code or Sending an Email Invitation



Success!

 **Notifications**




 Your first student has accepted your invitation! View student roster.

8 minutes ago

Khan Academy

Class created

Class created! Next steps:

-  Find exercises, videos, and articles for your class
-  Assign them to your students
-  View your class's Assignments tab to track student progress

[Explore our SAT content](#)

Explore Class Tabs

- SAT Content
- Class View
- Settings

Accessing SAT Content

Your class: SAT ▾

TOOLS

- Activity overview
- ▾ Course Mastery
- Placement
- > Assignments
- SAT**

ADMIN

- Students
- Settings

Teacher Dashboard

SAT

See how your students are doing on SAT practice, and how you can best help. All data is updated immediately except Time Practiced, which is updated every hour.

Top skills your class needs help with

Linear function word problems

[See all Math skills and lessons](#)

Reading: Science

[See all Reading and Writing skills and lessons](#)

SAT practice activity

[All subjects ▾](#) [Last 7 days ▾](#) [Download CSV](#)

🕒 Time practiced updated an hour ago

STUDENT ▾	TIME PRACTICED	# OF PRACTICED QUESTIONS	% REC. MATH QUESTIONS	% REC. READING & WRITING QUESTIONS	COLLEGE BOARD
Aya Takemoto	0 mins	0	0% (0/0)	0% (0/0)	Linked

Classroom Dashboard

See how your students are doing on SAT practice and how you can best help. All data is updated immediately except Time Practiced, which is updated every hour.

SAT

See how your students are doing on SAT practice, and how you can best help. All data is updated immediately except Time Practiced, which is updated every hour.

Top skills your class needs help with

Solving systems of linear equations

[See all Math skills and lessons](#)

Reading: Science

[See all Reading and Writing skills and lessons](#)

Math lessons

Search by name



Skills are ranked by your students' performance and how frequently they appear. View details for more information and related content.

RANK	SAT SKILL	CLASS SKILL LEVELS RANKED FROM NOT STARTED TO 4	
1	Solving systems of linear equations		View details and lessons
2	Systems of linear equations word problems		View details and lessons
3	Nonlinear equation graphs		View details and lessons

[Show all 41 matching skills](#)

Reading & Writing lessons

Search by name



Skills are ranked by your students' performance and how frequently they appear. View details for more information and related content.

RANK	SAT SKILL	CLASS SKILL LEVELS RANKED FROM NOT STARTED TO 4	
1	Reading: Science		View details and lessons
2	Writing: Informative		View details and lessons
3	Writing: Argument		View details and lessons

[Show all 28 matching skills](#)

SAT[®] Tab: Practice Activity

The screenshot shows the Khan Academy interface for a class named 'Homeroom Practice: SAT'. The 'SAT' tab is selected and highlighted. Below the tabs, the 'SAT practice activity' section is highlighted. The table below shows student performance metrics for Albert Einstein, Jr. and Grace Hopper.

STUDENTS	TIME PRACTICED	PERSONAL QUESTION GOAL	PRACTICED QUESTIONS	RECOMMENDED QUESTIONS	OTHER QUESTIONS	COLLEGE BOARD
Albert Einstein, Jr.	2 hrs 2 mins	2244 🏆 6	10	= 10	+ 0	Not Linked
Grace Hopper	8 mins	20	5	= 5	+ 0	Linked

Students who have not shared their SAT practice activity [Hide](#) [Resend SAT data-sharing request >](#)

Sarah Kent

Math lessons State standards: Arizona

Skills are ranked by your students' performance and how frequently they appear. View details for more information and related content.

RANK	SAT SKILL	CLASS SKILL LEVELS RANKED FROM NO LEVEL TO 4
1	Table data	

[View details and lessons](#)

SAT[®] Tab: Time Practiced

<u>TIME PRACTICED</u>	<u># OF PRACTICED QUESTIONS</u>	<u>% REC. MATH QUESTIONS</u>		<u>% REC. READING & WRITING QUESTIONS</u>		<u>COLLEGE BOARD</u>
25 hrs 35 mins	216	<u>74.6%</u>	(88/118)	<u>67.3%</u>	(66/98)	Linked
1 min	0	<u>0%</u>	(0/0)	<u>0%</u>	(0/0)	Not Linked
1 hr 11 mins	27	<u>0%</u>	(0/5)	<u>0%</u>	(0/22)	Linked

SAT[®] Tab: Number of Practiced Questions

<u>TIME PRACTICED</u>	<u># OF PRACTICED QUESTIONS</u>	<u>% REC. MATH QUESTIONS</u>		<u>% REC. READING & WRITING QUESTIONS</u>		<u>COLLEGE BOARD</u>
25 hrs 35 mins	216	<u>74.6%</u>	(88/118)	<u>67.3%</u>	(66/98)	Linked
1 min	0	<u>0%</u>	(0/0)	<u>0%</u>	(0/0)	Not Linked
1 hr 11 mins	27	<u>0%</u>	(0/5)	<u>0%</u>	(0/22)	Linked

SAT[®] Tab: Percent Completed of Recommended Math and Reading & Writing Questions

<u>TIME PRACTICED</u>	<u># OF PRACTICED QUESTIONS</u>	<u>% REC. MATH QUESTIONS</u>	<u>% REC. READING & WRITING QUESTIONS</u>	<u>COLLEGE BOARD</u>
25 hrs 35 mins	216	<u>74.6%</u> (88/118)	<u>67.3%</u> (66/98)	Linked
1 min	0	<u>0%</u> (0/0)	<u>0%</u> (0/0)	Not Linked
1 hr 11 mins	27	<u>0%</u> (0/5)	<u>0%</u> (0/22)	Linked

SAT[®] Tab: Linkage



<u>TIME PRACTICED</u>	<u># OF PRACTICED QUESTIONS</u>	<u>% REC. MATH QUESTIONS</u>		<u>% REC. READING & WRITING QUESTIONS</u>		<u>COLLEGE BOARD</u>
25 hrs 35 mins	216	<u>74.6%</u>	(88/118)	<u>67.3%</u>	(66/98)	Linked
1 min	0	<u>0%</u>	(0/0)	<u>0%</u>	(0/0)	Not Linked
1 hr 11 mins	27	<u>0%</u>	(0/5)	<u>0%</u>	(0/22)	Linked

SAT[®] Tab: Select a Student

Top recommended practice

These are the current recommended practice activities for Grace Hopper. Currently, coaches cannot assign SAT skill practice but can assign SAT videos and articles. [Learn more.](#)

Each time they complete a timed mini- section (it's always the final activity), we will generate a new four-item list of practice recommendations.

Math	Reading & Writing
SKILL PRACTICE Table data	SKILL PRACTICE Reading: Science
SKILL PRACTICE Solving linear equations and linear inequalities	SKILL PRACTICE Writing: Argument
TIMED MINI-SECTION Math (Calculator OK)	SKILL PRACTICE Effective language use: Precision and concision
	TIMED MINI-SECTION Reading

Completed practice

November 4 CORRECT

SKILL PRACTICE
Complex numbers 2 / 5

Recent Activity

Time practiced updated an hour ago

Time: All time

COURSE	TIME PRACTICED	PRACTICED QUESTIONS
All courses	8 mins	5

Showing data starting April 10, 2018.

Select a time starting on or after April 21, 2018 to see Math and Reading & Writing data.

Practice plan

NOV

Completed practice

Math (Calculator OK) SKILL PRACTICE Effective language use: Precision and concision

Reading TIMED MINI-SECTION

Practice plan

S M T W Th F Sa

NOV

DEC

Test Date

Saturday, March 9 SAT

124 days away

Not registered

Overall levels

Math

Reading & Writing

CollegeBoard.org

Connected

Practice test scores

Practice is the process of growing. Grace Hopper has not completed any practice tests yet.

We recommend evaluating students on how well they complete their classroom work and not on their practice test scores.

Additionally, the answers to the practice SAT tests are available online to students. So there's that.

Back to Classes

The screenshot shows the Khan Academy interface for a student named Grace Hopper. At the top, there is a navigation bar with 'Courses', a search bar, the Khan Academy logo, 'Donate', and the user's name 'Kon Karathoo'. Below the navigation bar, a blue box highlights the '< BACK TO CLASS' button. The main content area is titled 'SAT' and includes a section for 'Top recommended practice' with a note that coaches cannot assign SAT skill practice but can assign videos and articles. Below this, there are two columns of practice activities: 'Math' and 'Reading & Writing'. The 'Math' column includes 'Table data', 'Solving linear equations and linear inequalities', and 'Math (Calculator OK)'. The 'Reading & Writing' column includes 'Reading: Science', 'Writing: Argument', 'Effective language use: Precision and concision', and 'Reading'. To the right, there is a 'Recent Activity' section showing a table with columns for 'COURSE', 'TIME PRACTICED', and 'PRACTICED QUESTIONS'. The table shows 'All courses' with '8 mins' and '5' questions. Below this is a 'Practice plan' section with a calendar for November.

COURSE	TIME PRACTICED	PRACTICED QUESTIONS
All courses	8 mins	5

S	M	T	W	Th	F	Sa

Settings

Courses ▾ Search 🔍 Khan Academy

SAT Practice: Multiple courses ▾

TOOLS

- Activity overview
- ✓ Course Mastery
 - Placement
 - Progress
- ✓ Assignments
 - Assign
 - Scores
 - Manage
- SAT

ADMIN

- Students
- Settings**

Teacher Dashboard

Settings

Class info

Class name 12 / 50
SAT Practice Save

Class code
2ZNVVM Copy

Course

General, Algebra I, SAT [Change course](#)

Download student data

See student assignments, completion status, and scores [Download CSV](#)

SAT test preparation

Turn on SAT test preparation reporting

Sync with Google Classroom

Sync with Google Classroom

Email

Full-Length Official SAT[®] Practice Tests

Take Diagnostic Quizzes

Courses ▾ Search Khan Academy Donate

Official SAT® Practice Dashboard **Practice** Tips and Strategies Full Tests Review In partnership with CollegeBoard

Math **Reading & Writing** Essay

Your diagnostics

Take these 4 quizzes or a [full test](#) to unlock your practice recommendations

- ✓ Quiz 1 – Reading
- ✓ Quiz 2 – Reading
- ⊙ Quiz 3 – Writing and language
- ✓ Quiz 4 – Writing and language

Quiz 3 – Writing and language

Start Task

Top recommended practice

These are the current recommended practice activities for Alyssa Mihm. Currently, coaches cannot assign SAT skill practice but can assign SAT videos and articles. [Learn more.](#)

Each time they complete a timed mini- section (it's always the final activity), we will generate a new four-item list of practice recommendations.

Math	Reading & Writing
DIAGNOSTIC QUIZ Quiz 2 – Math (No Calculator)	SKILL PRACTICE Reading: Science
DIAGNOSTIC QUIZ Quiz 3 – Math (Calculator OK)	SKILL PRACTICE Writing: Argument
DIAGNOSTIC QUIZ Quiz 4 – Math (Calculator OK)	SKILL PRACTICE Effective language use: Precision and concision
	TIMED MINI-SECTION Reading

Full-Length Official SAT[®] Practice Tests

For more information on full-length practice tests online, visit

<https://collegereadiness.collegeboard.org/sat/practice/khan-academy>

For more information on paper/pencil full-length practice tests, visit

<https://collegereadiness.collegeboard.org/sat/practice/full-length-practice-tests>

For more information on Math grid-ins, go to

<https://collegereadiness.collegeboard.org/sat/inside-the-test/math#grid-in-questions>

Start Practice test 8 After completing a section, you can stop or review.




Section	Time	Questions	Notes
Reading	65 min	52 questions	Start this section
Writing and Language	35 min	44 questions	Complete previous sections to unlock
Math (No calculator)	25 min	20 questions	Complete previous sections to unlock
Math (Calculator OK)	55 min	38 questions	Complete previous sections to unlock




New Practice Tests

Students will now see College Board's newest practice tests, 10 and 9, at the top of their practice test tab on Official SAT Practice.

Practice tests 10, 9, and 8 will now have automated essay grading.

Continue Practice test 10 After completing a section, you can stop or review.

	Reading 52 questions	Review this section
	Writing and Language 44 questions	Review this section
	Math (No calculator) 20 questions	Review this section

	Math (Calculator OK) 38 questions	Start this section
	Essay (Optional) Your essay score is separate from your Math and Reading & Writing scores.  Complete previous sections to unlock	

Practice Test Scores

Practice test scores are viewable at the individual student level.

Practice test scores

Practice is the process of growing.

We recommend evaluating students on how well they complete their classroom work and not on their practice test scores.

Additionally, the answers to the practice SAT tests are available online to students. So there's that.

I understand that practice test scores should not be used for grading students.

[View practice test scores](#)

Practice test scores

Practice is the process of growing.

We recommend evaluating students on how well they complete their classroom work and not on their practice test scores.

Additionally, the answers to the practice SAT tests are available online to students. So there's that.

PRACTICE TEST	TOTAL	MATH	R&W	ESSAY
Practice exam 1	700	290	410	-
Practice exam 2	640	390	250	-

Extended Time

Extended time only applies to the timed mini-sections, **not the full-length practice tests.**

SAT extended time accommodation

Students with disabilities may be approved to take an extended-time test. It takes about 7 weeks to get approved, so [gather your documentation and get your request in early.](#)

Extended time also applies to your timed mini-sections.

Sections

All ▾

Time

Regular (100%) ▾

Save changes

Skill Levels

Skill Levels in Official SAT Practice

- When students reach a higher level in a skill, they will be asked harder questions or given more complex passages when they practice that skill.
- A student's overall levels for Math and Reading & Writing are averages that add up the individual skill levels and divide them by how frequently each skill appears on the exam.







Tips and Strategies

Tips and Strategies







To access the Tips and Strategies section on Official SAT Practice, use the following link:

<https://www.khanacademy.org/mission/sat/tips-and-planning>

About Official SAT Practice on Khan Academy

-  Overview of Official SAT Practice
-  Using Khan Academy's Official SAT Practice
-  Overview of skills and skill levels
-  Using Khan Academy's SAT Essay Practice

General SAT Strategies

-  SAT Time Management, Part 1: The Two Passes Strategy
-  SAT Time Management Strategies, Part 2: Level of Difficulty
-  SAT General Tips Share Space
-  Dave answers student questions about the SAT
-  Effective strategies for each SAT section
-  PSAT/NMSQT inside scoop: Khan Academy interviews the College Board

Supporting Student Success with Official SAT[®] Practice on Khan Academy[®]

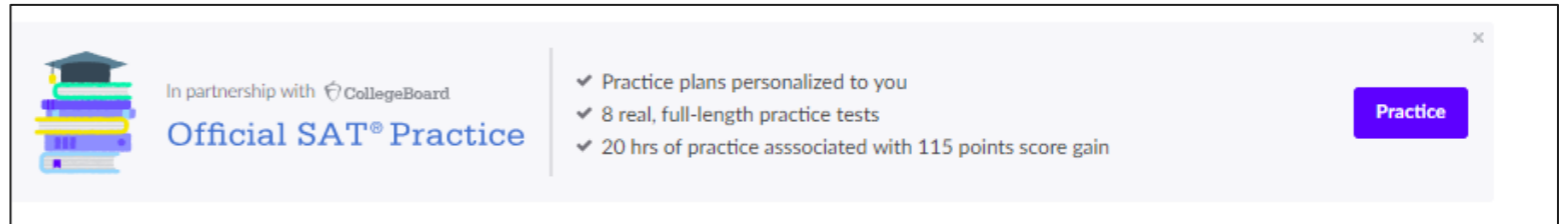
Implementation Models

Explore Official SAT[®] Practice on Khan Academy[®] as a Student

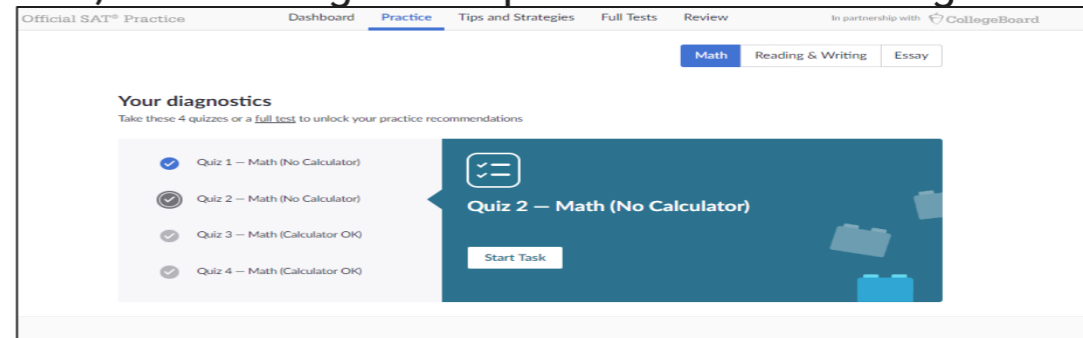
- Select “Learning home” from the drop-down menu.



- Select “Practice” from the landing page.

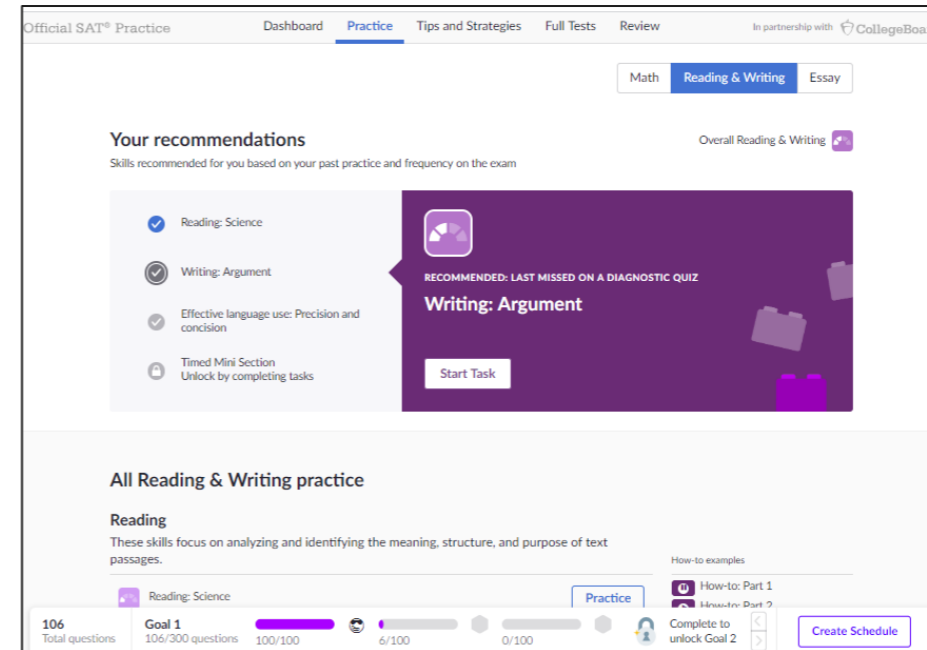


- Under “Practice,” take a diagnostic quiz in Math or Reading & Writing.



Explore Official SAT[®] Practice on Khan Academy[®] as a Student

- On your “Dashboard,” create a practice schedule.



- Watch tutorial videos in “Tips and Strategies.”
- Start a “Full Test” and download a paper-and-pencil version.

These practice tests were written by the College Board and provided exclusively to Khan Academy.

If you would like to take these tests on paper instead of online, you can [download the PDF versions of the practice tests](#) and print them. You can also [download PSAT/NMSQT® tests](#).

SAT[®] Study Groups Practice on Khan Academy[®]

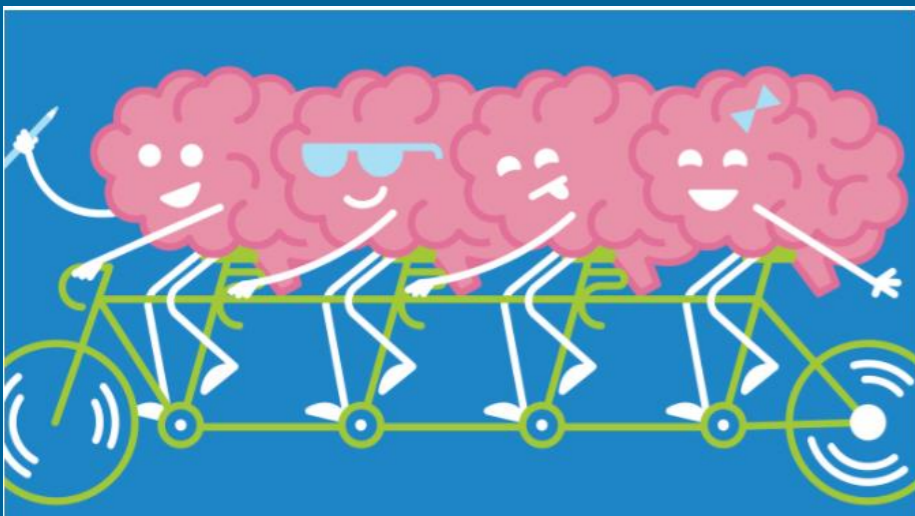
Why Study Groups Work

Community: Your study group will unite around a common goal—to do your best on the SAT.

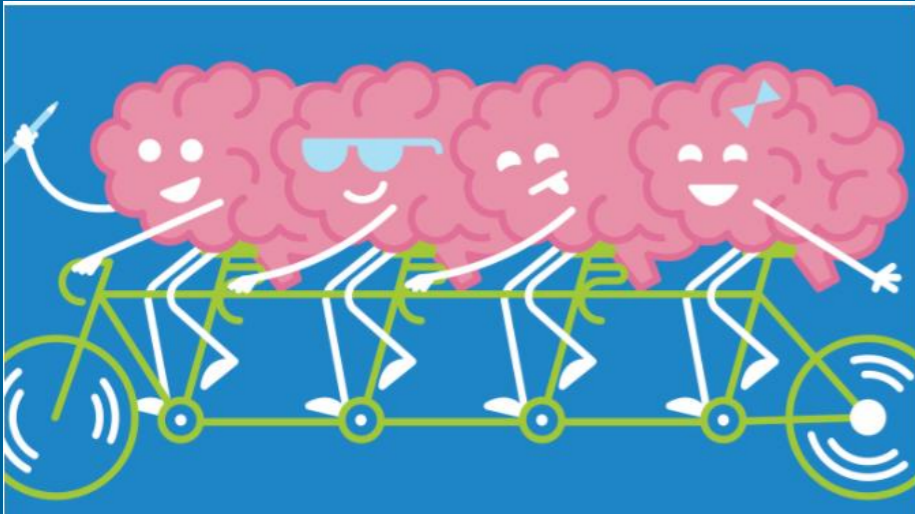
Accountability: You won't let teammates down because they're counting on you to show up and stay focused.

Support when you need it: The group will be there to help you get unstuck.

Stress relief: Sharing a plan with others reduces test stress.



How to Get Started

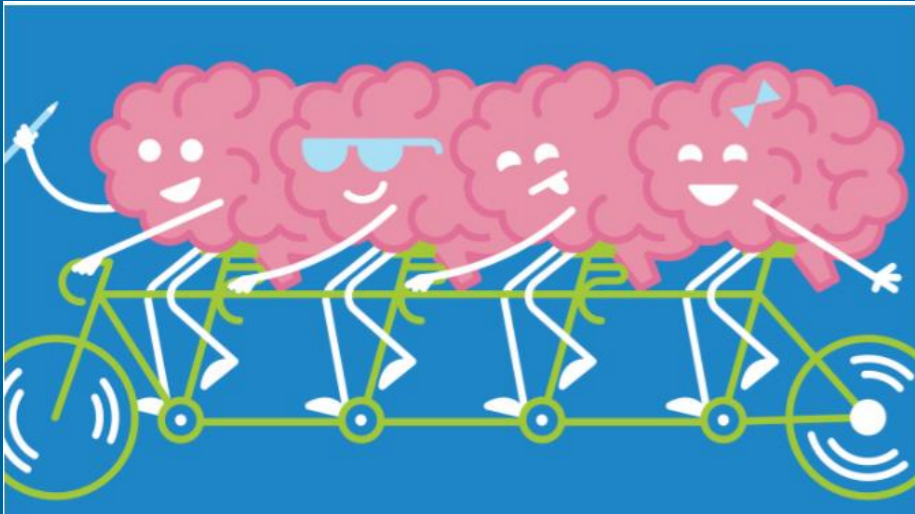


The right size: You want a team that's big enough to be a strong, effective resource and small enough to answer at least one question per person each time you meet: Look for five to eight members.

The right mix: Put together a group of students who are strong in different skills. Go to [Inside The Test](#) to find out which skills the SAT tests.


The right timing: Find students who plan to take the SAT the same day you do so the timeline will work for everyone.

First Meeting: Get Prepared



- [Set up a free College Board account](#) and a free [Khan Academy® account](#) for access to personalized SAT study.
- [Watch the Khan Academy introductory video.](#)
- Identify strengths and weaknesses.
 - If you took the PSAT/NMSQT, [share your scores with Khan Academy.](#)
 - If not, take four short diagnostic quizzes in Math or in Reading & Writing on Khan Academy.
- Email the group to let them know which skills are your strongest and which are the ones you need the most help with.

First Meeting: Make a Schedule

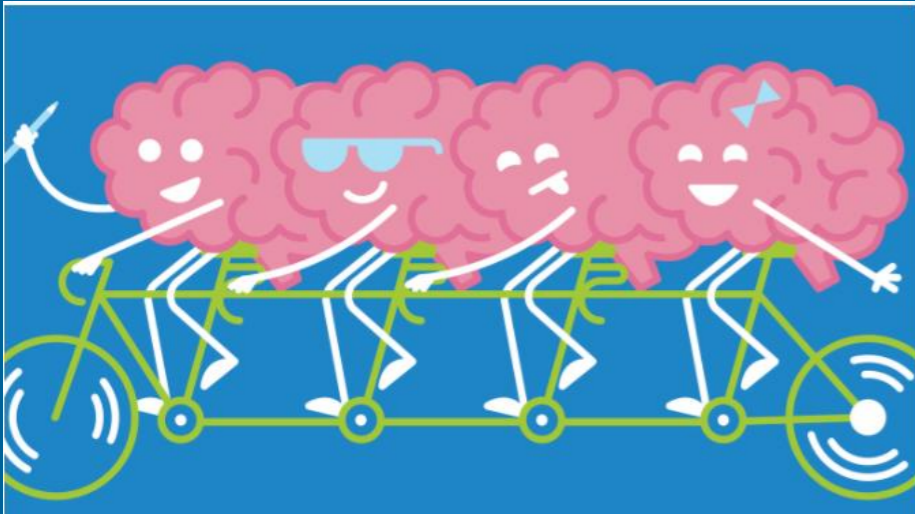


- Make it easier for your team to show up by creating a schedule that works:
- Ask everyone to commit to one or two 45- to 60-minute meetings a week.
- Choose days and times when you'll be focused and won't want to do something else.

Use the full-length practice tests as anchors since they'll help everyone measure their progress and know what to focus on.

Between tests, you'll have time to practice on your own, watch Khan Academy videos, and come to group meetings with your questions.

Second Meeting: Set Goals

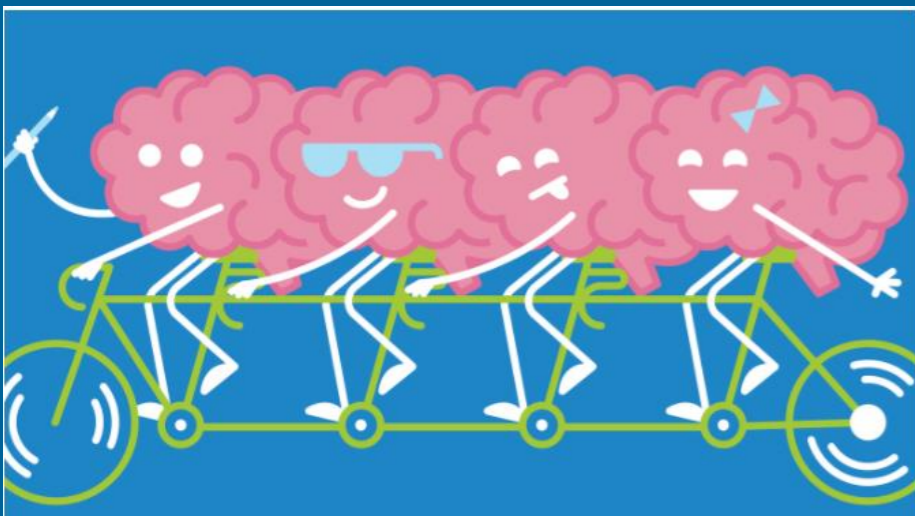


You might want to set a target score. Here's one way to do that: Go to [College Search](#) and look up a college you'd like to apply to. Click the **Applying** tab to find its test score ranges—what most students scored who were admitted and enrolled in the freshman class.

Here are some tips to help you meet your goals:


- List possible obstacles, like work, sports, and hanging out with friends.
- Brainstorm ways of working around them.
- Break big goals into mini-goals.
- Choose rewards for reaching mini-goals.
- Keep each other motivated: Post achievement milestones and ask for and share practice strategies that have helped other groups.

Weekly Schedule



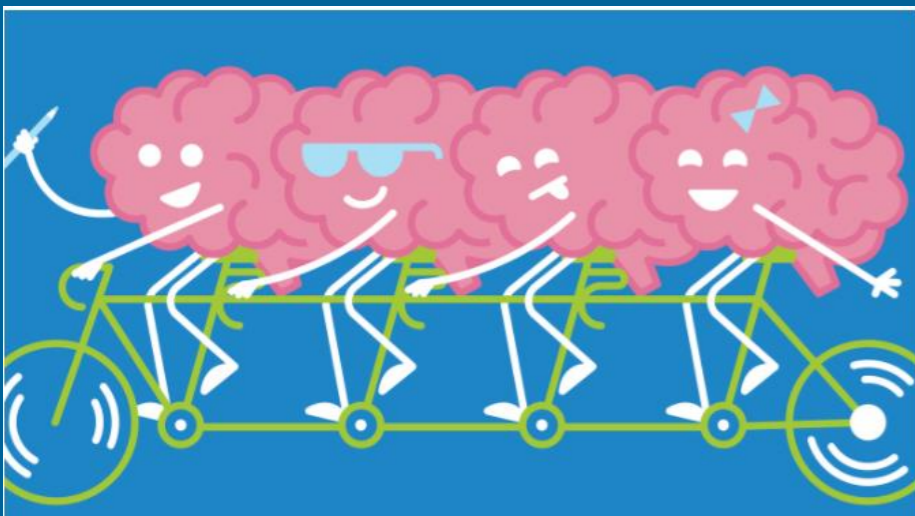
Week	During the Meeting	Before the Next Meeting
Before the first meeting		<ul style="list-style-type: none"> • Set up a free College Board account and a Free Khan Academy account for access to personalized SAT study.
Week 1	<ul style="list-style-type: none"> • Set ground rules. • Agree on a study plan. • Work with a partner to set personal goals. • Agree on the week's quizzes. 	<ul style="list-style-type: none"> • Get to know the SAT: Look Inside the Test. • Practice for at least 30 minutes twice a week. • Take assigned quizzes. • Prepare one or two questions to ask at the next meeting.
Weeks 2 & 3	<ul style="list-style-type: none"> • Ask and answer questions. • Agree on the weeks' quizzes. • Check in on mini-goals and award points. 	<ul style="list-style-type: none"> • Practice for at least 30 minutes twice a week. • Take assigned quizzes. • Prepare one or two questions to ask at the next meeting.

Weekly Schedule



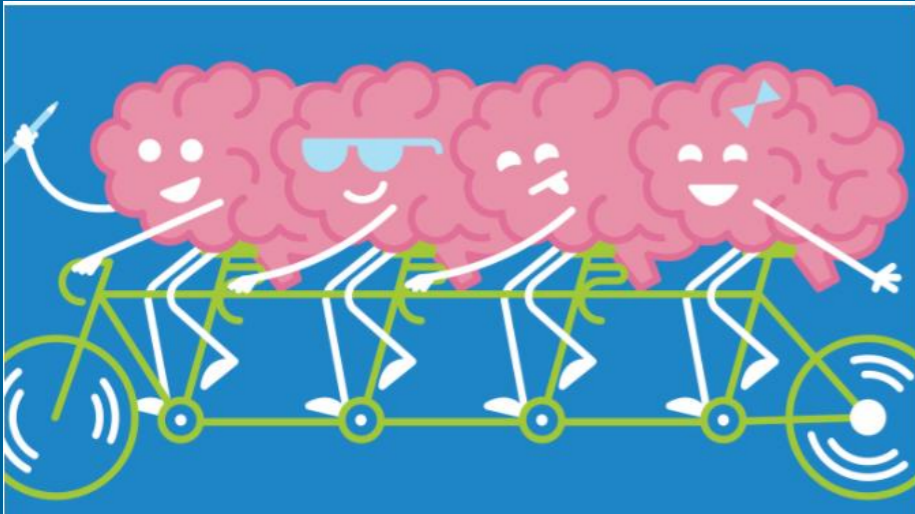
Week	During the Meeting	Before the Next Meeting
Week 4	<ul style="list-style-type: none">Take a full-length practice SAT as a group (3 hours plus 50 minutes for the Essay).	<ul style="list-style-type: none">Review the test results.Email your team and let them know what you did well and what you need help with.Prepare one or two questions for the next meeting.
Weeks 5-7	<ul style="list-style-type: none">Ask and answer questions.Agree on the weeks' quizzes.Check in on mini-goals and award points.	<ul style="list-style-type: none">Practice for at least 30 minutes twice a week.Take assigned quizzes.Prepare one or two questions to ask at the next meeting.

Weekly Schedule



Week	During the Meeting	Before the Next Meeting
Week 8	<ul style="list-style-type: none">Take a full-length practice SAT as a group (3 hours plus 50 minutes if you write an essay).	<ul style="list-style-type: none">Review the test results.Compare your results to previous tries to track improvement and check them against your goals.Review the test questions you missed.Email your team and let them know what you did well and what you need help with.Prepare one or two questions for the next meeting.
Weeks 9-16	<ul style="list-style-type: none">Repeat weeks 5-8 twice.	<ul style="list-style-type: none">Repeat weeks 5-8 twice.

Pro Tips



Select a study group leader.

Your group needs someone to keep things running smoothly, doing things like making sure everyone knows about schedule changes, finding places to meet, and tracking progress toward goals.

Find a group sponsor.

Ask a teacher, coach, or parent who could provide guidance on these responsibilities. It's good experience, and besides, leading an extracurricular activity is a plus on college applications.

Consider taking turns.

The leader of the week can prepare ahead of time to guide the day's discussion.

SAT[®] Achievement Associated with Official SAT Practice on Khan Academy[®]

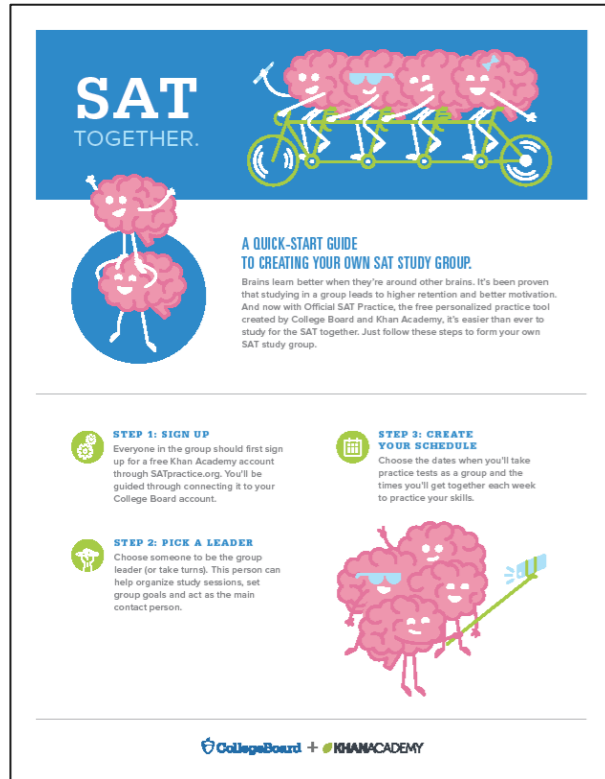
Practice is associated with better SAT[®] outcomes regardless of gender, race, and parental education level.



Engaging Students in Official SAT[®] Practice

<p>Independent Practice: Students practice individually at home or in virtual study groups.</p>	<ul style="list-style-type: none">• Share information about Official SAT[®] Practice with handouts available at https://www.isbe.net/Pages/sat-psat.aspx.• Encourage parents to work with students to set and stick to a study schedule.• Link to resources through website, social media, announcements, and flyers around school.
<p>Extracurricular Practice: Students practice in a college prep course or with a community-based organization virtually.</p>	<ul style="list-style-type: none">• Incorporate Official SAT[®] Practice tools during non-content classes, such as a college prep class or seminar courses.• Partner with community-based/college-access organizations to support students with practice.
<p>Teacher-Guided Practice: Students practice in class (in person or virtually) using Official SAT[®] Practice as a learning tool.</p>	<ul style="list-style-type: none">• Incorporate independent practice into the class period and answer student questions.• Use an SAT[®] question from Official SAT[®] Practice as bell work or an exit ticket.• Assign 60 minutes of Official SAT[®] Practice per week as homework.

Practice Plans



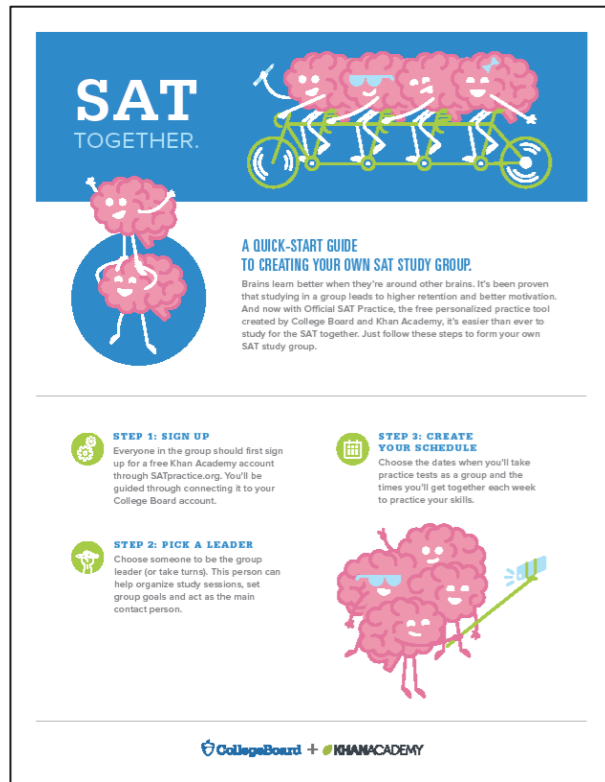
Parent Involvement

- Share information about Official SAT[®] Practice with parents.
- Encourage parents to work with students to set a study schedule.

Study Groups

- Students form groups of five to eight for virtual practice.
- Students meet virtually on their own schedule for 60 minutes per week.
- Encourage students to set up virtual study groups and pick a leader.
- Direct students to [SAT.org/studygroup](https://sat.org/studygroup) for a sample schedule and tips for setting up a study group.

Extracurricular Practice



Incorporate Official SAT[®] Practice tools during non-content classes

- Use time during college prep or seminar courses.
- Encourage students to use 30 minutes of class time twice per week for independent student practice.

Partner with community-based/college-access organizations

- Virtually train CBO/CAO staff on Official SAT[®] Practice.
- Designate a point of contact to coordinate communication.
- Develop study plans for students.
- Encourage students to create a practice schedule.

Teacher-Led Practice: Getting Started



Incorporate independent practice into the class period and answer student questions

- Use one class period a week.
- Add your students to your class in the Coach Tools and track progress.
- Utilize the [Official SAT® Practice Lesson Plans](#).
- Use during a shortened class period.
- Begin the class with Official SAT® Practice as bell work.

Coach Resources for Official SAT[®] Practice

[Lesson Plans](#)

[Coach Tools FAQ](#)

[Coach Tools Guide](#)

Features include these:

Recommended SAT[®] skills on which to focus based on class performance

- Lesson plans created by teachers and for teachers available for skills in Math, Evidence-Based Reading & Writing, and the Essay
- Links to additional Khan Academy[®] content and SAT[®] content that can be assigned to the class based on the greatest needs of the class

Student progress

- Their upcoming SAT[®] test date
- Problems completed, time spent, and practice tests scheduled

Recently completed activity

- The top recommended skills for practice
- Questions attempted, answer choices, and correct answers
- Practice test scores

Ideas for Increasing Student Engagement



- Designate classes in which students will spend time creating and linking Khan Academy® accounts.
- Train staff to work with students to create and link accounts.
- Reach out to local community-based organizations and/or college-access groups to help get students logged in to their College Board/Khan Academy® accounts and practice.
- Raffle off small prizes for participation (e.g., school gear).
- Incentivize classes/grades to compete with each other (e.g., by percentage of students who have linked their accounts to Khan Academy®; completion of full-length practice tests, etc.).
- Strengthen your school's college-going culture and empower students to think of themselves differently.

Developing a Plan for Official SAT[®] Practice

Design an Implementation Plan for Your School



1. Share the steps for linking accounts/taking diagnostic quizzes with students.
2. Create an implementation plan for using the Coach Tools.
3. Review SAT® practice resources available here: <https://www.isbe.net/Pages/sat-psat.aspx> under the Practice Resources accordion.
4. Share the Back-to-School Toolkit with staff available here: <https://www.isbe.net/Pages/sat-psat.aspx> under the SAT Teacher Toolkit accordion.
5. Monitor progress.
6. Measure success.

Please email questions or comments about this presentation to ILSAT@collegeboard.org.

Thank You

