

## THE BIRTHPLACE

### Performance Standard 29E.A

On a world map, identify the country of origin of the target language and other countries and areas where the target language is one of the principal languages accordingly:

- *Knowledge*: Know the country of origin of the target language and other places where it is spoken.
- *Comprehension*: Respond with understanding and facility.
- *Communication*: Use the appropriate and correct presentational strategies to identify the countries.

### Procedures

1. *In order to understand geography of various target language societies (29E)*, students should experience sufficient learning opportunities to develop the following:
  - Identify the country of origin where the target language is spoken.
  - Locate areas on a world map where the target language is spoken.
2. Provide each student a copy of the “Birthplace” task sheet. Have students review and discuss the task and how the rubric will be used to evaluate their work.
3. Instruct students to label the country of origin of the target language and other countries and areas where the target language is commonly spoken.
4. (Optional) Have each student complete this assessment orally using a world map.
5. Evaluate each student’s performance using the Foreign Language Rubric as follows and add the scores to determine the performance level.
  - *Knowledge*: Identified the country of origin of the target language and all the other countries and areas where the target language is commonly spoken was complete and correct.
  - *Comprehension*: Responses showed understanding and facility.
  - *Communication*: Strategies were complete, appropriate and correct.

### Examples of Student Work follow

### Resources

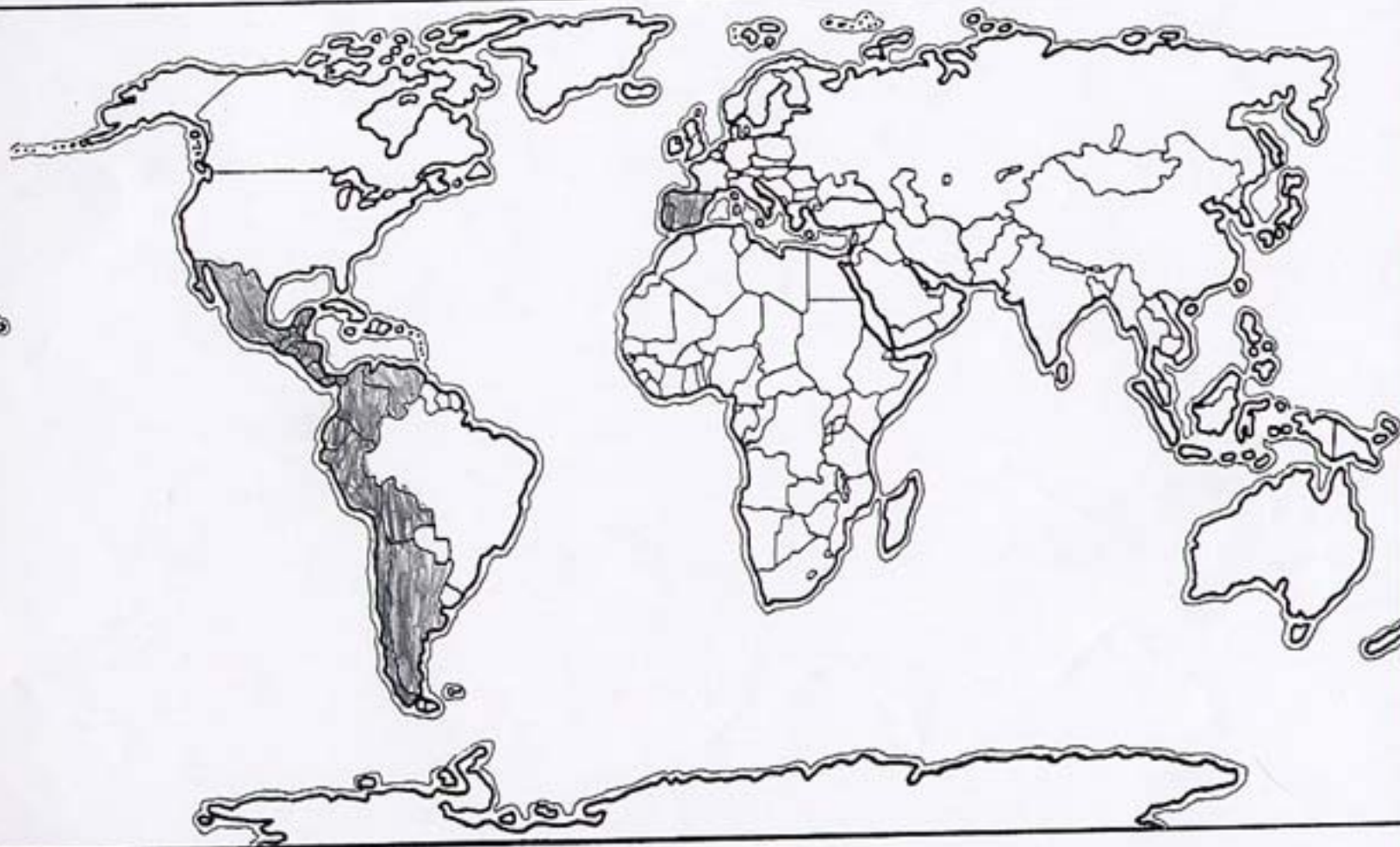
- Copies of “The Birthplace” task sheet
- Foreign Language Rubric


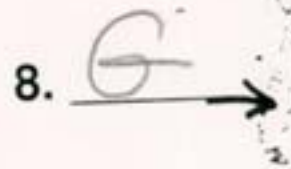
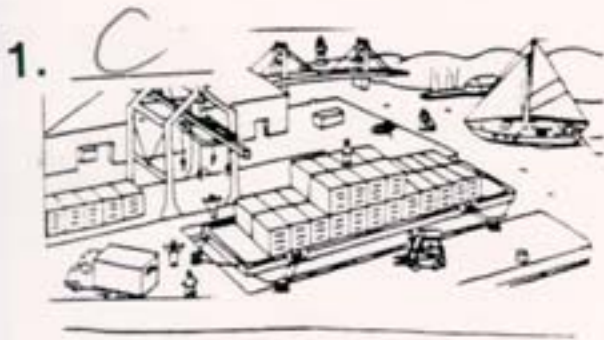
### Time Requirements

- 5 - 10 minutes

Directions: ① Draw an "X" in the Country of origin of Spanish

② With your pencil, shade in other countries or areas where Spanish is spoken.





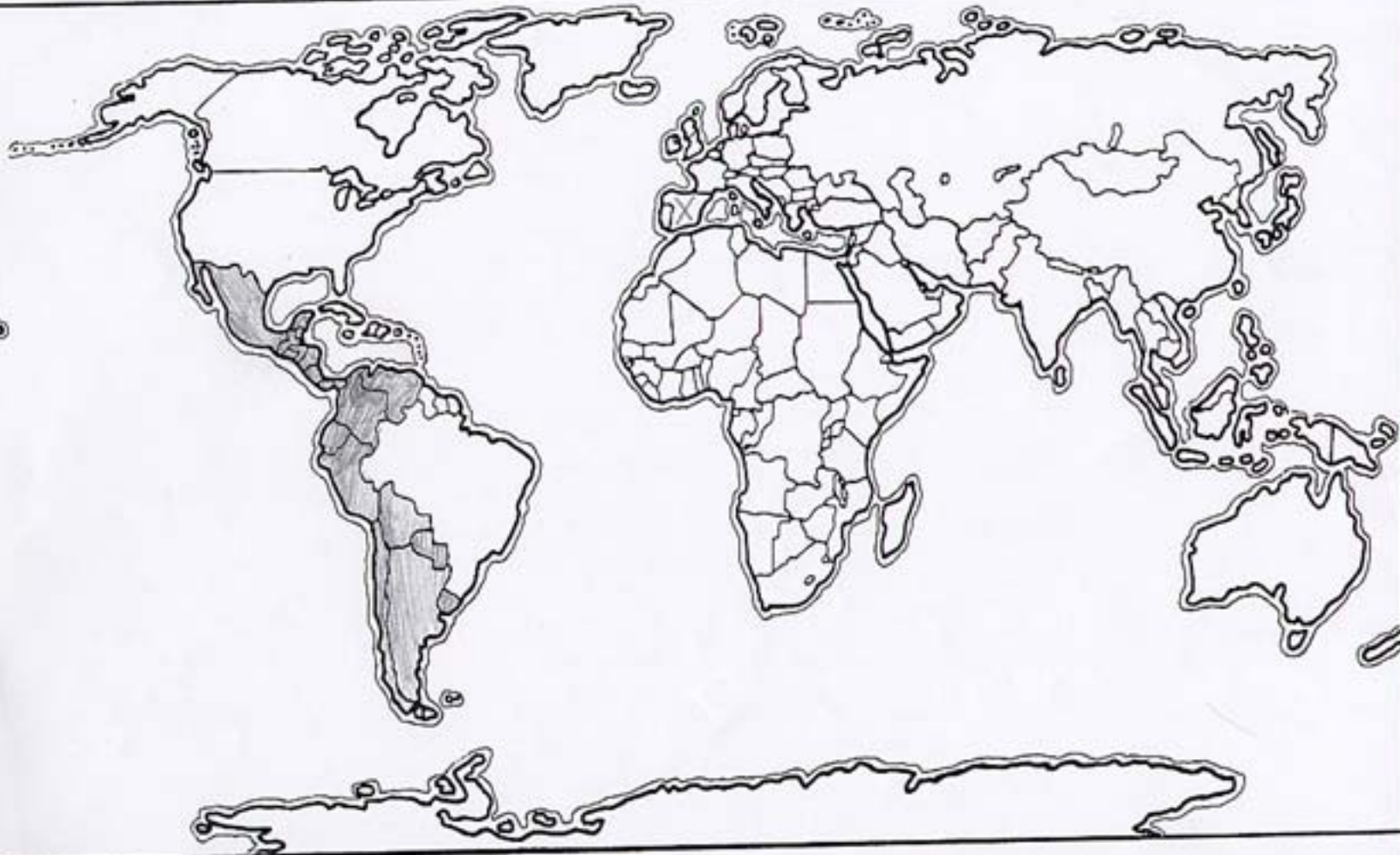
Escribe la letra del dibujo en la raya. Write the letter on the correct line.


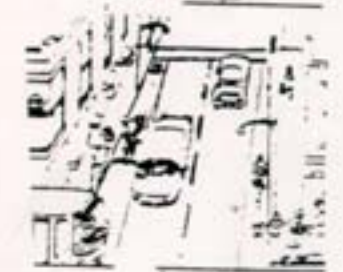
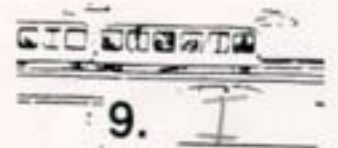
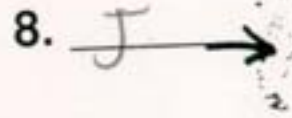
- |                                     |  |  |
|-------------------------------------|--|--|
| <input type="radio"/> A. La montaña | <input checked="" type="radio"/> D. La calle | <input type="radio"/> G. El océano     |
| <input type="radio"/> B. El lago    | <input type="radio"/> E. El bosque           | <input type="radio"/> H. El río        |
| <input type="radio"/> C. El puerto  | <input type="radio"/> F. La isla             | <input type="radio"/> I. La ciudad     |
|                                     |  | <input type="radio"/> J. El continente |

Nombre:

Directions: ① Draw an "X" in the country of origin of Spanish

② With your pencil, shade in other countries or areas where Spanish is spoken.





Escribe la letra del dibujo en la raya. Write the letter on the correct line.

A. La montaña

D. La calle

G. El océano

B. El lago

E. El bosque

H. El río

C. El puerto

F. La isla

I. La ciudad

J. El continente