



Illinois Assessment Update



Illinois State Board of Education
January 20, 2017



NEW ISBE Website for 2017!

Update assessment page bookmarks as needed.

Assessment Homepage: www.isbe.net/Pages/Assessment.aspx





2015-16 Testing ISA (Illinois Science Assessment)



2015-16 ISA Scores and Assessment Correction

- Much work remains before 2015-16 results can be reported, including:
 - Final Contract Resolution with SIUC
 - Standard Setting (Performance-Level Setting) and Scaling
 - Design and Generation of Reports
- Any individuals interested in scoring responses may contact Angela Box (abox@siu.edu) at SIUC to learn more.
- Timeline for ISA data corrections and score availability will be shared when available.



2016-17 Testing ISA (Illinois Science Assessment)



2016-17 ISA

- *Mandatory (federal requirement)*
- *Grades 5 and 8 (grade based)*
- *Grades 9-12 (course based) - High School Biology*
 - 03051A000 Biology
 - 03052A000 Biology – Advanced Studies
 - 03056A000 AP Biology
 - 03057A000 IB Biology
- Students WITHOUT A FULL CREDIT FOR BIOLOGY I, FROM AT LEAST ONE OF the above courses will take ISA this year.
- Students repeating a course that generated their only ISA score will test again.
- Online Format Only
- Test Window: March 1, 2017, through April 28, 2017
- Text-to-Speech (TTS) and Line Reader Available to All Students



2016-17 ISA

- **Accessibility Features and Accommodations**
 - Students with disabilities (e.g., IEP, 504) and English Learners (ELs)
 - Below is a list of common accessibility features and accommodations available to students.
 - Furthermore, the IEP team determines whether a student needs an accessibility feature and/or accommodation not on the list, and the student will be able to receive that accessibility feature and/or accommodation.
- **Presentation:**
 - Text-to-Speech
 - Human Reader
 - Human Signer
 - Translation in Native Language
 - Headphones or Noise Buffers
- **Response:**
 - Human Scribe
 - Calculator
- **Testing Environment:**
 - Alternative Setting
 - Preferential Seating
 - Small Group Testing
 - Extended Time
 - Frequent Breaks



2016-17 ISA

- *Grades 9-12 High School Biology*
 - ***Exemptions – proof of “not a first year biology student”***
ISBE will search SIS grades 8-12 records from Fall 2013 through Summer 2016 for a full year credit in at least one of the four biology courses identified previously.
 - Also, districts may use the “Reason for No Valid Test Attempt” code 06 (Not in Valid Course) during data cleanup for those that were missed during the initial rostering process.
- *All Grades – Mobility Impacts to Testing ISA*
 - Students who have started/completed a test, then move to a new school, will NOT start/continue to test at the new school.



2016-17 ISA Item Counts & Times

Test	Number of Items	Estimated Before/After Time (in minutes)	Estimated Test Time (in minutes)	Estimated Total Time (in minutes)
Grade 5	18	15	38	53
Grade 8	23	15	40	55
High School	21	15	32	47

The times above are estimates. ISBE does NOT impose a time limit other than the session cannot span over two days. Districts have the flexibility to continue testing if students are still working during the session.



2016-17 ISA Standards Coverage

Key	
ESS	Earth and Space Sciences
ETS	Engineering, Technology, and Applications of Science
LS	Life Science
PS	Physical Science

Grade 5		
ESS	4	22%
ETS	3	17%
LS	6	33%
PS	5	28%
Total Items	18	100%

Grade 8		
ESS	4	17%
ETS	5	22%
LS	1	4%
PS	13	57%
Total Items	23	100%

HS Biology		
ETS	1	5%
LS	20	95%
Total Items	21	100%



2016-17 ISA

- Week of January 23, 2017
 - ISBE-Teach work begins
- Week of February 13, 2017
 - Districts begin IT work to prepare for ISA administration
- March 1 – April 28, 2017
 - Test window for ISA



2016-17 ISA

Week of January 23 - *ISBE-Teach*

- ISBE will load organizations (districts and schools).
- The ISBE Rostering Tool will work with SIS records to keep systems aligned (Exits/Enrollments) until a student starts a test.



2016-17 ISA

Week of February 13 – Districts begin IT work

- ISBE will load students into a default class at each grade level (like last year).
- ISBE will load “Org Admin” users based on EPS data – **administrator** and **science** contacts fields.
 - This will create Org Admin users based on the organization level of the entity in EPS: district and school level users (2 per org if you add the science contact).
 - These users are responsible for adding other Org Administrators and the Test Administrators.
- Safe Exam Browsers released
- iPad “Secure Kiosk” functionality released
- SEB Install Check (new for 2017) – this will allow districts to verify installs, test SEB and, test systems for compatibility and connectivity with the ISA.



2016-17 ISA

March 1 – April 28 – Test Window for ISA

- No limit as far as test days within the window
 - Once you start, keep testing until complete, don't skip school days.
- ISBE Rostering Wizard
 - Updates based on exit and enrollments
 - Does NOT move a student record once the student has started the test
- New for 2017
 - Student responses will be sent to ISBE in near real-time.
 - The plan is to use this enhancement to get a jumpstart on scoring constructed-response items to ultimately improve the time for reporting test results.



2016-17 ISA

Post Test Work

- Hand Scoring
- Machine Scoring
- Final Scale Scores
- Corrections Window
- Final Reporting – Goal is to report no later than IL Report Card Timeframe with preliminary results ready as soon as districts complete corrections (similar to other assessment programs).
 - No additional psychometric work this year, so reporting time will be greatly improved



Test Coordinator Fields in EPS

- Optional for 2016-17
- Tied to entity, so allows for District and School Test Coordinators to be identified
- Will provide ISBE quick access to email contact information
- Detailed to the assessment level

[Click here for instructions](#)



2016-17 PARCC

**(Partnership for Assessment of
Readiness for College and Careers)**



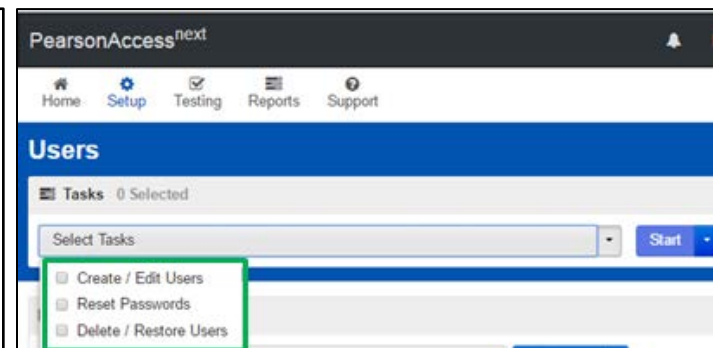
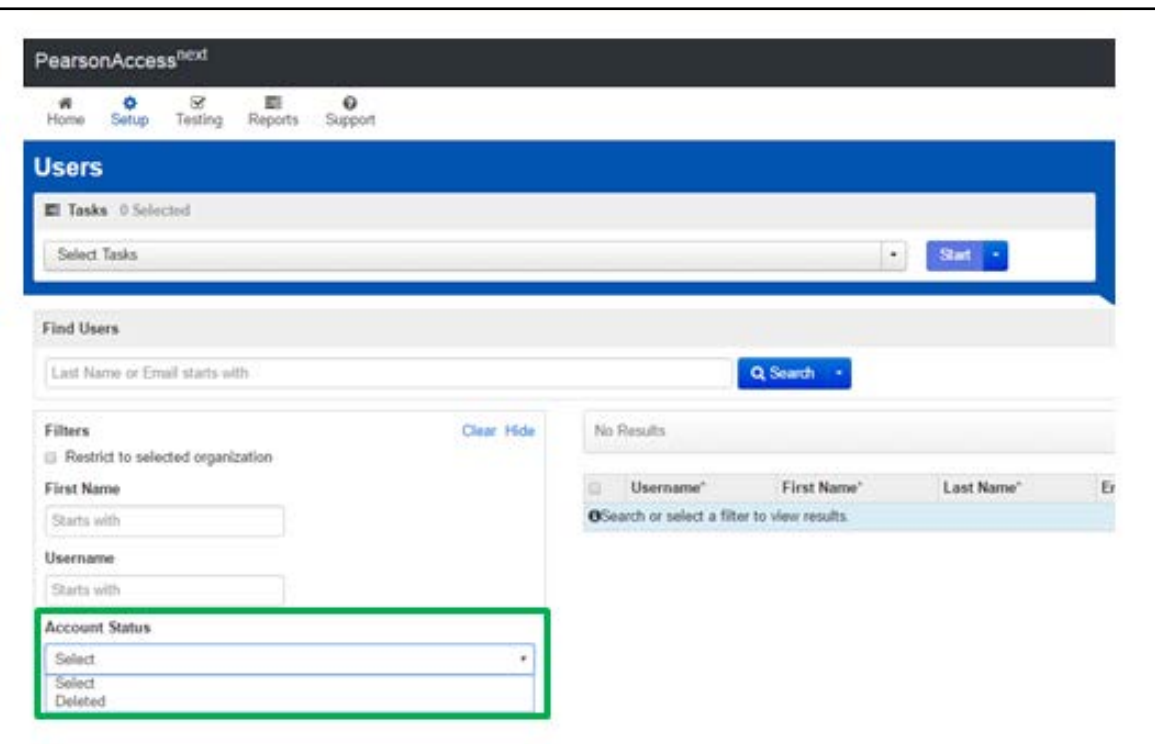
2016-17 PARCC

- PARCC will be administered as follows:
 - ELA/L and Mathematics: Students in Grades 3-8
 - LEP students who are “First Year in U.S. School” are exempt from ELA/L
- Number of units and unit times are the same as in 2015-16.
See page 10 of the 2016-17 PARCC Spring Coordinator Manual:
<https://www.isbe.net/Documents/parcc-ela-math-cbt-pbt-test-coord-manual-16-17.pdf>
- PARCC Test Window: Up to 30 consecutive school days
March 6, 2017 (earliest start date) - April 28, 2017 (latest end date)
- No PARCC Fall Block since SAT will be given in grade 11.
- ISBE Contact for PARCC: Jim Palmer
 - jpalmer@isbe.net



PearsonAccess^{next} (PAN) Information

- Superintendents should review and update, as needed, school information in PAN.
- Superintendents/LEA Test Coordinators should review PAN User Accounts and enable, as needed



Contact Pearson for PAN assistance, as needed:
(888) 493-9888



PearsonAccess^{next} (PAN) Information

- Superintendents should update information in PearsonAccess^{next} as needed, including the following:
 - Adding/Enabling user accounts for new/current staff
 - Disabling accounts for staff who are no longer at your district
 - Updating user roles as needed
 - Updating user email addresses (*Note: “User Name” will stay the same*)
- Contact ISBE Assessment for assistance with the following:
 - Adding an organization (e.g., new school, reconfigured grade levels within an existing school, or any RCDTS code changes)
 - Adding a user account for new Superintendent

Contact Pearson for PAN
navigation assistance:
(888) 493-9888



2016-17 PARCC (SIS Information)

- The following PARCC information is captured via SIS and sent to Pearson for all schools:
 - PARCC Test Window *(available now!)*
 - PARCC Test Format *(available now!)*
 - PARCC Pre-ID Student Test Details *(available now!)*



2016-17 PARCC (Pre-ID in SIS)

- Home District enrolls students in SIS and identifies Home School and Serving School RCDTS codes
- Testing School is initially defaulted to Serving School but Home District may edit Testing School code
(New in 2017: Home and Testing School may edit student test details.)



2016-17 PARCC (Pre-ID in SIS)

2017 PARCC Pre-ID (Step 2) and DLM-AA Pre-ID Now Available in ISBE's Student Information System (SIS)

PARCC Pre-ID (Step 2) Including Accommodations and Accessibility Features

For grades 3-8, both an ELA/L and a Math grade-level test record are created in the PARCC Pre-ID when the student is enrolled in SIS. If applicable, an ELA/L and/or Math course-based test may be selected in place of the default grade-level test.

The initial PARCC Pre-ID data will be sent to Pearson weekly beginning on January 20, 2017. PARCC Pre-ID labels for paper tests, test materials for paper administrations, paper manuals quantities, and testing windows are generated based on data in PARCC Pre-ID as of January 20, 2017. Updates will be sent each Friday until February 24, 2017.

Grades 3-8 students on the PARCC Pre-ID can be moved to DLM-AA Pre-ID by searching for the student under Assessment Pre-ID → PARCC and selecting the "Move to DLM-AA" button.

To update [PARCC data elements](#) online, log into SIS, select Assessment Pre-ID, and select PARCC. Search for the student by his/her SID and one of the three: first name, last name, or DOB.

Note: IEP and LEP indicators must be adjusted as needed in the SIS enrollment, not in Pre-ID.

To request the PARCC Pre-ID file, log into SIS, select Batch Files and Request File. Once processed, the requested file will be returned to the Download file page. The PARCC Pre-ID Template, Tips and Steps can be found at <https://www.isbe.net/Pages/Excel-Templates-for-student-data-input-into-SIS.aspx>.

DLM-AA Pre-ID (February 3, 2017, Deadline)

Students in grades 3-8 and 11 will be included on the DLM-AA Pre-ID if the following are true:

- The student's most recent past assessment is IAA or DLM-AA, and
- The student's IEP indicator is "yes."

To add missing students to the DLM-AA, first locate the student under SAT Pre-ID or PARCC Pre-ID and select the "Move to DLM-AA Pre-ID" button (student must be IEP).

Grades 3-8 students who are incorrectly included on the DLM-AA Pre-ID can be moved to the PARCC Pre-ID by searching for the student under DLM-AA Pre-ID and selecting the "Move to PARCC" button.

Data updates in the DLM-AA Pre-ID are sent to the DLM-AA vendor weekly until February 3, 2017.

To update [DLM-AA data elements](#) online, log into SIS, select Assessment Pre-ID, and select DLM-AA. Search for the student by his/her SID and one of the three: first name, last name, or DOB.

Note: IEP and LEP indicators must be adjusted as needed in the SIS enrollment, not in Pre-ID.

To request the DLM-AA Pre-ID file, log into SIS, select Batch Files and Request File. Once processed, the requested file will be returned to the Download file page. The DLM-AA Pre-ID Template, Tips and Steps are located at <https://www.isbe.net/Pages/Excel-Templates-for-student-data-input-into-SIS.aspx>.

PARCC and DLM-AA Pre-ID "Summary" and "Detail" reports are available in SIS. To access the reports, log into SIS, Select the "Reports" link, and expand the "Assessment" Category.

PARCC Pre-ID Reports

The PARCC Pre-ID "Summary" report will provide overall counts for each PARCC data element. The PARCC Pre-ID "Detail" report will show a roster of each student along with the PARCC data element details.

DLM-AA Pre-ID Reports

The DLM-AA "Summary" report will provide overall counts for each DLM-AA data element. The DLM-AA Pre-ID "Detail" report will show a roster of each student along with the DLM-AA data element details.

If you need assistance with the PARCC or DLM-AA Pre-ID, please contact the ISBE Help Desk at 217-558-3600, Option 3. If you have questions about testing in general, please contact the Assessment Division at 866-317-6034 or assessment@isbe.net.

PARCC and DLM-AA: Guidance for Reviewing Pre-ID Data



2016-17 PARCC Pre-ID Report Header in SIS

2017 PARCC Assessment Pre-ID (Detail)

Selection Criteria: None Sorted By: Student Name

Columns (Columns D through AG are Yes/No, unless defined below*)

A Test Format *	K Color Contrast *	V ELA/L Constructed Response *
B Session Name	L Text-to-Speech *	W ELA/L Selected Response or Technology Enhanced Items *
C Class Name	M Human Signer or Human Reader *	X Mathematics Response *
D LEP Indicator (from SIS)	N ASL Video	Y Monitor Test Response
E Accommodation 504	O Assistive Technology - Screen Reader/Non-Screen Reader *	Z Word Prediction for ELA/L
F IEP Indicator (from SIS)	P Closed Captioning for ELA/L	AA Mathematics Response - EL *
G Alternate Representation Paper Test	Q Refreshable Braille Display for ELA/L	AB Word-to-Word Dictionary (English/Native Language)
H Spanish Transadaptation of the Mathematics Assessment	R Braille Response *	AC Extended Time *
I Large Print	S Braille with Tactile Graphics *	AD Administration *
J Answer Masking	T Answers Recorded in Test Book	AE Enrolled in Home School On or Before May 1
	U Calculation Device and Mathematics Tools *	AF Enrolled in Home District On or Before May 1
		AG First Year in U.S. School

Test Code:

MAT0X	Grade X Mathematics
ELA0X	Grade X ELA/Literacy
ALG01	Algebra I
GEO01	Geometry
ALG02	Algebra II
MAT1I	Integrated Mathematics I
MAT2I	Integrated Mathematics II
MAT3I	Integrated Mathematics III
ELA09	ELA/Literacy I
ELA10	ELA/Literacy II
ELA11	ELA/Literacy III

Text-to-Speech (Column L):

11	Text-to-Speech English for ELA/L Text and Graphics
12	Text-to-Speech English for Math Text and Graphics
13	Text-to-Speech English for Math Text Only
14	Text-to-Speech Spanish for Math Text and Graphics
15	Text-to-Speech Spanish for Math Text Only
00	None

Human Signer or Human Reader (Column M):

03	Human Signer
04	Human Read Aloud
00	None

Assistive Technology - Screen Reader/Non-Screen Reader (Column O):

05	Screen Reader
06	Non-Screen Reader
00	None

Braille Response (Column R):

01	Braille Writer
02	Braille Notetaker
00	None

Braille with Tactile Graphics (Column S):

11	UEB (Unified English Braille)
12	EBAE (English Braille American Edition)
00	None

Calculation Device and Mathematics Tools (Column U):

03	Uses calculator on non-calculator section
04	Uses mathematics tools on non-calculator section
05	Uses both calculator and mathematics tools on non-calculator section
00	None

ELA/L Constructed Response; ELA/L Selected Response or Technology Enhanced Items; Mathematics Response (Columns V, W, X):

01	Speech-to-Text
02	Human Scribe
03	Human Signer
04	External AT Device
00	None

Mathematics Response-EL (Column AA):

01	Speech-to-Text
02	Human Scribe
00	None

Extended Time (Column AC):

01	EL
02	IEP/504
03	Both
00	No Extended Time

Administration (Column AD):

01	Fall
02	Spring (Default)

Test Format (Column A):

O	Online
P	Paper

Color Contrast (Column K):

01	Black font on cream background
02	Black font on light blue background
03	Black font on light magenta background
04	White font on black background
05	Yellow font on blue background
06	Low contrast color, dark gray font on pale green background
07	Locally provided color overlay for the students to place over their paper test
00	None



2016-17 PARCC Pre-ID Report in SIS

- Student page sample of PARCC Pre-ID Detail Report:

Test Code	A	SIS Home School	Testing School	B	C	D	E	F	G	H	I	J	K	L	M	N	O	P	Q	R	S	T	U	V	W	X	Y	Z	AA	AB	AC	AD	AE	AF	AG			
Student ID:		Name:														Date of Birth: 10/09/2002				Grade Level: 8																		
ELA08	O					N	N																											02	Y	Y	N	
MAT08	O					N	N																												02	Y	Y	N
Student ID:		Name:														Date of Birth: 05/06/2005				Grade Level: 6																		
ELA06	O					Y	N																												02	Y	Y	N
MAT06	O					Y	N																												02	Y	Y	N

- Prepopulated fields:
 - **Student ID, Name, Date of Birth, Grade Level**
 - **Test Code** (first column) and **Test Format** (column A)
 - **SIS Home School** (SIS Home School)
 - **Testing School** (initially populated with SIS Serving School)
 - **LEP Indicator** (column D) and **IEP Indicator** (column F)
 - **Administration** (column AD, default is Spring=02)
 - **Enrolled in Home School On or Before May 1** (column AE)
 - **Enrolled in Home District On or Before May 1** (column AF)
 - **First Year in U.S. School** (column AG; initially populated from SIS EL data)

NOTE: The column letters referenced in the Pre-ID Reports do not correspond to the column letters in the Pre-ID Excel templates.



2016-17 PARCC SIS to PAN Pre-ID Schedule

- **Friday, January 20, 2017:** First capture of student data in SIS, including test details, to be sent to PAN
- Data in SIS as of January 20 will be sent to PAN and will, as applicable, automatically trigger orders for paper test materials and Pre-ID labels.
Note: Pre-ID labels can be sorted in more detail using the “Session Name” field.
- Data in SIS as of January 20 will also be used to derive quantities for paper manuals.
- **Important:** Districts must place additional orders, as needed, for students who need paper test materials but were not identified with “Paper” format in SIS as of January 20. Pre-ID labels will not be provided for these students.



2016-17 PARCC SIS to PAN Pre-ID Schedule

- **(No later than) Monday, January 30, 2017:** Districts may view student data captured from SIS on January 20 in PAN.
- **Friday, February 3, 2017:** SIS sends updates* to PAN.
- **Friday, February 10, 2017:** SIS sends updates* to PAN.
- **Friday, February 17 and 24, 2017:** SIS sends updates* and Session Name** (“Online” format records only, if populated) to PAN.

** Updates will be sent only for student records that are new or contain a difference in any field from its original transmission (e.g., Test Code was updated from MAT08 to ALG01).*

*** Session Name will auto-create an online Session for the student only if the student is not already in an online Session in PAN.*



2016-17 PARCC SIS to PAN Pre-ID Schedule

Important!

- On or Before Friday, February 24, 2017, update all student demographic and test data in SIS. *Any changes made directly in PAN on or before Friday, February 24 may be affected by SIS update transmissions.*
- After Friday, February 24, 2017* update student test data in PAN. *Continue to update demographics and enroll/exit students in/from SIS.*
- After Friday, February 24, 2017* students new to any school must be entered into PAN or transferred within PAN using a new transfer process.

* *For large numbers of students, you may contact SIS for assistance at 217-558-3600, option 3.*



2016-17 PARCC Materials Receipt

- Monday, March 6, 2017, is the earliest start date for PARCC testing.
- For districts with any school beginning testing the week of March 6, 2017, materials from Pearson, including paper manuals and any secure paper test materials, will arrive no later than February 27, 2017 (one week prior to testing).
- For districts with all schools beginning testing the week of March 13 or later, materials from Pearson, including paper manuals and any secure paper test materials, will arrive approximately two weeks prior to the earliest start date for any school.



2016-17 PARCC Manuals and Resources

ASSESSMENT

PARCC Place

- PARCC Archives


RESOURCES

- PARCC Released Items
- PARCC Sample Items
- PARCC Technology Guidelines
- PARCC Website
- PearsonAccess^{Next}

LATEST NEWS

- Illinois Assessment Update Webinars
- Superintendent Smith Letter to Families Regarding 2016 PARCC Score Reports
 - Spanish Version
- 2016 Preliminary State-Level PARCC Results
- PARCC Spring 2016 Score Report Interpretation Guides
 - For Educators
 - For Parents
- 2016-17 State Assessment Dates
- Illinois Assessment Updates listserv
- Illinois Assessment Home Page

ASSESSMENT
PARCC PLACE



The Partnership for Assessment of Readiness for College and Careers (PARCC) is the state assessment and accountability measure for Illinois students enrolled in a public school district. PARCC assesses the New Illinois Learning Standards Incorporating the Common Core and will be administered in English Language Arts and Mathematics.

PARCC assessments in English Language Arts and Mathematics will be administered to all students in grades 3-8.

Posted on ISBE PARCC PLACE web page:
<https://www.isbe.net/Pages/PARCC-Place.aspx>

UNDERSTAND THE SCORE

UnderstandtheScore.org is designed to help parents and community members know what to expect when their children's score reports arrive at home.

ADMINISTRATORS & TEST COORDINATORS

2016-17 Information

2015-16 Information

Spring 2017 PARCC Test Administrator Manuals now posted!

- Computer-Based Testing: <http://avocet.pearson.com/PARCC/Home#16723>
- Paper-Based Testing: <http://avocet.pearson.com/PARCC/Home#16724>
- These will be linked from the ISBE PARCC web page soon.



PARCC Accessibility Features and Accommodations Worksheets

- Worksheets are intended to assist in identifying accessibility features and accommodations for PARCC testing
 - Computer-Based
 - Paper-Based

TEACHERS FAMILIES & STUDENTS COMMUNITY & PARTNERS NEWS & MEDIA

ADMINISTRATORS & TEST COORDINATORS

2016-17 Information

ADMINISTRATORS

- PARCC Resource Center (PRC)
- 2017 Assessment Talking Points
- PARCCOnline.org Educator Resources
- 2016-17 State Assessment Dates
- 2017 Assessment Talking Points
- PARCC Manuals
 - Spring Test Coordinator and Test Administrator Manuals
 - 2016-2017 Spring Administration Computer-Based & Paper-Based Testing Math & English Language Arts/Literacy Test Coordinator Manual
 - Accessibility and Accommodations Manual, Fifth Edition (complete, includes Appendices A-M; 226 pg., 5.6MB)
 - What's New in the 5th Edition?
 - PARCC Computer-Based Accessibility Features/Accommodations Form and Instructions (34-50)
 - PARCC Paper-Based Accessibility Features/Accommodations Form and Instructions (34-50AA)

Posted on ISBE PARCC PLACE web page:
<https://www.isbe.net/Pages/PARCC-Place.aspx>



PARCC Practice and Released Items

- **PARCC Practice Tests**

<https://parcc.pearson.com/>

The sample tests have been reconfigured/reformatted to match the current tests, but the tests do not contain any new items.

- **PARCC Released Items**

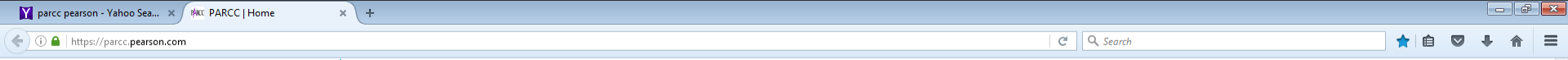
<https://prc.parcconline.org/assessments/parcc-released-items>

This site now has released items from the 2015-16 administration.



PARCC Websites

- <https://parcc.pearson.com/>
- <http://avocet.pearson.com/parcc/home>



Home

The **Partnership for Assessment of Readiness for College and Careers (PARCC)** is a group of states working together to develop a set of assessments that measure whether students are on track to be successful in college and careers.

What can you find on this site? This site hosts all of the tools necessary for Test Coordinators, Technology Coordinators, and Test Administrators to prepare for and administer PARCC English Language Arts/Literacy and Mathematics Assessments.

Where can you find information about the test design, released items, and resources for parents? Click [here](#) to visit [parconline.org](#).



PearsonAccess^{next}

PearsonAccess^{next} serves as the entry point to all Pearson services used by schools and districts participating in the PARCC consortium.

[View PearsonAccess^{next}](#)

Technology Setup

Prepare your system for the computer-based PARCC assessment. Access technical guidelines, user guides, and TestNav.

[View Technology Setup](#)

Manuals, Training & Documents

Manuals, training modules, and Avocet documents are used by Test Coordinators, Test Administrators, and Technology Coordinators to plan and administer the PARCC test.

[View Manuals, Training Modules and Documents](#)

Test Preparation

Users can access sample items, TestNav 8 tutorials, and practice tests to prepare for the PARCC tests.

[View Test Preparation](#)

Bulletins

News for Test Coordinators, Test Administrators, Technology Coordinators, districts, and schools.

[View Bulletins](#)

Support

Assistance is available via email, phone, and frequently asked questions.

[View Support](#)



parcc avocet - Yahoo Search... x Avocet x +

avocet.pearson.com/parcc/home

Search



COLLAPSE ALL

- Home
- Most Popular
 - Test Administration Manuals
- Accessibility Features and Accommodations
- Bulletins and FAQs
- Results Reporting
- Technology Information
- Test Administration Information for Computer-Based Testing
- Test Administration Information for Paper-Based Testing
- Test Administration Manuals

Fall Block 2016 Documentation Update

12/15/2016

The following documents have been updated and posted for the Fall Block 2016 Administration. Below is the outline with the documents listed where they can be found.

Test Administration Manuals

- [PARCC 2016-2017 CBT and PBT Math & English Language Arts-Literacy Test Coordinator Manual](#)
- [PARCC 2016 Fall Block Computer-Based Testing Test Administrator Manual](#)
- [PARCC 2016 Fall Block Paper-Based Testing Test Administrator Manual](#)
- [PARCC 2017 Spring Computer-Based Testing Test Administrator Manual](#)
- [PARCC 2017 Spring Paper-Based Testing Test Administrator Manual](#)

Technology Information

PearsonAccess Next

- o Data Clean-up: Rejected Student Tests
- o Managing Test Sessions and Student Classes
- o Operational Report Guidance
- o PARCC Personal Needs Profile (PNP) Guidance—Managing Incorrect Accessibility Features and Accommodation PNP Data
- o Reassigning Student Registrations Under the Move Test Function in PearsonAccess Next
- o Unsubmit Computer-Based Tests Directions

TestNav

- o Technology Crosswalk
- o TestNav Expected Behaviors
- o TestNav Login and Logout Instructions

Test Administration Information for Computer-Based Testing

BEFORE Computer-Based Testing

- o Additional Orders Procedures
- o Managing Test Sessions and Student Classes
- o PARCC Infrastructure Readiness Guide
- o PARCC Personal Needs Profile (PNP) Guidance—Managing Incorrect Accessibility Features and Accommodation PNP Data

DURING Computer-Based Testing



2016-17 PARCC Technology Update



PARCC Infrastructure Trials

- On November 1, 2016, access to all practice tests became available in the 2017 Spring secure training environment (<https://trng.pearsonaccessnext.com>).
 - The reformatted practice tests are also available on the web.
- ISBE has set all districts and schools with students in grades 3-8 as “participating” in the Training Site for the 2017 Spring administration.

The screenshot shows the top navigation bar of the PARCC Training Site. It includes four main categories: TEACHERS, FAMILIES & STUDENTS, COMMUNITY & PARTNERS, and NEWS & MEDIA. Below this, there is a section for ADMINISTRATORS & TEST COORDINATORS, which is currently expanded to show 2016-17 Information. Under this section, there is a sub-section for TEST COORDINATORS, which contains a list of links and documents. A green box highlights the first item in this list: PARCC Training Site – Importing Simulated Student Data, which includes sub-links for Directions for Using Excel Template, Excel Template Student Import, Student Import Tip Sheet, Sample Student Import File, and Student Import Template No Data.

The templates and directions for loading “students” to the Training Site are posted under “Administrators and Test Coordinators” online at: <https://www.isbe.net/Pages/PARCC-Place.aspx>



TestNav for Spring 2017

- Pearson has confirmed that there will be **NO** updates to the TestNav apps for Spring 2017 assessments.
 - There was one planned for Dec/Jan but it was not needed
- This means that the current released versions (*see next slide*) are the final versions.
 - If you have already installed them your student devices are “good to go” for Spring 2017.
 - If not, please begin planning to ensure that all devices used for testing have the correct “TestNav app” installed.
 - (Or Firefox 45 ESR if you are running Mac OS 10.12)



Current Software Versions

Tool	Version	Release Date
TestNav Desktop App	1.5.2	August 2016
ChromeOS App (Chromebooks)	1.5.78	August 2016
iOS App (iPads)	1.5.1	August 2016
Android App	1.5.7	August 2016
Proctor Caching Software*	2016.9	August 2016

Note: The new version of ProctorCache is required for the 2016-2017 test administrations. Previous versions **cannot be used to download and deliver test content.*

Link to Technology Bulletins: <https://parcc.pearson.com/bulletins/>



“Preparing” Session

- A new step this year, you must “Prepare” sessions before you can “Start” sessions.
- This step assigns test forms to students do not “Prepare” sessions until student accommodations have been verified.
- You will be able to “Prepare All” and “Start All” sessions.
- “Prepare” also removes the limit on the number of students who can be in a session.
- The process takes time and runs in the background.
 - You can do other tasks while in process.



“Preparing” Session - Steps

- Go to **Sessions**
- Select the session(s) you want to prepare
- Go to **Students in Sessions**
- Select the session
- Click Prepare Session
 - Will display “Waiting”
- Displays “Ready” and Start Session button when complete.



2016-17 State-Funded SAT



State-Funded 2016-17 SAT Highlights

- All grade 11 students (unless they take DLM-AA)
 - LEP students who are “First Year in U.S. School” are exempt from ELA portions
- Test Dates:
 - Initial Test Date: Wednesday, April 5, 2017
 - Makeup Test Date: Tuesday, April 25, 2017
 - Accommodated Window: April 5-18, 2017
- Paper/Pencil format in spring 2017
- Does include an essay



State-Funded SAT Information

- ISBE Website: www.isbe.net/Pages/SAT.aspx
- College Board Microsite for Illinois: www.collegeboard.org/illinois
- Established SAT Test Center list was posted 01/13/17:
www.isbe.net/Documents/SAT_Test_Centers.pdf (will be updated 01/20/17)

The screenshot shows the Illinois State Board of Education website. The header includes the ISBE logo, navigation links (System Quick Links, Illinois Report Card, Careers at ISBE, Contact Us), social media icons (Twitter, Facebook), a search bar, and a Translate dropdown. The main navigation bar lists: HOME, ADMINISTRATORS, TEACHERS, FAMILIES & STUDENTS, COMMUNITY & PARTNERS, NEWS & MEDIA, and TOPICS. The breadcrumb trail reads: Home > Assessment > SAT. On the left, a sidebar menu shows 'ASSESSMENT' and 'SAT'. The main content area is titled 'ASSESSMENT SAT' and features three expandable sections: 'News and Updates', '2016-17 SAT® Information', and 'Presentations & Webinars'. At the bottom, a 'CONTACT INFORMATION' section provides contact details for the Assessment Division and the College Board.

College Board Contact:
(844) 688-9995
ilsat@collegeboard.org



2016-17 SAT (SIS Pre-ID)

- All students enrolled in grade 11 are automatically included in the SAT Pre-ID file in SIS unless their most recent assessment record was IAA or DLM-AA and their IEP indicator is “Yes.”
- SIS will provide data in the 2017 SAT Pre-ID file as of **Friday, January 20, 2017**, to College Board to derive test materials orders and for Pre-ID label production.
- Note: If the “Testing School” field in the SAT Pre-ID file is not an established SAT Test Center, SIS will send the Home School field so a label will be printed.



2016-17 SAT(Pre-ID in SIS)

2017 SAT Pre-ID and DLM-AA Pre-ID Now Available in ISBE's Student Information System (SIS)

SAT Pre-ID (January 20, 2017, Deadline)

Students will be included on the SAT Pre-ID if the following are true:

- The student is enrolled in grade 11, and
- The student is not included on the DLM-AA Pre-ID.

Grade 11 students on the SAT Pre-ID can be moved to DLM-AA Pre-ID by searching for the student under Assessment Pre-ID → SAT and selecting the "Move to DLM-AA" button.

Pre-ID data for transmission to the SAT vendor will be captured once on January 20, 2017. A Pre-ID label will be printed for all students in this file and mailed to the Testing School. If the Testing School is not an established SAT Test Center (see list posted on www.isbe.net/Pages/SAT.aspx), the label will be printed and mailed to the Home School instead. Students who enroll after January 20, 2017, will not receive a Pre-ID label and must complete a paper SAT registration form. Paper registrations forms will be sent with SAT test materials. If a student is no longer enrolled for testing, destroy the Pre-ID label.

To update [SAT data elements](#) online for one student at a time, log into SIS, select Assessment Pre-ID, and select SAT. Search for the student by his/her SID and one of the three: first name, last name, or DOB.

Note: IEP and LEP indicators must be adjusted as needed in the SIS enrollment, not in Pre-ID.

To request the SAT Pre-ID file, log into SIS, select Batch Files and Request File. Once processed, the requested file will be returned to the Download file page. The SAT Pre-ID Template, Tips and Steps can be found at <https://www.isbe.net/Pages/Excel-Templates-for-student-data-input-into-SIS.aspx>.

DLM-AA Pre-ID (February 3, 2017, Deadline)

Students in grades 3-8 and 11 will be included on the DLM-AA Pre-ID if the following are true:

- The student's most recent past assessment is IAA or DLM-AA, and
- The student's IEP indicator is "yes."

To add missing students to the DLM-AA, first locate the student under SAT Pre-ID or PARCC Pre-ID and select the "Move to DLM-AA Pre-ID" button (student must be IEP).

Grade 11 students who are incorrectly included on the DLM-AA Pre-ID can be moved to the SAT Pre-ID by searching for the student under DLM-AA Pre-ID and selecting the "Move to SAT" button.

Data updates in the DLM-AA Pre-ID are sent to the DLM-AA vendor weekly until February 3, 2017.

To update [DLM-AA data elements](#) online, log into SIS, select Assessment Pre-ID, and select DLM-AA. Search for the student by his/her SID and one of the three: first name, last name, or DOB.

Note: IEP and LEP indicators must be adjusted as needed in the SIS enrollment, not in Pre-ID.

To request the DLM-AA Pre-ID file, log into SIS, select Batch Files and Request File. Once processed, the requested file will be returned to the Download file page. The DLM-AA Pre-ID Template, Tips and Steps are located at <https://www.isbe.net/Pages/Excel-Templates-for-student-data-input-into-SIS.aspx>.

SAT and DLM-AA Pre-ID "Summary" and "Detail" reports are available in SIS. To access the reports, log into SIS, Select the "Reports" link, and expand the "Assessment" Category.

SAT Pre-ID Reports

The SAT Pre-ID "Summary" report will provide overall counts for each SAT data element. The SAT Pre-ID "Detail" report will show a roster of each student along with the SAT data element details.

DLM-AA Pre-ID Reports

The DLM-AA "Summary" report will provide overall counts for each DLM-AA data element. The DLM-AA Pre-ID "Detail" report will show a roster of each student along with the DLM-AA data element details.

If you need assistance with the SAT or DLM-AA Pre-ID, please contact the ISBE Help Desk at 217-558-3600, Option 3. If you have questions about testing in general, please contact the Assessment Division at 866-317-6034 or assessment@isbe.net.

SAT and DLM-AA: Guidance for Reviewing Pre-ID Data

Important Note:

If a student's "Testing School" in the SAT Pre-ID file is not an established SAT Test Center, SIS will transmit the "Home School" to College Board so the student will be registered and a label will be produced.



2016-17 SAT Pre-ID Report Header in SIS

Illinois State Board of Education Student Information System 2017 SAT Assessment Pre-ID (Detail)

SIS Home School: 123456789000001

Sample High School

- Columns:
- A Grade
 - B IEP Indicator (Yes, No)
 - C LEP Indicator (Yes, No)
 - D Enrolled in Home School On or Before May 1 (Yes, No)
 - E Enrolled in Home District On or Before May 1 (Yes, No)
 - F First Year in U.S. School (Yes, No)
 - G Sort Group (Optional-for sorting Pre-ID labels)

IMPORTANT:

Testing RCDTS must be an established SAT Test Center. A list of established SAT Test Center codes will be posted on www.isbe.net/assessment/sat.htm when available.

Student ID	Student Name	Birth Date	Home RCDTS	Testing RCDTS	A	B	C	D	E	F	G
123456789	STUDENT, SAM	06/02/2000	123456789000001	123456789000001	11	N	Y	Y	Y	N	
123456789	STUDENT, SAM	06/02/2000	123456789000001	123456789000001	11	N	Y	Y	Y	N	

Prepopulated fields:

- Student ID, Student Name, Birth Date, Home RCDTS
- Testing RCDTS (initially populated with SIS Serving School)
- Column A: Grade
- Column B: IEP Indicator (from SIS enrollment)
- Column C: LEP Indicator (from SIS enrollment)
- Column D: Enrolled in Home School On or Before May 1
- Column E: Enrolled in Home District On or Before May 1
- Column F: First Year in U.S. School (initially populated from SIS EL data)



2016-17 SAT Timeline



SAT School Day – Timeline for April 2017 Administration

For updates, see <https://www.isbe.net/Documents/SAT-general-timeline.pdf>
 College Board Phone: 844-688-9995
 College Board Email: ilsat@collegeboard.org

Activity	Timeline
Staff & Test Center Setup Email Invitation from College Board to Principal	11/07/16
SAT Overview Webinar Recording PPT	11/15/16
Offsite Testing Request Window	11/15/16-12/15/16
College Board Accommodations Webinar Recording PPT	11/16/16
Deadline for School and Staff Setup	11/16/16
Testing Sites Receive Confirmation of School AI Code and TC Number	January 2017
Deadline to Request Off-site Testing	01/13/17
Deadline to Verify Pre-ID Information in ISBE Student Information System (SIS)	01/20/17
Required Test Administrator Training Online	02/09/17-03/22/17
Training Kits Arrive in Schools	02/15/17
Deadline for SSD Coordinators to Submit College Board Approved Accommodations Requests	02/15/17
Late College Board Approved Accommodations Request Window for specific scenarios: <ul style="list-style-type: none"> • New student to school • New plan/accommodation needed 	02/16/17-03/21/17
Admission Tickets Arrive in Schools	03/01/17
Student Data Questionnaires Arrive in Schools	03/06/17-03/08/17
Answer Sheets and Pre-ID Labels Arrive in Schools	03/06/17-03/08/17
Preadministration Session Held in Schools	03/10/17-04/04/17
Deadline for SSD Coordinators to Submit State Allowed Accommodations Requests	03/21/17
Test Materials Arrive in Schools on Spring Break during 03/29/17-03/31/17	03/23/17
Test Materials Arrive in Schools <u>not</u> on Spring Break during 03/29/17-03/31/17	03/29/17-03/31/17
Initial Test Date	04/05/17
Accommodated Testing Window (students that appear on the NAR)	04/05/17-04/18/17
Deadline to Ship Materials and Answer Sheets for Scoring for Tests Given on Initial Test Date (April 5)	04/06/17
Testing Sites Provide Counts of Students Requiring Makeup Testing	04/07/17
Last Day* to Use Four Free Score Sends *Students who test only on 04/25/17 will be able to complete their score sends on their answer sheet on test day.	04/14/17
Deadline to Ship Materials and Answer Sheets for Scoring for Tests Given during Accommodated Testing Window (April 5-18)	04/19/17
Makeup Test Materials Arrive in Schools	04/21/17
Makeup Test Date	04/25/17
Deadline to Ship Materials and Answer Sheets for Scoring for Tests Given on Makeup Test Date (April 25)	04/26/17
Student Score Release	May/June 2017

Updated 01/19/17
Originally Posted 10/31/16

**Click here to access
the SAT timeline:**
<https://www.isbe.net/Documents/SAT-general-timeline.pdf>



SAT Accommodations Information

- *Accommodations Process for the ISBE-Sponsored SAT[®]*
www.isbe.net/Documents/IL-College-Board-Accommodations-Spring-2017.pdf
- SSD Coordinators must request accommodations in College Board's "SSD Online" system using the AI Code where the student will test.
- SSD Coordinators must complete the coordinator access form (www.collegeboard.org/pdf/ssd/ssd-coordinator.pdf) and fax it to the College Board's Services for Students with Disabilities at 866-360-0114.
- SSD Online: www.collegeboard.org/students-with-disabilities/ssd-online
- Contact SSD Department with questions: 844-688-9995



SAT Accommodations Information

Two Types of Accommodations

- College Board Approved (requested in SSD Online)
 - For Students with Disabilities
 - College Reportable
 - Request Deadline: February 15, 2017
 - *Late Request Deadline: March 21, 2017*
(*Late Requests only for new and newly-diagnosed students*)
- State-Allowed (requested in SSD Online)
 - Students with Disabilities (Declined for College Board Accommodations)
 - For English Learners
 - Not College Reportable
 - Request Deadline: March 21, 2017



State-Funded SAT Information

- **English Learner Supports** *(no accommodations request is needed)*

- **Translated Test Directions**

Directions in eight languages, are available for download in mid-February from the College Board website (collegeboard.org/Illinois). The eight languages include **Spanish, Arabic, Chinese Mandarin, Portuguese, Haitian Creole, Russian, Vietnamese, and Polish**. School staff may print and provide these directions to students on test day. School staff may also provide translated test directions for other languages using district/school translators. **Students using translated test directions will receive college-reportable scores.**

- **Word-to-Word Glossaries**

Approved glossaries may be used by students on test day. The College Board will post a list of approved glossaries on the College Board website (collegeboard.org/Illinois) in mid-February to allow for students to become familiar with them prior to test day. The approved glossaries should be distributed to students for their use on test day. **Students using approved glossaries will receive college-reportable scores.**



2017-18 SAT Test Dates!

- Initial Test Date: Tuesday, April 10, 2018
- Makeup Test Date: Tuesday, April 24, 2018
- Accommodated Test Window: April 10-23, 2018



2016-17 DLM-AA

(Dynamic Learning Maps-Alternate Assessment)



2016-17 DLM-AA

- **Tasks for District Test Coordinators:**
 - Create rosters for teachers for ELA, math, and science (if grade appropriate)
 - Deactivate users who are no longer in the district.
 - Verify student enrollments. If you are seeing a student has a double year (2017,2017), then the student needs to be exited from one of the identified locations.
- Guidance on completing these tasks can be found on the following website in the Educator Portal Manual:
 - http://dynamiclearningmaps.org/sites/default/files/documents/Manuals_Blueprints/Educator_Portal_User_Guide_2016-17.pdf



2016-17 DLM-AA

• Tasks for Teachers:

- Complete the required training in Moodle:
 - <http://training.dynamiclearningmaps.org/login/index.php>
 - Required Training
 - http://dynamiclearningmaps.org/sites/default/files/documents/Manuals_Blueprints/gtrt_2016-17.pdf
- Complete the First Contact survey and the Access Profile in Educator Portal by March 14, 2017.
- Guidance on completing these tasks can be found on the following website in the Educator Portal Manual:
 - Educator Portal
 - http://dynamiclearningmaps.org/sites/default/files/documents/Manuals_Blueprints/Educator_Portal_User_Guide_2016-17.pdf



2016-17 DLM-AA

- Upload Errors
 - Common Errors that are occurring when uploading students:
 - Testing School has a district-level code
 - New RCDTS for a district/school
 - Grade level is different in SIS versus what is in DLM.
 - Testing School District RCDTS does not match the Testing School RCDTS
 - Corrections:
 - Verify the testing school is not ending in zeros (0000).
 - District test coordinators need to notify DLM coordinator at ISBE of the new RCDTS.
 - Verify grade levels in SIS with what is identified in DLM.
 - Verify the Testing School District RCDTS aligns to the Testing school RCDTS



2016-17 DLM-AA

- Enrollment errors
 - Common errors:
 - Students are enrolled in two locations (2017, 2017)
 - Students are listed as a PARCC or SAT student (Grade 3, not previously tested as an IAA or DLM student)
 - Correction:
 - If the student is not being served in your school, the district test coordinator needs to exit the student from that school in Educator Portal
 - Student is listed as PARCC or SAT, then the student needs to be removed from PARCC or SAT and moved to DLM in SIS.



2016-17 DLM-AA

- Survey for Braille users
 - DLM is requesting information on the number of students who will be needing braille for the upcoming assessment.
 - Unified English Braille (UEB)
 - English Based American Edition (EBAE)
 - <https://www.surveymonkey.com/r/WPCCFSX>



2016-17 DLM-AA SIS to KITE Pre-ID Schedule

- SIS will load DLM-AA Pre-ID records to the Testing School indicated in the Pre-ID file.
- SIS will load DLM-AA Pre-ID records for students in grades 3-8 and 11 to the DLM-AA vendor following this schedule:
 - SIS will load updates* to the DLM-AA vendor on a weekly basis beginning in January 2017.
 - SIS will load final updates* to the DLM-AA vendor on February 3, 2017.

* *Updates will be sent only for student records that are new or contain a difference in any field from its original transmission (e.g., Testing School was updated).*



2016-17 Optional Instructionally Embedded Assessments

- **Optional** Instructionally Embedded assessments are available to students for whom DLM-AA is appropriate:
 - Students in grades 3-12 may participate.
 - Students may be assessed in ELA and math.
 - Students must be rostered and the first contact survey must be completed.
- Instructionally Embedded Test Window:
 - January 3, 2017 – February 28, 2017
- SIS will load only students in grades 3-8 and 11
- Guidance on creating Instructionally Embedded Plans can be found in the Educator Portal manual:
 - http://dynamiclearningmaps.org/sites/default/files/documents/Manuals_Blueprints/Educator_Portal_User_Guide_2016-17.pdf
- Contact Laura Quimby for assistance in loading students in grades 9, 10, and 12
 - lquimby@isbe.net



2016-17 DLM-AA UPDATES

- Data Verification
 - District test coordinators should complete data verification in Educator Portal to ensure the following is true:
 - The correct students are enrolled in the testing school.
 - Students are not missing from the enrolled testing school.
 - Rosters have been created for ELA, math, and science for teachers.
- KITE Client updated
 - The testing platform KITE Client was updated.
 - Verify that the testing platform being used is up-to-date.
 - Find the new updates on Dynamic Learning Maps website.
 - <http://dynamiclearningmaps.org/kite>



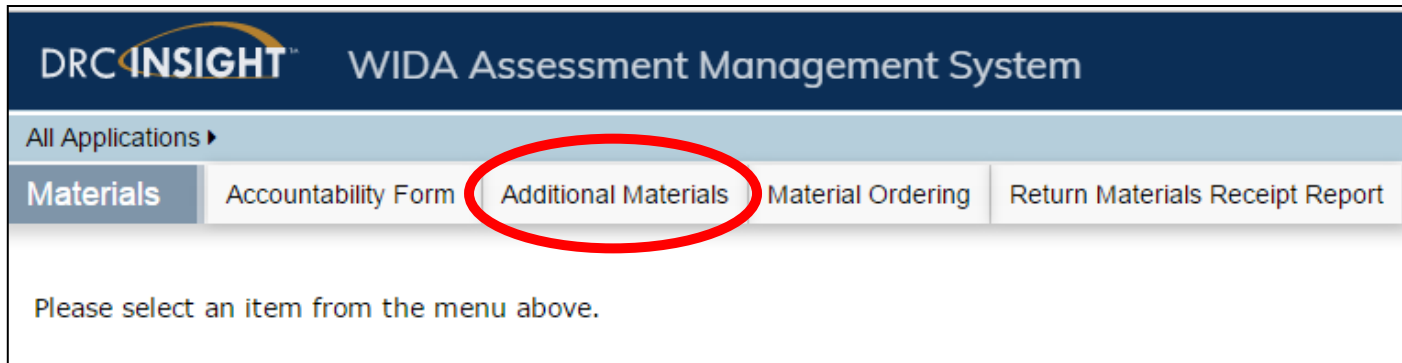
2016-17 ACCESS for ELLs



2016-17 ACCESS for ELLs

ACCESS for ELLs Additional Materials

The additional materials ordering window is open until February 17, 2017.





ACCESS Tech Option

All-in-One installation of the TSM for low frequency ACCESS testing.

Documentation and recorded webinar for the *Quick Start/All-in-One* installation of the Testing Site Manager (TSM) and the INSIGHT secure browser:

- [Webinar Recording](#)
- [Quick Guide for Macs](#)
- [Quick Guide for Windows](#)



ACCESS Tech Downloads

TSM Update Postponed

WIDA & DRC no longer plan to release a new version of TSM for the 2016-17 cycle. Version 9.1.0_2 will be used.

Previous Announcement

TSM 9.1.0_2 is being updated to 9.1.0_4. The release date is unknown, but any properly installed version of 9.1.0_2 that is set to automatically update will do so with little or no user action.



ACCESS Tech Downloads

Current release of INSIGHT (7.1.0) is now available on WIDA AMS for:

- Windows 7, 8.1, 10, & Windows Server 2016
- Mac OS 10.9.5, 10.10, 10.11 & macOS Sierra 10.12
Mac Server Software is not supported
- Linux Ubuntu 12.04 LTS, 14.04 LTS, 16.04 LTD – with 64-bit
Gnome 3.4, Unit Shell
- Linux Ubuntu 12.04 LTS, 14.04 LTS, 16.04 LTD – with 32-bit
Gnome 3.4, Unit Shell
- Chromebook OS recent stable channel
- Apple iOS 10.2, 10.1, 10.0, 9.3, 9.2, 9.1, 9.0 (rel. 7.2.0)



2016-17 ACCESS for ELLs

Two important Websites

- www.wida.us, 866-276-7735 – for preparation
- www.wida-ams.us, 855-787-9615 – for operation

ISBE Contact for ACCESS for ELLs:

Barry Pedersen, bpederse@isbe.net, 866-317-6034



2016-17 KIDS

(Kindergarten Individual Development Survey)

- KIDS is coordinated by the Early Childhood Division
 - Phone: 217-524-4835
 - Division Email: earlychi@isbe.net
 - Division Webpage: <https://www.isbe.net/Pages/Early-Childhood.aspx>
 - Staff Contact (Margaret Burgett) Email: mburgett@isbe.net



2016-17 Illinois Physical Fitness Assessment

- Coordinated by the Nutrition & Wellness Programs Division
- Summary of New Rules – see the Superintendent’s Weekly Message from November 22, 2016, page 4:
https://www.isbe.net/Documents_Superintendent_Weekly_Message/message-11222016.pdf
- Q&A: <https://www.isbe.net/Documents/fitness-asmt-faq.pdf>
 - List of requirements
 - Links to training manuals and videos
 - Links to templates for collecting data
 - Contact information if questions



Illinois Assessment Update Webinars:

- *Assessment Update Webinars are archived and posted at: <https://www.isbe.net/Pages/Assessment-Communications.aspx> under “Presentations and Webinars”*
- *Next Scheduled Assessment Update Webinar: 01/27/17*

System Quick Links ▾ Illinois Report Card Careers at ISBE Contact Us Search... Translate ▾

HOME ADMINISTRATORS TEACHERS FAMILIES & STUDENTS COMMUNITY & PARTNERS NEWS & MEDIA TOPICS

[Home](#) > [Assessment](#) > [Communications](#)

ASSESSMENT

Communications

- Assessment Listserv Messages
- PARCC Video Series
- Presentations and Webinars
- State Assessment Review Committee

ASSESSMENT COMMUNICATIONS

News and Updates ▾

Illinois Assessment Dates ▾

Important Links and Resources ▾

Presentations and Webinars ▾



Summary of State Content Area Testing

- First, determine the appropriate state assessment path for a student:
 - PARCC, SAT, and ISA state assessment or DLM-AA alternate state assessment
 - Contact Assessment Division if, in rare cases, a combination is needed.

Grade(s)	Content Area to be Assessed ✓=assessment is available							
	ELA/L			Mathematics			Science	
	PARCC	SAT	DLM-AA	PARCC	SAT	DLM-AA	ISA	DLM-AA
3	✓		✓	✓		✓		
4	✓		✓	✓		✓		
5	✓		✓	✓		✓	✓	✓
6	✓		✓	✓		✓		
7	✓		✓	✓		✓		
8	✓		✓	✓		✓	✓	✓
9-12		✓ Must be in Grade 11			✓ Must be in Grade 11		✓ Must be in HS Biology Course	✓ Must be in Grade 11



Contacts

ISBE Assessment Office

- 866-317-6034
- www.isbe.net/Pages/Assessment.aspx
- assessment@isbe.net

SIS Helpdesk

- 217-558-3600 (option 3)
- www.isbe.net/Pages/Student-Information-System.aspx

PARCC Support Center

- 888-493-9888
- parcc@support.pearson.com

DLM Support Center

- 855-277-9751
- DLM-support@ku.edu

College Board (SAT Assistance)

- 844-688-9995
- ilsat@collegeboard.org

LTC (Learning Technology Center)

- ltcillinois.org
- netspecs@ltcillinois.org

Join our Listservs!

- Assessment Listserv: Send a blank email with “SUBSCRIBE” in the subject line to assessment@isbe.net.
- Technology Point-of-Contact Listserv: Send a blank email with “SUBSCRIBE” in the subject line to jbaiter@isbe.net.



Slides from Past Illinois Assessment Update Webinars:

- *The following slides have appeared in numerous past assessment update webinars and are included following this slide for your reference.*



2016-17 PARCC

(Partnership for Assessment of
Readiness for College and Careers)



Private School Students in SIS Pre-ID File (Applies to PARCC, DLM-AA, and SAT)

- Private School Students who are enrolled in SIS at a tested grade will be included in the PARCC Pre-ID file but should test only if they are receiving instruction in a tested content area.

The screenshot shows the 'Student Information System' interface. The top navigation bar includes the Illinois State Board of Education logo and the text 'Student Information System Program Indicators'. A sidebar on the left contains navigation links: Home, Student, Search SID, Request New SID, Exit Enrollment, Assessment Pre-ID, and Assessment Correction. The main content area displays student details for SID 123456789, including legal names (Student, Sam) and tabs for Demographic, Enrollment, Program Indicators, and EL Information. The 'Program Indicators' tab is active, showing a table of 'Mandatory Indicators'.

Mandatory Indicators			
Homeless	No	Private School Student	Yes
21st Century Community Learning Centers	No	Migrant	No
Individualized Education Program (IEP)	No	Free or Reduced Price Lunch (FRL) / Low Income	No

- After testing during the Assessment Corrections window, the “Reason for No Valid Test Attempt” Code 18 will be applied automatically if no test score is present. See <https://www.isbe.net/Documents/reason-no-valid-test-attempt.pdf>

18	PSS-SIS Use Only	This not tested reason is applied automatically to any SIS enrollment record having YES for the Private School Student (PSS) Indicator. Districts may use code 16 for students whose Private School Student Indicator was erroneously set to NO.
----	------------------	--



2016-17 PARCC (Test Window in SIS)

- Districts must identify for each school a “Start Date” that is no earlier than March 6, 2017, and an “End Date” that is no later than April 28, 2017.
- Districts must identify the test window in SIS no later than Friday, January 20, 2017.
- Test window will be communicated to PAN to derive shipping dates for paper materials, including manuals.
- After testing is completed, districts should adjust the test window “End Date” in SIS if testing was completed sooner than anticipated.



2016-17 PARCC (Test Format in SIS)

- Initially populated for all schools/grades to “Online”
- Adjustments to “Paper” may be made as needed
- Districts must identify paper format in SIS no later than Friday, January 20, 2017, for pre-ID labels and automatic paper test materials ordering.
- Schools should move toward 100% “Online”
- Schools selecting all “Paper” or increasing “Paper” as compared to 2015-16 will be contacted to determine what support may be necessary to transition to “Online.”



2016-17 PARCC (Pre-ID in SIS)

- Students enrolled in grades 3-8 are automatically included in the PARCC Pre-ID file with the corresponding PARCC grade-based Test Code for ELA/L and mathematics (e.g., ELA08 and MAT08).
Note: PARCC grade-based Test Codes can be edited to a PARCC course-based Test Code as applicable (e.g., MAT08 can be replaced by ALG01).
- Exception: All students in grades 4-8 and 11 are automatically included in the DLM-AA Pre-ID file in SIS if the following are true:
 - Student's most recent assessment record was IAA or DLM-AA and
 - Student's IEP indicator is "Yes"
- Note: Any grade 3 student must be manually moved from the PARCC Pre-ID file to the DLM-AA Pre-ID file, when applicable.



2016-17 PARCC (Pre-ID in SIS)

- **Changes** from 2015-16 to 2016-17

2015-16 Name/Values	2016-17 Name/Values	Pre-ID Report column Excel Template column
Assessment Session Location	Session Name	Pre-ID Report = Column B Excel Template = Column L
Accommodation EL	LEP Indicator (from SIS)	Pre-ID Report = Column D Excel Template = Column N (placeholder)
Accommodation IEP	IEP Indicator (from SIS)	Pre-ID Report = Column F Excel Template = Column P (placeholder)
Translation of the Mathematics Assessment in Spanish <ul style="list-style-type: none"> • 000 English • 001 Spanish 	Spanish Transadaptation of the Mathematics Assessment <ul style="list-style-type: none"> • 01 Yes • 02 No <i>(Note: Value must be "No" if Text-to-Speech Spanish is needed.)</i>	Pre-ID Report = Column H Excel Template = Column R
Text-to-Speech <ul style="list-style-type: none"> • 01 Text Only (Math only) • 02 Text and Graphics • 00 None 	Text-to-Speech <ul style="list-style-type: none"> • 11 English for ELA/L Text and Graphics • 12 English for Math Text and Graphics • 13 English for Math Text Only • 14 Spanish for Math Text and Graphics • 15 Spanish for Math Text Only • 00 None 	Pre-ID Report = Column L Excel Template = Column V



2016-17 PARCC (Pre-ID in SIS)

- **Changes** from 2015-16 to 2016-17 (continued)

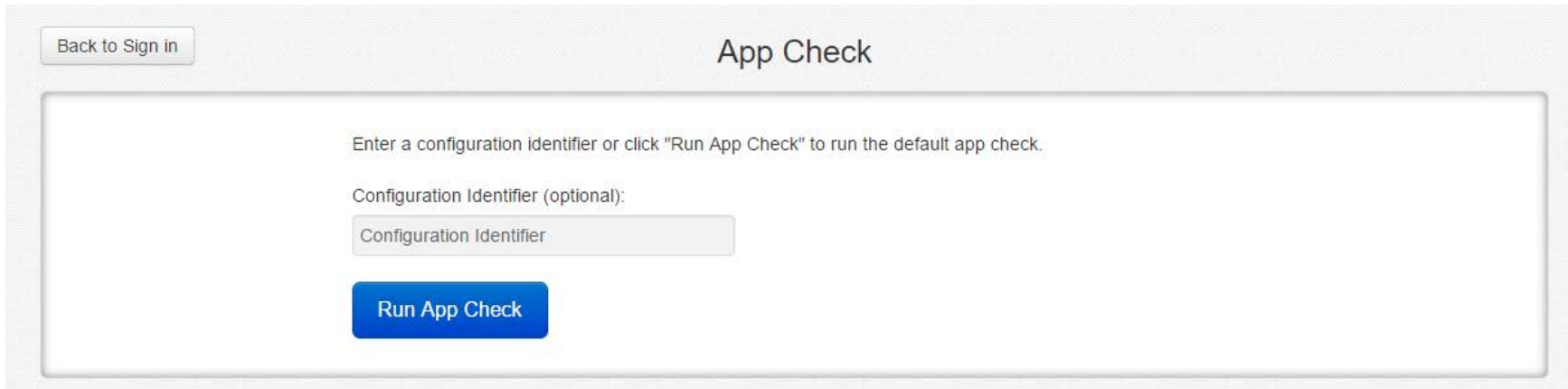
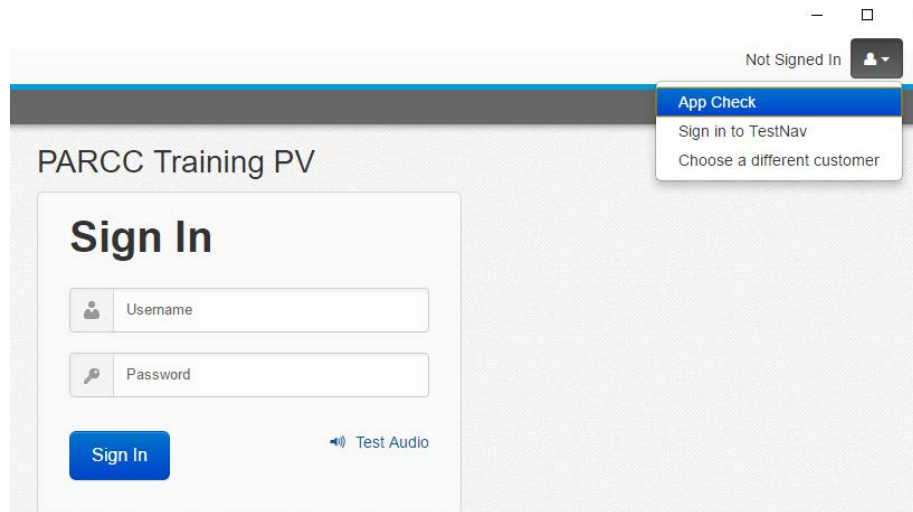
2015-16 Name/Values	2016-17 Name/Values	Pre-ID Report column Excel Template column
Braille with Tactile Graphics (EBAE/English Braille American Edition) <ul style="list-style-type: none"> • 01 Yes • 02 No 	Braille with Tactile Graphics <ul style="list-style-type: none"> • 11 UEB (Unified English Braille) • 12 EBAE (English Braille American Edition) • 00 None 	Pre-ID Report = Column S Excel Template = Column AD
Calculation Device and Mathematics Tools <ul style="list-style-type: none"> • 01 Yes • 02 No 	Calculation Device and Mathematics Tools <ul style="list-style-type: none"> • 03 Uses calculator on non-calculator section • 04 Uses mathematics tools on non-calculator section • 05 Uses both calculator and mathematics tools on non-calculator section • 00 None 	Pre-ID Report = Column U Excel Template = Column AF
Word Prediction	Word Prediction for ELA/L	Pre-ID Report = Column Z Excel Template = Column AK
Administration	Administration	Pre-ID Report = Column AD Excel Template = Column AO (placeholder)



2016-17 PARCC Technology Update



New Features in TestNav App Check





[Back to Sign in](#)

App Check

Enter a configuration identifier or click "Run App Check" to run the default app check.

Configuration Identifier (optional):

Run App Check

App Check is complete

✓ Kiosk Mode Passed.

✓ Connectivity to TestNav Passed.

- If you add “Configuration Identifier” it will also test the connection to your Proctor Cache (found in PAN TestNav Configurations).



Precaching Computers (1)

Add

Tonica

Computer Name*

Tonica

Default computer used for sessions

IP Address

192.168.201.3

Port

4480

Configuration Identifier ⓘ

M68FFT259R

Response File Backup Locations

Please use the following format for SFTP file backup location:
sftp://<userid>:<password>@<address>:<port>/path

Windows, Primary Location ⓘ

Use default user directory

Windows, Secondary Location ⓘ

MAC, Primary Location ⓘ

Use default user directory

MAC, Secondary Location ⓘ



Prepare Session Demo

A blue rectangular button with rounded corners and a white border, containing the text "Prepare Session" in white. The button is centered within a light gray rectangular frame.

Prepare Session



2016-17 State-Funded SAT



2016-17 SAT School/Staff Setup

- School and Staff Setup Timeline: College Board sent an email to School Principals on November 7, 2016.
- Email was sent to principals of any home or serving school having at least one currently enrolled grade 11 student.
- Principal was to confirm school's participation, shipping information, and testing staff no later than November 16, 2016.
- Principal will appoint individuals to fill three roles:
 - Test Center Supervisor
 - Backup Test Center Supervisor
 - Services for Students with Disabilities (SSD) Coordinator
- Contact Sharon Cowley with school setup questions
 - scowley@collegeboard.org



2016-17 SAT

Activity	Time Allotted	Description
Pre-Administration	30 minutes	Distribute test materials, provide test instructions, and read the test script aloud.

Testing Begins

Total Testing Time (not including breaks): 3 hours, 50 minutes

SECTION	TIME	NUMBER OF QUESTIONS/PROMPTS	PASSAGE WORD COUNT
Reading Test	65 minutes	52 multiple-choice questions (4 answer options)	3,250 words total from 4 single passages and 1 pair; 500-750 words per passage or paired set
Break: 10 minutes			
Writing and Language Test	35 minutes	44 multiple-choice questions (4 answer options)	1,700 words total from 4 passages; 400-450 words per passage
Mathematics Test- No Calculator	25 minutes	20 questions: <ul style="list-style-type: none"> • 15 multiple-choice (4 answer options) • 5 student-produced response (SPR; grid-in) 	N/A
Break: 5 minutes			
Mathematics Test- Calculator	55 minutes	38 questions: <ul style="list-style-type: none"> • 30 multiple-choice (4 answer options) • 8 student-produced response (SPR; grid-in) 	N/A
Break: 2 Minutes; Book Collection and Essay Distribution: 15 minutes			
Essay	50 minutes	1 prompt	Prompt based on a passage of 650-700 words



2016-17 SAT

- To review detailed information about SAT content test specifications, see <https://collegereadiness.collegeboard.org/pdf/test-specifications-redesigned-sat-1.pdf>
- To review the SAT Essay scoring rubric, see <https://collegereadiness.collegeboard.org/sat/scores/understanding-scores/essay>
- To review the SAT Calculator Policy, see <https://collegereadiness.collegeboard.org/sat/taking-the-test/calculator-policy>



2016-17 SAT Practice

- **Khan Academy**

Khan Academy provides thousands of practice problems, personalized tutorials on test content, official SAT practice questions and full-length tests. “Personalized practice, anytime, anywhere—for FREE.” <https://www.khanacademy.org>

- **Additional SAT Test Prep Materials:**

<https://collegereadiness.collegeboard.org/educators/k-12/free-publications-order-form>



2016-17 DLM-AA

**(Dynamic Learning Maps Alternate
Assessment)**



2016-17 DLM-AA

- DLM-AA will be administered as follows for accountability:
 - ELA and Mathematics: Students in grades 3-8 and 11
 - Science: Students in grades 5, 8, and 11.
 - LEP students who are “First Year in U.S. School” are exempt from ELA
- DLM-AA Test Window: March 15 – May 1, 2017
 - Data lockdown on February 6, 2017
- ISBE Contact for DLM-AA: Laura Quimby
 - lquimby@isbe.net



2016-17 DLM-AA (Pre-ID in SIS)

- Students enrolled in grades 4-8 and 11 are automatically included in the DLM-AA Pre-ID file in SIS if the following are true:
 - Student's most recent assessment record was IAA or DLM-AA and
 - Student's IEP indicator is "Yes"
- All students in grade 3 will automatically be included on the PARCC Pre-ID file and must be manually moved to the DLM-AA Pre-ID file, when applicable.



2016-17 DLM-AA UPDATES

- Dual Enrollments
 - Students are to be enrolled in one testing school.
 - Verify your student enrollment in DLM by looking for a double year (2017, 2017)
- Verify the right RCDTS code is being entered
 - Testing schools can not have a district RCDTS code (ends in 0000).
 - Verify that the last 4 numbers in the RCDTS code are not “0000”
- KITE Client updated
 - The testing platform KITE Client was updated.
 - Verify that the testing platform being used is up-to-date.
 - Find the new updates on Dynamic Learning Maps website.
 - <http://dynamiclearningmaps.org/>



2016-17 DLM-AA

- Enrollments
 - Students enrolled in grades 4-8 and 11 are automatically included in the DLM-AA Pre-ID file in SIS if the following are true:
 - Student's most recent assessment record was IAA or DLM-AA and
 - Student's IEP indicator is "Yes"
 - Home District enrolls students in SIS and identifies Home School and Serving School RCDTS codes
 - Testing School is initially defaulted to Serving School but Home District may edit Testing School code
- DLM-AA Pre-ID Descriptions:
<https://www.isbe.net/Documents/dlm-aa-pre-id.pdf>
- Tips and Steps for Completing the DLM-AA Pre-ID template:
<https://www.isbe.net/Pages/Excel-Templates-for-student-data-input-into-SIS.aspx>



2016-17 DLM-AA Pre-ID Report Header in SIS

Illinois State Board of Education Student Information System 2017 DLM-AA Assessment Pre-ID (Detail)

SIS Home School: 123456789000001

Sample School

Columns	A Grade	C IEP (Yes, No)
	B ESOL Participation Code	D Enrolled in Home School On or Before May 1 (Yes, No)
	00 Not an ESOL eligible student and not a Monitored ESOL Student	E Enrolled in Home District On or Before May 1 (Yes, No)
	01 Title III Funded	F First Year in U.S. School (Yes, No)
	02 State ESOL/Bilingual Funded	
	03 Both Title III and State ESOL/Bilingual Funded	
	04 Monitored ESOL Student	
	05 ESOL program eligible, based on an English Language proficiency test, but not currently receiving ESOL program services (e.g., parents have waived their child out of ESOL services, but the district is still obligated to provide ESOL support)	Error: Student must have an IEP to take the DLM-AA.
	06 Receives ESOL services and not funded with Title III and/or State ESOL funding	

IMPORTANT:
 Students in grades 5, 8, and 11 must be rostered for and tested in Mathematics, ELA, and Science.
 Students in grades 3, 4, 6, and 7 must be rostered for and tested in only Mathematics and ELA.

Student ID	Student Name	Birth Date	Home RCDTS	Testing RCDTS	A	B	C	D	E	F	Error
123456789	STUDENT, SAM	06/02/2000	123456789000001	123456789000001	11	00	Y	Y	Y	N	
123456789	STUDENT, SAM	04/25/2003	123456789000001	123456789000001	8	00	Y	Y	Y	N	
123456789	STUDENT, SAM	02/02/2007	123456789000001	123456789000001	4	00	Y	Y	Y	N	

Prepopulated fields:

- Student ID, Student Name, Birth Date, Home RCDTS
- Testing RCDTS (initially populated with SIS Serving School)
- Column A: Grade
- Column B: ESOL Participation Code (optional field defaulted to "00")
- Column C: IEP Indicator (from SIS enrollment)
- Column D: Enrolled in Home School On or Before May 1
- Column E: Enrolled in Home District On or Before May 1
- Column F: First Year in U.S. School (initially populated from SIS EL data)



2016-17 ISA

(Illinois Science Assessment)



2016-17 ISA

- Data for students in grades 5, 8, and high school biology will be extracted from ISBE's Student Information System (SIS) the week of January 23, 2017
- Near real-time automated enrollments and exits will begin after the initial upload
- Students will be rostered into default classes as they were in 2016
- Districts may customize classes via the ISBE Import Wizard



2016-17 ACCESS for ELLs



ACCESS Tech Option

All-in-One installation of the TSM Webinar for low frequency ACCESS testing.

Jan. 19, 1:00 – 2:00 pm CST, [Event Link](#)

Software overview and the *Quick Start* installation, also known as the *All-in-One* installation, of the Testing Site Manager (TSM) and the INSIGHT secure browser will be provided. DRC IT staff will be available to answer questions.

[Earlier Webinar](#)



2016-17 ACCESS for ELLs

Online Testing outages

- January 10, 9:15am – one hour, affected Listening & Reading for all users across the consortium
- January 11, 10:50am – two hours, intermittent impact on some users affecting all domains
- The cause occurred centrally, at the server level, not on local systems
- No student data was compromised



2016-17 ACCESS for ELLs

- ACCESS for ELLs will be administered in speaking, listening reading, and writing to students with limited English proficiency in grades K-12.
- ACCESS for ELLs is again available either online or on paper.
- ACCESS for ELLs Test Window: January 9 - February 10, 2017
- ACCESS Waiver Schedules for 2016-17 (were identified via SIS)
 - January 16 - February 17, 2017
 - January 23 - February 24, 2017



New for 2016-17

Test Coordinator Fields in *Entity Profile System (EPS)*



Test Coordinator Fields in EPS

- Optional for 2016-2017
- Tied to entity, so allows for District and School Test Coordinators to be identified
- Will provide ISBE quick access to email contact information
- Detailed to the assessment level



Sample School (12-345-6789-00-0001)

Request a Change

Effective Date: Cancel Save Request

No Changes:

Notes:

EPS Information

Website Url: <http://www.nokomis.k12.il.us>

Block Schedule?

Magnet School?

Grades Served

P	K	1	2	3	4	5	6	7	8	9	10	11	12	U
<input checked="" type="checkbox"/>	<input checked="" type="checkbox"/>	<input checked="" type="checkbox"/>	<input checked="" type="checkbox"/>	<input checked="" type="checkbox"/>	<input checked="" type="checkbox"/>	<input checked="" type="checkbox"/>	<input type="checkbox"/>	<input type="checkbox"/>	<input type="checkbox"/>	<input type="checkbox"/>	<input type="checkbox"/>	<input type="checkbox"/>	<input type="checkbox"/>	<input type="checkbox"/>

EPS | NSLP


Entity Profile System (EPS)

Addresses **+**

Mailing
123 Main Street
City, IL 12345

Phone Numbers **+**

Business (123) 456-7890 | **Fax** (123) 456-7890

Contacts **+** 

Principal
John Principal
Principal
jprincipal@email.com
+ Address **+** Phone

Entity Attributes

NCES ID (LEA): 172856002992

To request a change to Entity Attributes, please email us at: help@isbe.net



Create New Contact

Salutation	First Name	Middle Name	Last Name
<input type="text" value=""/>	<input type="text" value="Mary"/>	<input type="text" value="G"/>	<input type="text" value="Smith"/>
Contact Type	Title	Email	
<ul style="list-style-type: none">Regional SuperintendentDistrict SuperintendentPrincipalDirectorAdministratorSponsor ContactSponsor Claim ContactSite ContactExecutive DirectorChairpersonSeamless ContactContractor ContactAuthorized RepresentativeCEOSecondary Site ContactACCESS CoordinatorDLM-AA CoordinatorISA CoordinatorKIDS CoordinatorNAEP CoordinatorPARCC Coordinator	<input type="text" value="Unit Secretary"/>	<input type="text" value="msmith@email.com"/>	

on

G Johnson

P K 1 2 3 4 5 6 7 8 9 10

☑ ☑ ☑ ☑ ☑ ☑ ☐ ☐ ☐ ☐



Create New Contact

Salutation	First Name	Middle Name	Last Name
Mrs. <input type="button" value="v"/>	Mary	G	Smith
Contact Type	Title	Email	
ISA Coordinator <input type="button" value="v"/>	Unit Secretary	msmith@email.com	

Prefill with existing information

John Principal Mary G Smith





Sample School (12-345-6789-00-0001)

Request a Change

Effective Date: Cancel Save Request

No Changes:

Notes:

EPS Information

Website Url: ✎

Block Schedule?:

Magnet School?:

Grades Served

P	K	1	2	3	4	5	6	7	8	9	10	11	12	U
<input checked="" type="checkbox"/>	<input checked="" type="checkbox"/>	<input checked="" type="checkbox"/>	<input checked="" type="checkbox"/>	<input checked="" type="checkbox"/>	<input checked="" type="checkbox"/>	<input checked="" type="checkbox"/>	<input type="checkbox"/>	<input type="checkbox"/>	<input type="checkbox"/>	<input type="checkbox"/>	<input type="checkbox"/>	<input type="checkbox"/>	<input type="checkbox"/>	<input type="checkbox"/>

EPS | **NSLP**

Entity Profile System (EPS)

Addresses +

Mailing ✎

123 Main Street
City, IL 12345

Phone Numbers +

Business ✎ (123) 456-7890

Fax ✎ (123) 456-7890 ✕

Contacts +

Principal ✎

John Principal
Principal
jprincipal@email.com
+ Address + Phone

ISA Coordinator ✎

Mrs. Mary G Smith
Unit Secretary
msmithl@email.com
+ Address + Phone

Entity Attributes

NCES ID (LEA): 172856002992

To request a change to Entity Attributes, please email us at: help@isbe.net