



# ISBE Student Assessment and Accountability Update



Illinois State Board of Education  
September 07, 2018

*Look for the GNU  
for NEW information!*





# Order of Topics in Presentation

- E-Report Card and Assessment Summary Reports
- Preliminary Summative Ratings
- State-Sponsored SAT, PSAT 10, and PSAT 8/9
- 2017-18 PARCC
- Illinois Assessment of Readiness (IAR)
- Illinois Science Assessment (ISA)
- District Assessment Survey
- DLM-AA
- WIDA/ACCESS
- Upcoming Webinars





# E-Report Card

- District staff can access the E-Report Card Application in IWAS and verify their Graduation, Dropout, Career Readiness, Assessments, and Student Mobility data. This is a critical step to finalizing the 2018 Report Card.
- Districts will have until September 18, 2018, to verify their data.





# Assessment Summary Report

- Available now in IWAS via E-Report Card link.

Illinois State Board of Education  
James T. Meeks, Chairman Tony Smith, Ph.D., State Superintendent

My Systems

Below are systems that you are either authorized to use or are awaiting authorization from either your district (Pending-District), ROE (Pending-ROE) or ISBE (Pending-ISBE). Once you are "Authorized" to access a system, simply click on the system description to use it.

Categories - Click to Expand/Collapse Tree

Reporting

Monthly

Student Information System - Statewide

Annual

E-Report Card

ISBE Internal

Web

Entity Profile System (Internal)

Legend: : System Description - Detailed : Due Dates : Profile

Want to Signup for Other Systems?

Copyright © 2014 Illinois State Board of Education

Illinois State Board of Education

School Report Card

Home

Step 1: Report Card Data Collection Form (ISBE 86-43)

Step 2: Verification and Approval Process

New! Fall Enrollment

Graduation and Dropout Rate

Student Mobility Rate

New! Evidence Based Funding Enrollment Verification Tool

EBF Reconciliation Review and Resolution

AMAO Reports

College & Career Readiness Summary

Assessment Summary

Previous Year Data

Delinquent Notifications

e-Report Card Secure Application

Welcome to the Illinois State Board of Education e-Report Card Application

State and federal laws require public school districts to release report cards to parents and the public. The system also provides early access to the final report cards before they are reported information used in the report cards.

The system also provides early access to the final report cards before they are reported information used in the report cards.

School Level Enrollment includes students at the school where students are enrolled.

District Level Enrollment include students attending a school in the district. Do not include:

1. Students given vouchers to attend private schools;
2. Students placed by their parents in private schools whose tuition is paid by the state.

SEA Level Enrollment includes:

1. Students reported by an district;
2. Students placed in private schools by the state and funded by state;
3. Children participating in a prekindergarten program that is administered by the state should be reported only at the state level.

Does not include:

1. Students given vouchers to attend private schools;
2. Students placed by their parents in private schools whose tuition is paid by the state.

The enrollment data from the fall are reported based on serving schools.

You may select an item from the left menu to activate the application.

Step 1: Report Card Data Collection Form (ISBE 86-43)





# Assessment Summary Report

- Assessment Summary Report is a four-page report with an explanation of its calculations on pages 1-2.

## Assessment Summary Report

This Assessment Summary Report includes State Test Participation Rates and academic performance results. The state tests include PARCC, SAT, and DLM-AA. Please go to the e-Report Card in IWAS to review the summary. The purpose of this summary is to confirm the accuracy of the data that will be used for the 2018 School Report Card, the new accountability system, and federal reports. Please carefully review the summary by **September 18, 2018**. Please make any necessary corrections via the Student Information System (SIS).

**Revised!** In the past, we reported student membership at the serving school and home school for different Report Card data elements. This year we are reporting serving school membership for all of the following Report Card elements in order to enhance consistency: pupil-teacher ratio, student attendance rate, mobility rate, chronic truants rate, class size, average daily enrollment, total enrollment, assessment results, graduation rate, and dropout rate. Thus, the results for the assessment summary report are based on the serving school.

To protect student identities, the percentage of any student group with fewer than 10 students is not reported.

### The State Test Participation Rate

#### Who is considered a participant?

A participant is a student who:

- Completed the PARCC, SAT, or DLM-AA, and
- Was assigned a performance level or achieved a valid SAT score

#### Who is considered a non-participant?

A non-participant is a student who:

- Did not complete the PARCC, SAT, or DLM-AA,
- Did not receive a performance level (or achieved a valid SAT score), or
- Was assigned a Reason for No Valid Test Attempt as:
  - Absent from Testing (code=10)
  - Refusal (code=15) or
  - Scores suppressed (code=19)

If there is no valid score nor Reason for No Valid Test Attempt, the student record will be treated as Absent from Testing (code=10) and thus, a non-participant.

If any student record has a score suppressed (code= 01, code=05, or code=07) and the reason for not testing is coded 19 by ISBE, the student record is considered a non-participant.

#### How is Tested Enrollment calculated?

Tested Enrollment is calculated by adding the number of participants to the number of non-participants.

### How is the State Test Participation Rate calculated?

The State Test Participation Rate is calculated by dividing the number of participants by the Tested Enrollment number. At least 95 percent of students in any student group with at least 10 students should be tested in ELA and mathematics. If the State Test Participation Rate is less than 95 percent, a 95 percent confidence interval is applied. The student group can meet the 95 percent target via the confidence interval.

If you have any questions regarding the assessment data, please contact the Assessment Division at (866) 317-6034.

If you have any question regarding the calculations, please contact the School Report Card team at (217) 782-3950 or via email at [reportcard@isbe.net](mailto:reportcard@isbe.net) <<mailto:reportcard@isbe.net>>

If you need guidance for how to correct SIS data, please call the SIS Helpdesk at (217) 558-3600.

*Note: Data on the Assessment Summary Report is updated in an overnight process and not instantly, as SIS reports are.*







# Assessment Summary Report

- PARCC, DLM-AA and SAT District/School Participation Data for ELA and Math for are provided on pages 3-4.
- Calculations are based on a student's Serving School.
- Questions on calculations? Call 217-782-3950 or email [reportcard@isbe.net](mailto:reportcard@isbe.net).

SERVING DISTRICT: Sample Serving District  
SERVING SCHOOL: Sample Serving School  
SERVING SCHOOL ID 99999999992001

**State Test Participation Rate**

	All Students				
	5 DLM plus 230 PARCC		ELA	4 DLM plus 229 PARCC	
	% of Students Tested	Met 95% Target	Tested Enrollment	# of Students Tested	# of Students Not Tested
All Students	99.1	Yes	235	233	2
Male	99.3	Yes	137	136	1
Female	99.0	Yes	98	97	1
White	100.0	Yes	180	180	0
Black	100.0	Yes	2	2	0
Hispanic	96.9	Yes	32	31	1
Asian	100.0	Yes	18	18	0
Native Hawaiian/ Pacific islander		No			
American Indian		No			
Two or More Races	66.7	No	3	2	1
LEP	100.0	Yes	42	42	0
Migrant		No			
IEP	97.4	Yes	38	37	1
Low Income	100.0	Yes	39	39	0

The assessment results include PARCC, SAT, and DLM if applicable.

	All Students				
	5 DLM plus 231 PARCC		Math	4 DLM plus 230 PARCC	
	% of Students Tested	Met 95% Target	Tested Enrollment	# of Students Tested	# of Students Not Tested
All Students	99.2	Yes	236	234	2
Male	99.3	Yes	137	136	1
Female	99.0	Yes	99	98	1
White	100.0	Yes	179	179	0
Black	100.0	Yes	2	2	0
Hispanic	97.1	Yes	34	33	1
Asian	100.0	Yes	18	18	0
Native Hawaiian/ Pacific islander		No			
American Indian		No			
Two or More Races	66.7	No	3	2	1
LEP	100.0	Yes	44	44	0
Migrant		No			
IEP	97.4	Yes	38	37	1
Low Income	100.0	Yes	40	40	0

The assessment results include PARCC, SAT, and DLM if applicable.





# Assessment Summary Report

How are participation numbers derived?

- Log into IWAS from [www.isbe.net](http://www.isbe.net)
- From System Listing, choose Student Information System – Statewide (SIS)
- Choose “Reports” then “Assessments” then review the “Detail” report(s) for each assessment applicable to your school or district (i.e., PARCC, SAT, and DLM-AA).
- “Tested Enrollment” (Denominator) = Number of “Students” from last page of report **minus** any with RNVTA code **other than** 10, 15, or 19.
- “# of Students Tested” (Numerator) = “Tested Enrollment” (Denominator) **minus** any records with RNVTA code 10, 15, or 19





# Assessment Summary Report

- Choose “Reports” then “Assessments” then review the “Detail” report for each assessment applicable to your school.

Student	
Assessments	
PARCC Pre-ID	
PARCC Assessment Test Format (Online or Paper) and Test Window - STEP 1	<a href="#">Detail</a>
PARCC Assessment Pre-ID - STEP 2	<a href="#">Summary</a> <a href="#">Detail</a>
PARCC Correction	
PARCC Assessment Correction	<a href="#">Summary</a> <a href="#">Detail</a>
PARCC Assessment Scores	<a href="#">Summary</a> <a href="#">Detail</a>
PARCC Assessment Scores Grid	<a href="#">Summary</a>
DLM-AA	
DLM-AA Assessment Pre-ID	<a href="#">Summary</a> <a href="#">Detail</a>
DLM-AA Correction and Score (all students)	<a href="#">Summary</a> <a href="#">Detail</a>
DLM-AA Dynamic Learning Maps	<a href="#">Summary</a>
SAT	
SAT Assessment Pre-ID	<a href="#">Summary</a> <a href="#">Detail</a>
SAT Assessment Correction	<a href="#">Summary</a> <a href="#">Detail</a>
SAT Assessment Scores	<a href="#">Summary</a> <a href="#">Detail</a>







# Assessment Summary Report

## IMPORTANT!

### Select the following:

- School Year=2018
- Serving  
(for District/All Schools calculations, toggle to "Home")
- For PARCC, you may also select the "Content Area" since calculations are done separately for ELA and mathematics.
- Sort By=RNVTa,
- Create PDF Report

School Year	2018
School	Sample School
	<input type="radio"/> Home <input checked="" type="radio"/> Serving <input type="radio"/> Tested
Grade	All Grades
Administration	<input checked="" type="radio"/> Both <input type="radio"/> Spring <input type="radio"/> Fall
Test Code	All
Content Area	<input checked="" type="radio"/> Both <input type="radio"/> ELA/L <input type="radio"/> Mathematics
Race/Ethnicity	All Races
Gender	<input checked="" type="radio"/> Both <input type="radio"/> Male <input type="radio"/> Female
Homeless Indicator	<input checked="" type="radio"/> Both <input type="radio"/> Yes <input type="radio"/> No
Migrant Indicator	<input checked="" type="radio"/> Both <input type="radio"/> Yes <input type="radio"/> No
LEP Indicator	<input checked="" type="radio"/> Both <input type="radio"/> Yes <input type="radio"/> No
IDEA Services	<input checked="" type="radio"/> Both <input type="radio"/> Yes <input type="radio"/> No
FRL/Low Income Indicator	<input checked="" type="radio"/> Both <input type="radio"/> Yes <input type="radio"/> No
21st Century Indicator	<input checked="" type="radio"/> Both <input type="radio"/> Yes <input type="radio"/> No
First Year in U.S. School	<input checked="" type="radio"/> Both <input type="radio"/> Yes <input type="radio"/> No
Enr. in Home Sch. (o/b May 1)	<input checked="" type="radio"/> Both <input type="radio"/> Yes <input type="radio"/> No
Enr. in Home Dist. (o/b May 1)	<input checked="" type="radio"/> Both <input type="radio"/> Yes <input type="radio"/> No
Report	<input checked="" type="radio"/> All <input type="radio"/> Errors Only
Sort By	Reason for No Valid Test Attempt

[View Report](#) or [Create PDF Report](#)





# Chronic Absenteeism Collections

- Chronic absenteeism is 10% or more absences, excused or unexcused.
  - Only students who miss 50% or more of a school day should be counted as absent.
- Collected & calculated two ways:
  - **SIS** enrollment record, days present, days excused, days unexcused
  - **eReport Card**, self-reported
- In some districts, Skyward was miscalculating chronic absenteeism to be entered into the eReport Card
- **Summative rating calculation will use SIS enrollment record data, not eReport Card**





# Preliminary Summative Designations



# Preliminary Summative Designations

- Letters to superintendents & principals went out on 6/30/2018 with preliminary identification of schools
  - Used 2017 data
  - A reduced set of indicators, particularly for K-8 schools
  - Those eligible for Comprehensive and Targeted supports only
- There is a possibility the rating could change
- Watch the Deep Dive Webinar on the new Support & Accountability Summative Designations page





# Preliminary Summative Designations

- Underperforming does not mean the whole school is underperforming, just that one or more subgroups' performance is on par with students who attend the lowest performing 5% of schools.
- **PLEASE contact Rae Clementz with questions about these preliminary summative ratings**
  - Call 217-782-4823 and schedule a time to speak with Rae
  - Email questions to [aclement@isbe.net](mailto:aclement@isbe.net)





# **State-Sponsored SAT, PSAT 10, and PSAT 8/9**



# Spring 2019 Announcement

- Notice of Award to College Board posted June 18, 2018
- Read about the award at:  
[www.isbe.net/Documents/Letter-High-School-Growth-20180618.pdf](http://www.isbe.net/Documents/Letter-High-School-Growth-20180618.pdf)
- Procurement is still not yet complete. Still limitations on details and implementation until a contract is fully negotiated and executed.
- Any information about Spring 2019 needs to come with the caveat that it may change, subject to finalization and execution of the contract.



# SAT/PSAT Spring 2019

- SAT School-Day administration:
  - April 9, 2019, main administration
  - April 23, 2019, makeup day
  - April 9-23, 2019 accommodated testing window
- PSAT 10 (Grade 10) and PSAT 8/9 (Grade 9) administration:
  - April 9, 10, and/or 11, 2019\*
    - \* Initial letter indicated all testing on April 9, 2019.
    - \* See Assessment Dates document for options.
  - April 23, 2019 makeup day
  - April 9-23, 2019 accommodated testing window
- Dates Chart is updated here: [www.isbe.net/Documents/State\\_Assessment\\_Dates\\_2018\\_19.pdf](http://www.isbe.net/Documents/State_Assessment_Dates_2018_19.pdf)
- Early testing for districts not in session on testing dates also TBD.  
***Please contact ISBE ASAP at [assessment@isbe.net](mailto:assessment@isbe.net).***





# SAT/PSAT Spring 2019

## 6 Options for SAT / PSAT Testing

### **Option 1 (Preferred): All testing on April 9, 2019**

- April 9: SAT (Grade 11) and PSAT 10 (Grade 10) and PSAT 8/9 (Grade 9)

### **Option 2: All testing on April 9 and 10, 2019**

- April 9: SAT (Grade 11)
- April 10: PSAT 10 (Grade 10) and PSAT 8/9 (Grade 9)

### **Option 3: All testing on April 9 and 10, 2019**

- April 9: SAT (Grade 11) & PSAT 10 (Grade 10)
- April 10: PSAT 8/9 (Grade 9)

### **Option 4: All testing on April 9 and 10, 2019**

- April 9: SAT (Grade 11) & PSAT 8/9 (Grade 9)
- April 10: PSAT 10 (Grade 10)

### **Option 5: All testing on April 9, 10, and 11, 2019**

- April 9: SAT (Grade 11)
- April 10: PSAT 10 (Grade 10)
- April 11: PSAT 8/9 (Grade 9)

### **Option 6: All testing on April 9, 10, and 11, 2019**

- April 9: SAT (Grade 11)
- April 10: PSAT 8/9 (Grade 9)
- April 11: PSAT 10 (Grade 10)





# SAT/PSAT Spring 2019

- **Spring PSAT 2019 Ordering** – Please DO NOT place any exam orders in the College Board Test Ordering System for **Spring 2019 testing** related to Illinois High School Accountability testing, which includes:
  - PSAT 8/9 – Grade 9
  - PSAT 10 – Grade 10
  - SAT School Day – Grade 11
- **Fall 2018 PSAT and Spring 2019 PSAT 8/9 for 8th Grade** – ISBE is not reimbursing districts/schools for any Fall 2018 PSAT/NMSQT (grades 10 and 11, Fall 2018 PSAT 8/9 (grades 8 and 9) or Spring 2019 PSAT 8/9 (8th grade) tests. Administering these assessments will be a local decision and expense. Please contact the Midwest Regional Office for support at [ilsat@collegeboard.org](mailto:ilsat@collegeboard.org) or your local College Board representative.
- **College Board PSAT Contracts** – If you have any questions related to College Board contracting for assessments in the 2018-19 academic year, please reach out directly to one of the College Board Midwestern team members or send an email to [ilsat@collegeboard.org](mailto:ilsat@collegeboard.org) for support.





# IL School Code and ISBE Rules

- ISBE is in the process of updating the School Code. For now...
  - Placing high school accountability test scores on transcripts is no longer required.
    - Reference: Public Act 100-0222 (signed into law on 08/18/17)  
[www.ilga.gov/legislation/publicacts/fulltext.asp?Name=100-0222&print=true&write](http://www.ilga.gov/legislation/publicacts/fulltext.asp?Name=100-0222&print=true&write)
  - Taking the high school state accountability test remains a condition to receive a regular high school diploma.
    - Reference: “State goals and assessment”  
[\(105 ILCS 5/2-3.64a-5\) Sec. 2-3.64a-5](#)
- ISBE Rule defines “grade 11” and indicates students may not be promoted to grade 12 in SIS until they have taken the high school accountability test.
- Questions about specific students? Please email [assessment@isbe.net](mailto:assessment@isbe.net).



# IL School Code and ISBE Rules

- Rules going to the Board in September that will allow students to be promoted to grade 12, even if they still need to test.
- An indicator in SIS will pre-ID students in grade 12 who still need to test.
- SIS will prevent exiting a student as graduated who has not met the requirement.
- Rules will also establish a process to request a waiver of the graduation requirement (not the requirement to test) for a limited number of students.
  - Less than 1% of the graduating class (all students graduated that school year)
  - Above that, additional evidence required but still possible



# **2017-18 PARCC**

(Partnership for Assessment of  
Readiness for College and Careers)



# PARCC Updates

- Individual Student Reports (ISR) have been delivered to school districts.
- All summary reports (produced by Pearson) are posted under Published Reports in PAN.
- The Pearson Call Center will close on 09/28/18.





# 2018-19 IAR

## Illinois Assessment of Readiness





# Illinois Assessment of Readiness

- ELA and Mathematics accountability test for students in grades 3-8.
- Procurement still underway – **winner is not known**
- Will be an assessment window
  - Definitely will not begin before March 4, 2019
  - Unless necessary, will not extend past April 26, 2019
  - Always select the shortest testing window practicable
- Paper will be an accommodation option but as the goal is to transition to computer adaptive, the default is online administration.



# Illinois Assessment of Readiness

- Bidders instructed to ensure the accommodations and accessibility features that were available in PARCC are available, at minimum.
- If there is a new platform, ISBE will provide onsite tech support to the field.
- ISBE will continue to pre-ID through SIS – anticipated open in November 2018.
- New training requirements are coming.



# **ISA**

## **(Illinois Science Assessment)**



# ISA Corrections

- Printing of ISRs has begun.
- SIUC will print and ship on an ongoing basis.
- CPS – reports shipped to schools
- All others – reports shipped to district offices
- Mailing includes Individual Student Reports (ISRs):
  - District CD of all ISRs
  - School CD(s) of ISRs for the school(s)
  - 1 hard copy ISR for the student  
(sorted by last name, first name, middle name)





# Future ISA Test Window

## Test Window:

### 2018-19 Test Window

- March 1 – April 30, 2019
- Remember to update ISBE's Entity Profile System (EPS) this summer if you experience administrative and **test coordinator** position changes.





# **District Assessment Survey**

**(Ref: 105 ILCS 5/22-82)**



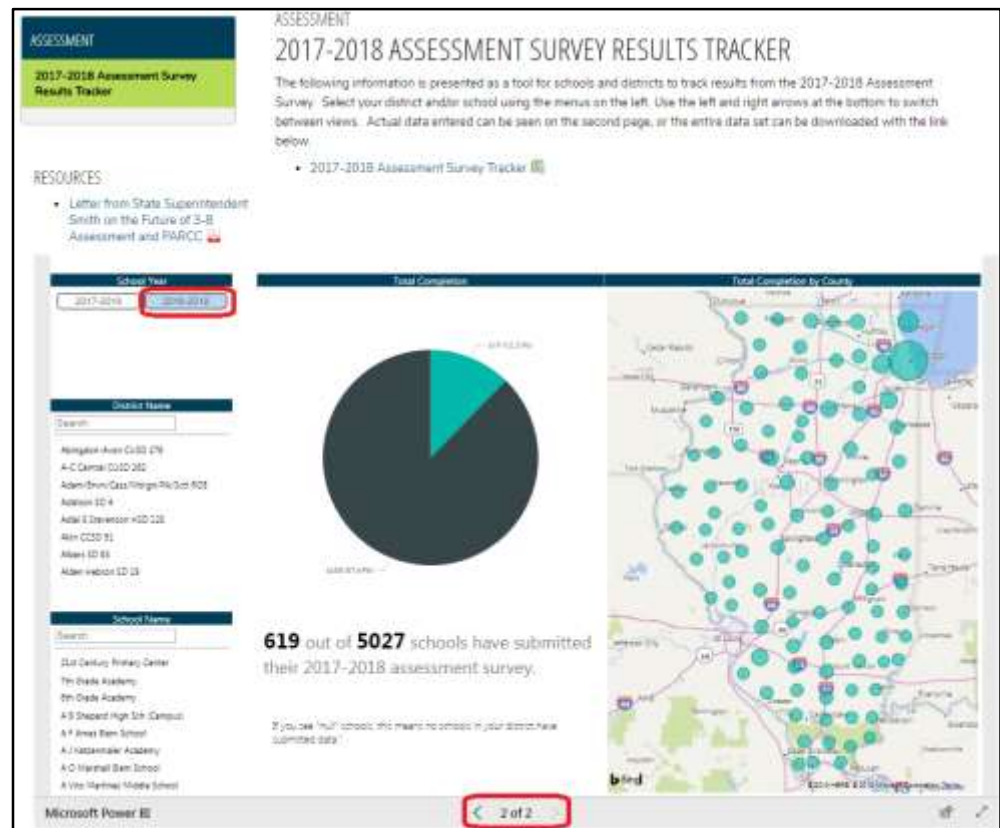
# District Assessment Survey

- Survey is live:  
<https://www.isbe.net/Pages/Assessment-Survey.aspx>
- Prepopulated with results from the 2017-18 survey
- Update the Report as needed to meet requirements in 105 ILCS 5/22-82, **“Before the 30<sup>th</sup> day of each school year...for each of its schools...”** (Sec. 22-82,(a)).
- **The survey site will close Friday, September 28, at noon.**
  - Be sure to meet your 30-day requirement noted above in green.
- If a school has been submitted and additional changes are needed, email Lacey at [LSHIFFER@isbe.net](mailto:LSHIFFER@isbe.net) with the school name, RCDTS, a submit status reset request.



# Survey Results Tracker

- Results are posted daily at [www.isbe.net/Pages/AssessmentSurveyResults.aspx](http://www.isbe.net/Pages/AssessmentSurveyResults.aspx).
- Select 2018-2019
- Choose page 2





# **2018-19 DLM-AA**

(Dynamic Learning Maps-Alternate Assessment)



# DLM-AA: Professional Development

Dynamic Learning Maps professional development team will be providing four interactive webinars this fall to assist teachers with providing instruction to students that is aligned to the DLM Essential Elements in English language arts and mathematics.

Each session is 45 minutes long (15 minutes for overview and then 30 minutes of Q & A).

- English language arts, *Tuesday, Sept. 18, 3:30 - 4:15 p.m. (Central Time)*
- Mathematics, *Tuesday, Oct. 23, 3:30 - 4:15 p.m. (Central Time)*
- English language arts, *Tuesday, Nov. 13, 3:30 - 4:15 p.m. (Central Time)*
- Mathematics, *Tuesday, Dec. 11, 3:30 - 4:15 p.m. (Central Time)*





# DLM-AA: Special Education Cooperatives

- Requesting RCDTS code for satellite locations is now available.
  - Located on the Special Education or Assessment webpage
- Requests must be completed by September 28, 2018 for the vendors to update the organization files.
- Only for satellite locations
- Questions? Contact Laura Quimby by email at [lquimby@isbe.net](mailto:lquimby@isbe.net)





# DLM-AA: Special Education Cooperatives

- Enrolling students in SIS should be completed in the following manner while we transition to the new RCDTs codes for Special Education Cooperatives:
  - Home School-where the student resides
  - Serving School-physical location of the program
  - Service Provider-Special Education Cooperative school level code







# DLM-AA: Special Education Cooperatives

- For DLM, all new programs that were created will be uploaded to DLM later today.
- Users in the system will need to have their organization changed to the new program if applicable.
- Please update this information prior to the data lockdown.





# DLM-AA: Pre-ID

- Students in grades 3 through 11 will be assessed in 2018-19
- Students in grades 3 through 11 will test in ELA and math
- Students in grades 5, 8, and 11 will also test in Science
- Must have a school level RCDTs  
(no longer allowing any district level code: 0000, 6100, 6000)

The screenshot shows the 'Student Information System' interface for 'Student Assessment - DLM-AA'. The left sidebar contains navigation links: Home, Student, Search SID, Request New SID, Exit Enrollment, Assessment Pre-ID, Assessment Correction, Adjusted Cohorts, Teacher, Batch Files, Reports, Help, and Log Out. The main content area displays student information for SID 123456789, Legal Last Name: Smith, Legal First Name: Michael, Middle Name, Grade: 11, Home RCDTS: 123456789012345, Serving RCDTS: 123456789012345, and School Year: 2017. A button 'Remove from DLM-AA and Add to RARC or SAT' is visible. Below this, the 'Testing School' section has three radio buttons: 'Same as Home RCDTS', 'Same as Serving RCDTS' (selected), and 'Enter the 15 digit RCDTS code'. The 'Select Region, Category, District and School' section includes dropdown menus for Region, Category, District / Entity, and School. At the bottom, there is a checkbox for 'EL and First Year in US' (selected) and a 'Yes' radio button. A 'Return to Previous' button is at the bottom left, and a 'Submit' button is at the bottom right. The footer contains the text: 'Have questions or need help? Contact our Call Center (312) 555-3500 between 7:00am - 5:00pm CST, Monday - Friday or click here to contact us.'





# DLM-AA: Pre-ID

- Uploads to DLM will begin on September 21, 2018.
- Students must have a DLM Pre-ID in order for them to be uploaded to DLM.
- If a student's previous assessment record was DLM, then the student already has a DLM Pre-ID.
- Students must have an IEP to take the DLM.

Illinois State Board of Education

Student Information System  
Student Assessment - DLM-AA

The information you are providing will update the DLM-AA Pre-ID report.

Log Out SIS HOME DLM HOME DLM-AA

Home

Student

Search SID

Request New SID

Exit Enrollment

Assessment Pre-ID

Assessment Correction

Adjusted Cohorts

Teacher

Batch Files

Reports

Help

Log Out

SID : 123456789  
Legal Last Name : Smith  
Home RCDTS : 123456789012345

Legal First Name : Michael  
Serving RCDTS : 123456789012345

Middle Name :  
School Year : 2017

Grade : 11

Remove from DLM-AA and Add to PARCC or SAT

Testing School

☐ Same as Home RCDTS ☒ Same as Serving RCDTS

☐ Enter the 15 digit RCDTS code

☐ Select Region, Category, District and School

Region :

Category :

District / Entity :

School :

EL and First Year in US ☐ Yes ☒ No


Return to Previous Submit

Have questions or need help? Contact our Call Center (815) 244-3200 between 7:00am - 5:00pm CDT, Monday - Friday or click here to Contact Us.





# DLM-AA: Pre-ID





**Illinois State Board of Education**

**Student Information System**  
Student Assessment - DLM-AA

SS HOME | DLM HOME | LOGOFF

WELCOME TIMEOUT 19:30

Logon: ISM\_TEST\_8

[Home](#)  
[Student](#)   
[Search SID](#)  
[Request New SID](#)  
[Exit Enrollment](#)  
[Assessment Pre-ID](#)   
[Assessment Correction](#)   
[Adjusted Cohorts](#)  
[Teacher](#)  
[Batch Files](#)   
[Reports](#)  
[Help](#)  
[Log Out](#)

The information you are providing will update the DLM-AA Pre-ID report.

**SID :** 123456789  
**Legal Last Name :** Smith  
**Legal First Name :** Michael  
**Middle Name :**  
**Grade :** 11  
**Home RCDTS :** 123456789012345  
**Serving RCDTS :** 123456789012345  
**School Year :** 2017

[Remove from DLM-AA and Add to PARCC or SAT](#)

**Testing School**  
☐ Same as Home RCDTS ☒ Same as Serving RCDTS  
☐ Enter the 15 digit RCDTS code   
☐ Select Region, Category, District and School  
**Region :**   
**Category :**   
**District / Entity :**   
**School :**

**EL and First Year In US** ☐ Yes ☒ No

[Return to Previous](#) [Submit](#)

Have questions or need help? Contact our Call Center (312)555-3600 between 7:00am - 5:00pm CST, Monday - Friday or Click here to Contact Us



# DLM-AA: Educator Portal

- Educator Portal was updated over the summer.
- New web address: <https://educator.kiteaai.org/AART/login.htm>
- Layout is different on each tab





# DLM-AA: Users

- User Accounts
  - No longer a 'select action' box
  - Click on the appropriate tab:
    - View Users
    - Add Users
    - Upload Users

The screenshot displays the 'Manage Tests' section of the DLM-AA system. At the top, there are navigation tabs: 'SETTINGS', 'MANAGE TESTS' (active), 'REPORTS', and 'HELP'. Below these, there are three sub-tabs: 'View Users', 'Add User', and 'Upload Users'. The 'View Users' tab is selected, showing a 'SELECT ORGANIZATION' section on the left with dropdown menus for 'STATE' (set to 'Illinois'), 'DISTRICT' (set to 'Select'), and 'SCHOOL' (set to 'Select'). There is also a checkbox for 'Include Inactive Users' and a 'Search' button. On the right, a table with columns 'Status', 'Educator Identifier', 'First Name', 'Last Name', and 'Email' is shown. The table is currently empty, displaying 'No records to view' and 'Page 1 of 0'.



# DLM-AA: Users

- Required Training
  - Training is available in Moodle
  - Access Moodle on the DLM webpage under Access on the bottom of the website
  - Username is the user's full email address
  - Password is the letters prior to the @ symbol of the email address.
  - Ex.
    - Username: [jsmith@generic.com](mailto:jsmith@generic.com)
    - Password: jsmith





# DLM-AA: Students

- Districts are not to utilize the following three tabs:
  - Add Student
  - Upload Enrollment
  - Upload TEC

The screenshot displays the DLM-AA Students interface. At the top, there are navigation tabs: SETTINGS, MANAGE TESTS, REPORTS, and HELP. Below these, a row of action tabs is visible: View Students, Find Student, Add Student, Transfer Students, Exit Student, Upload Enrollment, and Upload TEC. The 'Add Student', 'Upload Enrollment', and 'Upload TEC' tabs are marked with red 'X' icons, indicating they are not to be used by districts. The main content area is titled 'SELECT ORGANIZATION' and includes a search bar and dropdown menus for STATE (currently set to Illinois), DISTRICT (set to Select), and SCHOOL (set to Select). A Search button is located at the bottom of this section. To the right, a table header is visible with columns: State ID, First Name, Last Name, Current School Year, and Local ID. Below the header, a table is shown with a single row containing the text 'Page 0 of 0' and 'No records to view'.

- Tabs available for Illinois:
  - View Student
  - Find Student
  - Transfer Student
  - Exit Student



# DLM-AA: Students

- First Contact Survey
  - Completed-survey is finished
  - In Progress-survey needs to be reviewed
  - Ready to Submit-needs to be submitted
  - Not Started-needs to be completed
- PNP Profile
  - Custom-review and submit
  - Not Started-need to complete if using online accessibility features



SETTINGS • MANAGE TESTS • REPORTS • HELP

View Students Find Students Add Students Transfer Students Edit Students Upload Enrollment Upload SSC

SELECT ORGANIZATION

Search organization level provided on:

Search:

STATE: Illinois

DISTRICT: ISBE Demo

SCHOOL: School2

Search

State ID *	Last Name	School Name	Grade	PNP Profile	First Contact
11111111	One	ISBE Demo School	Grade A	Select *	Select *
22222222	One	ISBE Demo School	Grade B	CUSTOM	In Progress
				CUSTOM	In Progress

Page 1 of 1

View 1 - 2 of 2



# DLM-AA: Rosters

- Layout change: Tabs
- Districts will identify students in grades 3-11 for ELA and math
- Districts will also identify students in grades 5, 8, and 11 for science.
- Do not create rosters for "other" or "social studies".

SETTINGS • MANAGE TESTS • REPORTS • HELP

View Roster Create Roster Upload Roster

STATE: Illinois DISTRICT: SCHOOL:

Search

ROSTER NAME: SUBJECT: Select COURSE: Select

SELECT EDUCATOR:

First Name	Last Name	Email	Status
			Active
			Active

Subject dropdown menu options: English Language Arts, Mathematics, Science, Social Studies. Red 'X' marks are placed over Science and Social Studies.

SELECT STUDENT:

Student Identifier	First Name	Middle Name	Last Name	Gender

Page 1 of 1 No records for view

Save



# DLM-AA: Manage Tests

- Projected Tests

Districts can now identify when they will be testing students. This information helps DLM with ensuring support is available in the call center.



- Test Management

During the instructionally embedded window or spring testing window, the information regarding testing will be located here. Test progress will show how many testlets the student has left to complete.

A screenshot of the "Test Management" interface. It features a navigation bar with "SETTINGS", "MANAGE TESTS", "REPORTS", and "HELP". Below the navigation bar, there are tabs for "Projected Testing", "Upload", and "View My Calendar". The main content area is titled "View Test Sessions". It includes a search form with fields for "DISTRICT\*", "SCHOOL\*", "TESTING PROGRAM\*", "SUBJECT", and "GRADE". There are also checkboxes for "Include completed" and "Include expired", and buttons for "Search" and "Show Results". Below the search form is a table with columns: "Action", "Test Session Name", "Tickets", "Test Information", "Assessment Name", "Test Progress", and "Grade". The table is currently empty, and a message at the bottom right states "No records to view".



# DLM-AA: Reports

- Data Extracts
  - Operational reports
- Alternate Assessment
  - Individual Score Reports
- Student Report Archive
  - Previous Individual Score Reports

STANDARD DATA EXTRACTS

Standard data extracts include Personally Identifiable Information (PII). To ensure that the appropriate precautions to protect student data are taken, please contact the appropriate personnel for more information.

Category	Description	Generated	File	Action
PII Settings	Personalized and PII settings for student	01/01/19 10:44 AM	CDC	<a href="#">View File</a>
Student Enrollment	Student enrollment information for active students	01/01/19 10:44 AM	CDC	<a href="#">View File</a>
ISL Standard Process & PII (SPI)	Standard Process & PII from the state and year with that student assessment results for each student report. <a href="#">Data Load SE</a>	01/01/19 11:23 PM	CDC	<a href="#">View File</a>
ISL Test Information Monitoring	Students assigned, in progress, and completed by subject and student	01/01/19 10:44 AM	CDC	<a href="#">View File</a>
PII Contact Summary File	Contact and Contact summary settings by student	01/01/19 10:44 AM	CDC	<a href="#">View File</a>
PII Setting Counts	Student PII setting counts by region	01/01/19 10:44 AM	CDC	<a href="#">View File</a>
PII	Student assignment by subject and student	01/01/19 10:44 AM	CDC	<a href="#">View File</a>
Results Agreement Compliance	Results Agreement status by region	01/01/19 10:44 AM	CDC	<a href="#">View File</a>
Testing Status	List of ISL tests by region and their testing completion status	01/01/19 10:44 AM	CDC	<a href="#">View File</a>
PII	Personalized and PII settings for student	01/01/19 10:44 AM	CDC	<a href="#">View File</a>

Page 1 of 10

SETTINGS • MANAGE TESTS • REPORTS • HELP

General Reports • Instructionally Excluded • Year End •

SUMMARY LEVEL: DISTRICT: SCHOOL:

Select • Select • Select •

SETTINGS • MANAGE TESTS • REPORTS • HELP

Student Report Archive

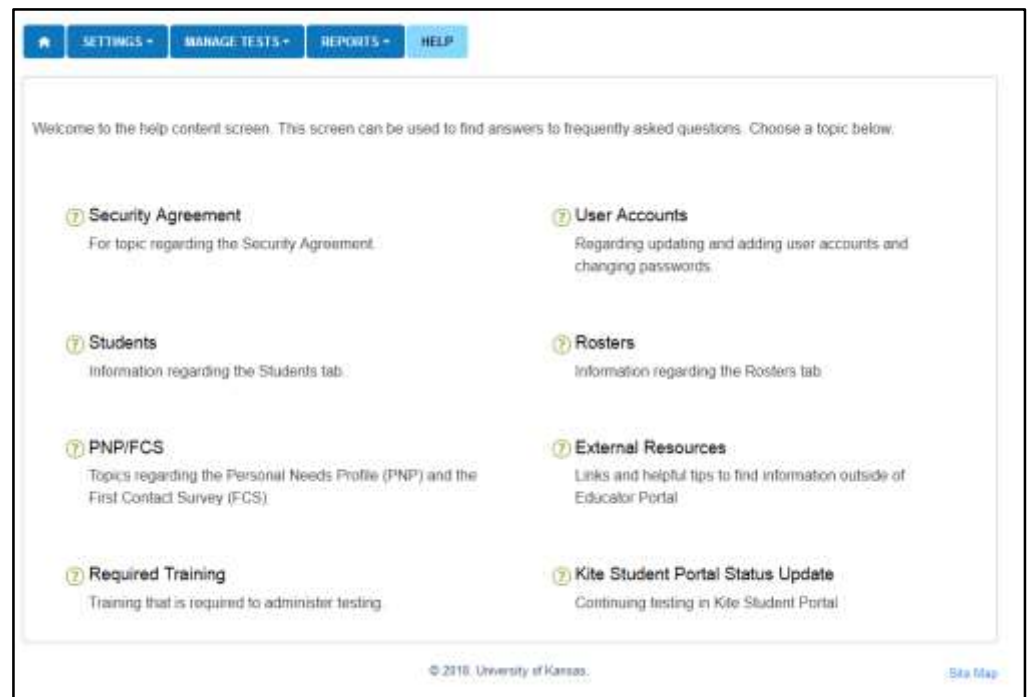
Search: [Student Last Name] OR [Student State ID] [Search]

© 2018, University of Kansas



# DLM-AA: Help

- Help feature
  - Topics are limited
  - Very brief





# DLM-AA: Illinois webpage


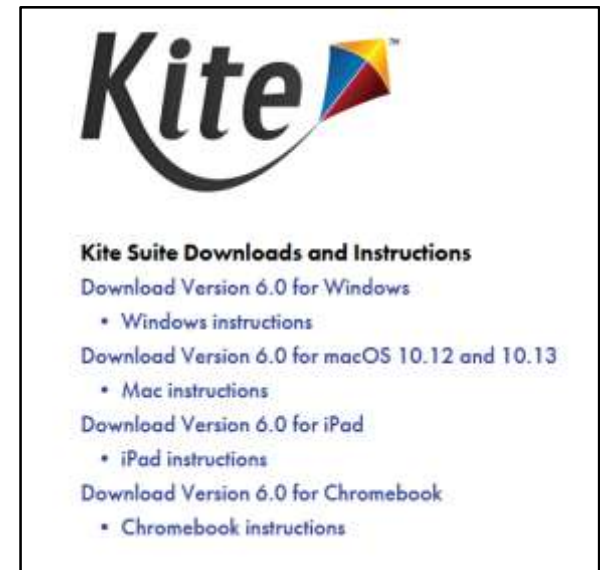
- Updated Manuals
- Resources for Educators
- Templates
  - Parent notification letter with Science
  - Roster/User upload template
- Scoring/Reporting
  - Parent Interpretive guides
- Supplemental Resources
  - Quick Guidance Documents
  - Checklists
  - DLM-AA Participation Guidelines





# DLM-AA: KITE Student Portal

- KITE Client is now KITE Student Portal.
- All previous KITE Clients must be uninstalled.
- All computers must install the new KITE Student Portal.
- Located on the [DLM webpage](#)
- All installs must be completed prior to February 13, 2019.







# DLM-AA: Test Window

## Test Window:

- **2018-19 Test Window**
  - March 13 - May 8, 2019
  - Feb. 13, 2019 - Data Lockdown
  - Feb. 15, 2019 - Final upload of DLM Pre-ID to Educator Portal



# WIDA / ACCESS




# Site File Updates 2018-19

ISBE sends DRC a file of testing sites and their contact people - the locations where labels, materials, and reports will be sent.

- Use the update screens in  
SIS>Assessment Pre-ID>ACCESS
- Also, select your ACCESS testing window
- Due Date: Friday September 28, 2018



# • ACCESS Test Site Information

**Illinois State Board of Education**

Student Information System  
ACCESS Testing Information

SIS HOME | ISBE HOME | LOGOFF

SESSION TIMEOUT 19:36

Login: IBM\_TEST\_4

Home

Student

Search SID

Request New SID

Exit Enrollment

Assessment Pre-ID

ACCESS

DLM-AA

KIDS

PARCC

Assessment Correction

Adjusted Cohorts

Teacher

Batch Files

Reports

Help

Log Out

School:

Select School

Select School

Annette Officer Elementary -- 2038

Dunbar Elem School -- 2008

East St Louis Senior High School -- 0043

East St Louis-Lincoln Middle Sch -- 1036

Gordon Bush Elementary -- 2055

James Avant Elementary School -- 2056

James E Williams Learning Center -- 3009

Katie Harper-Wright Elem -- 2054

Mason/Clark Middle Sch -- 1007

Testing Window:

Test Administration

Site Test Coordinator

Technology Coordinator

Shipping Information

IEIN:

First Name:

Last Name:

Phone Number:

Phone Extension:

Fax Number:

E-mail:

Attention:

Address Line 1:

Address Line 2:

City:

State:

ZIP:

ZIP + 4:

Have questions or need help? Contact our Call Center (217)558-3600 between 7:00am - 5:00pm CST, Monday - Friday or Click here to Contact Us

Copyright © 2003-2015 Illinois State Board of Education



# • ACCESS Test Site Information

Illinois State Board of Education

SIS HOME | ISBE HOME | LOGOFF

SESSION TIMEOUT 19:56

Login: IBM\_TEST\_4

Home

Student

Search SID

Request New SID

Exit Enrollment

Assessment Pre-ID

ACCESS

DLM-AA

KIDS

PARCC

Assessment Correction

Adjusted Cohorts

Teacher

Batch Files

Reports

Help

Log Out

Student Information System

ACCESS Testing Information

School:

Annette Officer Elementary -- 2038

Annette Officer Elementary -- 2038

Dunbar Elem School -- 2008

East St Louis Senior High School -- 0043

East St Louis-Lincoln Middle Sch -- 1036

Gordon Bush Elementary -- 2055

James Avant Elementary School -- 2056

James E Williams Learning Center -- 3009

Katie Harper-Wright Elem -- 2054

Mason/Clark Middle Sch -- 1007

Miles D Davis Elementary School -- 2051

Testing Window:

Regular Test Window 01/11/2016 To 02/12/2016

Test Administration

Site Test Coordinator	Technology Coordinator	Shipping Information
<b>IEIN:</b>		<b>Attention:</b> Monica Smith
<b>First Name:</b> Monica	Monica	<b>Address Line 1:</b> 100 North First St
<b>Last Name:</b> Smith	Smith	<b>Address Line 2:</b>
<b>Phone Number:</b> 2178992731	2178992731	<b>City:</b> Springfield
<b>Phone Extension:</b>		<b>State:</b> IL
<b>Fax Number:</b>		<b>ZIP:</b> 67101
<b>E-mail:</b> Monica.Smith@hello.com	Monica.Smith@hello.com	<b>ZIP + 4:</b> 1907

Edit



# • ACCESS Test Site Information

Illinois State Board of Education

Student Information System  
ACCESS Testing Information

Session Timeout: 19:58

Login: IBM\_TEST\_4

Home

Student

Search SID

Request New SID

Exit Enrollment

Assessment Pre-ID

ACCESS

DLM-AA

KIDS

PARCC

Assessment Correction

Adjusted Cohorts

Teacher

Batch Files

Reports

Help

Log Out

School: Annette Officer Elementary -- 2038

Testing Window: Regular Test Window 01/11/2016 To 02/12/2016 ☐ Apply To All Schools In District

Test Administration

Site Test Coordinator	Technology Coordinator	Shipping Information
<input type="checkbox"/> Apply To All Schools In District	<input type="checkbox"/> Apply To All Schools In District	<input type="checkbox"/> Apply To All Schools In District
IEIN:		Attention: Monica Smith
* First Name: Monica	Monica	* Address Line 1: 100 North 1st St
* Last Name: Smith	Smith	Address Line 2:
* Phone Number: 2721213112	2721213112	* City: Springfield
Phone Extension:		* State: Illinois
Fax Number:		* ZIP: 62798
* Email: Monica.Smith@hello.com .m	Monica.Smith@hello.com .m	Zip + 4: 1907

Fields marked with an asterisk \* are required.

Submit Cancel


Have questions or need help? Contact our Call Center (217)558-3600 between 7:00am - 5:00pm CST, Monday - Friday or Click here to Contact Us.

Copyright © 2003-2015 Illinois State Board of Education

Initial materials delivery: January 7, 2019  
Paper reports delivery: August 1, 2019



# • ACCESS Test Site Report in SIS



Illinois State Board of Education

Student Information System  
View Report

SIS HOME | SISB HOME | LOGOFF

SESSION TIMEOUT: 19:56

Login: ISBH\_TEST\_4

[Home](#)  
[Student](#) (X)  
[Search SID](#)  
[Request New SID](#)  
[Exit Enrollment](#)  
[Assessment Pre-ID](#) (X)  
[Assessment Correction](#) (X)  
[Assessment Unassigned](#)  
[Adjusted Cohorts](#)  
[Prenatal](#)  
[Teacher](#)  
[Batch Files](#) (X)  
[Reports](#)  
[Help](#)  
[Log Out](#)

Student

Assessments (Pre-Id, Assessment Correction, Scores PARCC, DLM-AA, SAT)

Bilingual

EL Screener [Summary](#) [Detail](#)

EL [Summary](#) [Detail](#)

ACCESS WIDA DRC Site File and Testing Waiver [Detail](#)

ACCESS Pre-Id [Summary](#) [Detail](#)

ACCESS Assessment Correction [Summary](#) [Detail](#)

ACCESS Score [Summary](#) [Detail](#)

Student EL History [Summary](#) [Detail](#)

Former EL Students Report [Detail](#)

Student ACCESS Scores History [Detail](#)

Unassigned Test Results [Detail](#)

eGMS Ceiling Calculator Grant [Summary](#) [Detail](#)

eGMS Ceiling Calculator Funding [Summary](#) [Detail](#)

eGMS Ceiling Calculator Funding Allocations [Summary](#) [Detail](#)

eGMS EL Entry Grade Level [Summary](#) [Detail](#)

Demographics and Enrollment (Demographics, Enrollment, Current vs. Previous Enrollment)

Discipline

Early Learning (Birth to 3, Early Childhood, Early Childhood Outcomes, Pre-K Follow-Up)

Homeless

Individual Student

Regional Safe School

Special Education

Course Assignments

Student and Teacher Reports (Course Assignments, Dubious Courses, College Courses)

Missing Courses

State Reporting (Fall Enrollment Counts, Graduation Cohort, End of Year Reports)

Prenatal (Prenatal & XREF)

Miscellaneous Reporting (Multiple SID, Closed Schools, Missing Persons)





# • ACCESS Test Site Information – Report

## ACCESS WIDA DRC Site File and Testing Waiver

ISBE SIS CUSD 101

[help@isbe.net](mailto:help@isbe.net)

Sorted By: School Name

School Name		SIS Elementary School		123456789012001			
Testing Window		Regular Testing Windows 01/17/2018 to 02/20/2018					
	IEIN	First Name	Last Name	Phone	Phone Ext.	Fax Number	Email
Test Site Coordinator		John	Smith	2171234567			
Technology Coordinator		John	Smith	2171234567			
	Ship To	Shipping Address 1		Shipping Address 2		City	State Zip
Shipping Address	John Smith	100 First St.				Springfield	IL 62701 0001

School Name		SIS Middle School		123456789012002			
Testing Window		Regular Testing Windows 01/17/2018 to 02/20/2018					
	IEIN	First Name	Last Name	Phone	Phone Ext.	Fax Number	Email
Test Site Coordinator		John	Smith	2171234567			mary.collins@estl189.com
Technology Coordinator		John	Smith	2171234567			abe.loveless@estl189.com
	Ship To	Shipping Address 1		Shipping Address 2		City	State Zip
Shipping Address	John Smith	100 First St.				Springfield	IL 62701 0001





# WIDA Secure Portal

## portal.wida.us

- On August 15, 2018, the new URL to the WIDA Secure Portal became [portal.wida.us](https://portal.wida.us).
- The WIDA public website is at [wida.wisc.edu](https://wida.wisc.edu), you can go to the portal from here by clicking on "Log In" at the top of the page.
- Usernames and passwords will not change and the WIDA Secure Portal has a similar look, but focuses on "secure" content.
- [www.wida.us](https://www.wida.us) redirects to the public site



# WIDA Public Website


Non-secure Content <https://wida.wisc.edu>  
[www.wida.us](http://www.wida.us) will redirect for one year.





# WIDA Public Website

[Resource Library](#)[WIDA Store](#)[Members/States](#)[Login](#)

**WIDA™**

[Assess](#)[Teach](#)[Grow](#)[About](#)[Memberships and Programs](#)

## Assess >

**Choosing an Assessment >**

**ACCESS for ELLs >**

ACCESS Tests

- ACCESS for ELLs 2.0 Online
- ACCESS for ELLs 2.0 Paper
- Kindergarten ACCESS for ELLs

Preparing and Administering ACCESS for ELLs

Preparing Students for ACCESS for ELLs

ACCESS for ELLs Scores and Reports

**Alternate ACCESS for ELLs >**

Preparing and Administering Alternate ACCESS

Alternate ACCESS Scores and Reports

**WIDA Screener >**

WIDA Screener Online

WIDA Screener Paper

WIDA Screener Paper Score Calculator

**Kindergarten W-APT >**

**WIDA MODEL >**

WIDA MODEL Online

WIDA MODEL Paper


WIDA MODEL for Kindergarten

WIDA MODEL Score Calculator

**Accessibility and Accommodations >**

**Technology >**

**Assessment Updates >**



**WIDA Annual Conference**

WIDA is proud to host the largest conference dedicated to educators of PreK-12 English language learners.

[Learn More and Register](#)



# WIDA Public Website

[Resource Library](#) [WIDA Store](#) [Members/States](#) [Login](#)

[Assess](#) [Teach](#) [Grow](#) [About](#) [Memberships and Programs](#)

## Resource Library

[Biblioteca de recursos](#)

Filter resources by:

Search

Topic +

Type +

Language +

[Apply Filters](#)

### WIDA Resources

[1](#) [2](#) [3](#) [4](#) [5](#) [»](#)

#### ACCESS for ELLs Parent Letter (Spanish)

[Assessment](#) [Family Engagement](#)

[ACCESS for ELLs Suite](#)

[ACCESS for ELLs \(Online/Paper\)](#)

This letter is meant to accompany ACCESS for ELLs score reports as an explanation for parents and guardians.

[Download Resource](#)

#### Parent Guide for ACCESS for ELLs Score Reports (Spanish)

[ACCESS for ELLs \(Online/Paper\)](#)

[Family Engagement](#) [Assessment](#)

[ACCESS for ELLs Suite](#)

[Scores and Reports](#)



# WIDA Secure Portal



MY ACCOUNT & SECURE PORTAL [LOG OUT](#)

[MAIN WIDA WEBSITE](#)

## My Account & Secure Portal

  
My Training  
CERTIFICATE

  
My Training & Quiz  
HISTORY

  
Secure Portal  
USER GUIDE

  
Download  
LIBRARY

  
TECHNOLOGY  
Coordinators

  
Account Creator

### ACCESS for ELLs Training Courses

  
Kindergarten

  
Alternate ACCESS  
Grades 1-12

  
PAPER-BASED  
Grades 1-12

  
ONLINE  
Grades 1-12

  
Facilitator  
Toolkit  
Training Materials

### Screener Test Materials & Training

### My Account Info

Please contact the [WIDA Help Desk](#) to correct or update your username. All other info can be edited using this form. Don't forget to click save.

Username: [Change Password](#)  
bpedersen

First Name  
Bany

Last Name  
Pedersen

Email  
bpederse@isbe.net

State:  
Illinois

District  
Illinois State Board of Education

School  
Search For School

Position Title  
State Staff/SEA

[Manage Subscriptions](#)

[Save](#)





# WIDA Secure Portal

MY ACCOUNT & SECURE PORTAL

LOG OUT

MAIN WIDA WEBSITE

## Download Library

Hide All

Search:

Can't find what you're looking for? Publicly-available resources, such as Can Do Descriptors, Focus Bulletins and materials to help students prepare for testing, can be found in the Resource Library of the main WIDA website.



### Newest

<a href="#">Screener Overview Webinar, August 2018 - Site</a>	8/22/2018
<a href="#">Screener Overview Packet, August 2018 - PDF</a>	8/22/2018
<a href="#">Screener Paper Webinar - Site</a>	8/17/2018
<a href="#">2018-19 ACCESS and Screener Webinar Calendar - PDF</a>	8/15/2018
<a href="#">Post-Testing: Interpreting Score Reports - Site</a>	8/8/2018



### Most Popular

<a href="#">Tier Placement Protocol - PDF</a>
<a href="#">Kindergarten Summary Scoring Sheet - PDF</a>
<a href="#">Alternate ACCESS for ELLs Sample Items - PDF</a>
<a href="#">K W-APT Test Administrator Manual - PDF</a>
<a href="#">Kindergarten Listening and Speaking Scoring Sheet - PDF</a>

### ACCESS for ELLs

[District and School Test Coordinator Manual - PDF](#)  
[Non-Disclosure and User Agreement - PDF](#)  
[Online 4-12 Test Administrator's Script - PDF](#)  
[ACCESS for ELLs 2.0 Speaking Scoring Scale - PDF](#)  
[Tier Placement Protocol - PDF](#)  
[Test Administrator Manual 2017 - PDF](#)  
[District & School Test Coordinator Manual 2017 - PDF](#)  
[Unpacking ACCESS for ELLs 2.0 Score Reports 2016 - Site](#)

#### Technical Reports ▼

[401 Annual Technical Report for Paper - PDF](#)  
[401 Annual Technical Report for Online - PDF](#)  
[Annual Technical Report No. 1 \(2004-05\) Part 1 - PDF](#)

### W-APT

[K W-APT Test Administrator Manual - PDF](#)  
[Kindergarten Scored Student Writing Samples - PDF](#)  
[Kindergarten W-APT Webinar - FLASH](#)

#### Kindergarten Test Forms ▼

[Kindergarten Summary Scoring Sheet - PDF](#)  
[Kindergarten Summary Scoring Sheet \(Spanish\) - PDF](#)  
[Kindergarten Listening and Speaking Picture Cue Booklet - PDF](#)  
[Kindergarten Listening and Speaking Script - PDF](#)  
[Kindergarten Listening and Speaking Scoring Sheet - PDF](#)  
[Kindergarten Reading Picture Cue Booklet - PDF](#)

### ACCESS Webinars

[2018-19 ACCESS and Screener Webinar Calendar - PDF](#)

#### Pre-Testing ▼

[Using 2017 ACCESS for ELLs 2.0 Scores in the New School Year - Site](#)  
[Welcome Back: What's New This Year? - Site](#)  
[Pre-Testing: Training at wida.us - Site](#)  
[Pre-Testing: Software Updates & Technology Readiness Checklist - Site](#)  
[Pre-Testing: Ordering Materials - Site](#)  
[Pre-Testing: Technology Installations - Site](#)  
[Pre-Testing: ACCESS for ELLs 2.0 for New District Test Coordinators - Site](#)  
[Pre-Testing: Test Scheduling - Site](#)



# WIDA Secure Portal



MY ACCOUNT & SECURE PORTAL

LOG OUT

MAIN WIDA WEBSITE

## Technology Coordinators

This page is your one-stop-shop for resources related to acquiring and preparing the technology required for administering ACCESS for ELLs 2.0 Online and WIDA Screener Online.

[Technology Readiness Checklist for WIDA Online Assessments](#)

[Technology User Guide](#)

[Supported System Requirements for ACCESS for ELLs 2.0 and Screener](#)

[Windows Quick Reference](#)

[Mac Quick Reference](#)

[ACCESS for ELLs 2.0 Headset Specifications](#)

[ACCESS for ELLs 2.0 Online Test Administrator Troubleshooting Tips](#)

[TSM Decision Guide](#)

[Configuring a Mega TSM](#)

[Online Testing Network Evaluation](#)

On WIDA-AMS



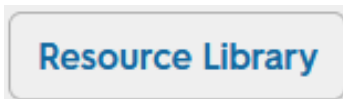
# Manuals for 2018-19

## ACCESS for ELLs



Download Library of the [WIDA Secure Portal](#)

- Test Administration Manual
- District & School Test Coordinator Manual
- WIDA AMS User Guide (also WIDA-AMS, ACCESS Training, and Tech Coordinator page)



[Resource Library](#) of the [WIDA Public website](#)

- [Accessibility and Accommodations Supplement](#)





# WIDA Screener Resources

- [State Identification and Placement Guidance](#)
- [Let's Get Going: WIDA Screener Online](#)
- [Let's Get Going: WIDA Screener Paper](#)
- [Technology Readiness Checklist](#)
- [WIDA Screener Paper Score Calculator](#)
- [WIDA Screener Interpretive Guide](#)
- [WIDA Screener Online Recorded Webinar](#)
- [WIDA Screener Paper Recorded Webinar](#)
- [WIDA Screener web page](#) (manuals, training, etc.)



# 2018-19 Q&A Webinar Schedule

- The Q&A webinar schedule for 2018-19 is now available in the Download Library on the [WIDA Secure Portal](#).
- Join WIDA and DRC live, and ask about all things regarding ACCESS for ELLs and WIDA Screener.



# **WIDA Annual Conference**

## **October 23-26, 2018**

### **Detroit, Michigan**

A conference by teachers, for teachers.



[Register](#)



# 2018-19 ACCESS for ELLs

## Important Websites & Contact Information

- WIDA Secure Portal, [portal.wida.us](https://portal.wida.us),
- WIDA Public Site, [wida.wisc.edu](https://wida.wisc.edu)  
866-276-7735, [help@wida.us](mailto:help@wida.us)
- WIDA AMS, [www.drctdirect.com](https://www.drctdirect.com),  
855-787-9615, [wida@datarecognitioncorp.com](mailto:wida@datarecognitioncorp.com)
- ISBE page for English Learners,  
<https://www.isbe.net/Pages/English-Learners.aspx>

## ISBE Contacts for ACCESS for ELLs:

Barry Pedersen, [bpederse@isbe.net](mailto:bpederse@isbe.net), 866-317-6034

Sam Aguirre, [saguirre@isbe.net](mailto:saguirre@isbe.net), 312-814-3850



# Preliminary Summative Designations



# Preliminary Summative Designations

- Letters to superintendents & principals went out on 6/30/2018 with preliminary identification of schools
  - Used 2017 data
  - A reduced set of indicators, particularly for K-8 schools
  - Those eligible for Comprehensive and Targeted supports only
- There is a possibility the rating could change
- Watch the Deep Dive Webinar on the new Support & Accountability Summative Designations page





# Assessment Update Webinar Schedule

Date	Scheduled Time
Friday, September 28, 2018	10 a.m. - 11 a.m.
Friday, October 12, 2018	10 a.m. - 11 a.m.
Friday, October 26, 2018	10 a.m. - 11 a.m.
Friday, November 09, 2018	10 a.m. - 11 a.m.
Friday, November 30, 2018	10 a.m. - 11 a.m.
Friday, December 14, 2018	10 a.m. - 11 a.m.



# Contacts

## ISBE Assessment Office

- 866-317-6034
- [www.isbe.net/Pages/Assessment.aspx](http://www.isbe.net/Pages/Assessment.aspx)
- [assessment@isbe.net](mailto:assessment@isbe.net)

## SIS Helpdesk

- 217-558-3600 (option 3)
- [www.isbe.net/Pages/Student-Information-System.aspx](http://www.isbe.net/Pages/Student-Information-System.aspx)

## PARCC Support Center

- 888-493-9888
- [parcc@support.pearson.com](mailto:parcc@support.pearson.com)

## DLM Support Center

- 855-277-9751
- [DLM-support@ku.edu](mailto:DLM-support@ku.edu)

## College Board (SAT Assistance)

- 844-688-9995
- [ilsat@collegeboard.org](mailto:ilsat@collegeboard.org)

## LTC (Learning Technology Center)

- [ltcillinois.org](http://ltcillinois.org)
- [netspecs@ltcillinois.org](mailto:netspecs@ltcillinois.org)

## Join our Listservs!

- Assessment Listserv: Send a blank email with “SUBSCRIBE” in the subject line to [assessment@isbe.net](mailto:assessment@isbe.net).
- Technology Point-of-Contact Listserv: Send a blank email with “SUBSCRIBE” in the subject line to [jbaiter@isbe.net](mailto:jbaiter@isbe.net).