

ILLINOIS STATE BOARD OF EDUCATION

**Fiscal Year 2016 School District Financial Profile Scores,
based upon Fiscal Year 2015 Annual Financial Reports**



James T. Meeks
Chairman

Tony Smith, Ph.D.
State Superintendent of Education

Illinois State Board of Education

Fiscal Year 2016 School District Financial Profile Scores

Based on Fiscal Year 2015 Annual Financial Reports

Enclosed is the Fiscal Year 2016 School District Financial Profile Scores based on the Fiscal Year 2015 Annual Financial Reports. Financial profile calculations for school districts are determined using five key indicators:

- Fund Balance to Revenue Ratio
- Expenditure to Revenue Ratio
- Days Cash on Hand
- Percentage of Remaining Short-Term Borrowing Ability
- Percentage of Remaining Long-Term Borrowing Ability

A detailed explanation of these indicators and the Financial Profile calculation formulae are shown in Appendix A to the report. They are also available on the ISBE website at <http://www.isbe.net/sfms/afr/profile.pdf>

Background Information

Section 1A-8 of the School Code states, "To promote the financial integrity of school districts, the State Board of Education shall be provided the necessary powers to promote sound financial management and continue operation of the public schools."

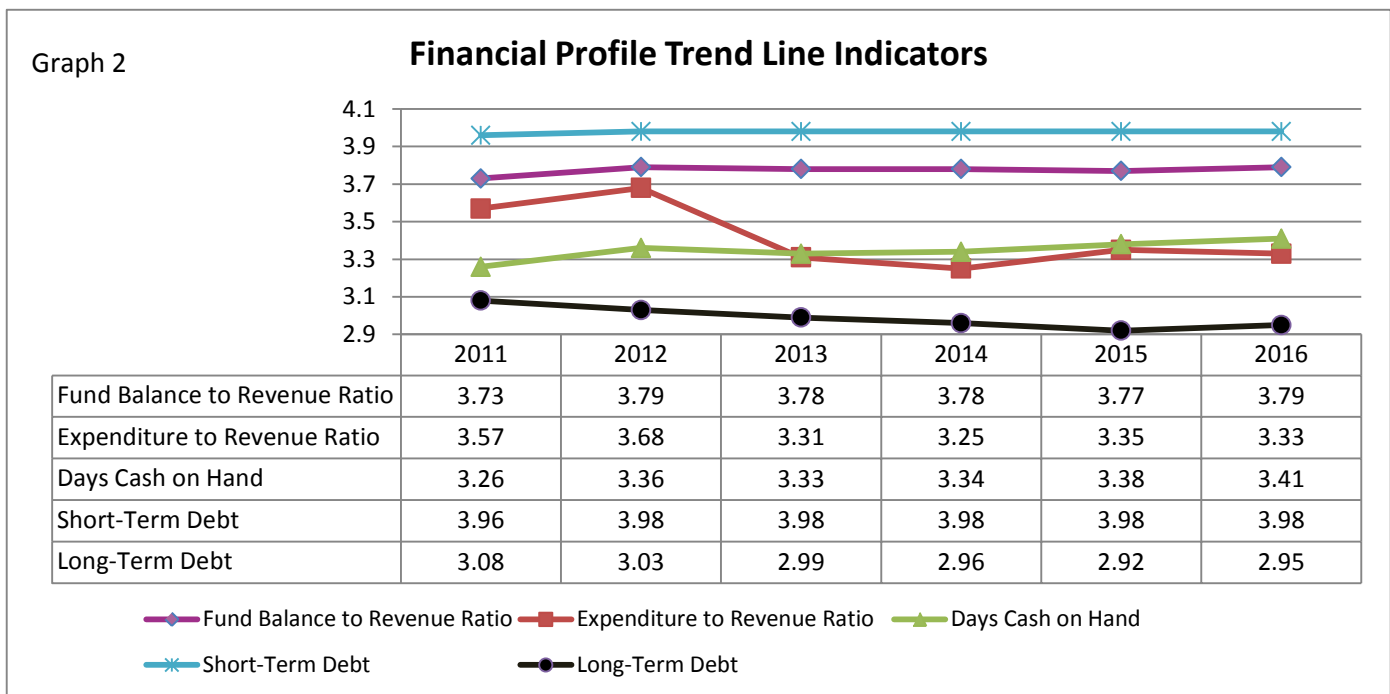
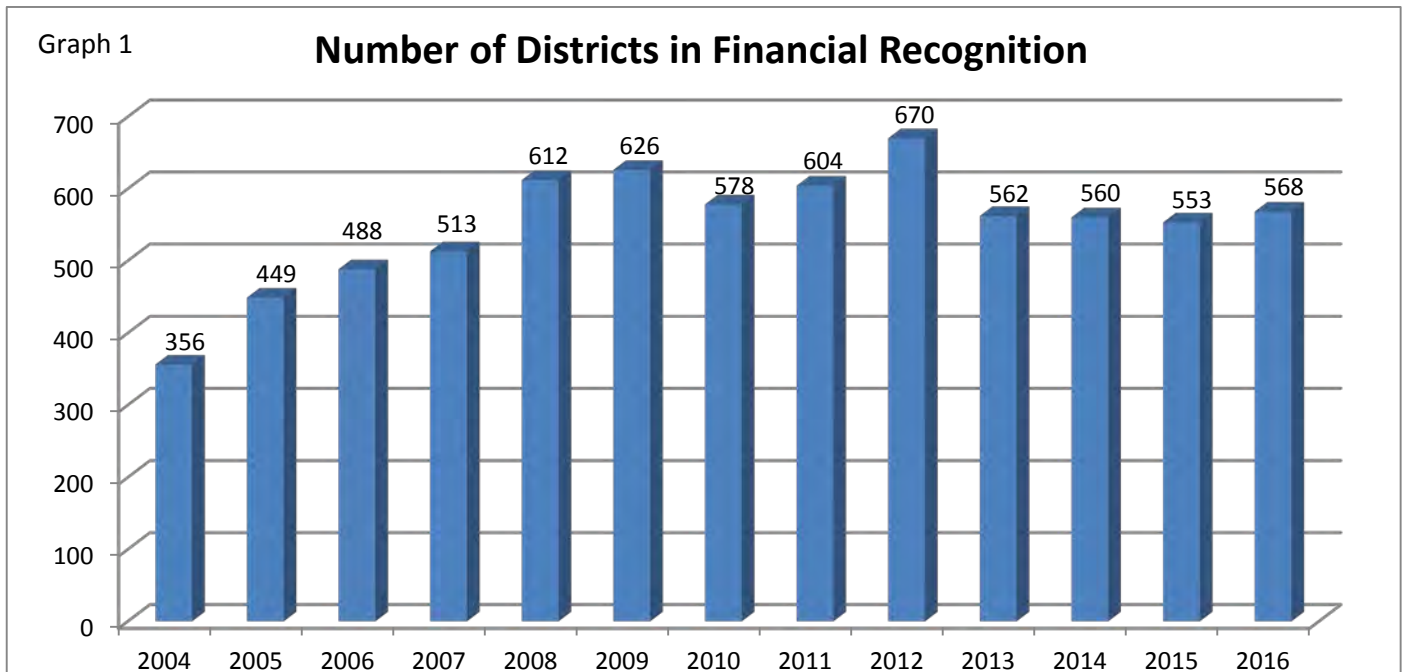
The School District Financial Profile was designed to better illustrate information on school district finances and to establish financial designation lists for all districts. The designation categories in descending order are:

- Financial Recognition (the highest category designation)
- Financial Review
- Financial Early Warning
- Financial Watch

This is the thirteenth year that the Financial Profile has been used to evaluate districts.

- From FY 2009 through FY 2014, districts received funding from the American Recovery and Reinvestment Act (ARRA). The most funding was in program years 2009 and 2010, \$1.032 billion and \$1.279 billion, respectively.
- Financial Recognition is the highest Financial Profile designation offered to districts.
 - Beginning with the 2004 Financial Profile through the 2009 Financial Profile, the number of districts in Financial Recognition status increased each year before declining in FY 2010
 - The highest number of districts in Financial Recognition was realized in FY 2012
 - Even with the financial difficulties, decreasing EAVs, prorated state funding and delayed payments, the number of districts realizing Financial Recognition for 2013 through 2015 has been fairly consistent with a slight decrease each year.
 - The 2016 Financial Profile reflects an increase in number of districts that are designated as Financial Recognition.

See Graph 1 for the number of districts in Financial Recognition for the Financial Profile years 2004 through 2016

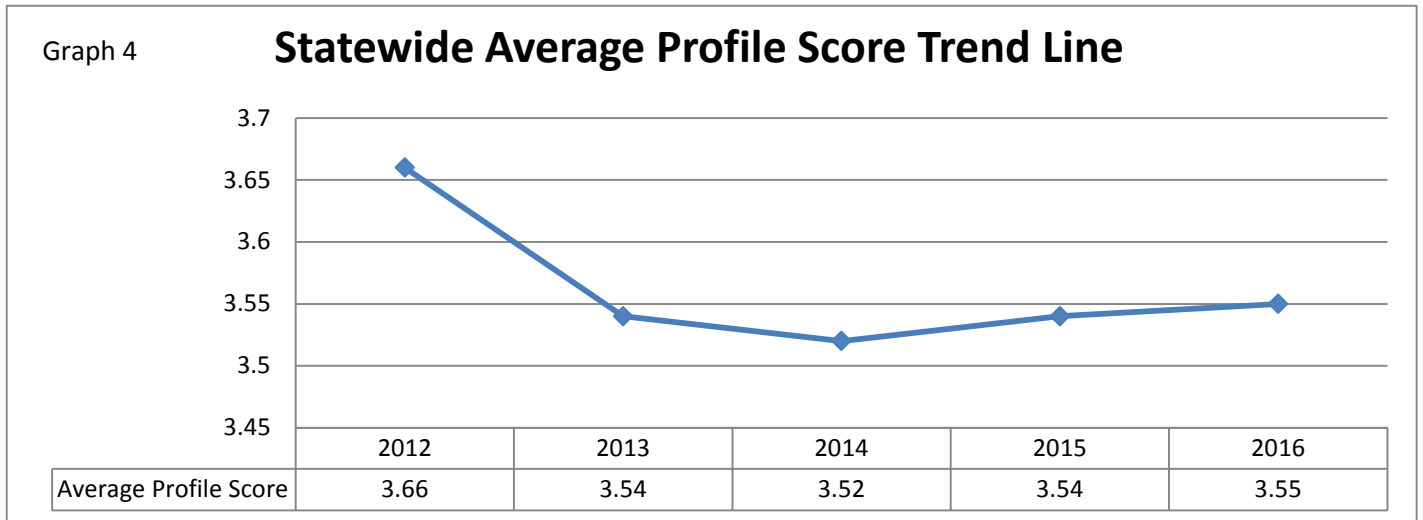
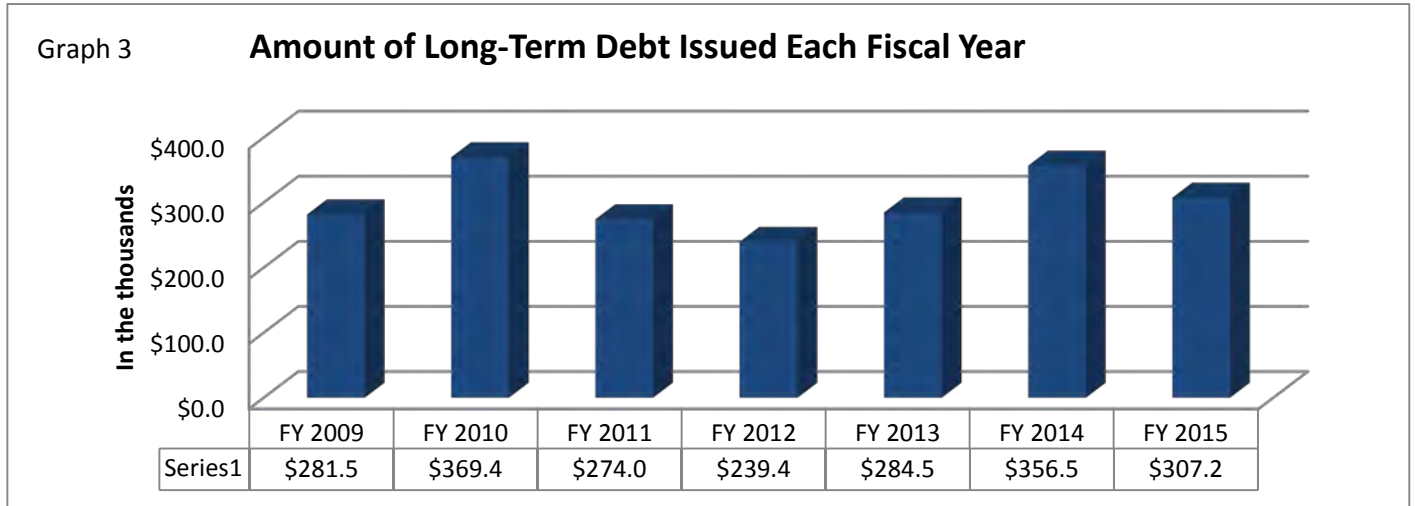


In Graph 2 above, the average Fund Balance to Revenue Ratio score has remained constant over the past years, with a slight increase for the 2016 Financial Profile. This is an indication that districts are continuing to borrowing to obtain needed cash flow.

The average Expenditure to Revenue Ratio indicator trend line decreased from last year's Financial Profile to this year's Profile. This reflects that the districts are continuing to break even or are spending more than they are realizing in revenue.

The Long-Term Debt indicator reflects a slight increase, 2.95 for the 2016 Financial Profile compared to 2.92 in for 2015. Statewide Equalized Assessed Valuations (EAV) have increased slightly by 0.2% on a statewide basis for Tax Year 2014. An increase in a district's EAV, increases the debt capacity. A greater debt capacity results in a better long-term debt capacity score.

In FY 2015, districts issued \$307.2 million in debt in the operating funds. While this is \$49.3 million (13.8%) less than the \$356.5 million new debt that was issued in prior FY 2014, it reflects that districts continue to borrow for cash flow within the operating funds. (See Graph 3)



Graph 4 reflects the statewide average Financial Profile score for the 2012 Financial Profile through the 2016 Financial Profile. The average for all districts from 2012-2016 are designated as Financial Recognition except 2014 which decreased to Financial Review.

School finance is a complicated topic. Given this complexity and the financial and accounting differences among the 857 Illinois school districts, there will likely always be issues with how school district finances are characterized. The issues most often identified include:

- Weighting a deficit more than short-term or long-term borrowing (incentive to borrow without really improving the financial condition)
- Timing of revenues (e.g. early receipt of local taxes or late state payments)

As the Financial Profile is a “snap shot” in time of a district’s finances, the data alone cannot give a holistic view of the districts’ financial picture.

Payment Delays

Many school districts have inquired about their rankings in the Financial Profile due to delays in the receipt of the mandated categorical payments. Although the State Board vouchered these payments, the Comptroller made one payment after June 30th. For districts on the cash basis of accounting, these payments were not recognized until the next fiscal year, 2015.

Beginning with the 2009 Financial Profile, Section 1A-8 of the School Code [105 ILCS 1A-8] mandates that the Financial Profile calculations shall incorporate delayed State Payments for General State Aid and Mandated Categorical. Because this year’s Financial Profile incorporated the payment that was delayed, this year’s Financial Profile is adjusted for that payment and reflects only the normal four mandated categorical payments. For cash basis school districts, this resulted in adjustments to the Revenue to Fund Balance Ratio, Expenditure to Revenue Ratio, and Days Cash on Hand indicators. The adjustment for accrual basis districts depended upon the amount of delayed payments that were recognized in the AFR and received an adjustment for Days Cash on Hand indicator since earned but not yet received.

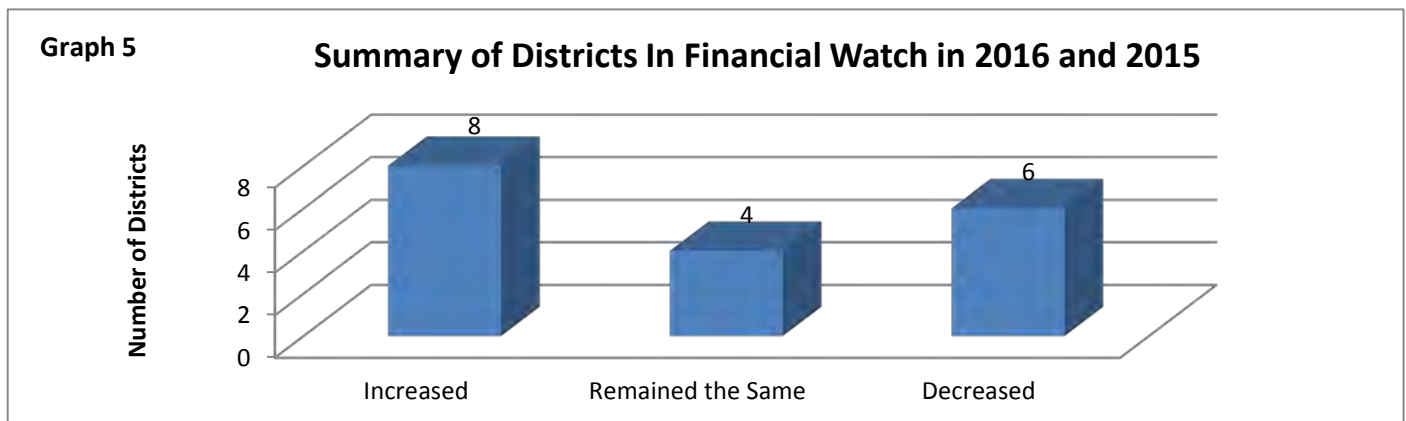
Summary of Watch List Districts

Of the 38 districts that were on the Watch List last year (the lowest designation available):

- Eight improved to Review
- Twelve improved to Early Warning
- Eighteen remained as Watch

For the twenty districts that made improvements, all made expenditures reductions and/or issued long-term Working Cash Fund bonds. (ISBE has five geographically located field staff that work with districts facing financial difficulties).

Of the 32 districts in Financial Watch, 18 districts were designated as Financial Watch last year as well. Graph 5 below reflects how many of these districts made a slight improvement in their score from last year, maintained their score, or reflected a decrease in their score.

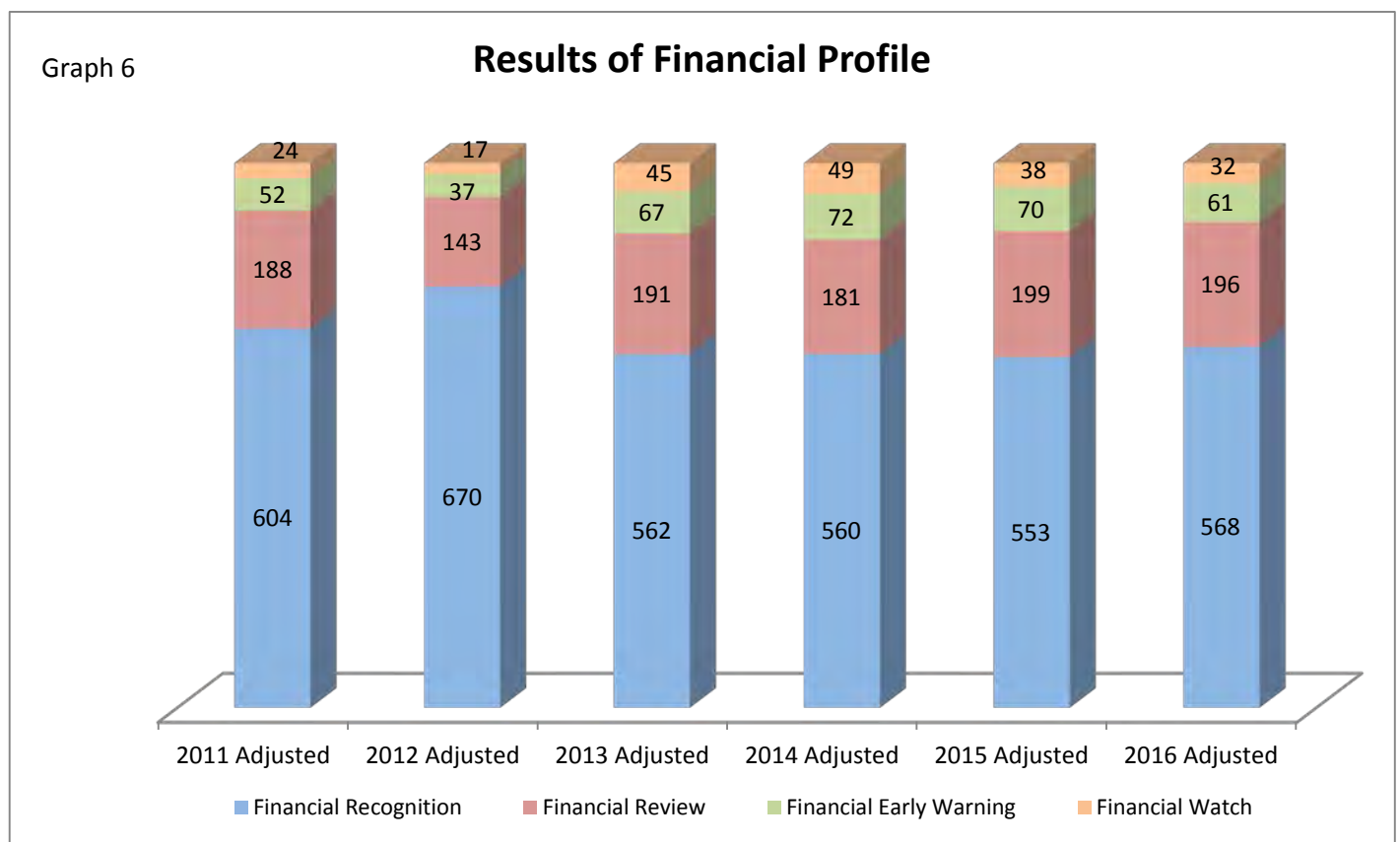


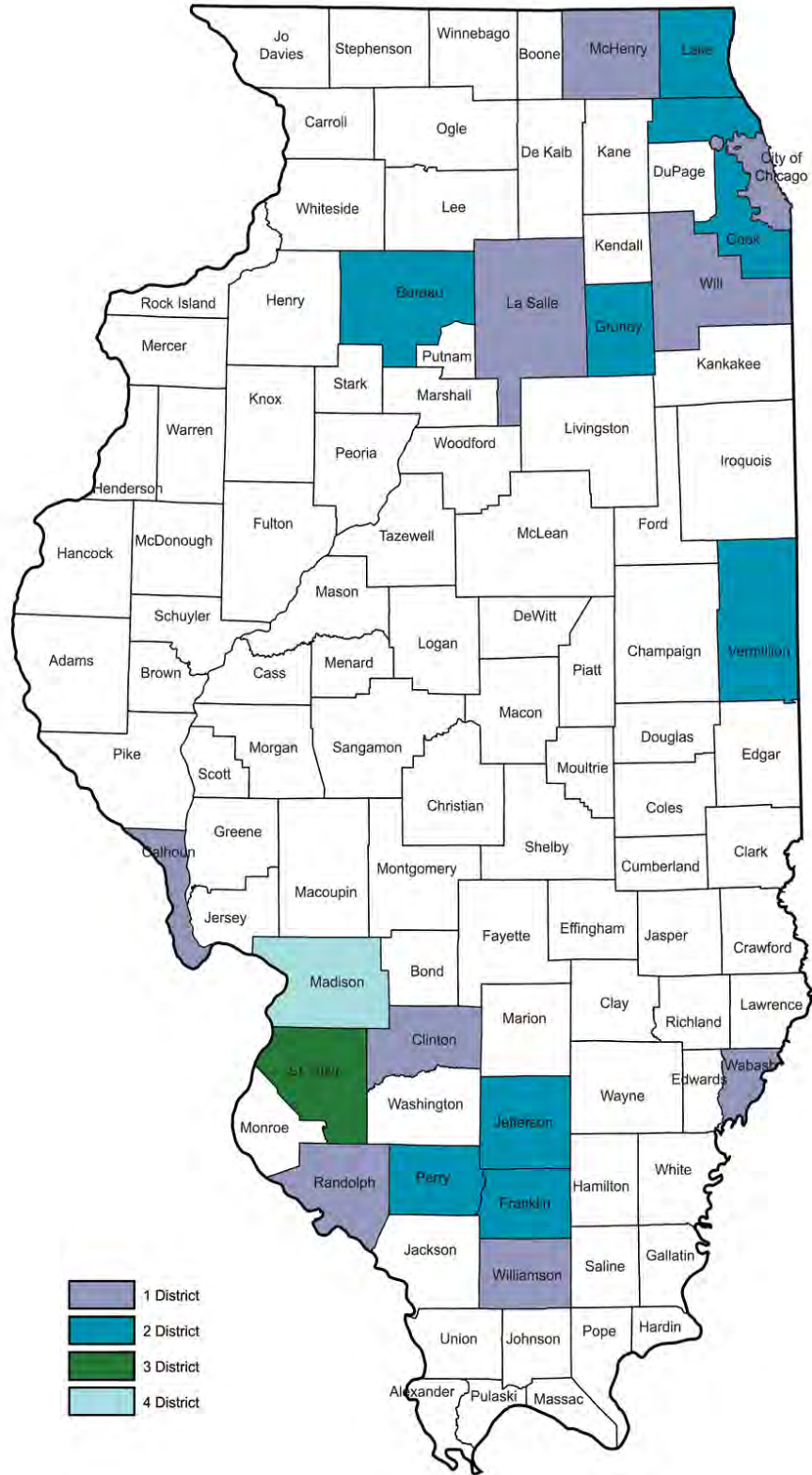
There are fourteen new districts that were added to the Watch category this year:

- Six decreased from Review
- Eight decreased from Early Warning

Results of the Financial Profile (Table 1 and Graph 6)

Table 1	FY11 Financial Profile Based on FY10 Data Adjusted	FY12 Financial Profile Based on FY11 Data Adjusted	FY13 Financial Profile Based on FY12 Data Adjusted	FY14 Financial Profile Based on FY13 Data Adjusted	FY15 Financial Profile Based on FY14 Data Adjusted	FY16 Financial Profile Based on FY15 Data Adjusted
Financial Recognition	604	670	562	560	553	568
Financial Review	188	143	191	181	199	196
Financial Early Warning	52	37	67	72	70	61
Financial Watch	24	17	45	49	38	32
Total	868	867	865	862	860	857





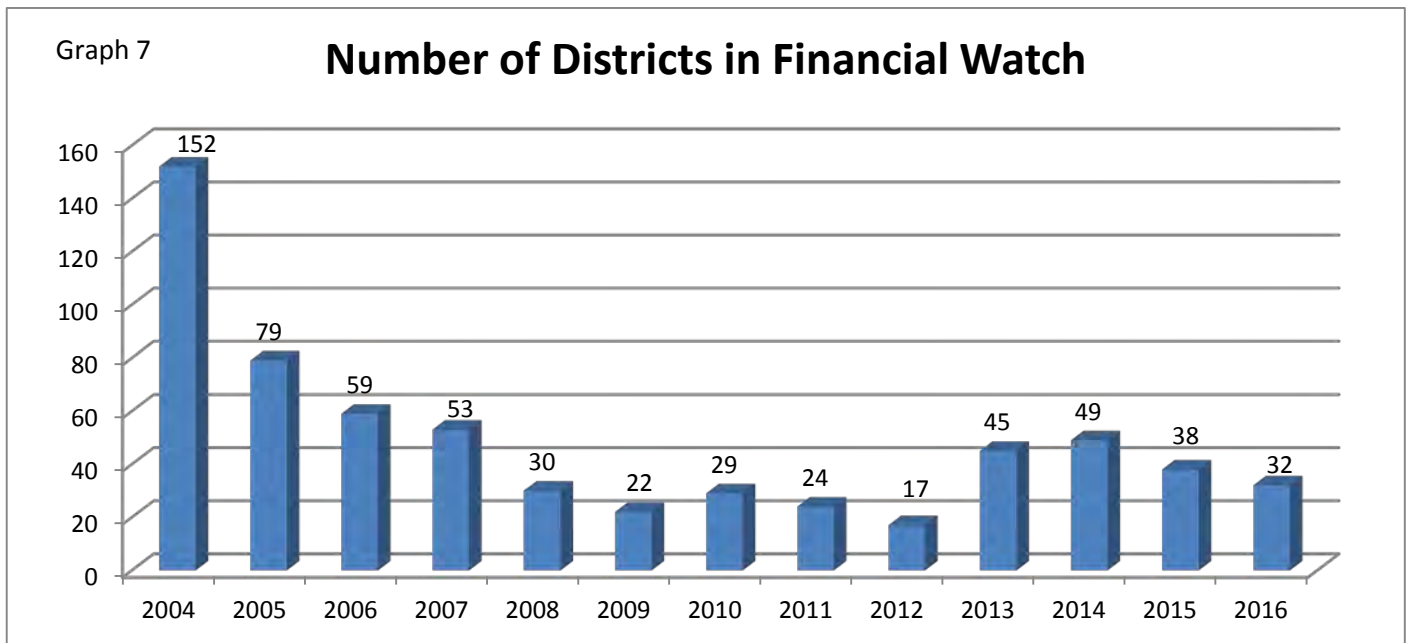
A summary of the location of the 32 districts in the Financial Watch category follows:

- Four in Madison County
- Three in Saint Clair County
- Two in Bureau, Cook, Franklin, Grundy, Jefferson, Lake, Perry and Vermilion Counties
- One in Calhoun, City of Chicago, Clinton, LaSalle, McHenry, Randolph, Wabash, Will and Williamson Counties

Financial Watch Designations

The 2016 Financial Profile continues to reflect the difficult economic times facing every district in the state. While the number of districts in the lowest category, Financial Watch, decreased to 32 districts from 38 districts, districts were still required to decrease their expenditure and incur long-term debt to sustain operations.

- For the 2016 Financial Profile compared to the 2015 Financial Profile, the number of districts in the lowest designation category, Financial Watch, decreased by 6 districts or 16% (currently 32 school districts compared to 38 school districts last year)
- For the 2015 Financial Profile compared to the 2014 Financial Profile, the number of districts in the lowest designation category decreased by 11 or 22%.
- For the 2014 Financial Profile compared to the 2013 Financial Profile, the number of districts in the lowest designation category increased by 4 school districts or 9%
- 0.8% of the school districts are in the lowest two designation categories compared with 12.6% last year
- Because Whiteside School District 115 did not submit an FY 2015 Annual Financial Report, they are in the Financial Watch category
- See Graph 7 below for the number of districts in Financial Watch from 2004 through 2016



School District Budget Analysis -- Deficit Spending

Table 2 below depicts historical trends in school districts' deficit spending. The deficit is calculated by examining the four operational funds: Educational Fund, Operation and Maintenance Fund, Pupil Transportation, and Working Cash.

Table 2	2010 Annual Financial Report	2011 Annual Financial Report	2012 Annual Financial Report	2013 Annual Financial Report	2014 Annual Financial Report	2015 Annual Financial Report	2016 Budget Report
Total Number of School Districts	868	867	865	862	860	857	852
Total Number of Deficit Spending School Districts	327	157	415	420	364	490	499
Percentage of Deficit Spending School Districts	37.7%	18.1%	48.0%	48.7%	42.3%	57.2%	58.6%

Given economic conditions, school districts anticipate that their financial position will worsen in the coming year. Information submitted by school districts for FY 2016 Budgets, indicates the number of districts with deficits will increase to 499 or 58.6% of the total districts compared to FY 2015 Annual Financial Reports which reflected 490 or 57.2%. There are 171 districts that report their Annual Financial Report on the modified accrual basis of accounting. Most of these districts prepare their budgets on the cash basis of accounting. Therefore, their budgets do not reflect the modified accrual adjustments as their Annual Financial Reports do. One reason districts reflect improvement for FY 2011 and FY 2014 over the prior years is due to cash basis of accounting and districts receiving five mandated categorical payments.

School districts submit a deficit reduction plan if their budgets are not balanced and they do not have an adequate fund balance to sustain the deficit. An adequate fund balance is defined as an ending fund balance that is three times the deficit amount. For example, if a district incurred a deficit of \$100,000, it would be required to submit a deficit reduction plan if the ending fund balance was less than \$300,000.

Of the 499 districts that project that they will incur deficits in FY 2016, 49 school districts were required to submit a deficit reduction plan. ISBE staff will continue to monitor these school districts. Staff is reviewing to ensure that all school districts required to submit a deficit reduction plan have done so. After a thorough review, staff will report districts that meet the criteria for certification in financial difficulty.

Summary

School district administrators facing difficult economic times continue to make hard choices. They have chosen to reduce expenditures via reductions in force, to forgo supplies, delay facility repairs/maintenance, purchase buses, and to outsource operations. They have also increased cash balances by issuing debt or restructuring debt payments. Financial performance in the school districts has been impacted by the unavailability of debt, reduced State funding appropriations, delays in receipt of state funding and local revenues, EAV declines in non-tax capped school districts, and a decline in new EAV growth for tax capped school districts. Districts are now at a point where additional budget reductions are going to be very difficult to realize without impacting the education of students.

- Despite the difficult economic times, the direction of school districts' Financial Profile scores continues to move upward. There are more districts in Financial Recognition, 568 this year compared to 553 in 2015. There are also fewer districts in the lowest three categories of Financial Watch, Financial Early Warning and Financial Review.
- Districts continue to issue long-term debt to sustain day-to-day operations
- Although the data points indicate a positive trend, what they do not reflect is the lost opportunities for children in this state as a result reduced state funding for education.

2016 Financial Profile (Based upon 2015 Annual Financial Data)

Comparison between Districts' Original Score and Adjusted Score

(Scores were adjusted for delayed payment of Mandated Categoricals)

Financial Profile Scores

Comparison between the Original Score and the Adjusted Score

<u>RCDT</u>	<u>District</u>	<u>Acct Basis</u>	<u>Original Score</u>	<u>Original Designation</u>	<u>Adjusted Score</u>	<u>Adjusted Designation</u>
33048276026	Abingdon-Avon CUSD 276	Cash	4.00	Recognition	4.00	Recognition
01009262026	A-C Central CUSD 262	Cash	3.55	Recognition	3.55	Recognition
19022004002	Addison SD 4	Accrual	4.00	Recognition	4.00	Recognition
34049125013	Adlai E Stevenson HSD 125	Cash	4.00	Recognition	4.00	Recognition
21028091004	Akin CCSD 91	Cash	4.00	Recognition	4.00	Recognition
13014063002	Albers SD 63	Cash	4.00	Recognition	4.00	Recognition
44063019024	Alden Hebron SD 19	Cash	4.00	Recognition	4.00	Recognition
20093017024	Allendale CCSD 17	Cash	2.30	Watch	2.75	Early Warning *
35050065004	Allen-Otter Creek CCSD 65	Cash	3.65	Recognition	4.00	Recognition
07016126002	Alsip-Hazlgrn-Oaklwn SD 126	Cash	4.00	Recognition	4.00	Recognition
03025010026	Altamont CUSD 10	Cash	3.60	Recognition	3.60	Recognition
41057011026	Alton CUSD 11	Cash	1.75	Watch	2.20	Watch
28037225026	AlWood CUSD 225	Cash	3.45	Review	3.45	Review
47052272026	Amboy CUSD 272	Cash	3.65	Recognition	3.65	Recognition
30091037004	Anna CCSD 37	Cash	3.55	Recognition	3.90	Recognition
30091081016	Anna Jonesboro CHSD 81	Cash	3.90	Recognition	3.90	Recognition
28037226026	Annawan CUSD 226	Cash	3.65	Recognition	3.65	Recognition
34049034004	Antioch CCSD 34	Cash	3.65	Recognition	3.65	Recognition
34049102004	Aptakisic-Tripp CCSD 102	Accrual	3.65	Recognition	3.65	Recognition
07016145002	Arbor Park SD 145	Cash	3.35	Review	3.35	Review
11021306026	Arcola CUSD 306	Cash	3.65	Recognition	3.65	Recognition

* **Indicates those school districts with a change in designation category due to the adjustment of late mandated categorical payments.**
Note: Whiteside School District did not submit an FY15 AFR and is placed in the Financial Watch category.

<u>RCDT</u>	<u>District</u>	<u>Acct Basis</u>	<u>Original Score</u>	<u>Original Designation</u>	<u>Adjusted Score</u>	<u>Adjusted Designation</u>
39055001026	Argenta-Oreana CUSD 1	Cash	3.45	Review	3.45	Review
07016217016	Argo CHSD 217	Accrual	3.90	Recognition	3.90	Recognition
05016025002	Arlington Heights SD 25	Accrual	3.65	Recognition	3.65	Recognition
54092225017	Armstrong Twp HSD 225	Cash	4.00	Recognition	4.00	Recognition
54092061003	Armstrong-Ellis Cons SD 61	Cash	1.80	Watch	1.80	Watch
11021305026	Arthur CUSD 305	Cash	3.10	Review	3.10	Review
13095015004	Ashley CCSD 15	Cash	3.45	Review	3.45	Review
47052275026	Ashton-Franklin Center CUSD 275	Cash	4.00	Recognition	4.00	Recognition
26029001026	Astoria CUSD 1	Cash	3.90	Recognition	3.90	Recognition
51065213026	Athens CUSD 213	Cash	3.45	Review	3.80	Recognition *
07016125002	Atwood Heights SD 125	Cash	3.35	Review	3.35	Review
51084010026	Auburn CUSD 10	Cash	3.45	Review	3.45	Review
31045131022	Aurora East USD 131	Accrual	3.35	Review	3.35	Review
31045129022	Aurora West USD 129	Accrual	2.65	Early Warning	2.65	Early Warning
13014021002	Aviston SD 21	Cash	3.45	Review	3.45	Review
05016037002	Avoca SD 37	Accrual	3.65	Recognition	3.65	Recognition
51084005026	Ball Chatham CUSD 5	Cash	3.25	Review	3.25	Review
34049106002	Bannockburn SD 106	Accrual	4.00	Recognition	4.00	Recognition
34049220026	Barrington CUSD 220	Accrual	3.90	Recognition	3.90	Recognition
13014057002	Bartelso SD 57	Cash	3.65	Recognition	3.65	Recognition
48072066002	Bartonville SD 66	Cash	4.00	Recognition	4.00	Recognition
31045101022	Batavia USD 101	Accrual	3.00	Early Warning	3.00	Early Warning
34049003004	Beach Park CCSD 3	Cash	3.00	Early Warning	3.35	Review *
01009015026	Beardstown CUSD 15	Cash	3.80	Recognition	3.80	Recognition

* Indicates those school districts with a change in designation category due to the adjustment of late mandated categorical payments.
Note: Whiteside School District did not submit an FY15 AFR and is placed in the Financial Watch category.

<u>RCDT</u>	<u>District</u>	<u>Acct Basis</u>	<u>Original Score</u>	<u>Original Designation</u>	<u>Adjusted Score</u>	<u>Adjusted Designation</u>
03025020026	Beecher City CUSD 20	Cash	3.65	Recognition	3.65	Recognition
56099200U26	Beecher CUSD 200U	Cash	3.80	Recognition	3.80	Recognition
50082119002	Belle Valley SD 119	Cash	3.35	Review	3.35	Review
50082118002	Belleville SD 118	Cash	3.00	Early Warning	3.00	Early Warning
50082201017	Belleville Twp HSD 201	Cash	2.10	Watch	2.55	Watch
06016088002	Bellwood SD 88	Cash	3.15	Review	3.15	Review
04004100026	Belvidere CUSD 100	Cash	3.80	Recognition	3.80	Recognition
39074005026	Bement CUSD 5	Cash	3.10	Review	3.10	Review
19022025002	Benjamin SD 25	Cash	3.55	Recognition	3.90	Recognition
19022002002	Bensenville SD 2	Cash	3.35	Review	3.35	Review
21028047004	Benton CCSD 47	Cash	2.80	Early Warning	2.80	Early Warning
21028103013	Benton Cons HSD 103	Cash	3.90	Recognition	3.90	Recognition
06016087002	Berkeley SD 87	Accrual	3.45	Review	3.45	Review
06016098002	Berwyn North SD 98	Accrual	3.65	Recognition	3.65	Recognition
06016100002	Berwyn South SD 100	Accrual	2.80	Early Warning	2.80	Early Warning
41057008026	Bethalto CUSD 8	Cash	3.25	Review	3.25	Review
13041082002	Bethel SD 82	Cash	4.00	Recognition	4.00	Recognition
34049038002	Big Hollow SD 38	Cash	2.35	Watch	2.35	Watch
54092001026	Bismarck Henning CUSD	Cash	3.00	Early Warning	3.00	Early Warning
07016206017	Bloom Twp HSD 206	Cash	3.55	Recognition	3.55	Recognition
19022013002	Bloomington SD 13	Cash	4.00	Recognition	4.00	Recognition
17064087025	Bloomington SD 87	Cash	3.55	Recognition	3.90	Recognition
17020018026	Blue Ridge CUSD 18	Cash	3.80	Recognition	3.80	Recognition
13041114004	Bluford CCSD 114	Cash	3.00	Early Warning	3.00	Early Warning

* *Indicates those school districts with a change in designation category due to the adjustment of late mandated categorical payments.
Note: Whiteside School District did not submit an FY15 AFR and is placed in the Financial Watch category.*

<u>RCDT</u>	<u>District</u>	<u>Acct Basis</u>	<u>Original Score</u>	<u>Original Designation</u>	<u>Adjusted Score</u>	<u>Adjusted Designation</u>
03003002026	Bond County CUSD 2	Cash	2.90	Early Warning	2.90	Early Warning
32046053002	Bourbonnais SD 53	Accrual	3.45	Review	3.45	Review
24032075002	Braceville SD 75	Cash	2.40	Watch	2.75	Early Warning *
28088001026	Bradford CUSD 1	Cash	3.90	Recognition	4.00	Recognition
32046307016	Bradley Bourbonnais CHSD 307	Cash	3.90	Recognition	3.90	Recognition
32046061002	Bradley SD 61	Cash	3.55	Recognition	3.55	Recognition
13014012004	Breese ESD 12	Cash	2.30	Watch	2.30	Watch
07016228016	Bremen CHSD 228	Cash	3.55	Recognition	3.55	Recognition
48072309026	Brimfield CUSD 309	Cash	3.70	Recognition	3.70	Recognition
06016095002	Brookfield Lagrange Park SD 95	Accrual	3.45	Review	3.45	Review
50082188022	Brooklyn UD 188	Cash	2.45	Watch	2.45	Watch
07016167002	Brookwood SD 167	Cash	3.35	Review	3.35	Review
01005001026	Brown County CUSD 1	Cash	3.45	Review	3.45	Review
03026201026	Brownstown CUSD 201	Cash	3.80	Recognition	3.80	Recognition
40007042026	Brussels CUSD 42	Cash	3.55	Recognition	3.55	Recognition
21044043003	Buncombe Cons SD 43	Cash	3.10	Review	3.45	Review
40056008026	Bunker Hill CUSD 8	Cash	3.55	Recognition	3.90	Recognition
07016111002	Burbank SD 111	Cash	4.00	Recognition	4.00	Recognition
28006340026	Bureau Valley CUSD 340	Cash	3.10	Review	3.10	Review
07016154502	Burnham SD 154-5	Cash	2.75	Early Warning	2.75	Early Warning
26062170026	Bushnell Prairie City CUSD 170	Cash	3.90	Recognition	3.90	Recognition
19022053002	Butler SD 53	Cash	4.00	Recognition	4.00	Recognition
47071226026	Byron CUSD 226	Cash	3.55	Recognition	3.55	Recognition
50082187026	Cahokia CUSD 187	Accrual	3.15	Review	3.15	Review

* Indicates those school districts with a change in designation category due to the adjustment of late mandated categorical payments.
Note: Whiteside School District did not submit an FY15 AFR and is placed in the Financial Watch category.

<u>RCDT</u>	<u>District</u>	<u>Acct Basis</u>	<u>Original Score</u>	<u>Original Designation</u>	<u>Adjusted Score</u>	<u>Adjusted Designation</u>
30002001022	Cairo USD 1	Cash	3.55	Recognition	3.55	Recognition
40007040026	Calhoun CUSD 40	Cash	2.00	Watch	2.45	Watch
07016155002	Calumet City SD 155	Cash	3.25	Review	3.25	Review
07016132002	Calumet Public SD 132	Cash	3.80	Recognition	3.80	Recognition
28037227026	Cambridge CUSD 227	Cash	3.90	Recognition	3.90	Recognition
26029066025	Canton Union SD 66	Cash	4.00	Recognition	4.00	Recognition
49081036002	Carbon Cliff-Barstow SD 36	Cash	3.00	Early Warning	3.35	Review *
30039165016	Carbondale CHSD 165	Cash	3.55	Recognition	3.55	Recognition
30039095002	Carbondale ESD 95	Cash	3.90	Recognition	3.90	Recognition
40056001026	Carlinville CUSD 1	Cash	3.55	Recognition	3.55	Recognition
13014001026	Carlyle CUSD 1	Cash	3.65	Recognition	3.65	Recognition
20097005026	Carmi-White County CUSD 5	Cash	3.45	Review	3.45	Review
20083002026	Carrier Mills-Stonefort CUSD 2	Cash	3.55	Recognition	3.90	Recognition
40031001026	Carrollton CUSD 1	Cash	3.55	Recognition	3.55	Recognition
21100005026	Cartersville CUSD 5	Cash	3.25	Review	3.25	Review
26034317004	Carthage ESD 317	Cash	3.65	Recognition	3.65	Recognition
44063026004	Cary CCSD 26	Accrual	3.70	Recognition	3.70	Recognition
11012004C26	Casey-Westfield CUSD 4C	Cash	2.90	Early Warning	2.90	Early Warning
19022063002	Cass SD 63	Cash	3.35	Review	3.45	Review
54092005026	Catlin CUSD 5	Cash	3.55	Recognition	3.90	Recognition
07016146004	CCSD 146	Accrual	3.80	Recognition	3.80	Recognition
07016168004	CCSD 168	Cash	3.65	Recognition	3.65	Recognition
19022180004	CCSD 180	Cash	4.00	Recognition	4.00	Recognition
30073204004	CCSD 204	Cash	3.90	Recognition	3.90	Recognition

* Indicates those school districts with a change in designation category due to the adjustment of late mandated categorical payments.
Note: Whiteside School District did not submit an FY15 AFR and is placed in the Financial Watch category.

<u>RCDT</u>	<u>District</u>	<u>Acct Basis</u>	<u>Original Score</u>	<u>Original Designation</u>	<u>Adjusted Score</u>	<u>Adjusted Designation</u>
05016062004	CCSD 62	Accrual	3.70	Recognition	3.70	Recognition
19022089004	CCSD 89	Accrual	3.90	Recognition	3.90	Recognition
19022093004	CCSD 93	Accrual	3.90	Recognition	3.90	Recognition
19022066002	Center Cass SD 66	Cash	3.65	Recognition	4.00	Recognition
11087021026	Central A & M CUD 21	Cash	3.55	Recognition	3.55	Recognition
13014071016	Central CHSD 71	Cash	3.65	Recognition	3.65	Recognition
13058133002	Central City SD 133	Cash	3.35	Review	3.35	Review
01001003026	Central CUSD 3	Cash	3.55	Recognition	3.55	Recognition
31045301026	Central CUSD 301	Cash	3.80	Recognition	3.80	Recognition
32038004026	Central CUSD 4	Cash	3.35	Review	3.35	Review
50082104002	Central SD 104	Cash	3.70	Recognition	3.70	Recognition
53090051002	Central SD 51	Cash	3.45	Review	3.45	Review
07016110002	Central Stickney SD 110	Cash	4.00	Recognition	4.00	Recognition
13058200017	Centralia HSD 200	Cash	2.45	Watch	2.80	Early Warning *
13058135002	Centralia SD 135	Cash	3.45	Review	3.45	Review
30077100026	Century CUSD 100	Cash	3.45	Review	3.45	Review
39074100026	Cerro Gordo CUSD 100	Cash	3.80	Recognition	3.90	Recognition
08008399026	Chadwick-Milledgeville CUSD 399	Cash	3.90	Recognition	3.90	Recognition
09010004026	Champaign CUSD 4	Accrual	3.90	Recognition	3.90	Recognition
56099088002	Chaney-Monge SD 88	Cash	3.45	Review	3.45	Review
56099017002	Channahon SD 17	Accrual	3.65	Recognition	3.65	Recognition
11015001026	Charleston CUSD 1	Cash	2.75	Early Warning	3.10	Review *
28006092002	Cherry SD 92	Cash	2.20	Watch	2.20	Watch
45079139026	Chester CUSD 139	Cash	2.55	Watch	2.55	Watch

* Indicates those school districts with a change in designation category due to the adjustment of late mandated categorical payments.
Note: Whiteside School District did not submit an FY15 AFR and is placed in the Financial Watch category.

<u>RCDT</u>	<u>District</u>	<u>Acct Basis</u>	<u>Original Score</u>	<u>Original Designation</u>	<u>Adjusted Score</u>	<u>Adjusted Designation</u>
45079122019	Chester N HSD 122	Cash	3.35	Review	3.35	Review
17054061004	Chester-East Lincoln CCSD 61	Cash	3.80	Recognition	3.80	Recognition
07016170002	Chicago Heights SD 170	Cash	3.65	Recognition	3.65	Recognition
07016127502	Chicago Ridge SD 127-5	Cash	3.80	Recognition	3.80	Recognition
21028099026	Christopher USD 99	Cash	3.25	Review	3.25	Review
34049117016	CHSD 117	Cash	4.00	Recognition	4.00	Recognition
34049128016	CHSD 128	Accrual	4.00	Recognition	4.00	Recognition
44063155016	CHSD 155	Accrual	4.00	Recognition	4.00	Recognition
07016218016	CHSD 218	Accrual	3.55	Recognition	3.55	Recognition
19022094016	CHSD 94	Cash	3.65	Recognition	3.65	Recognition
19022099016	CHSD 99	Accrual	2.85	Early Warning	2.85	Early Warning
06016099002	Cicero SD 99	Cash	3.70	Recognition	3.70	Recognition
32038006026	Cissna Park CUSD 6	Cash	3.65	Recognition	4.00	Recognition
15016299025	City of Chicago SD 299	Accrual	2.10	Watch	2.10	Watch
12013010026	Clay City CUSD 10	Cash	3.80	Recognition	3.80	Recognition
17020015026	Clinton CUSD 15	Cash	3.90	Recognition	3.90	Recognition
24032001026	Coal City CUSD 1	Cash	3.90	Recognition	3.90	Recognition
30091017022	Cobden SUD 17	Cash	3.90	Recognition	3.90	Recognition
41057010026	Collinsville CUSD 10	Cash	3.55	Recognition	3.90	Recognition
28037190002	Colona SD 190	Cash	3.55	Recognition	3.90	Recognition
45067004026	Columbia CUSD 4	Cash	3.80	Recognition	3.80	Recognition
05016059004	Comm Cons SD 59	Accrual	4.00	Recognition	4.00	Recognition
07016230013	Cons HSD 230	Cash	4.00	Recognition	4.00	Recognition
07016130002	Cook County SD 130	Cash	3.45	Review	3.45	Review

* *Indicates those school districts with a change in designation category due to the adjustment of late mandated categorical payments.
Note: Whiteside School District did not submit an FY15 AFR and is placed in the Financial Watch category.*

<u>RCDT</u>	<u>District</u>	<u>Acct Basis</u>	<u>Original Score</u>	<u>Original Designation</u>	<u>Adjusted Score</u>	<u>Adjusted Designation</u>
17053426004	Cornell CCSD 426	Cash	3.80	Recognition	3.80	Recognition
45079001022	Coulterville USD 1	Cash	3.90	Recognition	3.90	Recognition
07016160002	Country Club Hills SD 160	Cash	3.25	Review	3.25	Review
30091043004	County of Union Sch Dist No43	Cash	3.80	Recognition	3.80	Recognition
04101320026	County of Winnebago SD 320	Cash	3.45	Review	3.80	Recognition *
53102122017	County of Woodford School	Cash	4.00	Recognition	4.00	Recognition
11087003A26	Cowden-Herrick CUSD 3A	Cash	3.90	Recognition	3.90	Recognition
21100003026	Crab Orchard CUSD 3	Cash	2.90	Early Warning	2.90	Early Warning
32038249026	Crescent Iroquois CUSD 249	Cash	3.20	Review	3.55	Recognition *
47071161004	Creston CCSD 161	Cash	3.10	Review	3.10	Review
56099201U26	Crete Monee CUSD 201U	Accrual	3.25	Review	3.35	Review
53090076002	Creve Coeur SD 76	Cash	3.55	Recognition	3.55	Recognition
44063047004	Crystal Lake CCSD 47	Accrual	3.90	Recognition	3.90	Recognition
11018077026	Cumberland CUSD 77	Cash	3.45	Review	3.45	Review
19022200026	CUSD 200	Accrual	3.80	Recognition	3.80	Recognition
19022201026	CUSD 201	Accrual	4.00	Recognition	4.00	Recognition
26029003026	CUSD 3 Fulton County	Cash	3.80	Recognition	3.90	Recognition
31045300026	CUSD 300	Accrual	3.60	Recognition	3.60	Recognition
24047308026	CUSD 308	Accrual	2.90	Early Warning	2.90	Early Warning
01001004026	CUSD 4	Cash	3.00	Early Warning	3.10	Review *
21044064002	Cypress SD 64	Cash	3.55	Recognition	3.65	Recognition
08089201026	Dakota CUSD 201	Cash	3.45	Review	3.55	Recognition *
26034327004	Dallas ESD 327	Cash	3.55	Recognition	3.55	Recognition
28006098002	Dalzell SD 98	Cash	3.55	Recognition	3.55	Recognition

* Indicates those school districts with a change in designation category due to the adjustment of late mandated categorical payments.
Note: Whiteside School District did not submit an FY15 AFR and is placed in the Financial Watch category.

<u>RCDT</u>	<u>District</u>	<u>Acct Basis</u>	<u>Original Score</u>	<u>Original Designation</u>	<u>Adjusted Score</u>	<u>Adjusted Designation</u>
13014062002	Damiansville SD 62	Cash	2.80	Early Warning	2.80	Early Warning
54092118024	Danville CCSD 118	Accrual	3.70	Recognition	3.70	Recognition
19022061002	Darien SD 61	Accrual	4.00	Recognition	4.00	Recognition
39055061025	Decatur SD 61	Cash	3.25	Review	3.25	Review
53090701026	Deer Creek-Mackinaw CUSD 701	Cash	3.45	Review	3.45	Review
35050082004	Deer Park CCSD 82	Cash	3.55	Recognition	3.55	Recognition
34049109002	Deerfield SD 109	Accrual	4.00	Recognition	4.00	Recognition
16019428026	DeKalb CUSD 428	Accrual	3.35	Review	3.35	Review
39074057026	Deland-Weldon CUSD 57	Cash	3.45	Review	3.45	Review
53090703026	Delavan CUSD 703	Cash	3.65	Recognition	3.65	Recognition
28006103022	DePue USD 103	Accrual	3.10	Review	3.10	Review
30039086003	DeSoto Cons SD 86	Cash	3.15	Review	3.15	Review
34049076002	Diamond Lake SD 76	Cash	4.00	Recognition	4.00	Recognition
03025030026	Dieterich CUSD 30	Cash	3.55	Recognition	3.55	Recognition
35050175004	Dimmick CCSD 175	Accrual	3.90	Recognition	3.90	Recognition
53090050002	District 50 Schools	Cash	3.65	Recognition	3.65	Recognition
47052170022	Dixon USD 170	Accrual	3.55	Recognition	3.55	Recognition
13041007004	Dodds CCSD 7	Cash	3.55	Recognition	3.55	Recognition
07016148002	Dolton SD 148	Cash	3.35	Review	3.35	Review
07016149002	Dolton SD 149	Accrual	2.80	Early Warning	2.80	Early Warning
30091066022	Dongola USD 66	Cash	2.30	Watch	2.75	Early Warning *
32038003026	Donovan CUSD 3	Cash	3.65	Recognition	4.00	Recognition
19022058002	Downers Grove GSD 58	Accrual	3.90	Recognition	3.90	Recognition
48072323026	Dunlap CUSD 323	Cash	3.80	Recognition	3.80	Recognition

* Indicates those school districts with a change in designation category due to the adjustment of late mandated categorical payments.
Note: Whiteside School District did not submit an FY15 AFR and is placed in the Financial Watch category.

<u>RCDT</u>	<u>District</u>	<u>Acct Basis</u>	<u>Original Score</u>	<u>Original Designation</u>	<u>Adjusted Score</u>	<u>Adjusted Designation</u>
19022088016	DuPage HSD 88	Accrual	3.80	Recognition	3.80	Recognition
50082196026	Dupo CUSD 196	Cash	3.60	Recognition	3.60	Recognition
30073300026	Duquoin CUSD 300	Cash	2.45	Watch	2.45	Watch
04101322026	Durand CUSD 322	Cash	3.65	Recognition	3.65	Recognition
17053232002	Dwight Common SD 232	Cash	3.55	Recognition	3.55	Recognition
17053230017	Dwight Twp HSD 230	Cash	4.00	Recognition	4.00	Recognition
35050009026	Earlville CUSD 9	Cash	3.80	Recognition	3.80	Recognition
41057013002	East Alton SD 13	Cash	2.10	Watch	2.10	Watch
41057014016	East Alton-Wood River CHSD 14	Accrual	3.20	Review	3.20	Review
47098020002	East Coloma - Nelson CESD 20	Cash	3.55	Recognition	3.55	Recognition
08043119022	East Dubuque USD 119	Cash	4.00	Recognition	4.00	Recognition
05016063002	East Maine SD 63	Accrual	4.00	Recognition	4.00	Recognition
49081037002	East Moline SD 37	Cash	3.35	Review	3.35	Review
53090309016	East Peoria CHSD 309	Cash	3.55	Recognition	3.55	Recognition
53090086002	East Peoria SD 86	Cash	3.45	Review	3.80	Recognition *
05016073002	East Prairie SD 73	Cash	3.65	Recognition	3.65	Recognition
50082189022	East St Louis SD 189	Accrual	3.60	Recognition	3.60	Recognition
08008308026	Eastland CUSD 308	Cash	3.90	Recognition	3.90	Recognition
11023006026	Edgar County CUD 6	Cash	3.45	Review	3.45	Review
03011004026	Edinburg CUSD 4	Cash	4.00	Recognition	4.00	Recognition
20024001026	Edwards County CUSD 1	Cash	3.45	Review	3.45	Review
41057007026	Edwardsville CUSD 7	Accrual	2.00	Watch	2.10	Watch
03025040026	Effingham CUSD 40	Cash	3.65	Recognition	3.65	Recognition
30002005026	Egyptian CUSD 5	Cash	4.00	Recognition	4.00	Recognition

* **Indicates those school districts with a change in designation category due to the adjustment of late mandated categorical payments.**
Note: Whiteside School District did not submit an FY15 AFR and is placed in the Financial Watch category.

<u>RCDT</u>	<u>District</u>	<u>Acct Basis</u>	<u>Original Score</u>	<u>Original Designation</u>	<u>Adjusted Score</u>	<u>Adjusted Designation</u>
53102011026	El Paso-Gridley CUSD 11	Cash	3.10	Review	3.10	Review
20083004026	Eldorado CUSD 4	Cash	3.35	Review	3.35	Review
19022205026	Elmhurst SD 205	Accrual	3.80	Recognition	3.80	Recognition
48072322026	Elmwood CUSD 322	Cash	3.80	Recognition	3.80	Recognition
06016401026	Elmwood Park CUSD 401	Accrual	3.80	Recognition	3.80	Recognition
30039196026	Elverado CUSD 196	Cash	2.90	Early Warning	3.00	Early Warning
56099203004	Elwood CCSD 203	Cash	3.65	Recognition	3.65	Recognition
34049033002	Emmons SD 33	Cash	3.35	Review	3.35	Review
47098001026	Erie CUSD 1	Cash	3.65	Recognition	3.65	Recognition
07016159002	ESD 159	Cash	3.70	Recognition	3.70	Recognition
47071269004	Eswood CCSD 269	Cash	3.65	Recognition	3.65	Recognition
53102140026	Eureka CUD 140	Cash	3.65	Recognition	3.65	Recognition
05016065004	Evanston CCSD 65	Cash	3.00	Early Warning	3.35	Review *
05016202017	Evanston Twp HSD 202	Accrual	3.90	Recognition	3.90	Recognition
07016231016	Evergreen Park CHSD 231	Cash	4.00	Recognition	4.00	Recognition
07016124002	Evergreen Park ESD 124	Accrual	3.10	Review	3.10	Review
21028115004	Ewing Northern CCSD 115	Cash	3.55	Recognition	3.55	Recognition
20096225016	Fairfield Comm H S Dist 225	Cash	3.55	Recognition	3.55	Recognition
20096112004	Fairfield PSD 112	Cash	3.35	Review	3.35	Review
56099089002	Fairmont SD 89	Cash	3.90	Recognition	3.90	Recognition
05016072002	Fairview SD 72	Cash	4.00	Recognition	4.00	Recognition
48072265026	Farmington Central CUSD 265	Cash	3.65	Recognition	4.00	Recognition
13041099004	Farrington CCSD 99	Cash	3.20	Review	3.55	Recognition *
19022100016	Fenton CHSD 100	Cash	3.65	Recognition	3.65	Recognition

* Indicates those school districts with a change in designation category due to the adjustment of late mandated categorical payments.
Note: Whiteside School District did not submit an FY15 AFR and is placed in the Financial Watch category.

<u>RCDT</u>	<u>District</u>	<u>Acct Basis</u>	<u>Original Score</u>	<u>Original Designation</u>	<u>Adjusted Score</u>	<u>Adjusted Designation</u>
13041003004	Field CCSD 3	Cash	3.55	Recognition	3.65	Recognition
53102006026	Fieldcrest CUSD 6	Cash	3.45	Review	3.45	Review
09010001026	Fisher CUSD 1	Cash	3.35	Review	3.35	Review
17053074027	Flanagan-Cornell Dist 74	Cash	3.10	Review	3.55	Recognition *
12013035026	Flora CUSD 35	Cash	3.70	Recognition	3.70	Recognition
07016161002	Flossmoor SD 161	Cash	3.55	Recognition	3.55	Recognition
07016169002	Ford Heights SD 169	Cash	3.35	Review	3.35	Review
06016091002	Forest Park SD 91	Cash	3.65	Recognition	3.65	Recognition
07016142002	Forest Ridge SD 142	Cash	3.45	Review	3.45	Review
47071221026	Forrestville Valley CUSD 221	Cash	3.90	Recognition	3.90	Recognition
34049114002	Fox Lake GSD 114	Cash	3.35	Review	3.35	Review
44063003003	Fox River Grove Cons SD 3	Cash	3.90	Recognition	3.90	Recognition
56099157C04	Frankfort CCSD 157C	Accrual	3.90	Recognition	3.90	Recognition
21028168026	Frankfort CUSD 168	Cash	2.30	Watch	2.30	Watch
01069001026	Franklin CUSD 1	Cash	3.65	Recognition	3.65	Recognition
06016084002	Franklin Park SD 84	Cash	3.55	Recognition	3.55	Recognition
50082070004	Freeburg CCSD 70	Cash	3.65	Recognition	3.65	Recognition
50082077016	Freeburg CHSD 77	Cash	3.10	Review	3.10	Review
08089145022	Freeport SD 145	Accrual	3.00	Early Warning	3.00	Early Warning
34049079002	Fremont SD 79	Accrual	3.90	Recognition	3.90	Recognition
20083001026	Galatia CUSD 1	Cash	3.55	Recognition	3.55	Recognition
08043120022	Galena USD 120	Cash	3.90	Recognition	3.90	Recognition
33048205026	Galesburg CUSD 205	Accrual	3.25	Review	3.25	Review
20030007026	Gallatin CUSD 7	Cash	3.90	Recognition	3.90	Recognition

* *Indicates those school districts with a change in designation category due to the adjustment of late mandated categorical payments.
Note: Whiteside School District did not submit an FY15 AFR and is placed in the Financial Watch category.*

<u>RCDT</u>	<u>District</u>	<u>Acct Basis</u>	<u>Original Score</u>	<u>Original Designation</u>	<u>Adjusted Score</u>	<u>Adjusted Designation</u>
28037224026	Galva CUSD 224	Cash	4.00	Recognition	4.00	Recognition
24032072C04	Gardner CCSD 72C	Cash	3.65	Recognition	3.65	Recognition
24032073017	Gardner S Wilmington Twp HSD 73	Cash	3.65	Recognition	3.65	Recognition
34049037002	Gavin SD 37	Cash	3.45	Review	3.45	Review
20096014004	Geff CCSD 14	Cash	3.65	Recognition	3.65	Recognition
07016133002	Gen George Patton SD 133	Cash	3.70	Recognition	3.70	Recognition
28037228026	Geneseo CUSD 228	Cash	3.55	Recognition	3.65	Recognition
31045304026	Geneva CUSD 304	Accrual	3.70	Recognition	3.70	Recognition
16019424026	Genoa Kingston CUSD 424	Cash	3.65	Recognition	3.65	Recognition
54092004026	Georgetown-Ridge Farm CUD 4	Cash	2.75	Early Warning	3.10	Review *
53102069002	Germantown Hills SD 69	Cash	3.65	Recognition	3.65	Recognition
13014060002	Germantown SD 60	Cash	3.65	Recognition	3.65	Recognition
30039130004	Giant City CCSD 130	Cash	3.45	Review	3.80	Recognition *
09027005026	Gibson City-Melvin-Sibley CUSD 5	Cash	3.90	Recognition	3.90	Recognition
09010188004	Gifford CCSD 188	Cash	3.55	Recognition	3.55	Recognition
40056007026	Gillespie CUSD 7	Cash	2.90	Early Warning	2.90	Early Warning
19022041002	Glen Ellyn SD 41	Accrual	3.65	Recognition	3.65	Recognition
19022087017	Glenbard Twp HSD 87	Cash	4.00	Recognition	4.00	Recognition
05016035002	Glencoe SD 35	Accrual	3.90	Recognition	3.90	Recognition
05016034004	Glenview CCSD 34	Cash	4.00	Recognition	4.00	Recognition
05016067002	Golf ESD 67	Cash	3.80	Recognition	3.80	Recognition
21044001026	Goreville CUD 1	Cash	3.45	Review	3.45	Review
19022062002	Gower SD 62	Cash	4.00	Recognition	4.00	Recognition
13041006004	Grand Prairie CCSD 6	Cash	2.30	Watch	2.65	Early Warning *

* Indicates those school districts with a change in designation category due to the adjustment of late mandated categorical payments.
Note: Whiteside School District did not submit an FY15 AFR and is placed in the Financial Watch category.

<u>RCDT</u>	<u>District</u>	<u>Acct Basis</u>	<u>Original Score</u>	<u>Original Designation</u>	<u>Adjusted Score</u>	<u>Adjusted Designation</u>
35050095004	Grand Ridge CCSD 95	Cash	3.90	Recognition	3.90	Recognition
41057009026	Granite City CUSD 9	Cash	3.00	Early Warning	3.35	Review *
50082110004	Grant CCSD 110	Cash	2.30	Watch	3.00	Early Warning *
34049124016	Grant CHSD 124	Cash	3.55	Recognition	3.55	Recognition
32046006026	Grant Park CUSD 6	Cash	3.90	Recognition	3.90	Recognition
34049036002	Grass Lake SD 36	Cash	4.00	Recognition	4.00	Recognition
34049046004	Grayslake CCSD 46	Accrual	3.60	Recognition	3.70	Recognition
34049127016	Grayslake CHSD 127	Accrual	3.70	Recognition	3.70	Recognition
20097001026	Grayville CUSD 1	Cash	3.45	Review	3.45	Review
40031010026	Greenfield CUSD 10	Cash	3.55	Recognition	3.55	Recognition
51065200026	Greenview CUSD 200	Cash	4.00	Recognition	4.00	Recognition
01075004026	Griggsville-Perry CUSD 4	Cash	2.80	Early Warning	2.80	Early Warning
34049056002	Gurnee SD 56	Cash	3.35	Review	3.70	Recognition *
28006502017	Hall HSD 502	Cash	2.80	Early Warning	2.80	Early Warning
26034328024	Hamilton CCSD 328	Cash	2.75	Early Warning	3.10	Review *
20033010026	Hamilton Co CUSD 10	Cash	2.65	Early Warning	3.00	Early Warning
49081029002	Hampton SD 29	Cash	3.55	Recognition	3.55	Recognition
20035001026	Hardin County CUSD 1	Cash	2.65	Early Warning	3.10	Review *
04101122022	Harlem UD 122	Accrual	3.10	Review	3.10	Review
50082175002	Harmony Emge SD 175	Cash	2.90	Early Warning	2.90	Early Warning
20083003026	Harrisburg CUSD 3	Cash	2.55	Watch	2.90	Early Warning *
44063036002	Harrison SD 36	Cash	3.80	Recognition	3.80	Recognition
17054021026	Hartsburg Emden CUSD 21	Cash	4.00	Recognition	4.00	Recognition
44063050026	Harvard CUSD 50	Accrual	3.70	Recognition	3.70	Recognition

* Indicates those school districts with a change in designation category due to the adjustment of late mandated categorical payments.
Note: Whiteside School District did not submit an FY15 AFR and is placed in the Financial Watch category.

<u>RCDT</u>	<u>District</u>	<u>Acct Basis</u>	<u>Original Score</u>	<u>Original Designation</u>	<u>Adjusted Score</u>	<u>Adjusted Designation</u>
07016152002	Harvey SD 152	Cash	3.65	Recognition	3.65	Recognition
53060126026	Havana CUSD 126	Cash	3.55	Recognition	3.55	Recognition
34049073004	Hawthorn CCSD 73	Cash	3.55	Recognition	3.55	Recognition
07016152502	Hazel Crest SD 152-5	Cash	3.35	Review	3.35	Review
35059005026	Henry-Senachwine CUSD 5	Cash	4.00	Recognition	4.00	Recognition
09010008026	Heritage CUSD 8	Cash	3.45	Review	3.45	Review
21100004026	Herrin CUSD 4	Cash	2.45	Watch	2.45	Watch
32046002026	Herscher CUSD 2	Cash	3.55	Recognition	3.55	Recognition
17064004026	Heyworth CUSD 4	Cash	3.35	Review	3.35	Review
16019426026	Hiawatha CUSD 426	Cash	3.45	Review	3.45	Review
50082116002	High Mount SD 116	Cash	2.90	Early Warning	3.25	Review *
41057005026	Highland CUSD 5	Accrual	3.00	Early Warning	3.10	Review *
03068003026	Hillsboro CUSD 3	Accrual	3.00	Early Warning	3.00	Early Warning
06016093002	Hillside SD 93	Accrual	3.65	Recognition	3.65	Recognition
16019429026	Hinckley Big Rock CUSD 429	Cash	3.35	Review	3.35	Review
19022181004	Hinsdale CCSD 181	Accrual	3.80	Recognition	3.80	Recognition
19022086017	Hinsdale Twp HSD 86	Accrual	3.30	Review	3.30	Review
48072328003	Hollis Cons SD 328	Cash	4.00	Recognition	4.00	Recognition
56099033C04	Homer CCSD 33C	Cash	3.55	Recognition	3.55	Recognition
07016233016	Homewood Flossmoor CHSD 233	Cash	3.35	Review	3.35	Review
07016153002	Homewood SD 153	Cash	3.25	Review	3.25	Review
04101207016	Hononegah CHD 207	Cash	3.55	Recognition	3.55	Recognition
54092011026	Hoopeston Area CUSD 11	Cash	3.65	Recognition	3.65	Recognition
07016157002	Hoover-Schrum Memorial SD 157	Cash	3.25	Review	3.25	Review

* **Indicates those school districts with a change in designation category due to the adjustment of late mandated categorical payments.**
Note: Whiteside School District did not submit an FY15 AFR and is placed in the Financial Watch category.

<u>RCDT</u>	<u>District</u>	<u>Acct Basis</u>	<u>Original Score</u>	<u>Original Designation</u>	<u>Adjusted Score</u>	<u>Adjusted Designation</u>
13095029003	Hoyleton Cons SD 29	Cash	3.65	Recognition	4.00	Recognition
44063158022	Huntley Comm Sch Dist 158	Accrual	3.70	Recognition	3.80	Recognition
12017001026	Hutsonville CUSD 1	Cash	3.45	Review	3.45	Review
48072321026	Il Valley Central USD 321	Cash	3.90	Recognition	3.90	Recognition
48072327026	Illini Bluffs CUSD 327	Cash	3.55	Recognition	3.55	Recognition
53060189026	Illini Central CUSD 189	Cash	3.90	Recognition	3.90	Recognition
26034307016	Illini West H S Dist 307	Cash	3.65	Recognition	4.00	Recognition
13041008004	Ina CCSD 8	Cash	2.75	Early Warning	2.85	Early Warning
16019425026	Indian Creek CUSD 425	Cash	4.00	Recognition	4.00	Recognition
19022204026	Indian Prairie CUSD 204	Accrual	3.80	Recognition	3.80	Recognition
07016109002	Indian Springs SD 109	Accrual	3.55	Recognition	3.55	Recognition
32038009026	Iroquois County CUSD 9	Cash	3.65	Recognition	3.65	Recognition
32038010026	Iroquois West CUSD 10	Cash	3.65	Recognition	3.65	Recognition
13095011004	Irvington CCSD 11	Cash	3.90	Recognition	3.90	Recognition
19022010002	Itasca SD 10	Cash	3.55	Recognition	3.55	Recognition
13058007004	Iuka CCSD 7	Cash	3.55	Recognition	3.55	Recognition
06016201017	J S Morton HSD 201	Accrual	3.80	Recognition	3.80	Recognition
01069117022	Jacksonville SD 117	Cash	4.00	Recognition	4.00	Recognition
54092012026	Jamaica CUSD 12	Cash	3.55	Recognition	3.90	Recognition
20096017004	Jasper CCSD 17	Cash	3.35	Review	3.35	Review
12040001026	Jasper County CUD 1	Cash	2.65	Early Warning	3.00	Early Warning
40042100026	Jersey CUSD 100	Cash	3.00	Early Warning	3.35	Review *
44063012026	Johnsburg CUSD 12	Accrual	2.00	Watch	2.00	Watch
21100001026	Johnston City CUSD 1	Cash	3.15	Review	3.15	Review

* Indicates those school districts with a change in designation category due to the adjustment of late mandated categorical payments.
Note: Whiteside School District did not submit an FY15 AFR and is placed in the Financial Watch category.

<u>RCDT</u>	<u>District</u>	<u>Acct Basis</u>	<u>Original Score</u>	<u>Original Designation</u>	<u>Adjusted Score</u>	<u>Adjusted Designation</u>
56099086005	Joliet PSD 86	Accrual	3.60	Recognition	3.60	Recognition
56099204017	Joliet Twp HSD 204	Accrual	3.80	Recognition	3.80	Recognition
21061038026	Joppa-Maple Grove UD 38	Cash	4.00	Recognition	4.00	Recognition
31045302026	Kaneland CUSD 302	Accrual	3.35	Review	3.35	Review
32046111025	Kankakee SD 111	Cash	3.00	Early Warning	3.00	Early Warning
11023003026	Kansas CUSD 3	Cash	3.45	Review	3.45	Review
19022020002	Keeneyville SD 20	Accrual	4.00	Recognition	4.00	Recognition
13058002003	Kell Cons SD 2	Cash	3.55	Recognition	3.65	Recognition
05016038002	Kenilworth SD 38	Cash	3.90	Recognition	3.90	Recognition
28037229026	Kewanee CUSD 229	Cash	3.90	Recognition	3.90	Recognition
34049096004	Kildeer Countryside CCSD 96	Cash	4.00	Recognition	4.00	Recognition
47071144003	Kings Cons SD 144	Cash	3.90	Recognition	3.90	Recognition
04101131004	Kinnikinnick CCSD 131	Cash	3.65	Recognition	4.00	Recognition
07016140002	Kirby SD 140	Accrual	3.65	Recognition	3.65	Recognition
33048202026	Knoxville CUSD 202	Cash	3.35	Review	3.35	Review
06016094002	Komarek SD 94	Accrual	3.35	Review	3.35	Review
06016102002	La Grange SD 102	Cash	2.90	Early Warning	3.25	Review *
06016105002	La Grange SD 105 South	Accrual	3.80	Recognition	3.80	Recognition
26034347004	La Harpe CSD 347	Cash	2.90	Early Warning	3.25	Review *
28006303026	La Moille CUSD 303	Cash	3.65	Recognition	3.65	Recognition
35050122002	La Salle ESD 122	Cash	3.55	Recognition	3.55	Recognition
35050120017	La Salle-Peru Twp HSD 120	Cash	3.65	Recognition	3.65	Recognition
28006094004	Ladd CCSD 94	Cash	3.55	Recognition	3.55	Recognition
06016106002	LaGrange Highlands SD 106	Accrual	4.00	Recognition	4.00	Recognition

* Indicates those school districts with a change in designation category due to the adjustment of late mandated categorical payments.
Note: Whiteside School District did not submit an FY15 AFR and is placed in the Financial Watch category.

<u>RCDT</u>	<u>District</u>	<u>Acct Basis</u>	<u>Original Score</u>	<u>Original Designation</u>	<u>Adjusted Score</u>	<u>Adjusted Designation</u>
34049065002	Lake Bluff ESD 65	Accrual	3.80	Recognition	3.80	Recognition
34049115016	Lake Forest CHSD 115	Accrual	3.55	Recognition	3.55	Recognition
34049067005	Lake Forest SD 67	Accrual	3.65	Recognition	3.65	Recognition
19022108016	Lake Park CHSD 108	Accrual	3.90	Recognition	3.90	Recognition
34049041004	Lake Villa CCSD 41	Cash	3.55	Recognition	3.90	Recognition
34049095026	Lake Zurich CUSD 95	Accrual	4.00	Recognition	4.00	Recognition
07016158002	Lansing SD 158	Cash	3.80	Recognition	3.80	Recognition
56099070C04	Laraway CCSD 70C	Cash	4.00	Recognition	4.00	Recognition
12051020026	Lawrence County CUD 20	Cash	3.25	Review	3.25	Review
50082009026	Lebanon CUSD 9	Cash	3.15	Review	3.15	Review
35050001026	Leland CUSD 1	Cash	3.90	Recognition	3.90	Recognition
07016210017	Lemont Twp HSD 210	Cash	3.45	Review	3.45	Review
07016113A02	Lemont-Bromberek CSD 113A	Accrual	4.00	Recognition	4.00	Recognition
08089202026	Lena Winslow CUSD 202	Cash	3.90	Recognition	3.90	Recognition
17064002026	LeRoy CUSD 2	Cash	3.35	Review	3.35	Review
26029097026	Lewistown CUSD 97	Cash	3.90	Recognition	3.90	Recognition
17064007026	Lexington CUSD 7	Cash	3.35	Review	3.35	Review
06016212016	Leyden CHSD 212	Accrual	4.00	Recognition	4.00	Recognition
01001002026	Liberty CUSD 2	Cash	3.55	Recognition	3.90	Recognition
34049070002	Libertyville SD 70	Cash	3.65	Recognition	3.65	Recognition
30091016004	Lick Creek CCSD 16	Cash	3.35	Review	3.45	Review
48072310016	Limestone CHSD 310	Cash	3.55	Recognition	3.55	Recognition
48072316004	Limestone Walters CCSD 316	Cash	3.65	Recognition	3.65	Recognition
17054404016	Lincoln CHSD 404	Cash	3.90	Recognition	3.90	Recognition

* *Indicates those school districts with a change in designation category due to the adjustment of late mandated categorical payments.
Note: Whiteside School District did not submit an FY15 AFR and is placed in the Financial Watch category.*

<u>RCDT</u>	<u>District</u>	<u>Acct Basis</u>	<u>Original Score</u>	<u>Original Designation</u>	<u>Adjusted Score</u>	<u>Adjusted Designation</u>
07016156002	Lincoln ESD 156	Cash	3.35	Review	3.70	Recognition *
17054027002	Lincoln ESD 27	Cash	3.70	Recognition	3.70	Recognition
56099210016	Lincoln Way CHSD 210	Cash	2.35	Watch	2.35	Watch
34049103002	Lincolnshire-Prairieview SD 103	Cash	4.00	Recognition	4.00	Recognition
05016074002	Lincolnwood SD 74	Accrual	3.65	Recognition	3.65	Recognition
06016092002	Lindop SD 92	Accrual	3.80	Recognition	3.80	Recognition
24047090004	Lisbon CCSD 90	Cash	3.65	Recognition	3.65	Recognition
19022202026	Lisle CUSD 202	Cash	4.00	Recognition	4.00	Recognition
03068012026	Litchfield CUSD 12	Cash	3.90	Recognition	3.90	Recognition
56099091002	Lockport SD 91	Cash	3.80	Recognition	3.80	Recognition
56099205017	Lockport Twp HSD 205	Cash	4.00	Recognition	4.00	Recognition
19022044002	Lombard SD 44	Accrual	4.00	Recognition	4.00	Recognition
35050425026	Lostant CUSD 425	Cash	3.65	Recognition	3.65	Recognition
53102021026	Lowpoint-Washburn CUSD 21	Cash	3.55	Recognition	3.55	Recognition
09010142004	Ludlow CCSD 142	Cash	4.00	Recognition	4.00	Recognition
06016103002	Lyons SD 103	Accrual	3.80	Recognition	3.80	Recognition
06016204017	Lyons Twp HSD 204	Accrual	4.00	Recognition	4.00	Recognition
26062185026	Macomb CUSD 185	Accrual	4.00	Recognition	4.00	Recognition
41057012026	Madison CUSD 12	Cash	2.90	Early Warning	2.90	Early Warning
19022060002	Maercker SD 60	Cash	3.90	Recognition	3.90	Recognition
09010003026	Mahomet-Seymour CUSD 3	Cash	3.25	Review	3.35	Review
05016207017	Maine Township HSD 207	Accrual	3.65	Recognition	3.65	Recognition
28006084004	Malden CCSD 84	Cash	4.00	Recognition	4.00	Recognition
56099114002	Manhattan SD 114	Cash	3.45	Review	3.45	Review

* **Indicates those school districts with a change in designation category due to the adjustment of late mandated categorical payments.**
Note: Whiteside School District did not submit an FY15 AFR and is placed in the Financial Watch category.

<u>RCDT</u>	<u>District</u>	<u>Acct Basis</u>	<u>Original Score</u>	<u>Original Designation</u>	<u>Adjusted Score</u>	<u>Adjusted Designation</u>
06016083002	Mannheim SD 83	Accrual	3.70	Recognition	3.70	Recognition
32046005026	Manteno CUSD 5	Cash	3.70	Recognition	3.70	Recognition
44063154016	Marengo CHSD 154	Cash	3.65	Recognition	3.65	Recognition
44063165003	Marengo-Union E Cons D 165	Cash	4.00	Recognition	4.00	Recognition
21100002026	Marion CUSD 2	Cash	3.35	Review	3.35	Review
50082040026	Marissa CUSD 40	Cash	3.10	Review	3.45	Review
39055002026	Maroa Forsyth CUSD 2	Cash	2.80	Early Warning	2.80	Early Warning
19022015002	Marquardt SD 15	Accrual	3.90	Recognition	3.90	Recognition
35050150002	Marseilles ESD 150	Cash	4.00	Recognition	4.00	Recognition
11012002C26	Marshall CUSD 2C	Cash	3.45	Review	3.45	Review
11012003C26	Martinsville CUSD 3C	Cash	3.60	Recognition	3.70	Recognition
50082019026	Mascoutah CUD 19	Cash	3.35	Review	3.35	Review
21061001026	Massac UD 1	Cash	3.45	Review	3.45	Review
07016162002	Matteson ESD 162	Accrual	3.60	Recognition	3.60	Recognition
11015002026	Mattoon CUSD 2	Cash	2.65	Early Warning	2.65	Early Warning
06016089002	Maywood-Melrose Park-Broadview 89	Accrual	3.25	Review	3.25	Review
24032002C02	Mazon-Verona-Kinsman ESD 2C	Cash	3.65	Recognition	4.00	Recognition
13041012004	McClellan CCSD 12	Cash	3.00	Early Warning	3.35	Review *
44063015004	McHenry CCSD 15	Cash	3.90	Recognition	3.90	Recognition
44063156016	McHenry CHSD 156	Cash	3.90	Recognition	3.90	Recognition
17064005026	McLean County USD 5	Cash	2.90	Early Warning	3.25	Review *
19022011002	Medinah SD 11	Cash	3.90	Recognition	3.90	Recognition
35050289004	Mendota CCSD 289	Cash	3.55	Recognition	3.55	Recognition
35050280017	Mendota Twp HSD 280	Cash	3.55	Recognition	3.55	Recognition

* Indicates those school districts with a change in designation category due to the adjustment of late mandated categorical payments.
Note: Whiteside School District did not submit an FY15 AFR and is placed in the Financial Watch category.

<u>RCDT</u>	<u>District</u>	<u>Acct Basis</u>	<u>Original Score</u>	<u>Original Designation</u>	<u>Adjusted Score</u>	<u>Adjusted Designation</u>
33066404026	Mercer County School District 404	Cash	3.90	Recognition	3.90	Recognition
01069011026	Meredosia-Chambersburg CUSD 11	Cash	3.65	Recognition	4.00	Recognition
30077101026	Meridian CUSD 101	Cash	2.80	Early Warning	3.15	Review *
39055015026	Meridian CUSD 15	Cash	2.80	Early Warning	3.15	Review *
47071223026	Meridian CUSD 223	Cash	3.80	Recognition	3.90	Recognition
53102001004	Metamora CCSD 1	Cash	3.25	Review	3.25	Review
35059007026	Midland CUSD 7	Cash	3.65	Recognition	4.00	Recognition
07016143002	Midlothian SD 143	Cash	3.65	Recognition	3.65	Recognition
53060191026	Midwest Central CUSD 191	Cash	3.55	Recognition	3.90	Recognition
32038124026	Milford Area PSD 124	Cash	3.65	Recognition	3.65	Recognition
34049024004	Millburn CCSD 24	Accrual	2.55	Watch	2.55	Watch
35050210004	Miller Twp CCSD 210	Cash	2.75	Early Warning	2.75	Early Warning
50082160004	Millstadt CCSD 160	Cash	3.35	Review	3.35	Review
24032201004	Minooka CCSD 201	Cash	3.35	Review	3.35	Review
24032111016	Minooka CHSD 111	Cash	3.35	Review	3.35	Review
56099159002	Mokena SD 159	Cash	3.65	Recognition	3.65	Recognition
49081040022	Moline-Coal Valley CUSD 40	Accrual	4.00	Recognition	4.00	Recognition
32046001026	Momence CUSD 1	Cash	2.90	Early Warning	2.90	Early Warning
33094238026	Monmouth-Roseville CUSD 238	Cash	3.90	Recognition	3.90	Recognition
48072070002	Monroe SD 70	Cash	3.65	Recognition	3.65	Recognition
39074025026	Monticello CUSD 25	Cash	4.00	Recognition	4.00	Recognition
47098145004	Montmorency CCSD 145	Cash	3.45	Review	3.45	Review
24032101016	Morris CHSD 101	Cash	2.75	Early Warning	2.75	Early Warning
24032054002	Morris SD 54	Cash	2.45	Watch	2.45	Watch

* **Indicates those school districts with a change in designation category due to the adjustment of late mandated categorical payments.**
Note: Whiteside School District did not submit an FY15 AFR and is placed in the Financial Watch category.

<u>RCDT</u>	<u>District</u>	<u>Acct Basis</u>	<u>Original Score</u>	<u>Original Designation</u>	<u>Adjusted Score</u>	<u>Adjusted Designation</u>
47098006026	Morrison CUSD 6	Cash	3.90	Recognition	3.90	Recognition
03011001026	Morrisonville CUSD 1	Cash	3.45	Review	3.45	Review
53090709026	Morton CUSD 709	Cash	3.65	Recognition	3.65	Recognition
05016070002	Morton Grove SD 70	Cash	3.90	Recognition	3.90	Recognition
40056005026	Mount Olive CUSD 5	Cash	3.10	Review	3.10	Review
05016057002	Mount Prospect SD 57	Accrual	4.00	Recognition	4.00	Recognition
13041080002	Mount Vernon SD 80	Cash	3.45	Review	3.45	Review
17054023026	Mt Pulaski CUSD 23	Cash	3.90	Recognition	3.90	Recognition
13041201017	Mt Vernon Twp HSD 201	Cash	3.60	Recognition	3.60	Recognition
39055003026	Mt Zion CUSD 3	Cash	3.60	Recognition	3.60	Recognition
03003001026	Mulberry Grove CUSD 1	Cash	3.35	Review	3.35	Review
34049120013	Mundelein Cons HSD 120	Accrual	3.90	Recognition	3.90	Recognition
34049075002	Mundelein ESD 75	Cash	3.45	Review	3.45	Review
30039186026	Murphysboro CUSD 186	Cash	3.10	Review	3.10	Review
53090102002	N Pekin & Marquette Hght SD 102	Cash	3.80	Recognition	3.80	Recognition
19022203026	Naperville CUSD 203	Accrual	4.00	Recognition	4.00	Recognition
13095049004	Nashville CCSD 49	Cash	3.55	Recognition	3.55	Recognition
13095099016	Nashville CHSD 99	Cash	3.65	Recognition	3.65	Recognition
26034325026	Nauvoo-Colusa CUSD 325	Cash	3.45	Review	3.45	Review
11018003026	Neoga CUSD 3	Cash	2.65	Early Warning	3.00	Early Warning
24032024C04	Nettle Creek CCSD 24C	Cash	3.65	Recognition	3.65	Recognition
50082060026	New Athens CUSD 60	Cash	3.10	Review	3.20	Review
51084016026	New Berlin CUSD 16	Cash	3.80	Recognition	3.80	Recognition
17054088002	New Holland-Middletown ED 88	Cash	4.00	Recognition	4.00	Recognition

* **Indicates those school districts with a change in designation category due to the adjustment of late mandated categorical payments.**
Note: Whiteside School District did not submit an FY15 AFR and is placed in the Financial Watch category.

<u>RCDT</u>	<u>District</u>	<u>Acct Basis</u>	<u>Original Score</u>	<u>Original Designation</u>	<u>Adjusted Score</u>	<u>Adjusted Designation</u>
20096006004	New Hope CCSD 6	Cash	3.55	Recognition	3.90	Recognition
56099122002	New Lenox SD 122	Cash	3.25	Review	3.60	Recognition *
21044032003	New Simpson Hill SD 32	Cash	3.45	Review	3.45	Review
05016203017	New Trier Twp HSD 203	Accrual	3.90	Recognition	3.90	Recognition
24047066004	Newark CCSD 66	Cash	3.55	Recognition	3.55	Recognition
24047018016	Newark CHSD 18	Cash	3.65	Recognition	3.65	Recognition
05016071002	Niles ESD 71	Accrual	4.00	Recognition	4.00	Recognition
05016219017	Niles Twp CHSD 219	Accrual	3.80	Recognition	3.80	Recognition
44063002003	Nippersink SD 2	Accrual	4.00	Recognition	4.00	Recognition
03068022026	Nokomis CUSD 22	Cash	3.65	Recognition	3.65	Recognition
06016080002	Norridge SD 80	Accrual	3.55	Recognition	3.55	Recognition
20097003026	Norris City-Omaha-Enfield CUSD 3	Cash	3.10	Review	3.10	Review
04004200026	North Boone CUSD 200	Cash	3.80	Recognition	3.80	Recognition
34049187026	North Chicago SD 187	Accrual	3.60	Recognition	3.60	Recognition
12013025026	North Clay CUSD 25	Cash	4.00	Recognition	4.00	Recognition
40031003026	North Greene CUSD 3	Cash	3.10	Review	3.10	Review
40056034026	North Mac CUSD 34	Cash	3.90	Recognition	3.90	Recognition
07016117002	North Palos SD 117	Cash	3.80	Recognition	3.80	Recognition
34049112002	North Shore SD 112	Accrual	4.00	Recognition	4.00	Recognition
13014186002	North Wamac SD 186	Cash	4.00	Recognition	4.00	Recognition
20096200026	North Wayne CUSD 200	Cash	3.65	Recognition	3.65	Recognition
05016027002	Northbrook ESD 27	Accrual	4.00	Recognition	4.00	Recognition
05016028002	Northbrook SD 28	Accrual	4.00	Recognition	4.00	Recognition
05016030002	Northbrook/Glenview SD 30	Accrual	4.00	Recognition	4.00	Recognition

* *Indicates those school districts with a change in designation category due to the adjustment of late mandated categorical payments.
Note: Whiteside School District did not submit an FY15 AFR and is placed in the Financial Watch category.*

<u>RCDT</u>	<u>District</u>	<u>Acct Basis</u>	<u>Original Score</u>	<u>Original Designation</u>	<u>Adjusted Score</u>	<u>Adjusted Designation</u>
05016225017	Northfield Twp HSD 225	Accrual	3.90	Recognition	3.90	Recognition
40056002026	Northwestern CUSD 2	Cash	3.65	Recognition	3.65	Recognition
48072063002	Norwood ESD 63	Cash	3.65	Recognition	3.65	Recognition
50082090004	O Fallon CCSD 90	Cash	2.80	Early Warning	2.90	Early Warning
50082203017	O Fallon Twp HSD 203	Cash	3.35	Review	3.35	Review
34049068002	Oak Grove SD 68	Accrual	3.30	Review	3.30	Review
48072068002	Oak Grove SD 68	Cash	3.55	Recognition	3.55	Recognition
07016229016	Oak Lawn CHSD 229	Cash	3.55	Recognition	3.55	Recognition
07016123002	Oak Lawn-Hometown SD 123	Cash	3.60	Recognition	3.60	Recognition
06016200013	Oak Park - River Forest SD 200	Accrual	3.65	Recognition	3.65	Recognition
06016097002	Oak Park ESD 97	Accrual	3.55	Recognition	3.55	Recognition
13095001004	Oakdale CCSD 1	Cash	3.90	Recognition	4.00	Recognition
11015005026	Oakland CUSD 5	Cash	3.45	Review	3.45	Review
54092076026	Oakwood CUSD 76	Cash	2.45	Watch	2.45	Watch
12017004026	Oblong CUSD 4	Cash	3.35	Review	3.35	Review
17053435004	Odell CCSD 435	Cash	3.55	Recognition	3.90	Recognition
13058722026	Odin PSD 722	Cash	3.10	Review	3.10	Review
35050125002	Oglesby ESD 125	Cash	3.55	Recognition	3.55	Recognition
28006017004	Ohio CCSD 17	Cash	4.00	Recognition	4.00	Recognition
28006505016	Ohio CHSD 505	Cash	4.00	Recognition	4.00	Recognition
11070302026	Okaw Valley CUSD 302	Cash	4.00	Recognition	4.00	Recognition
17064016026	Olympia CUSD 16	Cash	3.45	Review	3.45	Review
13041005004	Opdyke-Belle-Rive CCSD 5	Cash	4.00	Recognition	4.00	Recognition
08089203026	Orangeville CUSD 203	Cash	3.45	Review	3.45	Review

* ***Indicates those school districts with a change in designation category due to the adjustment of late mandated categorical payments.
Note: Whiteside School District did not submit an FY15 AFR and is placed in the Financial Watch category.***

<u>RCDT</u>	<u>District</u>	<u>Acct Basis</u>	<u>Original Score</u>	<u>Original Designation</u>	<u>Adjusted Score</u>	<u>Adjusted Designation</u>
47071220026	Oregon CUSD 220	Cash	3.90	Recognition	3.90	Recognition
28037223026	Orion CUSD 223	Cash	3.45	Review	3.45	Review
07016135002	Orland SD 135	Accrual	3.65	Recognition	3.65	Recognition
35050141002	Ottawa ESD 141	Cash	2.65	Early Warning	2.65	Early Warning
35050140017	Ottawa Twp HSD 140	Cash	3.55	Recognition	3.55	Recognition
05016015004	Palatine CCSD 15	Accrual	3.90	Recognition	3.90	Recognition
12017003026	Palestine CUSD 3	Cash	3.35	Review	3.45	Review
07016118004	Palos CCSD 118	Accrual	4.00	Recognition	4.00	Recognition
07016128002	Palos Heights SD 128	Cash	4.00	Recognition	4.00	Recognition
03011008026	Pana CUSD 8	Cash	3.55	Recognition	3.55	Recognition
03068002026	Panhandle CUSD 2	Cash	3.45	Review	3.45	Review
11023004026	Paris CUSD 4	Cash	3.35	Review	3.35	Review
11023095025	Paris-Union SD 95	Cash	3.25	Review	3.25	Review
07016163002	Park Forest SD 163	Cash	3.60	Recognition	3.60	Recognition
05016064004	Park Ridge CCSD 64	Accrual	4.00	Recognition	4.00	Recognition
13058100026	Patoka CUSD 100	Cash	3.55	Recognition	3.55	Recognition
47052271026	Paw Paw CUSD 271	Cash	3.25	Review	3.25	Review
51084011026	Pawnee CUSD 11	Cash	4.00	Recognition	4.00	Recognition
09027010026	Paxton-Buckley-Loda CUD 10	Cash	3.65	Recognition	4.00	Recognition
01001001026	Payson CUSD 1	Cash	3.90	Recognition	3.90	Recognition
08089200026	Pearl City CUSD 200	Cash	3.55	Recognition	3.55	Recognition
04101321026	Pecatonica CUSD 321	Cash	3.65	Recognition	3.65	Recognition
53090303016	Pekin CSD 303	Cash	3.90	Recognition	3.90	Recognition
53090108002	Pekin PSD 108	Cash	3.10	Review	3.10	Review

* *Indicates those school districts with a change in designation category due to the adjustment of late mandated categorical payments.
Note: Whiteside School District did not submit an FY15 AFR and is placed in the Financial Watch category.*

<u>RCDT</u>	<u>District</u>	<u>Acct Basis</u>	<u>Original Score</u>	<u>Original Designation</u>	<u>Adjusted Score</u>	<u>Adjusted Designation</u>
32046259004	Pembroke CCSD 259	Cash	2.65	Early Warning	2.65	Early Warning
06016079002	Pennoyer SD 79	Cash	3.00	Early Warning	3.35	Review *
48072325026	Peoria Heights CUSD 325	Cash	3.45	Review	3.45	Review
48072150025	Peoria SD 150	Accrual	2.80	Early Warning	2.80	Early Warning
56099207U26	Peotone CUSD 207U	Cash	3.10	Review	3.10	Review
35050124002	Peru ESD 124	Cash	3.25	Review	3.25	Review
01075010026	Pikeland CUSD 10	Cash	3.55	Recognition	3.55	Recognition
30073101016	Pinckneyville CHSD 101	Cash	2.45	Watch	2.45	Watch
30073050002	Pinckneyville SD 50	Cash	3.55	Recognition	3.65	Recognition
56099202022	Plainfield SD 202	Accrual	3.35	Review	3.35	Review
24047088026	Plano CUSD 88	Cash	3.70	Recognition	3.70	Recognition
01075003026	Pleasant Hill CUSD 3	Cash	2.55	Watch	2.90	Early Warning *
48072069002	Pleasant Hill SD 69	Cash	3.55	Recognition	3.55	Recognition
51084008026	Pleasant Plains CUSD 8	Cash	3.65	Recognition	4.00	Recognition
48072062002	Pleasant Valley SD 62	Cash	4.00	Recognition	4.00	Recognition
06016107002	Pleasantdale SD 107	Accrual	4.00	Recognition	4.00	Recognition
47071222026	Polo CUSD 222	Cash	4.00	Recognition	4.00	Recognition
17053429004	Pontiac CCSD 429	Cash	3.55	Recognition	3.55	Recognition
17053090017	Pontiac Twp HSD 90	Cash	3.00	Early Warning	3.35	Review *
50082105002	Pontiac-W Holliday SD 105	Cash	3.55	Recognition	3.55	Recognition
20076001026	Pope Co CUD 1	Cash	3.65	Recognition	3.65	Recognition
51065202026	Porta CUSD 202	Cash	3.00	Early Warning	3.00	Early Warning
07016143502	Posen-Robbins ESD 143-5	Cash	3.80	Recognition	3.80	Recognition
54092010026	Potomac CUSD 10	Cash	3.55	Recognition	3.55	Recognition

* Indicates those school districts with a change in designation category due to the adjustment of late mandated categorical payments.
Note: Whiteside School District did not submit an FY15 AFR and is placed in the Financial Watch category.

<u>RCDT</u>	<u>District</u>	<u>Acct Basis</u>	<u>Original Score</u>	<u>Original Designation</u>	<u>Adjusted Score</u>	<u>Adjusted Designation</u>
17053008026	Prairie Central CUSD 8	Cash	3.55	Recognition	3.55	Recognition
45079134004	Prairie Du Rocher CCSD 134	Cash	3.55	Recognition	3.55	Recognition
44063046003	Prairie Grove CSD 46	Cash	3.90	Recognition	3.90	Recognition
04101133004	Prairie Hill CCSD 133	Cash	3.35	Review	3.70	Recognition *
07016144002	Prairie-Hills ESD 144	Cash	3.60	Recognition	3.60	Recognition
09010197004	Prairieview-Ogden CCSD 197	Cash	4.00	Recognition	4.00	Recognition
28006115002	Princeton ESD 115	Accrual	2.30	Watch	2.30	Watch
28006500015	Princeton HSD 500	Accrual	3.65	Recognition	3.65	Recognition
48072326026	Princeville CUSD 326	Cash	3.25	Review	3.25	Review
47098003026	Prophetstown-Lyndon-Tampico CUSD	Cash	3.55	Recognition	3.55	Recognition
05016023002	Prospect Heights SD 23	Cash	3.45	Review	3.80	Recognition *
06016209017	Proviso Twp HSD 209	Accrual	3.90	Recognition	3.90	Recognition
35078535026	Putnam County CUSD 535	Cash	3.65	Recognition	3.65	Recognition
19022016002	Queen Bee SD 16	Accrual	3.60	Recognition	3.60	Recognition
01001172022	Quincy SD 172	Cash	3.10	Review	3.45	Review
33048208026	R O W V A CUSD 208	Cash	3.35	Review	3.35	Review
13058001003	Raccoon Cons SD 1	Cash	3.65	Recognition	3.65	Recognition
03026204026	Ramsey CUSD 204	Cash	3.65	Recognition	3.65	Recognition
53090098002	Rankin CSD 98	Cash	3.90	Recognition	3.90	Recognition
09010137002	Rantoul City SD 137	Cash	3.60	Recognition	3.60	Recognition
09010193017	Rantoul Township HSD 193	Cash	3.90	Recognition	3.90	Recognition
07016220017	Reavis Twp HSD 220	Cash	3.45	Review	3.80	Recognition *
45079132026	Red Bud CUSD 132	Cash	4.00	Recognition	4.00	Recognition
12051010026	Red Hill CUSD 10	Cash	2.80	Early Warning	2.90	Early Warning

* Indicates those school districts with a change in designation category due to the adjustment of late mandated categorical payments.
Note: Whiteside School District did not submit an FY15 AFR and is placed in the Financial Watch category.

<u>RCDT</u>	<u>District</u>	<u>Acct Basis</u>	<u>Original Score</u>	<u>Original Designation</u>	<u>Adjusted Score</u>	<u>Adjusted Designation</u>
56099255U26	Reed Custer CUSD 255U	Cash	4.00	Recognition	4.00	Recognition
06016084502	Rhodes SD 84-5	Cash	3.55	Recognition	3.55	Recognition
07016227017	Rich Twp HSD 227	Cash	3.80	Recognition	3.80	Recognition
12080001026	Richland County CUSD 1	Cash	3.35	Review	3.70	Recognition *
56099088A02	Richland GSD 88A	Cash	3.60	Recognition	3.60	Recognition
44063157016	Richmond-Burton CHSD 157	Cash	3.90	Recognition	3.90	Recognition
07016122002	Ridgeland SD 122	Cash	3.70	Recognition	3.70	Recognition
17064019026	Ridgeview CUSD 19	Cash	4.00	Recognition	4.00	Recognition
06016234016	Ridgewood CHSD 234	Accrual	3.70	Recognition	3.70	Recognition
44063018004	Riley CCSD 18	Cash	4.00	Recognition	4.00	Recognition
47098002026	River Bend CUSD 2	Cash	3.55	Recognition	3.55	Recognition
06016090002	River Forest SD 90	Accrual	4.00	Recognition	4.00	Recognition
06016085502	River Grove SD 85-5	Accrual	3.45	Review	3.45	Review
08043210026	River Ridge CUSD 210	Cash	4.00	Recognition	4.00	Recognition
05016026002	River Trails SD 26	Accrual	3.90	Recognition	3.90	Recognition
49081100026	Riverdale CUSD 100	Cash	3.55	Recognition	3.55	Recognition
06016096002	Riverside SD 96	Accrual	4.00	Recognition	4.00	Recognition
06016208017	Riverside-Brookfield Twp SD 208	Accrual	3.70	Recognition	3.70	Recognition
51084014026	Riverton CUSD 14	Cash	3.55	Recognition	3.55	Recognition
53102002004	Riverview CCSD 2	Cash	3.65	Recognition	3.65	Recognition
53102060026	Roanoke Benson CUSD 60	Cash	3.35	Review	3.35	Review
53090085002	Robein SD 85	Cash	3.65	Recognition	4.00	Recognition
12017002026	Robinson CUSD 2	Cash	3.35	Review	3.35	Review
47071231004	Rochelle CCSD 231	Cash	3.80	Recognition	3.80	Recognition

* **Indicates those school districts with a change in designation category due to the adjustment of late mandated categorical payments.**
Note: Whiteside School District did not submit an FY15 AFR and is placed in the Financial Watch category.

<u>RCDT</u>	<u>District</u>	<u>Acct Basis</u>	<u>Original Score</u>	<u>Original Designation</u>	<u>Adjusted Score</u>	<u>Adjusted Designation</u>
47071212017	Rochelle Twp HSD 212	Cash	3.80	Recognition	3.80	Recognition
51084003A26	Rochester CUSD 3A	Cash	3.35	Review	3.70	Recognition *
47098013002	Rock Falls ESD 13	Cash	2.80	Early Warning	3.15	Review *
47098301017	Rock Falls Twp HSD 301	Cash	3.65	Recognition	3.65	Recognition
49081041025	Rock Island SD 41	Accrual	3.80	Recognition	3.80	Recognition
56099084002	Rockdale SD 84	Cash	3.80	Recognition	3.80	Recognition
04101205025	Rockford SD 205	Accrual	3.70	Recognition	3.70	Recognition
49081300026	Rockridge CUSD 300	Cash	3.45	Review	3.45	Review
04101140004	Rockton SD 140	Cash	3.80	Recognition	3.80	Recognition
13041002004	Rome CCSD 2	Cash	3.65	Recognition	3.65	Recognition
34049072002	Rondout SD 72	Cash	4.00	Recognition	4.00	Recognition
17053425004	Rooks Creek CCSD 425	Cash	3.65	Recognition	3.65	Recognition
19022012002	Roselle SD 12	Accrual	3.55	Recognition	3.55	Recognition
06016078002	Rosemont ESD 78	Cash	3.55	Recognition	3.55	Recognition
54092007026	Rossville-Alvin CUSD 7	Cash	3.35	Review	3.35	Review
34049116026	Round Lake CUSD 116	Accrual	3.35	Review	3.35	Review
41057001026	Roxana CUSD 1	Cash	3.90	Recognition	3.90	Recognition
35050230004	Rutland CCSD 230	Cash	3.65	Recognition	3.65	Recognition
13058600016	Salem CHSD 600	Cash	4.00	Recognition	4.00	Recognition
13058111002	Salem SD 111	Cash	4.00	Recognition	4.00	Recognition
19022048002	Salt Creek SD 48	Cash	4.00	Recognition	4.00	Recognition
13058501026	Sandoval CUSD 501	Cash	3.35	Review	3.35	Review
07016172002	Sandridge SD 172	Cash	3.90	Recognition	3.90	Recognition
16019430026	Sandwich CUSD 430	Cash	2.30	Watch	2.65	Early Warning *

* Indicates those school districts with a change in designation category due to the adjustment of late mandated categorical payments.
Note: Whiteside School District did not submit an FY15 AFR and is placed in the Financial Watch category.

<u>RCDT</u>	<u>District</u>	<u>Acct Basis</u>	<u>Original Score</u>	<u>Original Designation</u>	<u>Adjusted Score</u>	<u>Adjusted Designation</u>
39055009026	Sangamon Valley CUSD 9	Cash	4.00	Recognition	4.00	Recognition
24032060C04	Saratoga CCSD 60C	Cash	3.45	Review	3.80	Recognition *
17053438004	Saunemin CCSD 438	Cash	4.00	Recognition	4.00	Recognition
08043211026	Scales Mound CUSD 211	Cash	4.00	Recognition	4.00	Recognition
05016054004	Schaumburg CCSD 54	Accrual	3.65	Recognition	3.65	Recognition
06016081002	Schiller Park SD 81	Accrual	3.70	Recognition	3.70	Recognition
26085005026	Schuyler-Industry CUSD 5	Cash	3.00	Early Warning	3.00	Early Warning
01086002026	Scott-Morgan CUSD 2	Cash	3.65	Recognition	3.65	Recognition
19022045002	SD 45 DuPage County	Accrual	3.80	Recognition	3.80	Recognition
31045046022	SD U-46	Accrual	3.80	Recognition	3.80	Recognition
13058010004	Selmaville CCSD 10	Cash	3.55	Recognition	3.55	Recognition
35050170004	Seneca CCSD 170	Cash	4.00	Recognition	4.00	Recognition
35050160017	Seneca Twp HSD 160	Cash	4.00	Recognition	4.00	Recognition
35050002026	Serena CUSD 2	Cash	3.55	Recognition	3.55	Recognition
21028196026	Sesser-Valier CUSD 196	Cash	3.65	Recognition	3.65	Recognition
30091084026	Shawnee CUSD 84	Cash	3.90	Recognition	3.90	Recognition
11087004026	Shelbyville CUSD 4	Cash	3.90	Recognition	3.90	Recognition
49081200026	Sherrard CUSD 200	Cash	3.55	Recognition	3.90	Recognition
11023001026	Shiloh CUSD 1	Cash	4.00	Recognition	4.00	Recognition
50082085002	Shiloh Village SD 85	Cash	2.90	Early Warning	3.00	Early Warning
04101134004	Shirland CCSD 134	Cash	4.00	Recognition	4.00	Recognition
50082181002	Signal Hill SD 181	Cash	3.35	Review	3.70	Recognition *
49081034002	Silvis SD 34	Cash	3.45	Review	3.45	Review
05016068002	Skokie SD 68	Accrual	3.65	Recognition	3.65	Recognition

* **Indicates those school districts with a change in designation category due to the adjustment of late mandated categorical payments.**
Note: Whiteside School District did not submit an FY15 AFR and is placed in the Financial Watch category.

<u>RCDT</u>	<u>District</u>	<u>Acct Basis</u>	<u>Original Score</u>	<u>Original Designation</u>	<u>Adjusted Score</u>	<u>Adjusted Designation</u>
05016069002	Skokie SD 69	Cash	3.90	Recognition	3.90	Recognition
05016073502	Skokie SD 73-5	Accrual	3.90	Recognition	3.90	Recognition
50082130004	Smithton CCSD 130	Cash	3.65	Recognition	3.65	Recognition
16019432026	Somonauk CUSD 432	Cash	3.90	Recognition	3.90	Recognition
13058401026	South Central CUD 401	Cash	3.45	Review	3.45	Review
03011014024	South Fork SD 14	Cash	3.70	Recognition	3.70	Recognition
07016150002	South Holland SD 150	Cash	3.90	Recognition	3.90	Recognition
07016151002	South Holland SD 151	Cash	3.70	Recognition	3.70	Recognition
53090137002	South Pekin SD 137	Cash	3.25	Review	3.25	Review
24032074003	South Wilmington CCSD 74	Cash	1.60	Watch	1.60	Watch
26034337026	Southeastern CUSD 337	Cash	3.55	Recognition	3.55	Recognition
40056009026	Southwestern CUSD 9	Cash	3.35	Review	3.35	Review
45079140026	Sparta CUSD 140	Cash	2.65	Early Warning	3.35	Review *
26029004026	Spoon River Valley CUSD 4	Cash	4.00	Recognition	4.00	Recognition
53090606004	Spring Lake CCSD 606	Cash	2.65	Early Warning	2.65	Early Warning
28006099004	Spring Valley CCSD 99	Cash	3.35	Review	3.35	Review
51084186025	Springfield SD 186	Accrual	3.35	Review	3.35	Review
32046256004	St Anne CCSD 256	Cash	3.65	Recognition	3.65	Recognition
32046302016	St Anne CHSD 302	Cash	3.55	Recognition	3.55	Recognition
31045303026	St Charles CUSD 303	Accrual	4.00	Recognition	4.00	Recognition
03026202026	St Elmo CUSD 202	Cash	3.45	Review	3.45	Review
32046258004	St George CCSD 258	Cash	3.70	Recognition	3.70	Recognition
09010169004	St Joseph CCSD 169	Cash	3.35	Review	3.35	Review
09010305016	St Joseph Ogden CHSD 305	Cash	3.80	Recognition	3.80	Recognition

* Indicates those school districts with a change in designation category due to the adjustment of late mandated categorical payments.
Note: Whiteside School District did not submit an FY15 AFR and is placed in the Financial Watch category.

<u>RCDT</u>	<u>District</u>	<u>Acct Basis</u>	<u>Original Score</u>	<u>Original Designation</u>	<u>Adjusted Score</u>	<u>Adjusted Designation</u>
50082030003	St Libory Cons SD 30	Cash	2.65	Early Warning	2.65	Early Warning
13014141502	St Rose SD 14-15	Cash	3.65	Recognition	3.65	Recognition
28088100026	Stark County CUSD 100	Cash	3.55	Recognition	3.55	Recognition
40056006026	Staunton CUSD 6	Cash	3.55	Recognition	3.55	Recognition
45079138026	Steeleville CUSD 138	Cash	3.55	Recognition	3.55	Recognition
07016194002	Steger SD 194	Cash	3.55	Recognition	3.55	Recognition
47098005026	Sterling CUSD 5	Accrual	3.80	Recognition	3.80	Recognition
47052220002	Steward ESD 220	Cash	4.00	Recognition	4.00	Recognition
11087005A26	Stewardson-Strasburg CUD 5A	Cash	3.80	Recognition	3.80	Recognition
08043206026	Stockton CUSD 206	Cash	3.65	Recognition	3.65	Recognition
35050044002	Streator ESD 44	Cash	1.65	Watch	2.00	Watch
35050040017	Streator Twp HSD 40	Cash	3.45	Review	3.45	Review
11070300026	Sullivan CUSD 300	Cash	3.65	Recognition	4.00	Recognition
13041079002	Summersville SD 79	Cash	4.00	Recognition	4.00	Recognition
56099161002	Summit Hill SD 161	Accrual	3.70	Recognition	3.70	Recognition
07016104002	Summit SD 104	Accrual	2.45	Watch	2.45	Watch
07016171002	Sunnybrook SD 171	Cash	3.45	Review	3.45	Review
05016029002	Sunset Ridge SD 29	Accrual	4.00	Recognition	4.00	Recognition
16019427026	Sycamore CUSD 427	Accrual	2.80	Early Warning	2.80	Early Warning
56099090002	Taft SD 90	Cash	3.25	Review	3.25	Review
30073005002	Tamaroa School Dist 5	Cash	2.65	Early Warning	2.65	Early Warning
03011003026	Taylorville CUSD 3	Cash	3.80	Recognition	3.80	Recognition
03025050026	Teutopolis CUSD 50	Cash	3.90	Recognition	3.90	Recognition
09010130004	Thomasboro CCSD 130	Cash	3.65	Recognition	3.65	Recognition

* **Indicates those school districts with a change in designation category due to the adjustment of late mandated categorical payments.**
Note: Whiteside School District did not submit an FY15 AFR and is placed in the Financial Watch category.

<u>RCDT</u>	<u>District</u>	<u>Acct Basis</u>	<u>Original Score</u>	<u>Original Designation</u>	<u>Adjusted Score</u>	<u>Adjusted Designation</u>
21028174026	Thompsonville CUSD 174	Cash	3.70	Recognition	3.70	Recognition
07016215017	Thornton Fractional Twp HSD 215	Cash	3.80	Recognition	3.80	Recognition
07016154002	Thornton SD 154	Cash	3.45	Review	3.45	Review
07016205017	Thornton Twp HSD 205	Cash	3.45	Review	3.45	Review
09010007026	Tolono CUSD 7	Cash	3.45	Review	3.80	Recognition *
35050079004	Tonica CCSD 79	Cash	3.65	Recognition	4.00	Recognition
05016211017	Township HSD 211	Accrual	4.00	Recognition	4.00	Recognition
05016214017	Township HSD 214	Accrual	4.00	Recognition	4.00	Recognition
53090702026	Tremont CUSD 702	Cash	3.35	Review	3.35	Review
51084001026	Tri City CUSD 1	Cash	3.55	Recognition	3.55	Recognition
17053006J26	Tri Point CUSD 6-J	Cash	2.75	Early Warning	2.75	Early Warning
17064003026	Tri Valley CUSD 3	Cash	3.55	Recognition	3.65	Recognition
41057002026	Triad CUSD 2	Cash	2.00	Watch	2.35	Watch
30039176026	Trico CUSD 176	Cash	3.45	Review	3.45	Review
01069027026	Triopia CUSD 27	Cash	3.25	Review	3.25	Review
56099030C04	Troy CCSD 30C	Cash	3.35	Review	3.35	Review
11021301026	Tuscola CUSD 301	Cash	3.10	Review	3.10	Review
34049113017	Twp HSD 113	Accrual	3.90	Recognition	3.90	Recognition
06016086002	Union Ridge SD 86	Cash	3.65	Recognition	3.65	Recognition
56099081002	Union SD 81	Cash	3.70	Recognition	3.70	Recognition
33094304026	United CUSD 304	Cash	3.00	Early Warning	3.35	Review *
49081030017	United Twp HSD 30	Cash	3.65	Recognition	3.65	Recognition
30039140004	Unity Point CCSD 140	Cash	3.10	Review	3.45	Review
09010116022	Urbana SD 116	Accrual	2.90	Early Warning	2.90	Early Warning

* Indicates those school districts with a change in designation category due to the adjustment of late mandated categorical payments.
Note: Whiteside School District did not submit an FY15 AFR and is placed in the Financial Watch category.

<u>RCDT</u>	<u>District</u>	<u>Acct Basis</u>	<u>Original Score</u>	<u>Original Designation</u>	<u>Adjusted Score</u>	<u>Adjusted Designation</u>
26029002026	V I T CUSD 2	Cash	4.00	Recognition	4.00	Recognition
56099365U26	Valley View CUSD 365U	Accrual	3.60	Recognition	3.60	Recognition
45067003026	Valmeyer CUSD 3	Cash	3.55	Recognition	3.55	Recognition
03026203026	Vandalia CUSD 203	Cash	3.25	Review	3.25	Review
41057003026	Venice CUSD 3	Cash	4.00	Recognition	4.00	Recognition
21044133017	Vienna HSD 133	Cash	3.10	Review	3.10	Review
21044055002	Vienna SD 55	Cash	2.80	Early Warning	3.15	Review *
11021302026	Villa Grove CUSD 302	Cash	3.55	Recognition	3.55	Recognition
01009064026	Virginia CUSD 64	Cash	2.80	Early Warning	2.80	Early Warning
07016147002	W Harvey-Dixmoor PSD 147	Cash	3.25	Review	3.25	Review
20093348026	Wabash CUSD 348	Accrual	1.95	Watch	2.05	Watch
35050195004	Wallace CCSD 195	Cash	3.00	Early Warning	3.00	Early Warning
35050185004	Waltham CCSD 185	Cash	3.65	Recognition	3.65	Recognition
13041001026	Waltonville CUSD 1	Cash	3.55	Recognition	3.55	Recognition
08043205026	Warren CUSD 205	Cash	3.90	Recognition	3.90	Recognition
34049121017	Warren Twp HSD 121	Accrual	3.70	Recognition	3.70	Recognition
39055011026	Warrensburg-Latham CUSD 11	Cash	3.35	Review	3.35	Review
26034316026	Warsaw CUSD 316	Cash	2.20	Watch	2.65	Early Warning *
53090308016	Washington CHSD 308	Cash	3.45	Review	3.45	Review
53090052002	Washington SD 52	Cash	3.55	Recognition	3.55	Recognition
45067005026	Waterloo CUSD 5	Cash	3.25	Review	3.25	Review
34049118026	Wauconda CUSD 118	Cash	3.70	Recognition	3.70	Recognition
34049060026	Waukegan CUSD 60	Cash	2.90	Early Warning	2.90	Early Warning
01069006026	Waverly CUSD 6	Cash	3.80	Recognition	3.80	Recognition

* **Indicates those school districts with a change in designation category due to the adjustment of late mandated categorical payments.**
Note: Whiteside School District did not submit an FY15 AFR and is placed in the Financial Watch category.

<u>RCDT</u>	<u>District</u>	<u>Acct Basis</u>	<u>Original Score</u>	<u>Original Designation</u>	<u>Adjusted Score</u>	<u>Adjusted Designation</u>	
20096100026	Wayne City CUSD 100	Cash	3.15	Review	3.60	Recognition	*
13041204017	Webber Twp HSD 204	Cash	2.15	Watch	2.50	Watch	
13014003026	Wesclin CUSD 3	Cash	3.35	Review	3.35	Review	
08008314026	West Carroll CUSD 314	Cash	3.35	Review	3.70	Recognition	*
33036235026	West Central CUSD 235	Cash	3.65	Recognition	3.65	Recognition	
19022033002	West Chicago ESD 33	Accrual	3.70	Recognition	3.70	Recognition	
17054092004	West Lincoln-Broadwell ESD 92	Cash	3.65	Recognition	3.65	Recognition	
05016031002	West Northfield SD 31	Accrual	4.00	Recognition	4.00	Recognition	
26062103026	West Prairie CUSD 103	Cash	3.65	Recognition	3.65	Recognition	
13095010026	West Washington Co CUD 10	Cash	3.35	Review	3.70	Recognition	*
06016092502	Westchester SD 92-5	Cash	3.80	Recognition	3.80	Recognition	
01075012026	Western CUSD 12	Cash	3.35	Review	3.45	Review	
06016101002	Western Springs SD 101	Accrual	3.80	Recognition	3.80	Recognition	
54092002026	Westville CUSD 2	Cash	3.45	Review	3.45	Review	
28037230026	Wethersfield CUSD 230	Cash	3.55	Recognition	3.55	Recognition	
05016021004	Wheeling CCSD 21	Accrual	2.30	Watch	2.30	Watch	
50082115002	Whiteside SD 115	Accrual	0.00	Watch	0.00	Watch	
56099092002	Will County SD 92	Cash	4.00	Recognition	4.00	Recognition	
33048210026	Williamsfield CUSD 210	Cash	3.65	Recognition	3.65	Recognition	
51084015026	Williamsville CUSD 15	Cash	3.55	Recognition	3.90	Recognition	
13014046002	Willow Grove SD 46	Cash	2.65	Early Warning	3.00	Early Warning	
07016108002	Willow Springs SD 108	Accrual	3.35	Review	3.35	Review	
05016039002	Wilmette SD 39	Accrual	4.00	Recognition	4.00	Recognition	
56099209U26	Wilmington CUSD 209U	Cash	3.35	Review	3.35	Review	

* **Indicates those school districts with a change in designation category due to the adjustment of late mandated categorical payments.**
Note: Whiteside School District did not submit an FY15 AFR and is placed in the Financial Watch category.

<u>RCDT</u>	<u>District</u>	<u>Acct Basis</u>	<u>Original Score</u>	<u>Original Designation</u>	<u>Adjusted Score</u>	<u>Adjusted Designation</u>	
01086001026	Winchester CUSD 1	Cash	2.75	Early Warning	3.10	Review	*
11087001026	Windsor CUSD 1	Cash	3.65	Recognition	3.65	Recognition	
19022034002	Winfield SD 34	Cash	3.90	Recognition	3.90	Recognition	
04101323026	Winnebago CUSD 323	Cash	3.65	Recognition	3.65	Recognition	
05016036002	Winnetka SD 36	Accrual	3.80	Recognition	3.80	Recognition	
34049001002	Winthrop Harbor SD 1	Cash	3.90	Recognition	3.90	Recognition	
50082113002	Wolf Branch SD 113	Cash	3.45	Review	3.55	Recognition	*
19022007002	Wood Dale SD 7	Cash	3.65	Recognition	3.65	Recognition	
41057015003	Wood River-Hartford ESD 15	Cash	3.45	Review	3.55	Recognition	*
34049050004	Woodland CCSD 50	Accrual	3.80	Recognition	3.80	Recognition	
17053005026	Woodland CUSD 5	Cash	3.55	Recognition	3.55	Recognition	
13041004004	Woodlawn CCSD 4	Cash	2.30	Watch	2.30	Watch	
13041205016	Woodlawn CHSD 205	Cash	3.10	Review	3.55	Recognition	*
19022068002	Woodridge SD 68	Accrual	4.00	Recognition	4.00	Recognition	
44063200026	Woodstock CUSD 200	Cash	3.70	Recognition	3.70	Recognition	
07016127002	Worth SD 127	Cash	3.80	Recognition	3.80	Recognition	
24047115026	Yorkville CUSD 115	Cash	3.70	Recognition	3.70	Recognition	
21028188026	Zeigler-Royalton CUSD 188	Cash	2.20	Watch	2.20	Watch	
34049006002	Zion ESD 6	Cash	3.60	Recognition	3.70	Recognition	
34049126017	Zion-Benton Twp HSD 126	Accrual	3.90	Recognition	3.90	Recognition	

* Indicates those school districts with a change in designation category due to the adjustment of late mandated categorical payments.
Note: Whiteside School District did not submit an FY15 AFR and is placed in the Financial Watch category.

2016 Financial Profile (Based upon 2015 Annual Financial Data)

Financial Profile Scores (Adjusted) – by District Name

(Scores were adjusted for delayed payment of Mandated Categoricals)

Financial Profile Scores (Adjusted) - by District Name

TOTALS: Recognition = 568 Review = 196 Early Warning = 61 Watch = 32 (857 Districts)

<u>District Name</u>	<u>Data Year</u>	<u>FBRR</u>	<u>ERR</u>	<u>DCOH</u>	<u>STB</u>	<u>LTD</u>	<u>Total Score</u>	<u>Designation</u>
Abingdon-Avon CUSD 276	2015	1.40	1.40	0.40	0.40	0.40	4.00	Recognition
	2014	1.40	1.40	0.40	0.40	0.40	4.00	Recognition
A-C Central CUSD 262	2015	1.40	1.05	0.40	0.40	0.30	3.55	Recognition
	2014	1.40	1.05	0.40	0.40	0.30	3.55	Recognition
Addison SD 4	2015	1.40	1.40	0.40	0.40	0.40	4.00	Recognition
	2014	1.40	1.40	0.40	0.40	0.30	3.90	Recognition
Adlai E Stevenson HSD 125	2015	1.40	1.40	0.40	0.40	0.40	4.00	Recognition
	2014	1.40	1.40	0.40	0.40	0.40	4.00	Recognition
Akin CCSD 91	2015	1.40	1.40	0.40	0.40	0.40	4.00	Recognition
	2014	1.40	1.40	0.40	0.40	0.40	4.00	Recognition
Albers SD 63	2015	1.40	1.40	0.40	0.40	0.40	4.00	Recognition
	2014	1.40	1.40	0.40	0.40	0.40	4.00	Recognition
Alden Hebron SD 19	2015	1.40	1.40	0.40	0.40	0.40	4.00	Recognition
	2014	1.40	1.40	0.40	0.40	0.40	4.00	Recognition
Allendale CCSD 17	2015	1.05	0.70	0.20	0.40	0.40	2.75	Early Warning
	2014	1.05	1.05	0.20	0.40	0.40	3.10	Review
Allen-Otter Creek CCSD 65	2015	1.40	1.40	0.40	0.40	0.40	4.00	Recognition
	2014	1.40	1.40	0.40	0.40	0.40	4.00	Recognition
Alsip-Hazlgrm-Oaklwn SD 126	2015	1.40	1.40	0.40	0.40	0.40	4.00	Recognition
	2014	1.40	1.40	0.40	0.40	0.40	4.00	Recognition
Altamont CUSD 10	2015	1.40	1.40	0.30	0.40	0.10	3.60	Recognition
	2014	1.05	1.05	0.20	0.40	0.20	2.90	Early Warning
Alton CUSD 11	2015	0.70	0.70	0.20	0.40	0.20	2.20	Watch
	2014	0.70	0.70	0.10	0.40	0.20	2.10	Watch
AIWood CUSD 225	2015	1.40	1.05	0.30	0.40	0.30	3.45	Review
	2014	1.40	1.05	0.30	0.40	0.30	3.45	Review
Amboy CUSD 272	2015	1.40	1.05	0.40	0.40	0.40	3.65	Recognition
	2014	1.40	1.40	0.40	0.40	0.40	4.00	Recognition

(FBRR - Fund Balance/Revenue Ratio - Weighting of 35%, EXRV - Expenditures/Revenue Ratio - Weighting of 35%, DCOH - Days Cash on Hand - Weighting of 10%, STB - Short-Term Borrowing - Weighting of 10%, and LTD - Long-Term Debt -Weighting of 10%)

Note: Because Whiteside School District 115 did not submit an FY15 AFR, they are in the Financial Watch Category.

<u>District Name</u>	<u>Data Year</u>	<u>FBRR</u>	<u>ERR</u>	<u>DCOH</u>	<u>STB</u>	<u>LTD</u>	<u>Total Score</u>	<u>Designation</u>
Anna CCSD 37	2015	1.40	1.40	0.30	0.40	0.40	3.90	Recognition
	2014	1.40	1.40	0.30	0.40	0.40	3.90	Recognition
Anna Jonesboro CHSD 81	2015	1.40	1.40	0.30	0.40	0.40	3.90	Recognition
	2014	1.40	1.05	0.30	0.40	0.40	3.55	Recognition
Annawan CUSD 226	2015	1.40	1.05	0.40	0.40	0.40	3.65	Recognition
	2014	1.40	1.05	0.40	0.40	0.30	3.55	Recognition
Antioch CCSD 34	2015	1.40	1.05	0.40	0.40	0.40	3.65	Recognition
	2014	1.40	1.05	0.40	0.40	0.40	3.65	Recognition
Aptakistic-Tripp CCSD 102	2015	1.40	1.05	0.40	0.40	0.40	3.65	Recognition
	2014	1.40	1.40	0.40	0.40	0.40	4.00	Recognition
Arbor Park SD 145	2015	1.40	1.05	0.40	0.40	0.10	3.35	Review
	2014	1.40	1.40	0.40	0.40	0.10	3.70	Recognition
Arcola CUSD 306	2015	1.40	1.05	0.40	0.40	0.40	3.65	Recognition
	2014	1.40	1.40	0.40	0.40	0.40	4.00	Recognition
Argenta-Oreana CUSD 1	2015	1.40	1.05	0.30	0.40	0.30	3.45	Review
	2014	1.40	1.05	0.30	0.40	0.30	3.45	Review
Argo CHSD 217	2015	1.40	1.40	0.40	0.40	0.30	3.90	Recognition
	2014	1.40	1.05	0.40	0.40	0.30	3.55	Recognition
Arlington Heights SD 25	2015	1.40	1.05	0.40	0.40	0.40	3.65	Recognition
	2014	1.40	1.40	0.40	0.40	0.40	4.00	Recognition
Armstrong Twp HSD 225	2015	1.40	1.40	0.40	0.40	0.40	4.00	Recognition
	2014	1.40	1.05	0.40	0.40	0.40	3.65	Recognition
Armstrong-Ellis Cons SD 61	2015	0.35	0.35	0.30	0.40	0.40	1.80	Watch
	2014	1.40	0.70	0.40	0.40	0.40	3.30	Review
Arthur CUSD 305	2015	1.05	1.05	0.20	0.40	0.40	3.10	Review
	2014	1.40	1.05	0.30	0.40	0.40	3.55	Recognition
Ashley CCSD 15	2015	1.05	1.40	0.20	0.40	0.40	3.45	Review
	2014	0.35	1.05	0.20	0.40	0.40	2.40	Watch
Ashton-Franklin Center CUSD 275	2015	1.40	1.40	0.40	0.40	0.40	4.00	Recognition
	2014	1.40	1.05	0.40	0.40	0.40	3.65	Recognition
Astoria CUSD 1	2015	1.40	1.40	0.40	0.40	0.30	3.90	Recognition

(FBRR - Fund Balance/Revenue Ratio - Weighting of 35%, EXRV - Expenditures/Revenue Ratio - Weighting of 35%, DCOH - Days Cash on Hand - Weighting of 10%, STB - Short-Term Borrowing - Weighting of 10%, and LTD - Long-Term Debt -Weighting of 10%)

Note: Because Whiteside School District 115 did not submit an FY15 AFR, they are in the Financial Watch Category.

<u>District Name</u>	<u>Data Year</u>	<u>FBRR</u>	<u>ERR</u>	<u>DCOH</u>	<u>STB</u>	<u>LTD</u>	<u>Total Score</u>	<u>Designation</u>
Astoria CUSD 1	2014	1.40	1.05	0.40	0.40	0.30	3.55	Recognition
Athens CUSD 213	2015	1.40	1.40	0.30	0.40	0.30	3.80	Recognition
	2014	1.40	1.05	0.30	0.40	0.30	3.45	Review
Atwood Hammond CUSD 39	2014	1.05	1.05	0.20	0.40	0.20	2.90	Early Warning
Atwood Heights SD 125	2015	1.40	1.05	0.40	0.40	0.10	3.35	Review
	2014	1.40	1.40	0.40	0.40	0.10	3.70	Recognition
Auburn CUSD 10	2015	1.40	1.05	0.40	0.40	0.20	3.45	Review
	2014	1.40	1.40	0.40	0.40	0.40	4.00	Recognition
Aurora East USD 131	2015	1.40	1.05	0.40	0.40	0.10	3.35	Review
	2014	1.40	1.05	0.30	0.40	0.10	3.25	Review
Aurora West USD 129	2015	0.70	1.05	0.20	0.40	0.30	2.65	Early Warning
	2014	1.05	0.70	0.20	0.40	0.20	2.55	Watch
Aviston SD 21	2015	1.40	1.05	0.30	0.40	0.30	3.45	Review
	2014	1.40	1.40	0.40	0.40	0.30	3.90	Recognition
Avoca SD 37	2015	1.40	1.05	0.40	0.40	0.40	3.65	Recognition
	2014	1.40	1.40	0.40	0.40	0.40	4.00	Recognition
Ball Chatham CUSD 5	2015	1.05	1.40	0.20	0.40	0.20	3.25	Review
	2014	1.05	1.05	0.20	0.40	0.20	2.90	Early Warning
Bannockburn SD 106	2015	1.40	1.40	0.40	0.40	0.40	4.00	Recognition
	2014	1.40	1.40	0.40	0.40	0.40	4.00	Recognition
Barrington CUSD 220	2015	1.40	1.40	0.30	0.40	0.40	3.90	Recognition
	2014	1.40	1.05	0.30	0.40	0.40	3.55	Recognition
Bartelso SD 57	2015	1.40	1.05	0.40	0.40	0.40	3.65	Recognition
	2014	1.40	1.05	0.40	0.40	0.40	3.65	Recognition
Bartonville SD 66	2015	1.40	1.40	0.40	0.40	0.40	4.00	Recognition
	2014	1.40	1.40	0.40	0.40	0.30	3.90	Recognition
Batavia USD 101	2015	1.05	1.05	0.30	0.40	0.20	3.00	Early Warning
	2014	1.05	1.40	0.30	0.40	0.20	3.35	Review
Beach Park CCSD 3	2015	1.05	1.40	0.20	0.40	0.30	3.35	Review
	2014	0.70	1.40	0.10	0.40	0.30	2.90	Early Warning
Beardstown CUSD 15	2015	1.40	1.40	0.30	0.40	0.30	3.80	Recognition

(FBRR - Fund Balance/Revenue Ratio - Weighting of 35%, EXRV - Expenditures/Revenue Ratio - Weighting of 35%, DCOH - Days Cash on Hand - Weighting of 10%, STB - Short-Term Borrowing - Weighting of 10%, and LTD - Long-Term Debt -Weighting of 10%)

Note: Because Whiteside School District 115 did not submit an FY15 AFR, they are in the Financial Watch Category.

<u>District Name</u>	<u>Data Year</u>	<u>FBRR</u>	<u>ERR</u>	<u>DCOH</u>	<u>STB</u>	<u>LTD</u>	<u>Total Score</u>	<u>Designation</u>
Beardstown CUSD 15	2014	1.40	1.05	0.30	0.40	0.30	3.45	Review
Beecher City CUSD 20	2015	1.40	1.05	0.40	0.40	0.40	3.65	Recognition
	2014	1.40	1.05	0.40	0.40	0.40	3.65	Recognition
Beecher CUSD 200U	2015	1.40	1.40	0.40	0.40	0.20	3.80	Recognition
	2014	1.40	1.40	0.40	0.40	0.20	3.80	Recognition
Belle Valley SD 119	2015	1.40	1.05	0.40	0.40	0.10	3.35	Review
	2014	1.40	1.40	0.40	0.40	0.10	3.70	Recognition
Belleville SD 118	2015	1.05	1.05	0.20	0.40	0.30	3.00	Early Warning
	2014	1.05	1.05	0.20	0.40	0.30	3.00	Early Warning
Belleville Twp HSD 201	2015	1.05	0.70	0.20	0.40	0.20	2.55	Watch
	2014	1.05	1.05	0.20	0.40	0.20	2.90	Early Warning
Bellwood SD 88	2015	1.05	1.40	0.20	0.40	0.10	3.15	Review
	2014	1.05	1.05	0.20	0.40	0.10	2.80	Early Warning
Belvidere CUSD 100	2015	1.40	1.40	0.40	0.40	0.20	3.80	Recognition
	2014	1.40	1.40	0.40	0.40	0.20	3.80	Recognition
Bement CUSD 5	2015	1.05	1.05	0.20	0.40	0.40	3.10	Review
	2014	0.70	1.05	0.20	0.40	0.40	2.75	Early Warning
Benjamin SD 25	2015	1.40	1.40	0.40	0.40	0.30	3.90	Recognition
	2014	1.40	1.40	0.40	0.40	0.30	3.90	Recognition
Bensenville SD 2	2015	1.40	1.05	0.40	0.40	0.10	3.35	Review
	2014	1.40	1.05	0.40	0.40	0.10	3.35	Review
Benton CCSD 47	2015	1.05	1.05	0.20	0.40	0.10	2.80	Early Warning
	2014	1.05	1.05	0.20	0.40	0.30	3.00	Early Warning
Benton Cons HSD 103	2015	1.40	1.40	0.30	0.40	0.40	3.90	Recognition
	2014	1.40	1.40	0.30	0.40	0.40	3.90	Recognition
Berkeley SD 87	2015	1.40	1.05	0.40	0.40	0.20	3.45	Review
	2014	1.40	1.05	0.40	0.40	0.20	3.45	Review
Berwyn North SD 98	2015	1.40	1.05	0.40	0.40	0.40	3.65	Recognition
	2014	1.40	1.40	0.40	0.40	0.40	4.00	Recognition
Berwyn South SD 100	2015	1.40	0.70	0.20	0.40	0.10	2.80	Early Warning
	2014	1.40	1.05	0.20	0.40	0.10	3.15	Review

(FBRR - Fund Balance/Revenue Ratio - Weighting of 35%, EXRV - Expenditures/Revenue Ratio - Weighting of 35%, DCOH - Days Cash on Hand - Weighting of 10%, STB - Short-Term Borrowing - Weighting of 10%, and LTD - Long-Term Debt -Weighting of 10%)

Note: Because Whiteside School District 115 did not submit an FY15 AFR, they are in the Financial Watch Category.

<u>District Name</u>	<u>Data Year</u>	<u>FBRR</u>	<u>ERR</u>	<u>DCOH</u>	<u>STB</u>	<u>LTD</u>	<u>Total Score</u>	<u>Designation</u>
Bethalto CUSD 8	2015	1.05	1.40	0.20	0.40	0.20	3.25	Review
	2014	0.70	0.70	0.20	0.40	0.20	2.20	Watch
Bethel SD 82	2015	1.40	1.40	0.40	0.40	0.40	4.00	Recognition
	2014	1.40	1.40	0.40	0.40	0.30	3.90	Recognition
Big Hollow SD 38	2015	0.70	1.05	0.30	0.20	0.10	2.35	Watch
	2014	0.70	0.70	0.30	0.30	0.10	2.10	Watch
Bismarck Henning CUSD	2015	1.05	1.05	0.20	0.40	0.30	3.00	Early Warning
	2014	1.05	1.05	0.20	0.40	0.30	3.00	Early Warning
Bloom Twp HSD 206	2015	1.40	1.05	0.30	0.40	0.40	3.55	Recognition
	2014	1.40	1.40	0.30	0.40	0.30	3.80	Recognition
Bloomingdale SD 13	2015	1.40	1.40	0.40	0.40	0.40	4.00	Recognition
	2014	1.40	1.40	0.40	0.40	0.40	4.00	Recognition
Bloomington SD 87	2015	1.40	1.40	0.40	0.40	0.30	3.90	Recognition
	2014	1.40	1.05	0.40	0.40	0.30	3.55	Recognition
Blue Ridge CUSD 18	2015	1.40	1.40	0.40	0.40	0.20	3.80	Recognition
	2014	1.40	1.05	0.40	0.40	0.20	3.45	Review
Bluford CCSD 114	2015	1.05	1.05	0.20	0.40	0.30	3.00	Early Warning
	2014	1.05	0.70	0.20	0.40	0.20	2.55	Watch
Bond County CUSD 2	2015	1.05	1.05	0.20	0.40	0.20	2.90	Early Warning
	2014	1.05	1.05	0.20	0.40	0.20	2.90	Early Warning
Bourbonnais SD 53	2015	1.40	1.05	0.30	0.40	0.30	3.45	Review
	2014	1.40	1.05	0.40	0.40	0.30	3.55	Recognition
Braceville SD 75	2015	1.05	0.70	0.20	0.40	0.40	2.75	Early Warning
	2014	1.05	0.70	0.20	0.40	0.40	2.75	Early Warning
Bradford CUSD 1	2015	1.40	1.40	0.40	0.40	0.40	4.00	Recognition
	2014	1.40	1.40	0.30	0.40	0.40	3.90	Recognition
Bradley Bourbonnais CHSD 307	2015	1.40	1.40	0.40	0.40	0.30	3.90	Recognition
	2014	1.40	1.40	0.30	0.40	0.30	3.80	Recognition
Bradley SD 61	2015	1.40	1.05	0.30	0.40	0.40	3.55	Recognition
	2014	1.40	1.05	0.30	0.40	0.40	3.55	Recognition
Breese ESD 12	2015	0.35	1.05	0.10	0.40	0.40	2.30	Watch

(FBRR - Fund Balance/Revenue Ratio - Weighting of 35%, EXRV - Expenditures/Revenue Ratio - Weighting of 35%, DCOH - Days Cash on Hand - Weighting of 10%, STB - Short-Term Borrowing - Weighting of 10%, and LTD - Long-Term Debt -Weighting of 10%)

Note: Because Whiteside School District 115 did not submit an FY15 AFR, they are in the Financial Watch Category.

<u>District Name</u>	<u>Data Year</u>	<u>FBRR</u>	<u>ERR</u>	<u>DCOH</u>	<u>STB</u>	<u>LTD</u>	<u>Total Score</u>	<u>Designation</u>
Breese ESD 12	2014	0.35	0.70	0.10	0.40	0.40	1.95	Watch
Bremen CHSD 228	2015	1.40	1.05	0.40	0.40	0.30	3.55	Recognition
	2014	1.40	1.05	0.40	0.40	0.30	3.55	Recognition
Brimfield CUSD 309	2015	1.40	1.40	0.40	0.40	0.10	3.70	Recognition
	2014	1.40	1.40	0.40	0.40	0.10	3.70	Recognition
Brookfield Lagrange Park SD 95	2015	1.40	1.05	0.40	0.40	0.20	3.45	Review
	2014	1.40	1.40	0.40	0.40	0.20	3.80	Recognition
Brooklyn UD 188	2015	1.05	0.70	0.20	0.40	0.10	2.45	Watch
	2014	1.40	1.05	0.30	0.40	0.10	3.25	Review
Brookwood SD 167	2015	1.40	1.05	0.40	0.40	0.10	3.35	Review
	2014	1.40	1.40	0.40	0.40	0.10	3.70	Recognition
Brown County CUSD 1	2015	1.40	1.05	0.30	0.40	0.30	3.45	Review
	2014	1.40	1.05	0.30	0.40	0.30	3.45	Review
Brownstown CUSD 201	2015	1.40	1.40	0.40	0.40	0.20	3.80	Recognition
	2014	1.40	1.40	0.40	0.40	0.20	3.80	Recognition
Brussels CUSD 42	2015	1.40	1.05	0.30	0.40	0.40	3.55	Recognition
	2014	1.40	1.40	0.30	0.40	0.40	3.90	Recognition
Buncombe Cons SD 43	2015	1.05	1.40	0.20	0.40	0.40	3.45	Review
	2014	1.05	1.40	0.20	0.40	0.40	3.45	Review
Bunker Hill CUSD 8	2015	1.40	1.40	0.30	0.40	0.40	3.90	Recognition
	2014	1.40	1.40	0.30	0.40	0.40	3.90	Recognition
Burbank SD 111	2015	1.40	1.40	0.40	0.40	0.40	4.00	Recognition
	2014	1.40	1.40	0.40	0.40	0.40	4.00	Recognition
Bureau Valley CUSD 340	2015	1.05	1.05	0.20	0.40	0.40	3.10	Review
	2014	1.05	1.05	0.20	0.40	0.30	3.00	Early Warning
Burnham SD 154-5	2015	1.40	0.35	0.30	0.40	0.30	2.75	Early Warning
	2014	1.40	1.05	0.40	0.40	0.20	3.45	Review
Bushnell Prairie City CUSD 170	2015	1.40	1.40	0.30	0.40	0.40	3.90	Recognition
	2014	1.40	1.05	0.30	0.40	0.40	3.55	Recognition
Butler SD 53	2015	1.40	1.40	0.40	0.40	0.40	4.00	Recognition
	2014	1.40	1.40	0.40	0.40	0.40	4.00	Recognition

(FBRR - Fund Balance/Revenue Ratio - Weighting of 35%, EXRV - Expenditures/Revenue Ratio - Weighting of 35%, DCOH - Days Cash on Hand - Weighting of 10%, STB - Short-Term Borrowing - Weighting of 10%, and LTD - Long-Term Debt -Weighting of 10%)

Note: Because Whiteside School District 115 did not submit an FY15 AFR, they are in the Financial Watch Category.

<u>District Name</u>	<u>Data Year</u>	<u>FBRR</u>	<u>ERR</u>	<u>DCOH</u>	<u>STB</u>	<u>LTD</u>	<u>Total Score</u>	<u>Designation</u>
Byron CUSD 226	2015	1.40	1.05	0.40	0.40	0.30	3.55	Recognition
	2014	1.40	1.40	0.40	0.40	0.30	3.90	Recognition
Cahokia CUSD 187	2015	1.05	1.40	0.20	0.40	0.10	3.15	Review
	2014	1.05	1.40	0.20	0.40	0.10	3.15	Review
Cairo USD 1	2015	1.40	1.05	0.40	0.40	0.30	3.55	Recognition
	2014	1.40	1.05	0.40	0.40	0.30	3.55	Recognition
Calhoun CUSD 40	2015	0.70	1.05	0.20	0.40	0.10	2.45	Watch
	2014	1.05	0.70	0.20	0.40	0.10	2.45	Watch
Calumet City SD 155	2015	1.40	1.05	0.30	0.40	0.10	3.25	Review
	2014	1.40	1.40	0.40	0.40	0.10	3.70	Recognition
Calumet Public SD 132	2015	1.40	1.40	0.40	0.40	0.20	3.80	Recognition
	2014	1.40	1.40	0.40	0.40	0.20	3.80	Recognition
Cambridge CUSD 227	2015	1.40	1.40	0.30	0.40	0.40	3.90	Recognition
	2014	1.40	1.40	0.30	0.40	0.40	3.90	Recognition
Canton Union SD 66	2015	1.40	1.40	0.40	0.40	0.40	4.00	Recognition
	2014	1.40	1.05	0.30	0.40	0.30	3.45	Review
Carbon Cliff-Barstow SD 36	2015	1.40	1.05	0.20	0.40	0.30	3.35	Review
	2014	1.40	0.70	0.20	0.40	0.20	2.90	Early Warning
Carbondale CHSD 165	2015	1.40	1.05	0.30	0.40	0.40	3.55	Recognition
	2014	1.40	1.40	0.40	0.40	0.30	3.90	Recognition
Carbondale ESD 95	2015	1.40	1.40	0.40	0.40	0.30	3.90	Recognition
	2014	1.40	1.40	0.40	0.40	0.30	3.90	Recognition
Carlinville CUSD 1	2015	1.40	1.05	0.30	0.40	0.40	3.55	Recognition
	2014	1.40	1.40	0.40	0.40	0.40	4.00	Recognition
Carlyle CUSD 1	2015	1.40	1.05	0.40	0.40	0.40	3.65	Recognition
	2014	1.40	1.05	0.40	0.40	0.40	3.65	Recognition
Carmi-White County CUSD 5	2015	1.05	1.40	0.30	0.40	0.30	3.45	Review
	2014	0.70	1.40	0.20	0.40	0.30	3.00	Early Warning
Carrier Mills-Stonefort CUSD 2	2015	1.40	1.40	0.30	0.40	0.40	3.90	Recognition
	2014	1.05	1.05	0.20	0.40	0.40	3.10	Review
Carrollton CUSD 1	2015	1.40	1.05	0.30	0.40	0.40	3.55	Recognition

(FBRR - Fund Balance/Revenue Ratio - Weighting of 35%, EXRV - Expenditures/Revenue Ratio - Weighting of 35%, DCOH - Days Cash on Hand - Weighting of 10%, STB - Short-Term Borrowing - Weighting of 10%, and LTD - Long-Term Debt -Weighting of 10%)

Note: Because Whiteside School District 115 did not submit an FY15 AFR, they are in the Financial Watch Category.

<u>District Name</u>	<u>Data Year</u>	<u>FBRR</u>	<u>ERR</u>	<u>DCOH</u>	<u>STB</u>	<u>LTD</u>	<u>Total Score</u>	<u>Designation</u>
Carrollton CUSD 1	2014	1.40	1.40	0.30	0.40	0.40	3.90	Recognition
Carterville CUSD 5	2015	1.40	1.05	0.30	0.40	0.10	3.25	Review
	2014	1.40	1.05	0.30	0.40	0.10	3.25	Review
Carthage ESD 317	2015	1.40	1.05	0.40	0.40	0.40	3.65	Recognition
	2014	1.40	1.05	0.40	0.40	0.40	3.65	Recognition
Cary CCSD 26	2015	1.40	1.40	0.40	0.40	0.10	3.70	Recognition
	2014	1.05	1.40	0.40	0.40	0.10	3.35	Review
Casey-Westfield CUSD 4C	2015	1.05	1.05	0.20	0.40	0.20	2.90	Early Warning
	2014	1.05	1.05	0.20	0.40	0.20	2.90	Early Warning
Cass SD 63	2015	1.40	1.05	0.30	0.40	0.30	3.45	Review
	2014	1.40	1.05	0.30	0.40	0.30	3.45	Review
Catlin CUSD 5	2015	1.40	1.40	0.30	0.40	0.40	3.90	Recognition
	2014	1.40	1.05	0.30	0.40	0.40	3.55	Recognition
CCSD 146	2015	1.40	1.40	0.40	0.40	0.20	3.80	Recognition
	2014	1.40	1.40	0.40	0.40	0.20	3.80	Recognition
CCSD 168	2015	1.40	1.05	0.40	0.40	0.40	3.65	Recognition
	2014	1.40	1.05	0.40	0.40	0.40	3.65	Recognition
CCSD 180	2015	1.40	1.40	0.40	0.40	0.40	4.00	Recognition
	2014	1.40	1.40	0.40	0.40	0.40	4.00	Recognition
CCSD 204	2015	1.40	1.40	0.40	0.40	0.30	3.90	Recognition
	2014	1.40	1.05	0.40	0.40	0.30	3.55	Recognition
CCSD 62	2015	1.40	1.40	0.40	0.40	0.10	3.70	Recognition
	2014	1.40	1.40	0.40	0.40	0.10	3.70	Recognition
CCSD 89	2015	1.40	1.40	0.40	0.40	0.30	3.90	Recognition
	2014	1.40	1.05	0.40	0.40	0.30	3.55	Recognition
CCSD 93	2015	1.40	1.40	0.40	0.40	0.30	3.90	Recognition
	2014	1.40	1.40	0.40	0.40	0.30	3.90	Recognition
Center Cass SD 66	2015	1.40	1.40	0.40	0.40	0.40	4.00	Recognition
	2014	1.40	1.40	0.40	0.40	0.40	4.00	Recognition
Central A & M CUD 21	2015	1.40	1.05	0.30	0.40	0.40	3.55	Recognition
	2014	1.40	1.40	0.30	0.40	0.40	3.90	Recognition

(FBRR - Fund Balance/Revenue Ratio - Weighting of 35%, EXRV - Expenditures/Revenue Ratio - Weighting of 35%, DCOH - Days Cash on Hand - Weighting of 10%, STB - Short-Term Borrowing - Weighting of 10%, and LTD - Long-Term Debt -Weighting of 10%)

Note: Because Whiteside School District 115 did not submit an FY15 AFR, they are in the Financial Watch Category.

<u>District Name</u>	<u>Data Year</u>	<u>FBRR</u>	<u>ERR</u>	<u>DCOH</u>	<u>STB</u>	<u>LTD</u>	<u>Total Score</u>	<u>Designation</u>
Central CHSD 71	2015	1.40	1.05	0.40	0.40	0.40	3.65	Recognition
	2014	1.40	1.05	0.40	0.40	0.40	3.65	Recognition
Central City SD 133	2015	1.40	1.05	0.30	0.40	0.20	3.35	Review
	2014	1.05	1.05	0.20	0.40	0.30	3.00	Early Warning
Central CUSD 3	2015	1.40	1.05	0.30	0.40	0.40	3.55	Recognition
	2014	1.40	1.05	0.40	0.40	0.40	3.65	Recognition
Central CUSD 301	2015	1.40	1.40	0.40	0.40	0.20	3.80	Recognition
	2014	1.40	1.40	0.40	0.40	0.20	3.80	Recognition
Central CUSD 4	2015	1.40	1.05	0.30	0.40	0.20	3.35	Review
	2014	1.40	1.05	0.40	0.40	0.20	3.45	Review
Central SD 104	2015	1.40	1.40	0.40	0.40	0.10	3.70	Recognition
	2014	1.40	1.40	0.40	0.40	0.10	3.70	Recognition
Central SD 51	2015	1.40	1.05	0.40	0.40	0.20	3.45	Review
	2014	1.40	1.05	0.40	0.40	0.20	3.45	Review
Central Stickney SD 110	2015	1.40	1.40	0.40	0.40	0.40	4.00	Recognition
	2014	1.40	1.40	0.40	0.40	0.40	4.00	Recognition
Centralia HSD 200	2015	1.05	1.05	0.20	0.40	0.10	2.80	Early Warning
	2014	1.05	0.35	0.20	0.40	0.10	2.10	Watch
Centralia SD 135	2015	1.40	1.05	0.30	0.40	0.30	3.45	Review
	2014	1.40	1.05	0.30	0.40	0.30	3.45	Review
Century CUSD 100	2015	1.40	1.05	0.30	0.40	0.30	3.45	Review
	2014	1.40	1.05	0.40	0.40	0.20	3.45	Review
Cerro Gordo CUSD 100	2015	1.40	1.40	0.30	0.40	0.40	3.90	Recognition
	2014	1.05	1.40	0.20	0.40	0.30	3.35	Review
Chadwick-Milledgeville CUSD 399	2015	1.40	1.40	0.40	0.40	0.30	3.90	Recognition
	2014	1.40	1.05	0.40	0.40	0.30	3.55	Recognition
Champaign CUSD 4	2015	1.40	1.40	0.40	0.40	0.30	3.90	Recognition
	2014	1.40	1.40	0.40	0.40	0.30	3.90	Recognition
Chaney-Monge SD 88	2015	1.40	1.05	0.30	0.40	0.30	3.45	Review
	2014	1.40	1.40	0.30	0.40	0.40	3.90	Recognition
Channahon SD 17	2015	1.40	1.05	0.40	0.40	0.40	3.65	Recognition

(FBRR - Fund Balance/Revenue Ratio - Weighting of 35%, EXRV - Expenditures/Revenue Ratio - Weighting of 35%, DCOH - Days Cash on Hand - Weighting of 10%, STB - Short-Term Borrowing - Weighting of 10%, and LTD - Long-Term Debt -Weighting of 10%)

Note: Because Whiteside School District 115 did not submit an FY15 AFR, they are in the Financial Watch Category.

<u>District Name</u>	<u>Data Year</u>	<u>FBRR</u>	<u>ERR</u>	<u>DCOH</u>	<u>STB</u>	<u>LTD</u>	<u>Total Score</u>	<u>Designation</u>
Channahon SD 17	2014	1.40	1.40	0.40	0.40	0.40	4.00	Recognition
Charleston CUSD 1	2015	1.40	0.70	0.20	0.40	0.40	3.10	Review
	2014	1.40	1.05	0.30	0.40	0.40	3.55	Recognition
Cherry SD 92	2015	1.05	0.35	0.20	0.20	0.40	2.20	Watch
	2014	0.35	0.70	0.20	0.40	0.40	2.05	Watch
Chester CUSD 139	2015	1.05	0.70	0.20	0.40	0.20	2.55	Watch
	2014	1.40	1.05	0.30	0.40	0.20	3.35	Review
Chester N HSD 122	2015	1.40	1.05	0.40	0.10	0.40	3.35	Review
	2014	1.40	1.05	0.40	0.10	0.40	3.35	Review
Chester-East Lincoln CCSD 61	2015	1.40	1.40	0.40	0.40	0.20	3.80	Recognition
	2014	1.40	1.05	0.40	0.40	0.20	3.45	Review
Chicago Heights SD 170	2015	1.40	1.05	0.40	0.40	0.40	3.65	Recognition
	2014	1.40	1.05	0.40	0.40	0.40	3.65	Recognition
Chicago Ridge SD 127-5	2015	1.40	1.40	0.40	0.40	0.20	3.80	Recognition
	2014	1.40	1.40	0.40	0.40	0.20	3.80	Recognition
Christopher USD 99	2015	1.40	1.05	0.30	0.40	0.10	3.25	Review
	2014	1.40	1.40	0.30	0.40	0.10	3.60	Recognition
CHSD 117	2015	1.40	1.40	0.40	0.40	0.40	4.00	Recognition
	2014	1.40	1.40	0.40	0.40	0.40	4.00	Recognition
CHSD 128	2015	1.40	1.40	0.40	0.40	0.40	4.00	Recognition
	2014	1.40	1.40	0.40	0.40	0.40	4.00	Recognition
CHSD 155	2015	1.40	1.40	0.40	0.40	0.40	4.00	Recognition
	2014	1.40	1.05	0.40	0.40	0.40	3.65	Recognition
CHSD 218	2015	1.40	1.05	0.40	0.40	0.30	3.55	Recognition
	2014	1.40	1.40	0.40	0.40	0.30	3.90	Recognition
CHSD 94	2015	1.40	1.05	0.40	0.40	0.40	3.65	Recognition
	2014	1.40	1.40	0.40	0.40	0.40	4.00	Recognition
CHSD 99	2015	0.70	1.05	0.30	0.40	0.40	2.85	Early Warning
	2014	0.70	1.40	0.40	0.40	0.40	3.30	Review
Cicero SD 99	2015	1.40	1.40	0.40	0.40	0.10	3.70	Recognition
	2014	1.40	1.05	0.40	0.40	0.10	3.35	Review

(FBRR - Fund Balance/Revenue Ratio - Weighting of 35%, EXRV - Expenditures/Revenue Ratio - Weighting of 35%, DCOH - Days Cash on Hand - Weighting of 10%, STB - Short-Term Borrowing - Weighting of 10%, and LTD - Long-Term Debt -Weighting of 10%)

Note: Because Whiteside School District 115 did not submit an FY15 AFR, they are in the Financial Watch Category.

<u>District Name</u>	<u>Data Year</u>	<u>FBRR</u>	<u>ERR</u>	<u>DCOH</u>	<u>STB</u>	<u>LTD</u>	<u>Total Score</u>	<u>Designation</u>
Cissna Park CUSD 6	2015	1.40	1.40	0.40	0.40	0.40	4.00	Recognition
	2014	1.40	1.40	0.40	0.40	0.40	4.00	Recognition
City of Chicago SD 299	2015	0.70	0.70	0.10	0.40	0.20	2.10	Watch
	2014	0.70	1.05	0.10	0.40	0.20	2.45	Watch
Clay City CUSD 10	2015	1.40	1.40	0.40	0.40	0.20	3.80	Recognition
	2014	1.40	1.40	0.30	0.40	0.20	3.70	Recognition
Clinton CUSD 15	2015	1.40	1.40	0.40	0.40	0.30	3.90	Recognition
	2014	1.40	1.40	0.40	0.40	0.30	3.90	Recognition
Coal City CUSD 1	2015	1.40	1.40	0.40	0.40	0.30	3.90	Recognition
	2014	1.40	1.40	0.40	0.40	0.30	3.90	Recognition
Cobden SUD 17	2015	1.40	1.40	0.40	0.40	0.30	3.90	Recognition
	2014	1.40	1.05	0.40	0.40	0.20	3.45	Review
Collinsville CUSD 10	2015	1.40	1.40	0.30	0.40	0.40	3.90	Recognition
	2014	1.40	1.40	0.30	0.40	0.40	3.90	Recognition
Colona SD 190	2015	1.40	1.40	0.40	0.40	0.30	3.90	Recognition
	2014	1.40	1.05	0.30	0.40	0.40	3.55	Recognition
Columbia CUSD 4	2015	1.40	1.40	0.40	0.40	0.20	3.80	Recognition
	2014	1.40	1.40	0.40	0.40	0.20	3.80	Recognition
Comm Cons SD 59	2015	1.40	1.40	0.40	0.40	0.40	4.00	Recognition
	2014	1.40	1.05	0.40	0.40	0.40	3.65	Recognition
Cons HSD 230	2015	1.40	1.40	0.40	0.40	0.40	4.00	Recognition
	2014	1.40	1.05	0.40	0.40	0.40	3.65	Recognition
Cons SD 158	2014	1.40	1.40	0.30	0.40	0.10	3.60	Recognition
Cook County SD 130	2015	1.40	1.05	0.30	0.40	0.30	3.45	Review
	2014	1.40	1.05	0.30	0.40	0.30	3.45	Review
Cornell CCSD 426	2015	1.40	1.40	0.30	0.40	0.30	3.80	Recognition
	2014	1.40	1.40	0.30	0.40	0.30	3.80	Recognition
Coulterville USD 1	2015	1.40	1.40	0.30	0.40	0.40	3.90	Recognition
	2014	1.05	1.40	0.20	0.40	0.40	3.45	Review
Country Club Hills SD 160	2015	1.40	1.05	0.30	0.40	0.10	3.25	Review
	2014	1.40	1.05	0.30	0.40	0.10	3.25	Review

(FBRR - Fund Balance/Revenue Ratio - Weighting of 35%, EXRV - Expenditures/Revenue Ratio - Weighting of 35%, DCOH - Days Cash on Hand - Weighting of 10%, STB - Short-Term Borrowing - Weighting of 10%, and LTD - Long-Term Debt -Weighting of 10%)

Note: Because Whiteside School District 115 did not submit an FY15 AFR, they are in the Financial Watch Category.

<u>District Name</u>	<u>Data Year</u>	<u>FBRR</u>	<u>ERR</u>	<u>DCOH</u>	<u>STB</u>	<u>LTD</u>	<u>Total Score</u>	<u>Designation</u>
County of Union Sch Dist No43	2015	1.40	1.40	0.40	0.40	0.20	3.80	Recognition
	2014	1.40	1.40	0.40	0.40	0.20	3.80	Recognition
County of Winnebago SD 320	2015	1.40	1.40	0.40	0.40	0.20	3.80	Recognition
	2014	1.40	1.05	0.40	0.40	0.20	3.45	Review
County of Woodford School	2015	1.40	1.40	0.40	0.40	0.40	4.00	Recognition
	2014	1.40	1.40	0.30	0.40	0.40	3.90	Recognition
Cowden-Herrick CUSD 3A	2015	1.40	1.40	0.30	0.40	0.40	3.90	Recognition
	2014	1.05	1.40	0.20	0.40	0.40	3.45	Review
Crab Orchard CUSD 3	2015	1.05	1.05	0.20	0.40	0.20	2.90	Early Warning
	2014	1.05	1.05	0.20	0.40	0.20	2.90	Early Warning
Crescent Iroquois CUSD 249	2015	1.40	1.05	0.30	0.40	0.40	3.55	Recognition
	2014	1.40	0.70	0.30	0.40	0.40	3.20	Review
Creston CCSD 161	2015	1.40	0.70	0.30	0.40	0.30	3.10	Review
	2014	1.40	1.40	0.40	0.40	0.40	4.00	Recognition
Crete Monee CUSD 201U	2015	1.40	1.05	0.40	0.40	0.10	3.35	Review
	2014	1.40	1.05	0.40	0.40	0.10	3.35	Review
Creve Coeur SD 76	2015	1.40	1.05	0.40	0.40	0.30	3.55	Recognition
	2014	1.40	1.05	0.40	0.40	0.40	3.65	Recognition
Crystal Lake CCSD 47	2015	1.40	1.40	0.40	0.40	0.30	3.90	Recognition
	2014	1.40	1.05	0.40	0.40	0.30	3.55	Recognition
Cumberland CUSD 77	2015	1.40	1.05	0.30	0.40	0.30	3.45	Review
	2014	1.40	1.05	0.30	0.40	0.30	3.45	Review
CUSD 200	2015	1.40	1.40	0.30	0.40	0.30	3.80	Recognition
	2014	1.40	1.05	0.30	0.40	0.30	3.45	Review
CUSD 201	2015	1.40	1.40	0.40	0.40	0.40	4.00	Recognition
	2014	1.40	1.40	0.40	0.40	0.40	4.00	Recognition
CUSD 3 Fulton County	2015	1.40	1.40	0.40	0.40	0.30	3.90	Recognition
	2014	1.40	1.05	0.30	0.40	0.30	3.45	Review
CUSD 300	2015	1.40	1.40	0.30	0.40	0.10	3.60	Recognition
	2014	1.40	1.05	0.30	0.40	0.10	3.25	Review
CUSD 308	2015	1.05	1.05	0.30	0.40	0.10	2.90	Early Warning

(FBRR - Fund Balance/Revenue Ratio - Weighting of 35%, EXRV - Expenditures/Revenue Ratio - Weighting of 35%, DCOH - Days Cash on Hand - Weighting of 10%, STB - Short-Term Borrowing - Weighting of 10%, and LTD - Long-Term Debt -Weighting of 10%)

Note: Because Whiteside School District 115 did not submit an FY15 AFR, they are in the Financial Watch Category.

<u>District Name</u>	<u>Data Year</u>	<u>FBRR</u>	<u>ERR</u>	<u>DCOH</u>	<u>STB</u>	<u>LTD</u>	<u>Total Score</u>	<u>Designation</u>
CUSD 4	2015	1.40	0.70	0.30	0.40	0.30	3.10	Review
	2014	1.40	1.40	0.30	0.40	0.30	3.80	Recognition
Cypress SD 64	2015	1.40	1.05	0.40	0.40	0.40	3.65	Recognition
	2014	1.40	1.05	0.30	0.40	0.40	3.55	Recognition
Dakota CUSD 201	2015	1.40	1.05	0.30	0.40	0.40	3.55	Recognition
	2014	1.40	1.40	0.30	0.40	0.40	3.90	Recognition
Dallas ESD 327	2015	1.40	1.05	0.30	0.40	0.40	3.55	Recognition
	2014	1.40	1.05	0.30	0.40	0.30	3.45	Review
Dalzell SD 98	2015	1.40	1.05	0.30	0.40	0.40	3.55	Recognition
	2014	1.40	1.05	0.30	0.40	0.30	3.45	Review
Damiansville SD 62	2015	1.05	1.05	0.20	0.40	0.10	2.80	Early Warning
	2014	1.05	1.40	0.20	0.40	0.10	3.15	Review
Danville CCSD 118	2015	1.40	1.40	0.30	0.40	0.20	3.70	Recognition
	2014	1.40	1.05	0.30	0.40	0.20	3.35	Review
Darien SD 61	2015	1.40	1.40	0.40	0.40	0.40	4.00	Recognition
	2014	1.40	1.40	0.40	0.40	0.40	4.00	Recognition
Decatur SD 61	2015	1.40	1.05	0.30	0.40	0.10	3.25	Review
	2014	1.40	1.05	0.30	0.40	0.10	3.25	Review
Deer Creek-Mackinaw CUSD 701	2015	1.40	1.05	0.30	0.40	0.30	3.45	Review
	2014	1.40	1.05	0.30	0.40	0.30	3.45	Review
Deer Park CCSD 82	2015	1.40	1.05	0.40	0.40	0.30	3.55	Recognition
	2014	1.40	1.40	0.40	0.40	0.30	3.90	Recognition
Deerfield SD 109	2015	1.40	1.40	0.40	0.40	0.40	4.00	Recognition
	2014	1.40	1.40	0.40	0.40	0.40	4.00	Recognition
DeKalb CUSD 428	2015	1.40	1.05	0.40	0.40	0.10	3.35	Review
	2014	1.40	1.05	0.40	0.40	0.10	3.35	Review
Deland-Weldon CUSD 57	2015	1.40	1.05	0.30	0.40	0.30	3.45	Review
	2014	1.40	0.70	0.20	0.40	0.30	3.00	Early Warning
Delavan CUSD 703	2015	1.40	1.05	0.40	0.40	0.40	3.65	Recognition
	2014	1.40	1.40	0.40	0.40	0.40	4.00	Recognition
DePue USD 103	2015	1.40	0.70	0.30	0.40	0.30	3.10	Review

(FBRR - Fund Balance/Revenue Ratio - Weighting of 35%, EXRV - Expenditures/Revenue Ratio - Weighting of 35%, DCOH - Days Cash on Hand - Weighting of 10%, STB - Short-Term Borrowing - Weighting of 10%, and LTD - Long-Term Debt -Weighting of 10%)

Note: Because Whiteside School District 115 did not submit an FY15 AFR, they are in the Financial Watch Category.

<u>District Name</u>	<u>Data Year</u>	<u>FBRR</u>	<u>ERR</u>	<u>DCOH</u>	<u>STB</u>	<u>LTD</u>	<u>Total Score</u>	<u>Designation</u>
DePue USD 103	2014	1.40	1.05	0.30	0.40	0.30	3.45	Review
DeSoto Cons SD 86	2015	1.05	1.40	0.30	0.20	0.20	3.15	Review
	2014	0.35	1.40	0.20	0.20	0.30	2.45	Watch
Diamond Lake SD 76	2015	1.40	1.40	0.40	0.40	0.40	4.00	Recognition
	2014	1.40	1.40	0.40	0.40	0.40	4.00	Recognition
Dieterich CUSD 30	2015	1.40	1.05	0.40	0.40	0.30	3.55	Recognition
	2014	1.40	1.05	0.40	0.40	0.30	3.55	Recognition
Dimmick CCSD 175	2015	1.40	1.40	0.40	0.40	0.30	3.90	Recognition
	2014	1.40	1.40	0.40	0.40	0.30	3.90	Recognition
District 50 Schools	2015	1.40	1.05	0.40	0.40	0.40	3.65	Recognition
	2014	1.40	1.40	0.40	0.40	0.40	4.00	Recognition
Dixon USD 170	2015	1.40	1.05	0.30	0.40	0.40	3.55	Recognition
	2014	1.40	1.05	0.30	0.40	0.40	3.55	Recognition
Dodds CCSD 7	2015	1.40	1.05	0.30	0.40	0.40	3.55	Recognition
	2014	1.40	1.40	0.30	0.40	0.30	3.80	Recognition
Dolton SD 148	2015	1.40	1.05	0.40	0.40	0.10	3.35	Review
	2014	1.40	1.40	0.40	0.40	0.10	3.70	Recognition
Dolton SD 149	2015	1.40	0.70	0.20	0.40	0.10	2.80	Early Warning
	2014	1.40	1.05	0.30	0.40	0.10	3.25	Review
Dongola USD 66	2015	0.70	1.05	0.20	0.40	0.40	2.75	Early Warning
	2014	1.05	1.05	0.20	0.40	0.40	3.10	Review
Donovan CUSD 3	2015	1.40	1.40	0.40	0.40	0.40	4.00	Recognition
	2014	1.40	1.05	0.40	0.40	0.40	3.65	Recognition
Downers Grove GSD 58	2015	1.40	1.40	0.30	0.40	0.40	3.90	Recognition
	2014	1.40	1.05	0.30	0.40	0.40	3.55	Recognition
Dunlap CUSD 323	2015	1.40	1.40	0.40	0.40	0.20	3.80	Recognition
	2014	1.40	1.40	0.40	0.40	0.20	3.80	Recognition
DuPage HSD 88	2015	1.40	1.40	0.40	0.40	0.20	3.80	Recognition
	2014	1.40	1.05	0.40	0.40	0.20	3.45	Review
Dupo CUSD 196	2015	1.40	1.40	0.30	0.40	0.10	3.60	Recognition
	2014	1.05	1.40	0.30	0.40	0.10	3.25	Review

(FBRR - Fund Balance/Revenue Ratio - Weighting of 35%, EXRV - Expenditures/Revenue Ratio - Weighting of 35%, DCOH - Days Cash on Hand - Weighting of 10%, STB - Short-Term Borrowing - Weighting of 10%, and LTD - Long-Term Debt -Weighting of 10%)

Note: Because Whiteside School District 115 did not submit an FY15 AFR, they are in the Financial Watch Category.

<u>District Name</u>	<u>Data Year</u>	<u>FBRR</u>	<u>ERR</u>	<u>DCOH</u>	<u>STB</u>	<u>LTD</u>	<u>Total Score</u>	<u>Designation</u>
Duquoin CUSD 300	2015	0.70	1.05	0.20	0.40	0.10	2.45	Watch
	2014	1.05	1.05	0.20	0.40	0.10	2.80	Early Warning
Durand CUSD 322	2015	1.40	1.05	0.40	0.40	0.40	3.65	Recognition
	2014	1.40	1.40	0.40	0.40	0.40	4.00	Recognition
Dwight Common SD 232	2015	1.40	1.05	0.30	0.40	0.40	3.55	Recognition
	2014	1.40	1.40	0.30	0.40	0.40	3.90	Recognition
Dwight Twp HSD 230	2015	1.40	1.40	0.40	0.40	0.40	4.00	Recognition
	2014	1.40	1.40	0.40	0.40	0.40	4.00	Recognition
Earlville CUSD 9	2015	1.40	1.40	0.40	0.40	0.20	3.80	Recognition
	2014	1.40	1.40	0.40	0.40	0.20	3.80	Recognition
East Alton SD 13	2015	1.05	0.35	0.20	0.40	0.10	2.10	Watch
	2014	1.05	1.05	0.20	0.40	0.10	2.80	Early Warning
East Alton-Wood River CHSD 14	2015	1.40	0.70	0.30	0.40	0.40	3.20	Review
	2014	1.40	1.05	0.40	0.40	0.30	3.55	Recognition
East Coloma - Nelson CESD 20	2015	1.40	1.05	0.40	0.40	0.30	3.55	Recognition
	2014	1.40	1.40	0.40	0.40	0.40	4.00	Recognition
East Dubuque USD 119	2015	1.40	1.40	0.40	0.40	0.40	4.00	Recognition
	2014	1.40	1.40	0.30	0.40	0.40	3.90	Recognition
East Maine SD 63	2015	1.40	1.40	0.40	0.40	0.40	4.00	Recognition
	2014	1.40	1.40	0.40	0.40	0.40	4.00	Recognition
East Moline SD 37	2015	1.40	1.05	0.30	0.40	0.20	3.35	Review
	2014	1.05	0.70	0.20	0.40	0.30	2.65	Early Warning
East Peoria CHSD 309	2015	1.40	1.05	0.40	0.40	0.30	3.55	Recognition
	2014	1.40	1.05	0.40	0.40	0.30	3.55	Recognition
East Peoria SD 86	2015	1.40	1.40	0.40	0.40	0.20	3.80	Recognition
	2014	1.40	1.40	0.40	0.40	0.30	3.90	Recognition
East Prairie SD 73	2015	1.40	1.05	0.40	0.40	0.40	3.65	Recognition
	2014	1.40	1.05	0.40	0.40	0.40	3.65	Recognition
East Richland CUSD 1	2014	1.40	1.40	0.30	0.40	0.10	3.60	Recognition
East St Louis SD 189	2015	1.40	1.40	0.30	0.40	0.10	3.60	Recognition
	2014	1.40	1.40	0.30	0.40	0.10	3.60	Recognition

(FBRR - Fund Balance/Revenue Ratio - Weighting of 35%, EXRV - Expenditures/Revenue Ratio - Weighting of 35%, DCOH - Days Cash on Hand - Weighting of 10%, STB - Short-Term Borrowing - Weighting of 10%, and LTD - Long-Term Debt -Weighting of 10%)

Note: Because Whiteside School District 115 did not submit an FY15 AFR, they are in the Financial Watch Category.

<u>District Name</u>	<u>Data Year</u>	<u>FBRR</u>	<u>ERR</u>	<u>DCOH</u>	<u>STB</u>	<u>LTD</u>	<u>Total Score</u>	<u>Designation</u>
Eastland CUSD 308	2015	1.40	1.40	0.40	0.40	0.30	3.90	Recognition
	2014	1.40	1.05	0.40	0.40	0.30	3.55	Recognition
Edgar County CUD 6	2015	1.05	1.40	0.20	0.40	0.40	3.45	Review
	2014	1.05	1.40	0.20	0.40	0.40	3.45	Review
Edinburg CUSD 4	2015	1.40	1.40	0.40	0.40	0.40	4.00	Recognition
	2014	1.40	1.40	0.40	0.40	0.40	4.00	Recognition
Edwards County CUSD 1	2015	1.40	1.05	0.30	0.40	0.30	3.45	Review
	2014	1.40	1.05	0.30	0.40	0.40	3.55	Recognition
Edwardsville CUSD 7	2015	0.35	1.05	0.20	0.40	0.10	2.10	Watch
	2014	0.70	1.05	0.20	0.40	0.10	2.45	Watch
Effingham CUSD 40	2015	1.40	1.05	0.40	0.40	0.40	3.65	Recognition
	2014	1.40	1.05	0.40	0.40	0.40	3.65	Recognition
Egyptian CUSD 5	2015	1.40	1.40	0.40	0.40	0.40	4.00	Recognition
	2014	1.40	1.40	0.40	0.40	0.40	4.00	Recognition
El Paso-Gridley CUSD 11	2015	1.05	1.05	0.20	0.40	0.40	3.10	Review
	2014	1.05	0.70	0.30	0.40	0.40	2.85	Early Warning
Eldorado CUSD 4	2015	1.40	1.05	0.20	0.40	0.30	3.35	Review
	2014	1.40	1.05	0.30	0.40	0.20	3.35	Review
Elmhurst SD 205	2015	1.40	1.40	0.30	0.40	0.30	3.80	Recognition
	2014	1.40	1.05	0.30	0.40	0.30	3.45	Review
Elmwood CUSD 322	2015	1.40	1.40	0.30	0.40	0.30	3.80	Recognition
	2014	1.40	1.05	0.30	0.40	0.40	3.55	Recognition
Elmwood Park CUSD 401	2015	1.40	1.40	0.40	0.40	0.20	3.80	Recognition
	2014	1.40	1.40	0.30	0.40	0.20	3.70	Recognition
Elverado CUSD 196	2015	1.05	1.05	0.20	0.40	0.30	3.00	Early Warning
	2014	1.05	1.05	0.20	0.40	0.20	2.90	Early Warning
Elwood CCSD 203	2015	1.40	1.05	0.40	0.40	0.40	3.65	Recognition
	2014	1.40	1.05	0.40	0.40	0.40	3.65	Recognition
Emmons SD 33	2015	1.40	1.05	0.40	0.40	0.10	3.35	Review
	2014	1.40	1.40	0.40	0.40	0.10	3.70	Recognition
Erie CUSD 1	2015	1.40	1.05	0.40	0.40	0.40	3.65	Recognition

(FBRR - Fund Balance/Revenue Ratio - Weighting of 35%, EXRV - Expenditures/Revenue Ratio - Weighting of 35%, DCOH - Days Cash on Hand - Weighting of 10%, STB - Short-Term Borrowing - Weighting of 10%, and LTD - Long-Term Debt -Weighting of 10%)

Note: Because Whiteside School District 115 did not submit an FY15 AFR, they are in the Financial Watch Category.

<u>District Name</u>	<u>Data Year</u>	<u>FBRR</u>	<u>ERR</u>	<u>DCOH</u>	<u>STB</u>	<u>LTD</u>	<u>Total Score</u>	<u>Designation</u>
Erie CUSD 1	2014	1.40	1.40	0.40	0.40	0.40	4.00	Recognition
ESD 159	2015	1.40	1.40	0.40	0.40	0.10	3.70	Recognition
	2014	1.40	1.40	0.30	0.40	0.10	3.60	Recognition
Eswood CCSD 269	2015	1.40	1.05	0.40	0.40	0.40	3.65	Recognition
	2014	1.40	1.40	0.40	0.40	0.40	4.00	Recognition
Eureka CUD 140	2015	1.40	1.05	0.40	0.40	0.40	3.65	Recognition
	2014	1.40	1.05	0.30	0.40	0.40	3.55	Recognition
Evanston CCSD 65	2015	1.05	1.40	0.20	0.40	0.30	3.35	Review
	2014	1.05	1.05	0.20	0.40	0.30	3.00	Early Warning
Evanston Twp HSD 202	2015	1.40	1.40	0.30	0.40	0.40	3.90	Recognition
	2014	1.40	1.40	0.30	0.40	0.40	3.90	Recognition
Evergreen Park CHSD 231	2015	1.40	1.40	0.40	0.40	0.40	4.00	Recognition
	2014	1.40	1.40	0.40	0.40	0.40	4.00	Recognition
Evergreen Park ESD 124	2015	1.40	0.70	0.30	0.40	0.30	3.10	Review
	2014	1.40	1.05	0.40	0.40	0.30	3.55	Recognition
Ewing Northern CCSD 115	2015	1.40	1.05	0.40	0.40	0.30	3.55	Recognition
	2014	1.40	1.40	0.40	0.40	0.30	3.90	Recognition
Fairfield Comm H S Dist 225	2015	1.40	1.05	0.30	0.40	0.40	3.55	Recognition
	2014	1.40	1.05	0.30	0.40	0.40	3.55	Recognition
Fairfield PSD 112	2015	1.40	1.05	0.40	0.40	0.10	3.35	Review
	2014	1.40	1.05	0.40	0.40	0.10	3.35	Review
Fairmont SD 89	2015	1.40	1.40	0.40	0.40	0.30	3.90	Recognition
	2014	1.40	1.40	0.30	0.40	0.30	3.80	Recognition
Fairview SD 72	2015	1.40	1.40	0.40	0.40	0.40	4.00	Recognition
	2014	1.40	1.40	0.40	0.40	0.40	4.00	Recognition
Farmington Central CUSD 265	2015	1.40	1.40	0.40	0.40	0.40	4.00	Recognition
	2014	1.40	1.05	0.40	0.40	0.40	3.65	Recognition
Farrington CCSD 99	2015	1.40	1.05	0.30	0.40	0.40	3.55	Recognition
	2014	1.40	1.40	0.40	0.40	0.30	3.90	Recognition
Fenton CHSD 100	2015	1.40	1.05	0.40	0.40	0.40	3.65	Recognition
	2014	1.40	1.40	0.40	0.40	0.40	4.00	Recognition

(FBRR - Fund Balance/Revenue Ratio - Weighting of 35%, EXRV - Expenditures/Revenue Ratio - Weighting of 35%, DCOH - Days Cash on Hand - Weighting of 10%, STB - Short-Term Borrowing - Weighting of 10%, and LTD - Long-Term Debt -Weighting of 10%)

Note: Because Whiteside School District 115 did not submit an FY15 AFR, they are in the Financial Watch Category.

<u>District Name</u>	<u>Data Year</u>	<u>FBRR</u>	<u>ERR</u>	<u>DCOH</u>	<u>STB</u>	<u>LTD</u>	<u>Total Score</u>	<u>Designation</u>
Field CCSD 3	2015	1.40	1.05	0.40	0.40	0.40	3.65	Recognition
	2014	1.40	1.05	0.30	0.40	0.40	3.55	Recognition
Fieldcrest CUSD 6	2015	1.05	1.40	0.20	0.40	0.40	3.45	Review
	2014	0.70	0.70	0.20	0.40	0.40	2.40	Watch
Fisher CUSD 1	2015	1.40	1.05	0.40	0.40	0.10	3.35	Review
	2014	1.40	1.05	0.40	0.40	0.10	3.35	Review
Flanagan-Cornell Dist 74	2015	1.40	1.05	0.30	0.40	0.40	3.55	Recognition
	2014	1.05	0.70	0.20	0.40	0.40	2.75	Early Warning
Flora CUSD 35	2015	1.40	1.40	0.40	0.40	0.10	3.70	Recognition
	2014	1.40	1.40	0.40	0.40	0.10	3.70	Recognition
Flossmoor SD 161	2015	1.40	1.05	0.40	0.40	0.30	3.55	Recognition
	2014	1.40	1.05	0.40	0.40	0.30	3.55	Recognition
Ford Heights SD 169	2015	1.40	1.05	0.40	0.40	0.10	3.35	Review
	2014	1.40	1.05	0.40	0.40	0.10	3.35	Review
Forest Park SD 91	2015	1.40	1.05	0.40	0.40	0.40	3.65	Recognition
	2014	1.40	1.05	0.40	0.40	0.40	3.65	Recognition
Forest Ridge SD 142	2015	1.40	1.05	0.40	0.40	0.20	3.45	Review
	2014	1.40	1.05	0.30	0.40	0.20	3.35	Review
Forrestville Valley CUSD 221	2015	1.40	1.40	0.40	0.40	0.30	3.90	Recognition
	2014	1.40	1.05	0.30	0.40	0.30	3.45	Review
Fox Lake GSD 114	2015	1.40	1.05	0.30	0.40	0.20	3.35	Review
	2014	1.40	1.05	0.40	0.40	0.20	3.45	Review
Fox River Grove Cons SD 3	2015	1.40	1.40	0.40	0.40	0.30	3.90	Recognition
	2014	1.40	1.05	0.40	0.40	0.30	3.55	Recognition
Frankfort CCSD 157C	2015	1.40	1.40	0.40	0.40	0.30	3.90	Recognition
	2014	1.40	1.40	0.40	0.40	0.20	3.80	Recognition
Frankfort CUSD 168	2015	0.35	1.05	0.10	0.40	0.40	2.30	Watch
	2014	0.35	1.05	0.10	0.40	0.30	2.20	Watch
Franklin CUSD 1	2015	1.40	1.05	0.40	0.40	0.40	3.65	Recognition
	2014	1.40	1.05	0.40	0.40	0.40	3.65	Recognition
Franklin Park SD 84	2015	1.40	1.05	0.40	0.40	0.30	3.55	Recognition

(FBRR - Fund Balance/Revenue Ratio - Weighting of 35%, EXRV - Expenditures/Revenue Ratio - Weighting of 35%, DCOH - Days Cash on Hand - Weighting of 10%, STB - Short-Term Borrowing - Weighting of 10%, and LTD - Long-Term Debt -Weighting of 10%)

Note: Because Whiteside School District 115 did not submit an FY15 AFR, they are in the Financial Watch Category.

<u>District Name</u>	<u>Data Year</u>	<u>FBRR</u>	<u>ERR</u>	<u>DCOH</u>	<u>STB</u>	<u>LTD</u>	<u>Total Score</u>	<u>Designation</u>
Franklin Park SD 84	2014	1.40	1.40	0.40	0.40	0.20	3.80	Recognition
Freeburg CCSD 70	2015	1.40	1.05	0.40	0.40	0.40	3.65	Recognition
	2014	1.40	1.05	0.40	0.40	0.40	3.65	Recognition
Freeburg CHSD 77	2015	1.40	0.70	0.30	0.40	0.30	3.10	Review
	2014	1.40	1.05	0.30	0.40	0.30	3.45	Review
Freeport SD 145	2015	1.05	1.05	0.20	0.40	0.30	3.00	Early Warning
	2014	1.40	1.05	0.30	0.40	0.30	3.45	Review
Fremont SD 79	2015	1.40	1.40	0.40	0.40	0.30	3.90	Recognition
	2014	1.40	1.40	0.40	0.40	0.30	3.90	Recognition
Galatia CUSD 1	2015	1.40	1.05	0.30	0.40	0.40	3.55	Recognition
	2014	1.40	1.40	0.40	0.40	0.40	4.00	Recognition
Galena USD 120	2015	1.40	1.40	0.30	0.40	0.40	3.90	Recognition
	2014	1.40	1.40	0.30	0.40	0.40	3.90	Recognition
Galesburg CUSD 205	2015	1.40	1.05	0.30	0.40	0.10	3.25	Review
	2014	1.40	1.05	0.30	0.40	0.10	3.25	Review
Gallatin CUSD 7	2015	1.40	1.40	0.30	0.40	0.40	3.90	Recognition
	2014	1.40	1.40	0.30	0.40	0.40	3.90	Recognition
Galva CUSD 224	2015	1.40	1.40	0.40	0.40	0.40	4.00	Recognition
	2014	1.40	1.40	0.40	0.40	0.40	4.00	Recognition
Gardner CCSD 72C	2015	1.40	1.05	0.40	0.40	0.40	3.65	Recognition
	2014	1.40	1.05	0.40	0.40	0.40	3.65	Recognition
Gardner S Wilmington Twp HSD 73	2015	1.40	1.05	0.40	0.40	0.40	3.65	Recognition
	2014	1.40	1.05	0.40	0.40	0.40	3.65	Recognition
Gavin SD 37	2015	1.40	1.05	0.30	0.40	0.30	3.45	Review
	2014	1.40	1.40	0.30	0.40	0.30	3.80	Recognition
Geff CCSD 14	2015	1.40	1.05	0.40	0.40	0.40	3.65	Recognition
	2014	1.40	1.40	0.40	0.40	0.40	4.00	Recognition
Gen George Patton SD 133	2015	1.40	1.40	0.40	0.40	0.10	3.70	Recognition
	2014	1.40	1.40	0.30	0.40	0.10	3.60	Recognition
Geneseo CUSD 228	2015	1.40	1.05	0.40	0.40	0.40	3.65	Recognition
	2014	1.40	1.05	0.40	0.40	0.40	3.65	Recognition

(FBRR - Fund Balance/Revenue Ratio - Weighting of 35%, EXRV - Expenditures/Revenue Ratio - Weighting of 35%, DCOH - Days Cash on Hand - Weighting of 10%, STB - Short-Term Borrowing - Weighting of 10%, and LTD - Long-Term Debt -Weighting of 10%)

Note: Because Whiteside School District 115 did not submit an FY15 AFR, they are in the Financial Watch Category.

<u>District Name</u>	<u>Data Year</u>	<u>FBRR</u>	<u>ERR</u>	<u>DCOH</u>	<u>STB</u>	<u>LTD</u>	<u>Total Score</u>	<u>Designation</u>
Geneva CUSD 304	2015	1.40	1.40	0.40	0.40	0.10	3.70	Recognition
	2014	1.40	1.40	0.40	0.40	0.10	3.70	Recognition
Genoa Kingston CUSD 424	2015	1.40	1.05	0.40	0.40	0.40	3.65	Recognition
	2014	1.40	1.05	0.40	0.40	0.30	3.55	Recognition
Georgetown-Ridge Farm CUD 4	2015	1.05	1.05	0.20	0.40	0.40	3.10	Review
	2014	0.70	1.05	0.20	0.30	0.30	2.55	Watch
Germantown Hills SD 69	2015	1.40	1.05	0.40	0.40	0.40	3.65	Recognition
	2014	1.40	1.40	0.40	0.40	0.30	3.90	Recognition
Germantown SD 60	2015	1.40	1.05	0.40	0.40	0.40	3.65	Recognition
	2014	1.40	1.40	0.40	0.40	0.40	4.00	Recognition
Giant City CCSD 130	2015	1.40	1.40	0.30	0.40	0.30	3.80	Recognition
	2014	1.40	1.40	0.30	0.40	0.20	3.70	Recognition
Gibson City-Melvin-Sibley CUSD 5	2015	1.40	1.40	0.40	0.40	0.30	3.90	Recognition
	2014	1.40	1.05	0.40	0.40	0.30	3.55	Recognition
Gifford CCSD 188	2015	1.40	1.05	0.40	0.40	0.30	3.55	Recognition
	2014	1.40	1.40	0.40	0.40	0.20	3.80	Recognition
Gillespie CUSD 7	2015	1.40	0.70	0.30	0.40	0.10	2.90	Early Warning
	2014	1.40	1.05	0.30	0.40	0.10	3.25	Review
Glen Ellyn SD 41	2015	1.05	1.40	0.40	0.40	0.40	3.65	Recognition
	2014	1.40	1.05	0.40	0.40	0.40	3.65	Recognition
Glenbard Twp HSD 87	2015	1.40	1.40	0.40	0.40	0.40	4.00	Recognition
	2014	1.40	1.40	0.40	0.40	0.40	4.00	Recognition
Glencoe SD 35	2015	1.40	1.40	0.40	0.40	0.30	3.90	Recognition
	2014	1.40	1.40	0.40	0.40	0.30	3.90	Recognition
Glenview CCSD 34	2015	1.40	1.40	0.40	0.40	0.40	4.00	Recognition
	2014	1.40	1.05	0.40	0.40	0.40	3.65	Recognition
Golf ESD 67	2015	1.40	1.40	0.40	0.40	0.20	3.80	Recognition
	2014	1.40	1.40	0.40	0.40	0.20	3.80	Recognition
Goreville CUD 1	2015	1.40	1.05	0.40	0.40	0.20	3.45	Review
	2014	1.40	1.40	0.40	0.40	0.20	3.80	Recognition
Gower SD 62	2015	1.40	1.40	0.40	0.40	0.40	4.00	Recognition

(FBRR - Fund Balance/Revenue Ratio - Weighting of 35%, EXRV - Expenditures/Revenue Ratio - Weighting of 35%, DCOH - Days Cash on Hand - Weighting of 10%, STB - Short-Term Borrowing - Weighting of 10%, and LTD - Long-Term Debt -Weighting of 10%)

Note: Because Whiteside School District 115 did not submit an FY15 AFR, they are in the Financial Watch Category.

<u>District Name</u>	<u>Data Year</u>	<u>FBRR</u>	<u>ERR</u>	<u>DCOH</u>	<u>STB</u>	<u>LTD</u>	<u>Total Score</u>	<u>Designation</u>
Gower SD 62	2014	1.40	1.40	0.40	0.40	0.40	4.00	Recognition
Grand Prairie CCSD 6	2015	0.70	1.05	0.10	0.40	0.40	2.65	Early Warning
	2014	0.70	1.05	0.10	0.40	0.40	2.65	Early Warning
Grand Ridge CCSD 95	2015	1.40	1.40	0.40	0.40	0.30	3.90	Recognition
	2014	1.40	1.05	0.40	0.40	0.30	3.55	Recognition
Granite City CUSD 9	2015	1.05	1.40	0.20	0.40	0.30	3.35	Review
	2014	1.05	1.05	0.20	0.40	0.30	3.00	Early Warning
Grant CCSD 110	2015	1.40	0.70	0.20	0.40	0.30	3.00	Early Warning
	2014	1.40	1.05	0.30	0.40	0.30	3.45	Review
Grant CHSD 124	2015	1.40	1.05	0.40	0.40	0.30	3.55	Recognition
	2014	1.40	1.40	0.40	0.40	0.30	3.90	Recognition
Grant Park CUSD 6	2015	1.40	1.40	0.40	0.40	0.30	3.90	Recognition
	2014	1.40	1.40	0.30	0.40	0.30	3.80	Recognition
Grass Lake SD 36	2015	1.40	1.40	0.40	0.40	0.40	4.00	Recognition
	2014	1.40	1.40	0.40	0.40	0.40	4.00	Recognition
Grayslake CCSD 46	2015	1.40	1.40	0.40	0.40	0.10	3.70	Recognition
	2014	1.40	1.05	0.30	0.40	0.10	3.25	Review
Grayslake CHSD 127	2015	1.40	1.40	0.40	0.40	0.10	3.70	Recognition
	2014	1.40	1.40	0.40	0.40	0.10	3.70	Recognition
Grayville CUSD 1	2015	1.40	1.05	0.30	0.40	0.30	3.45	Review
	2014	1.40	1.05	0.30	0.40	0.30	3.45	Review
Greenfield CUSD 10	2015	1.40	1.05	0.30	0.40	0.40	3.55	Recognition
	2014	1.40	1.05	0.30	0.40	0.40	3.55	Recognition
Greenview CUSD 200	2015	1.40	1.40	0.40	0.40	0.40	4.00	Recognition
	2014	1.40	1.40	0.40	0.40	0.40	4.00	Recognition
Griggsville-Perry CUSD 4	2015	1.05	1.05	0.20	0.40	0.10	2.80	Early Warning
	2014	0.35	0.70	0.10	0.40	0.10	1.65	Watch
Gurnee SD 56	2015	1.40	1.40	0.40	0.40	0.10	3.70	Recognition
	2014	1.40	1.05	0.40	0.40	0.10	3.35	Review
Hall HSD 502	2015	1.05	1.05	0.20	0.40	0.10	2.80	Early Warning
	2014	1.05	0.70	0.20	0.40	0.10	2.45	Watch

(FBRR - Fund Balance/Revenue Ratio - Weighting of 35%, EXRV - Expenditures/Revenue Ratio - Weighting of 35%, DCOH - Days Cash on Hand - Weighting of 10%, STB - Short-Term Borrowing - Weighting of 10%, and LTD - Long-Term Debt -Weighting of 10%)

Note: Because Whiteside School District 115 did not submit an FY15 AFR, they are in the Financial Watch Category.

<u>District Name</u>	<u>Data Year</u>	<u>FBRR</u>	<u>ERR</u>	<u>DCOH</u>	<u>STB</u>	<u>LTD</u>	<u>Total Score</u>	<u>Designation</u>
Hamilton CCSD 328	2015	1.05	1.05	0.20	0.40	0.40	3.10	Review
	2014	1.05	0.70	0.20	0.40	0.40	2.75	Early Warning
Hamilton Co CUSD 10	2015	0.70	1.40	0.10	0.40	0.40	3.00	Early Warning
	2014	0.70	1.05	0.10	0.40	0.30	2.55	Watch
Hampton SD 29	2015	1.40	1.05	0.40	0.40	0.30	3.55	Recognition
	2014	1.40	1.40	0.40	0.40	0.40	4.00	Recognition
Hardin County CUSD 1	2015	1.05	1.05	0.20	0.40	0.40	3.10	Review
	2014	0.70	1.40	0.20	0.40	0.30	3.00	Early Warning
Harlem UD 122	2015	0.70	1.40	0.30	0.40	0.30	3.10	Review
	2014	0.70	1.40	0.30	0.40	0.30	3.10	Review
Harmony Emge SD 175	2015	1.05	1.05	0.20	0.40	0.20	2.90	Early Warning
	2014	1.05	1.05	0.20	0.40	0.20	2.90	Early Warning
Harrisburg CUSD 3	2015	1.05	1.05	0.20	0.40	0.20	2.90	Early Warning
	2014	1.05	1.05	0.20	0.40	0.20	2.90	Early Warning
Harrison SD 36	2015	1.40	1.40	0.40	0.40	0.20	3.80	Recognition
	2014	1.40	1.40	0.40	0.40	0.20	3.80	Recognition
Hartsburg Emden CUSD 21	2015	1.40	1.40	0.40	0.40	0.40	4.00	Recognition
	2014	1.40	1.40	0.30	0.40	0.40	3.90	Recognition
Harvard CUSD 50	2015	1.40	1.40	0.40	0.40	0.10	3.70	Recognition
	2014	1.40	1.40	0.40	0.40	0.10	3.70	Recognition
Harvey SD 152	2015	1.40	1.05	0.40	0.40	0.40	3.65	Recognition
	2014	1.40	1.05	0.40	0.40	0.40	3.65	Recognition
Havana CUSD 126	2015	1.40	1.05	0.40	0.40	0.30	3.55	Recognition
	2014	1.40	1.05	0.40	0.40	0.30	3.55	Recognition
Hawthorn CCSD 73	2015	1.40	1.05	0.40	0.40	0.30	3.55	Recognition
	2014	1.40	1.05	0.40	0.40	0.30	3.55	Recognition
Hazel Crest SD 152-5	2015	1.40	1.05	0.40	0.40	0.10	3.35	Review
	2014	1.40	1.05	0.40	0.40	0.10	3.35	Review
Henry-Senachwine CUSD 5	2015	1.40	1.40	0.40	0.40	0.40	4.00	Recognition
	2014	1.40	1.05	0.40	0.40	0.40	3.65	Recognition
Heritage CUSD 8	2015	1.40	1.05	0.40	0.40	0.20	3.45	Review

(FBRR - Fund Balance/Revenue Ratio - Weighting of 35%, EXRV - Expenditures/Revenue Ratio - Weighting of 35%, DCOH - Days Cash on Hand - Weighting of 10%, STB - Short-Term Borrowing - Weighting of 10%, and LTD - Long-Term Debt -Weighting of 10%)

Note: Because Whiteside School District 115 did not submit an FY15 AFR, they are in the Financial Watch Category.

<u>District Name</u>	<u>Data Year</u>	<u>FBRR</u>	<u>ERR</u>	<u>DCOH</u>	<u>STB</u>	<u>LTD</u>	<u>Total Score</u>	<u>Designation</u>
Heritage CUSD 8	2014	1.40	1.05	0.40	0.40	0.20	3.45	Review
Herrin CUSD 4	2015	0.70	1.05	0.20	0.40	0.10	2.45	Watch
	2014	1.05	1.05	0.20	0.40	0.10	2.80	Early Warning
Herscher CUSD 2	2015	1.40	1.05	0.40	0.40	0.30	3.55	Recognition
	2014	1.40	1.05	0.40	0.40	0.30	3.55	Recognition
Heyworth CUSD 4	2015	1.40	1.05	0.30	0.40	0.20	3.35	Review
	2014	1.40	1.05	0.30	0.40	0.20	3.35	Review
Hiawatha CUSD 426	2015	1.40	1.05	0.40	0.40	0.20	3.45	Review
	2014	1.40	1.05	0.40	0.40	0.10	3.35	Review
High Mount SD 116	2015	1.05	1.40	0.20	0.40	0.20	3.25	Review
	2014	0.70	1.05	0.10	0.40	0.20	2.45	Watch
Highland CUSD 5	2015	1.05	1.05	0.30	0.40	0.30	3.10	Review
	2014	1.05	1.40	0.20	0.40	0.20	3.25	Review
Hillsboro CUSD 3	2015	1.05	1.05	0.20	0.40	0.30	3.00	Early Warning
	2014	1.05	1.05	0.20	0.40	0.30	3.00	Early Warning
Hillside SD 93	2015	1.40	1.05	0.40	0.40	0.40	3.65	Recognition
	2014	1.40	1.40	0.40	0.40	0.40	4.00	Recognition
Hinckley Big Rock CUSD 429	2015	1.40	1.05	0.40	0.40	0.10	3.35	Review
	2014	1.40	1.05	0.40	0.40	0.10	3.35	Review
Hinsdale CCSD 181	2015	1.40	1.40	0.30	0.40	0.30	3.80	Recognition
	2014	1.40	1.05	0.30	0.40	0.30	3.45	Review
Hinsdale Twp HSD 86	2015	1.05	1.05	0.40	0.40	0.40	3.30	Review
	2014	1.40	1.40	0.40	0.40	0.40	4.00	Recognition
Hollis Cons SD 328	2015	1.40	1.40	0.40	0.40	0.40	4.00	Recognition
	2014	1.40	1.40	0.40	0.40	0.30	3.90	Recognition
Homer CCSD 33C	2015	1.40	1.05	0.30	0.40	0.40	3.55	Recognition
	2014	1.40	1.05	0.40	0.40	0.40	3.65	Recognition
Homewood Flossmoor CHSD 233	2015	1.40	1.05	0.40	0.40	0.10	3.35	Review
	2014	1.40	1.05	0.40	0.40	0.10	3.35	Review
Homewood SD 153	2015	1.40	1.05	0.30	0.40	0.10	3.25	Review
	2014	1.40	1.05	0.30	0.40	0.20	3.35	Review

(FBRR - Fund Balance/Revenue Ratio - Weighting of 35%, EXRV - Expenditures/Revenue Ratio - Weighting of 35%, DCOH - Days Cash on Hand - Weighting of 10%, STB - Short-Term Borrowing - Weighting of 10%, and LTD - Long-Term Debt -Weighting of 10%)

Note: Because Whiteside School District 115 did not submit an FY15 AFR, they are in the Financial Watch Category.

<u>District Name</u>	<u>Data Year</u>	<u>FBRR</u>	<u>ERR</u>	<u>DCOH</u>	<u>STB</u>	<u>LTD</u>	<u>Total Score</u>	<u>Designation</u>
Hononegah CHD 207	2015	1.40	1.05	0.30	0.40	0.40	3.55	Recognition
	2014	1.40	1.40	0.30	0.40	0.40	3.90	Recognition
Hoopeston Area CUSD 11	2015	1.40	1.05	0.40	0.40	0.40	3.65	Recognition
	2014	1.40	1.05	0.40	0.40	0.40	3.65	Recognition
Hoover-Schrum Memorial SD 157	2015	1.40	1.05	0.30	0.40	0.10	3.25	Review
	2014	1.40	1.05	0.30	0.40	0.10	3.25	Review
Hoyleton Cons SD 29	2015	1.40	1.40	0.40	0.40	0.40	4.00	Recognition
	2014	1.40	1.05	0.40	0.40	0.40	3.65	Recognition
Huntley Comm Sch Dist 158	2015	1.40	1.40	0.40	0.40	0.20	3.80	Recognition
Hutsonville CUSD 1	2015	1.40	1.05	0.30	0.40	0.30	3.45	Review
	2014	1.40	1.40	0.30	0.40	0.30	3.80	Recognition
Il Valley Central USD 321	2015	1.40	1.40	0.40	0.40	0.30	3.90	Recognition
	2014	1.40	0.70	0.30	0.40	0.30	3.10	Review
Illini Bluffs CUSD 327	2015	1.40	1.05	0.40	0.40	0.30	3.55	Recognition
	2014	1.40	1.05	0.30	0.40	0.40	3.55	Recognition
Illini Central CUSD 189	2015	1.40	1.40	0.40	0.40	0.30	3.90	Recognition
	2014	1.40	1.40	0.40	0.40	0.30	3.90	Recognition
Illini West H S Dist 307	2015	1.40	1.40	0.40	0.40	0.40	4.00	Recognition
	2014	1.40	1.40	0.40	0.40	0.40	4.00	Recognition
Ina CCSD 8	2015	1.40	0.35	0.30	0.40	0.40	2.85	Early Warning
	2014	1.40	1.05	0.30	0.40	0.30	3.45	Review
Indian Creek CUSD 425	2015	1.40	1.40	0.40	0.40	0.40	4.00	Recognition
	2014	1.40	1.40	0.40	0.40	0.40	4.00	Recognition
Indian Prairie CUSD 204	2015	1.40	1.40	0.30	0.40	0.30	3.80	Recognition
	2014	1.40	1.05	0.30	0.40	0.30	3.45	Review
Indian Springs SD 109	2015	1.40	1.05	0.40	0.40	0.30	3.55	Recognition
	2014	1.40	1.05	0.40	0.40	0.30	3.55	Recognition
Iroquois County CUSD 9	2015	1.40	1.05	0.40	0.40	0.40	3.65	Recognition
	2014	1.40	1.40	0.40	0.40	0.40	4.00	Recognition
Iroquois West CUSD 10	2015	1.40	1.05	0.40	0.40	0.40	3.65	Recognition
	2014	1.40	1.05	0.40	0.40	0.40	3.65	Recognition

(FBRR - Fund Balance/Revenue Ratio - Weighting of 35%, EXRV - Expenditures/Revenue Ratio - Weighting of 35%, DCOH - Days Cash on Hand - Weighting of 10%, STB - Short-Term Borrowing - Weighting of 10%, and LTD - Long-Term Debt -Weighting of 10%)

Note: Because Whiteside School District 115 did not submit an FY15 AFR, they are in the Financial Watch Category.

<u>District Name</u>	<u>Data Year</u>	<u>FBRR</u>	<u>ERR</u>	<u>DCOH</u>	<u>STB</u>	<u>LTD</u>	<u>Total Score</u>	<u>Designation</u>
Irvington CCSD 11	2015	1.40	1.40	0.30	0.40	0.40	3.90	Recognition
	2014	1.40	1.05	0.30	0.40	0.40	3.55	Recognition
Itasca SD 10	2015	1.40	1.05	0.40	0.40	0.30	3.55	Recognition
	2014	1.40	1.05	0.40	0.40	0.30	3.55	Recognition
Iuka CCSD 7	2015	1.40	1.05	0.30	0.40	0.40	3.55	Recognition
	2014	1.40	1.05	0.30	0.40	0.40	3.55	Recognition
J S Morton HSD 201	2015	1.40	1.40	0.40	0.40	0.20	3.80	Recognition
	2014	1.40	1.40	0.40	0.40	0.20	3.80	Recognition
Jacksonville SD 117	2015	1.40	1.40	0.40	0.40	0.40	4.00	Recognition
	2014	1.40	1.40	0.40	0.40	0.40	4.00	Recognition
Jamaica CUSD 12	2015	1.40	1.40	0.30	0.40	0.40	3.90	Recognition
	2014	1.40	1.05	0.30	0.40	0.40	3.55	Recognition
Jasper CCSD 17	2015	1.40	1.05	0.40	0.40	0.10	3.35	Review
	2014	1.40	1.05	0.40	0.40	0.10	3.35	Review
Jasper County CUD 1	2015	1.05	1.05	0.20	0.40	0.30	3.00	Early Warning
	2014	1.05	1.05	0.20	0.40	0.40	3.10	Review
Jersey CUSD 100	2015	1.40	1.05	0.20	0.40	0.30	3.35	Review
	2014	1.40	1.05	0.30	0.40	0.20	3.35	Review
Johnsburg CUSD 12	2015	0.35	1.05	0.10	0.40	0.10	2.00	Watch
	2014	0.35	1.05	0.10	0.40	0.40	2.30	Watch
Johnston City CUSD 1	2015	1.05	1.40	0.20	0.40	0.10	3.15	Review
	2014	1.05	1.05	0.20	0.40	0.10	2.80	Early Warning
Joliet PSD 86	2015	1.40	1.40	0.30	0.40	0.10	3.60	Recognition
	2014	1.40	1.40	0.30	0.40	0.10	3.60	Recognition
Joliet Twp HSD 204	2015	1.40	1.40	0.40	0.40	0.20	3.80	Recognition
	2014	1.40	1.40	0.30	0.40	0.20	3.70	Recognition
Joppa-Maple Grove UD 38	2015	1.40	1.40	0.40	0.40	0.40	4.00	Recognition
	2014	1.40	1.40	0.40	0.40	0.40	4.00	Recognition
Kaneland CUSD 302	2015	1.05	1.40	0.40	0.40	0.10	3.35	Review
	2014	1.40	1.40	0.40	0.40	0.10	3.70	Recognition
Kankakee SD 111	2015	1.05	1.05	0.20	0.40	0.30	3.00	Early Warning

(FBRR - Fund Balance/Revenue Ratio - Weighting of 35%, EXRV - Expenditures/Revenue Ratio - Weighting of 35%, DCOH - Days Cash on Hand - Weighting of 10%, STB - Short-Term Borrowing - Weighting of 10%, and LTD - Long-Term Debt -Weighting of 10%)

Note: Because Whiteside School District 115 did not submit an FY15 AFR, they are in the Financial Watch Category.

<u>District Name</u>	<u>Data Year</u>	<u>FBRR</u>	<u>ERR</u>	<u>DCOH</u>	<u>STB</u>	<u>LTD</u>	<u>Total Score</u>	<u>Designation</u>
Kankakee SD 111	2014	1.05	1.05	0.20	0.40	0.30	3.00	Early Warning
Kansas CUSD 3	2015	1.40	1.05	0.30	0.40	0.30	3.45	Review
	2014	1.40	0.70	0.30	0.40	0.30	3.10	Review
Keeneyville SD 20	2015	1.40	1.40	0.40	0.40	0.40	4.00	Recognition
	2014	1.40	1.40	0.40	0.40	0.40	4.00	Recognition
Kell Cons SD 2	2015	1.40	1.05	0.40	0.40	0.40	3.65	Recognition
	2014	1.40	1.05	0.40	0.40	0.40	3.65	Recognition
Kenilworth SD 38	2015	1.40	1.40	0.40	0.40	0.30	3.90	Recognition
	2014	1.40	1.40	0.40	0.40	0.30	3.90	Recognition
Kewanee CUSD 229	2015	1.40	1.40	0.40	0.40	0.30	3.90	Recognition
	2014	1.40	1.40	0.40	0.40	0.30	3.90	Recognition
Kildeer Countryside CCSD 96	2015	1.40	1.40	0.40	0.40	0.40	4.00	Recognition
	2014	1.40	1.40	0.40	0.40	0.40	4.00	Recognition
Kings Cons SD 144	2015	1.40	1.40	0.40	0.40	0.30	3.90	Recognition
	2014	1.40	1.05	0.30	0.40	0.20	3.35	Review
Kinnikinnick CCSD 131	2015	1.40	1.40	0.40	0.40	0.40	4.00	Recognition
	2014	1.40	1.05	0.40	0.40	0.30	3.55	Recognition
Kirby SD 140	2015	1.40	1.05	0.40	0.40	0.40	3.65	Recognition
	2014	1.40	1.05	0.40	0.40	0.40	3.65	Recognition
Knoxville CUSD 202	2015	1.40	1.05	0.40	0.40	0.10	3.35	Review
	2014	1.40	1.05	0.40	0.40	0.10	3.35	Review
Komarek SD 94	2015	1.40	1.05	0.30	0.40	0.20	3.35	Review
	2014	1.40	1.05	0.40	0.40	0.20	3.45	Review
La Grange SD 102	2015	1.40	1.05	0.20	0.40	0.20	3.25	Review
	2014	1.40	1.05	0.30	0.40	0.20	3.35	Review
La Grange SD 105 South	2015	1.40	1.40	0.40	0.40	0.20	3.80	Recognition
	2014	1.40	1.40	0.40	0.40	0.20	3.80	Recognition
La Harpe CSD 347	2015	1.40	1.05	0.30	0.40	0.10	3.25	Review
	2014	1.40	0.70	0.30	0.40	0.10	2.90	Early Warning
La Moille CUSD 303	2015	1.40	1.05	0.40	0.40	0.40	3.65	Recognition
	2014	1.40	1.05	0.40	0.40	0.40	3.65	Recognition

(FBRR - Fund Balance/Revenue Ratio - Weighting of 35%, EXRV - Expenditures/Revenue Ratio - Weighting of 35%, DCOH - Days Cash on Hand - Weighting of 10%, STB - Short-Term Borrowing - Weighting of 10%, and LTD - Long-Term Debt -Weighting of 10%)

Note: Because Whiteside School District 115 did not submit an FY15 AFR, they are in the Financial Watch Category.

<u>District Name</u>	<u>Data Year</u>	<u>FBRR</u>	<u>ERR</u>	<u>DCOH</u>	<u>STB</u>	<u>LTD</u>	<u>Total Score</u>	<u>Designation</u>
La Salle ESD 122	2015	1.40	1.05	0.30	0.40	0.40	3.55	Recognition
	2014	1.40	1.05	0.30	0.40	0.40	3.55	Recognition
La Salle-Peru Twp HSD 120	2015	1.40	1.05	0.40	0.40	0.40	3.65	Recognition
	2014	1.40	1.05	0.40	0.40	0.30	3.55	Recognition
Ladd CCSD 94	2015	1.40	1.05	0.40	0.40	0.30	3.55	Recognition
	2014	1.40	1.05	0.40	0.40	0.30	3.55	Recognition
LaGrange Highlands SD 106	2015	1.40	1.40	0.40	0.40	0.40	4.00	Recognition
	2014	1.40	1.40	0.40	0.40	0.40	4.00	Recognition
Lake Bluff ESD 65	2015	1.40	1.40	0.40	0.40	0.20	3.80	Recognition
	2014	1.40	1.05	0.40	0.40	0.20	3.45	Review
Lake Forest CHSD 115	2015	1.05	1.40	0.40	0.40	0.30	3.55	Recognition
	2014	1.05	1.40	0.40	0.40	0.30	3.55	Recognition
Lake Forest SD 67	2015	1.05	1.40	0.40	0.40	0.40	3.65	Recognition
	2014	1.05	1.40	0.40	0.40	0.40	3.65	Recognition
Lake Park CHSD 108	2015	1.40	1.40	0.40	0.40	0.30	3.90	Recognition
	2014	1.05	1.40	0.40	0.40	0.30	3.55	Recognition
Lake Villa CCSD 41	2015	1.40	1.40	0.40	0.40	0.30	3.90	Recognition
	2014	1.40	1.05	0.40	0.40	0.20	3.45	Review
Lake Zurich CUSD 95	2015	1.40	1.40	0.40	0.40	0.40	4.00	Recognition
	2014	1.40	1.40	0.40	0.40	0.40	4.00	Recognition
Lansing SD 158	2015	1.40	1.40	0.40	0.40	0.20	3.80	Recognition
	2014	1.40	1.40	0.40	0.40	0.20	3.80	Recognition
Laraway CCSD 70C	2015	1.40	1.40	0.40	0.40	0.40	4.00	Recognition
	2014	1.40	1.40	0.40	0.40	0.40	4.00	Recognition
Lawrence County CUD 20	2015	1.40	1.05	0.30	0.40	0.10	3.25	Review
	2014	1.40	1.05	0.30	0.40	0.10	3.25	Review
Lebanon CUSD 9	2015	1.40	1.05	0.20	0.40	0.10	3.15	Review
	2014	0.70	1.05	0.10	0.40	0.10	2.35	Watch
Leland CUSD 1	2015	1.40	1.40	0.40	0.40	0.30	3.90	Recognition
	2014	1.40	1.05	0.40	0.40	0.30	3.55	Recognition
Lemont Twp HSD 210	2015	1.40	1.05	0.40	0.40	0.20	3.45	Review

(FBRR - Fund Balance/Revenue Ratio - Weighting of 35%, EXRV - Expenditures/Revenue Ratio - Weighting of 35%, DCOH - Days Cash on Hand - Weighting of 10%, STB - Short-Term Borrowing - Weighting of 10%, and LTD - Long-Term Debt -Weighting of 10%)

Note: Because Whiteside School District 115 did not submit an FY15 AFR, they are in the Financial Watch Category.

<u>District Name</u>	<u>Data Year</u>	<u>FBRR</u>	<u>ERR</u>	<u>DCOH</u>	<u>STB</u>	<u>LTD</u>	<u>Total Score</u>	<u>Designation</u>
Lemont Twp HSD 210	2014	1.40	1.40	0.40	0.40	0.20	3.80	Recognition
Lemont-Bromberek CSD 113A	2015	1.40	1.40	0.40	0.40	0.40	4.00	Recognition
	2014	1.40	1.40	0.30	0.40	0.40	3.90	Recognition
Lena Winslow CUSD 202	2015	1.40	1.40	0.40	0.40	0.30	3.90	Recognition
	2014	1.40	1.40	0.40	0.40	0.40	4.00	Recognition
LeRoy CUSD 2	2015	1.40	1.05	0.30	0.40	0.20	3.35	Review
	2014	1.40	1.40	0.30	0.40	0.20	3.70	Recognition
Lewistown CUSD 97	2015	1.40	1.40	0.30	0.40	0.40	3.90	Recognition
	2014	0.70	1.05	0.10	0.40	0.40	2.65	Early Warning
Lexington CUSD 7	2015	1.40	1.05	0.30	0.40	0.20	3.35	Review
	2014	1.40	0.70	0.30	0.40	0.20	3.00	Early Warning
Leyden CHSD 212	2015	1.40	1.40	0.40	0.40	0.40	4.00	Recognition
	2014	1.40	1.40	0.40	0.40	0.40	4.00	Recognition
Liberty CUSD 2	2015	1.40	1.40	0.30	0.40	0.40	3.90	Recognition
	2014	1.40	1.05	0.30	0.40	0.40	3.55	Recognition
Libertyville SD 70	2015	1.40	1.05	0.40	0.40	0.40	3.65	Recognition
	2014	1.40	1.40	0.40	0.40	0.40	4.00	Recognition
Lick Creek CCSD 16	2015	1.40	1.05	0.40	0.40	0.20	3.45	Review
	2014	1.40	1.40	0.30	0.40	0.40	3.90	Recognition
Limestone CHSD 310	2015	1.40	1.05	0.30	0.40	0.40	3.55	Recognition
	2014	1.40	1.05	0.30	0.40	0.40	3.55	Recognition
Limestone Walters CCSD 316	2015	1.40	1.05	0.40	0.40	0.40	3.65	Recognition
	2014	1.40	1.05	0.40	0.40	0.40	3.65	Recognition
Lincoln CHSD 404	2015	1.40	1.40	0.40	0.40	0.30	3.90	Recognition
	2014	1.40	1.40	0.40	0.40	0.30	3.90	Recognition
Lincoln ESD 156	2015	1.40	1.40	0.40	0.40	0.10	3.70	Recognition
	2014	1.40	1.40	0.40	0.40	0.10	3.70	Recognition
Lincoln ESD 27	2015	1.40	1.40	0.40	0.40	0.10	3.70	Recognition
	2014	1.40	1.40	0.40	0.40	0.10	3.70	Recognition
Lincoln Way CHSD 210	2015	0.70	1.05	0.10	0.40	0.10	2.35	Watch
	2014	1.05	0.70	0.20	0.40	0.10	2.45	Watch

(FBRR - Fund Balance/Revenue Ratio - Weighting of 35%, EXRV - Expenditures/Revenue Ratio - Weighting of 35%, DCOH - Days Cash on Hand - Weighting of 10%, STB - Short-Term Borrowing - Weighting of 10%, and LTD - Long-Term Debt -Weighting of 10%)

Note: Because Whiteside School District 115 did not submit an FY15 AFR, they are in the Financial Watch Category.

<u>District Name</u>	<u>Data Year</u>	<u>FBRR</u>	<u>ERR</u>	<u>DCOH</u>	<u>STB</u>	<u>LTD</u>	<u>Total Score</u>	<u>Designation</u>
Lincolnshire-Prairieview SD 103	2015	1.40	1.40	0.40	0.40	0.40	4.00	Recognition
	2014	1.40	1.40	0.40	0.40	0.40	4.00	Recognition
Lincolnwood SD 74	2015	1.40	1.05	0.40	0.40	0.40	3.65	Recognition
	2014	1.40	1.40	0.40	0.40	0.40	4.00	Recognition
Lindop SD 92	2015	1.40	1.40	0.40	0.40	0.20	3.80	Recognition
	2014	1.40	1.40	0.40	0.40	0.20	3.80	Recognition
Lisbon CCSD 90	2015	1.40	1.05	0.40	0.40	0.40	3.65	Recognition
	2014	1.40	1.05	0.40	0.40	0.40	3.65	Recognition
Lisle CUSD 202	2015	1.40	1.40	0.40	0.40	0.40	4.00	Recognition
	2014	1.40	1.40	0.40	0.40	0.40	4.00	Recognition
Litchfield CUSD 12	2015	1.40	1.40	0.30	0.40	0.40	3.90	Recognition
	2014	1.40	1.05	0.20	0.40	0.40	3.45	Review
Lockport SD 91	2015	1.40	1.40	0.40	0.40	0.20	3.80	Recognition
	2014	1.40	1.40	0.40	0.40	0.20	3.80	Recognition
Lockport Twp HSD 205	2015	1.40	1.40	0.40	0.40	0.40	4.00	Recognition
	2014	1.40	1.40	0.40	0.40	0.40	4.00	Recognition
Lombard SD 44	2015	1.40	1.40	0.40	0.40	0.40	4.00	Recognition
	2014	1.40	1.40	0.40	0.40	0.40	4.00	Recognition
Lostant CUSD 425	2015	1.40	1.05	0.40	0.40	0.40	3.65	Recognition
	2014	1.40	1.40	0.40	0.40	0.40	4.00	Recognition
Lowpoint-Washburn CUSD 21	2015	1.40	1.05	0.30	0.40	0.40	3.55	Recognition
	2014	1.40	1.05	0.30	0.40	0.40	3.55	Recognition
Ludlow CCSD 142	2015	1.40	1.40	0.40	0.40	0.40	4.00	Recognition
	2014	1.40	1.40	0.40	0.40	0.40	4.00	Recognition
Lyons SD 103	2015	1.40	1.40	0.30	0.40	0.30	3.80	Recognition
	2014	1.40	1.40	0.30	0.40	0.30	3.80	Recognition
Lyons Twp HSD 204	2015	1.40	1.40	0.40	0.40	0.40	4.00	Recognition
	2014	1.40	1.40	0.40	0.40	0.40	4.00	Recognition
Macomb CUSD 185	2015	1.40	1.40	0.40	0.40	0.40	4.00	Recognition
	2014	1.40	1.40	0.40	0.40	0.40	4.00	Recognition
Madison CUSD 12	2015	1.05	1.05	0.20	0.40	0.20	2.90	Early Warning

(FBRR - Fund Balance/Revenue Ratio - Weighting of 35%, EXRV - Expenditures/Revenue Ratio - Weighting of 35%, DCOH - Days Cash on Hand - Weighting of 10%, STB - Short-Term Borrowing - Weighting of 10%, and LTD - Long-Term Debt -Weighting of 10%)

Note: Because Whiteside School District 115 did not submit an FY15 AFR, they are in the Financial Watch Category.

<u>District Name</u>	<u>Data Year</u>	<u>FBRR</u>	<u>ERR</u>	<u>DCOH</u>	<u>STB</u>	<u>LTD</u>	<u>Total Score</u>	<u>Designation</u>
Madison CUSD 12	2014	1.05	1.05	0.30	0.40	0.20	3.00	Early Warning
Maercker SD 60	2015	1.40	1.40	0.40	0.40	0.30	3.90	Recognition
	2014	1.40	1.40	0.40	0.40	0.30	3.90	Recognition
Mahomet-Seymour CUSD 3	2015	1.40	1.05	0.30	0.40	0.20	3.35	Review
	2014	1.40	1.05	0.30	0.40	0.10	3.25	Review
Maine Township HSD 207	2015	1.40	1.05	0.40	0.40	0.40	3.65	Recognition
	2014	1.40	1.40	0.40	0.40	0.40	4.00	Recognition
Malden CCSD 84	2015	1.40	1.40	0.40	0.40	0.40	4.00	Recognition
	2014	1.40	1.40	0.40	0.40	0.30	3.90	Recognition
Manhattan SD 114	2015	1.40	1.05	0.40	0.40	0.20	3.45	Review
	2014	1.40	1.05	0.40	0.40	0.20	3.45	Review
Mannheim SD 83	2015	1.40	1.40	0.40	0.40	0.10	3.70	Recognition
	2014	1.40	1.40	0.40	0.40	0.10	3.70	Recognition
Manteno CUSD 5	2015	1.40	1.40	0.40	0.40	0.10	3.70	Recognition
	2014	1.40	1.05	0.40	0.40	0.10	3.35	Review
Marengo CHSD 154	2015	1.40	1.05	0.40	0.40	0.40	3.65	Recognition
	2014	1.40	1.05	0.40	0.40	0.40	3.65	Recognition
Marengo-Union E Cons D 165	2015	1.40	1.40	0.40	0.40	0.40	4.00	Recognition
	2014	1.40	1.40	0.40	0.40	0.40	4.00	Recognition
Marion CUSD 2	2015	1.05	1.40	0.20	0.40	0.30	3.35	Review
	2014	1.05	1.40	0.20	0.40	0.30	3.35	Review
Marissa CUSD 40	2015	1.05	1.40	0.20	0.40	0.40	3.45	Review
	2014	1.05	1.05	0.20	0.40	0.40	3.10	Review
Maroa Forsyth CUSD 2	2015	1.05	1.05	0.20	0.40	0.10	2.80	Early Warning
	2014	1.05	0.70	0.20	0.40	0.10	2.45	Watch
Marquardt SD 15	2015	1.40	1.40	0.40	0.40	0.30	3.90	Recognition
	2014	1.40	1.40	0.40	0.40	0.30	3.90	Recognition
Marseilles ESD 150	2015	1.40	1.40	0.40	0.40	0.40	4.00	Recognition
	2014	1.40	0.70	0.30	0.40	0.30	3.10	Review
Marshall CUSD 2C	2015	1.40	1.05	0.30	0.40	0.30	3.45	Review
	2014	1.40	1.05	0.40	0.40	0.20	3.45	Review

(FBRR - Fund Balance/Revenue Ratio - Weighting of 35%, EXRV - Expenditures/Revenue Ratio - Weighting of 35%, DCOH - Days Cash on Hand - Weighting of 10%, STB - Short-Term Borrowing - Weighting of 10%, and LTD - Long-Term Debt -Weighting of 10%)

Note: Because Whiteside School District 115 did not submit an FY15 AFR, they are in the Financial Watch Category.

<u>District Name</u>	<u>Data Year</u>	<u>FBRR</u>	<u>ERR</u>	<u>DCOH</u>	<u>STB</u>	<u>LTD</u>	<u>Total Score</u>	<u>Designation</u>
Martinsville CUSD 3C	2015	1.40	1.40	0.40	0.40	0.10	3.70	Recognition
	2014	1.40	1.40	0.30	0.40	0.10	3.60	Recognition
Mascoutah CUD 19	2015	1.40	1.05	0.40	0.40	0.10	3.35	Review
	2014	1.40	1.05	0.40	0.40	0.10	3.35	Review
Massac UD 1	2015	1.40	1.05	0.30	0.40	0.30	3.45	Review
	2014	1.40	1.40	0.30	0.40	0.30	3.80	Recognition
Matteson ESD 162	2015	1.40	1.40	0.30	0.40	0.10	3.60	Recognition
	2014	1.40	1.40	0.30	0.40	0.10	3.60	Recognition
Mattoon CUSD 2	2015	1.05	0.70	0.20	0.40	0.30	2.65	Early Warning
	2014	1.05	1.40	0.20	0.40	0.30	3.35	Review
Maywood-Melrose Park-Broadview 89	2015	1.40	1.05	0.30	0.40	0.10	3.25	Review
	2014	1.40	1.40	0.30	0.40	0.20	3.70	Recognition
Mazon-Verona-Kinsman ESD 2C	2015	1.40	1.40	0.40	0.40	0.40	4.00	Recognition
	2014	1.40	1.40	0.40	0.40	0.30	3.90	Recognition
McClellan CCSD 12	2015	1.40	1.05	0.30	0.40	0.20	3.35	Review
	2014	1.40	1.05	0.40	0.40	0.10	3.35	Review
McHenry CCSD 15	2015	1.40	1.40	0.40	0.40	0.30	3.90	Recognition
	2014	1.40	1.40	0.40	0.40	0.30	3.90	Recognition
McHenry CHSD 156	2015	1.40	1.40	0.40	0.40	0.30	3.90	Recognition
	2014	1.40	1.40	0.40	0.40	0.30	3.90	Recognition
McLean County USD 5	2015	1.05	1.40	0.20	0.40	0.20	3.25	Review
	2014	1.05	1.05	0.20	0.40	0.20	2.90	Early Warning
Medinah SD 11	2015	1.40	1.40	0.40	0.40	0.30	3.90	Recognition
	2014	1.40	1.40	0.40	0.40	0.30	3.90	Recognition
Mendota CCSD 289	2015	1.40	1.05	0.40	0.40	0.30	3.55	Recognition
	2014	1.40	1.40	0.30	0.40	0.30	3.80	Recognition
Mendota Twp HSD 280	2015	1.40	1.05	0.40	0.40	0.30	3.55	Recognition
	2014	1.40	1.05	0.40	0.40	0.20	3.45	Review
Mercer County School District 404	2015	1.40	1.40	0.30	0.40	0.40	3.90	Recognition
	2014	1.40	1.40	0.30	0.40	0.40	3.90	Recognition
Meredosia-Chambersburg CUSD 11	2015	1.40	1.40	0.40	0.40	0.40	4.00	Recognition

(FBRR - Fund Balance/Revenue Ratio - Weighting of 35%, EXRV - Expenditures/Revenue Ratio - Weighting of 35%, DCOH - Days Cash on Hand - Weighting of 10%, STB - Short-Term Borrowing - Weighting of 10%, and LTD - Long-Term Debt -Weighting of 10%)

Note: Because Whiteside School District 115 did not submit an FY15 AFR, they are in the Financial Watch Category.

<u>District Name</u>	<u>Data Year</u>	<u>FBRR</u>	<u>ERR</u>	<u>DCOH</u>	<u>STB</u>	<u>LTD</u>	<u>Total Score</u>	<u>Designation</u>
Meredosia-Chambersburg CUSD 11	2014	1.40	1.05	0.30	0.40	0.40	3.55	Recognition
Meridian CUSD 101	2015	1.05	1.40	0.20	0.40	0.10	3.15	Review
	2014	1.05	1.40	0.20	0.40	0.10	3.15	Review
Meridian CUSD 15	2015	1.40	1.05	0.20	0.40	0.10	3.15	Review
	2014	1.05	1.05	0.20	0.40	0.10	2.80	Early Warning
Meridian CUSD 223	2015	1.40	1.40	0.40	0.40	0.30	3.90	Recognition
	2014	1.40	1.05	0.30	0.40	0.30	3.45	Review
Metamora CCSD 1	2015	1.40	1.05	0.30	0.40	0.10	3.25	Review
	2014	1.40	1.05	0.30	0.40	0.10	3.25	Review
Midland CUSD 7	2015	1.40	1.40	0.40	0.40	0.40	4.00	Recognition
	2014	1.40	1.40	0.40	0.40	0.40	4.00	Recognition
Midlothian SD 143	2015	1.40	1.05	0.40	0.40	0.40	3.65	Recognition
	2014	1.40	1.05	0.40	0.40	0.30	3.55	Recognition
Midwest Central CUSD 191	2015	1.40	1.40	0.40	0.40	0.30	3.90	Recognition
	2014	1.40	1.40	0.40	0.40	0.30	3.90	Recognition
Milford Area PSD 124	2015	1.40	1.05	0.40	0.40	0.40	3.65	Recognition
Milford CCSD 280	2014	1.40	1.40	0.40	0.40	0.30	3.90	Recognition
Milford Twp HSD 233	2014	1.40	1.40	0.40	0.40	0.40	4.00	Recognition
Millburn CCSD 24	2015	0.35	1.40	0.30	0.40	0.10	2.55	Watch
	2014	0.35	1.40	0.20	0.40	0.10	2.45	Watch
Miller Twp CCSD 210	2015	1.40	0.35	0.20	0.40	0.40	2.75	Early Warning
	2014	1.40	0.70	0.20	0.40	0.40	3.10	Review
Millstadt CCSD 160	2015	1.40	1.05	0.30	0.40	0.20	3.35	Review
	2014	1.40	1.05	0.30	0.40	0.10	3.25	Review
Minooka CCSD 201	2015	1.40	1.05	0.40	0.40	0.10	3.35	Review
	2014	1.40	1.05	0.40	0.40	0.10	3.35	Review
Minooka CHSD 111	2015	1.40	1.05	0.40	0.40	0.10	3.35	Review
	2014	1.40	1.05	0.40	0.40	0.10	3.35	Review
Mokena SD 159	2015	1.40	1.05	0.40	0.40	0.40	3.65	Recognition
	2014	1.40	1.05	0.40	0.40	0.40	3.65	Recognition
Moline-Coal Valley CUSD 40	2015	1.40	1.40	0.40	0.40	0.40	4.00	Recognition

(FBRR - Fund Balance/Revenue Ratio - Weighting of 35%, EXRV - Expenditures/Revenue Ratio - Weighting of 35%, DCOH - Days Cash on Hand - Weighting of 10%, STB - Short-Term Borrowing - Weighting of 10%, and LTD - Long-Term Debt -Weighting of 10%)

Note: Because Whiteside School District 115 did not submit an FY15 AFR, they are in the Financial Watch Category.

<u>District Name</u>	<u>Data Year</u>	<u>FBRR</u>	<u>ERR</u>	<u>DCOH</u>	<u>STB</u>	<u>LTD</u>	<u>Total Score</u>	<u>Designation</u>
Moline-Coal Valley CUSD 40	2014	1.40	1.40	0.40	0.40	0.30	3.90	Recognition
Momence CUSD 1	2015	1.05	1.05	0.20	0.40	0.20	2.90	Early Warning
	2014	1.05	1.05	0.20	0.40	0.20	2.90	Early Warning
Monmouth-Roseville CUSD 238	2015	1.40	1.40	0.30	0.40	0.40	3.90	Recognition
	2014	1.05	1.40	0.30	0.40	0.40	3.55	Recognition
Monroe SD 70	2015	1.40	1.05	0.40	0.40	0.40	3.65	Recognition
	2014	1.40	1.40	0.40	0.40	0.40	4.00	Recognition
Monticello CUSD 25	2015	1.40	1.40	0.40	0.40	0.40	4.00	Recognition
	2014	1.40	1.40	0.30	0.40	0.40	3.90	Recognition
Montmorency CCSD 145	2015	1.40	1.05	0.40	0.40	0.20	3.45	Review
	2014	1.40	1.05	0.40	0.40	0.20	3.45	Review
Morris CHSD 101	2015	1.05	0.70	0.20	0.40	0.40	2.75	Early Warning
	2014	1.40	0.35	0.20	0.40	0.40	2.75	Early Warning
Morris SD 54	2015	1.40	0.35	0.20	0.40	0.10	2.45	Watch
	2014	1.40	0.35	0.20	0.40	0.10	2.45	Watch
Morrison CUSD 6	2015	1.40	1.40	0.40	0.40	0.30	3.90	Recognition
	2014	1.40	1.05	0.40	0.40	0.30	3.55	Recognition
Morrisonville CUSD 1	2015	1.40	1.05	0.30	0.40	0.30	3.45	Review
	2014	1.40	1.05	0.30	0.40	0.30	3.45	Review
Morton CUSD 709	2015	1.40	1.05	0.40	0.40	0.40	3.65	Recognition
	2014	1.40	1.05	0.40	0.40	0.40	3.65	Recognition
Morton Grove SD 70	2015	1.40	1.40	0.40	0.40	0.30	3.90	Recognition
	2014	1.40	1.40	0.40	0.40	0.30	3.90	Recognition
Mount Olive CUSD 5	2015	1.05	1.05	0.20	0.40	0.40	3.10	Review
	2014	1.05	1.05	0.30	0.40	0.40	3.20	Review
Mount Prospect SD 57	2015	1.40	1.40	0.40	0.40	0.40	4.00	Recognition
	2014	1.40	1.40	0.40	0.40	0.40	4.00	Recognition
Mount Vernon SD 80	2015	1.40	1.05	0.30	0.40	0.30	3.45	Review
	2014	1.40	1.40	0.30	0.40	0.30	3.80	Recognition
Mt Pulaski CUSD 23	2015	1.40	1.40	0.30	0.40	0.40	3.90	Recognition
	2014	1.05	1.40	0.20	0.40	0.40	3.45	Review

(FBRR - Fund Balance/Revenue Ratio - Weighting of 35%, EXRV - Expenditures/Revenue Ratio - Weighting of 35%, DCOH - Days Cash on Hand - Weighting of 10%, STB - Short-Term Borrowing - Weighting of 10%, and LTD - Long-Term Debt -Weighting of 10%)

Note: Because Whiteside School District 115 did not submit an FY15 AFR, they are in the Financial Watch Category.

<u>District Name</u>	<u>Data Year</u>	<u>FBRR</u>	<u>ERR</u>	<u>DCOH</u>	<u>STB</u>	<u>LTD</u>	<u>Total Score</u>	<u>Designation</u>
Mt Vernon Twp HSD 201	2015	1.40	1.40	0.30	0.40	0.10	3.60	Recognition
	2014	1.40	1.40	0.30	0.40	0.20	3.70	Recognition
Mt Zion CUSD 3	2015	1.40	1.40	0.30	0.40	0.10	3.60	Recognition
	2014	1.40	1.05	0.30	0.40	0.10	3.25	Review
Mulberry Grove CUSD 1	2015	1.40	1.05	0.30	0.40	0.20	3.35	Review
	2014	1.40	1.05	0.30	0.40	0.20	3.35	Review
Mundelein Cons HSD 120	2015	1.40	1.40	0.40	0.40	0.30	3.90	Recognition
	2014	1.40	1.40	0.40	0.40	0.40	4.00	Recognition
Mundelein ESD 75	2015	1.40	1.05	0.40	0.40	0.20	3.45	Review
	2014	1.40	1.40	0.40	0.40	0.20	3.80	Recognition
Murphysboro CUSD 186	2015	1.05	1.05	0.20	0.40	0.40	3.10	Review
	2014	1.05	1.05	0.20	0.40	0.40	3.10	Review
N Pekin & Marquette Hght SD 102	2015	1.40	1.40	0.40	0.40	0.20	3.80	Recognition
	2014	1.40	1.40	0.40	0.40	0.20	3.80	Recognition
Naperville CUSD 203	2015	1.40	1.40	0.40	0.40	0.40	4.00	Recognition
	2014	1.40	1.40	0.40	0.40	0.40	4.00	Recognition
Nashville CCSD 49	2015	1.40	1.05	0.40	0.40	0.30	3.55	Recognition
	2014	1.40	1.05	0.40	0.40	0.30	3.55	Recognition
Nashville CHSD 99	2015	1.40	1.05	0.40	0.40	0.40	3.65	Recognition
	2014	1.40	1.05	0.40	0.40	0.40	3.65	Recognition
Nauvoo-Colusa CUSD 325	2015	1.05	1.40	0.20	0.40	0.40	3.45	Review
	2014	1.05	1.05	0.20	0.40	0.40	3.10	Review
Neoga CUSD 3	2015	1.05	1.05	0.20	0.40	0.30	3.00	Early Warning
	2014	0.70	0.70	0.10	0.40	0.30	2.20	Watch
Nettle Creek CCSD 24C	2015	1.40	1.05	0.40	0.40	0.40	3.65	Recognition
	2014	1.40	1.40	0.40	0.40	0.40	4.00	Recognition
New Athens CUSD 60	2015	1.40	0.70	0.40	0.40	0.30	3.20	Review
	2014	1.40	0.70	0.30	0.40	0.40	3.20	Review
New Berlin CUSD 16	2015	1.40	1.40	0.40	0.40	0.20	3.80	Recognition
	2014	1.40	1.40	0.40	0.40	0.20	3.80	Recognition
New Holland-Middletown ED 88	2015	1.40	1.40	0.40	0.40	0.40	4.00	Recognition

(FBRR - Fund Balance/Revenue Ratio - Weighting of 35%, EXRV - Expenditures/Revenue Ratio - Weighting of 35%, DCOH - Days Cash on Hand - Weighting of 10%, STB - Short-Term Borrowing - Weighting of 10%, and LTD - Long-Term Debt -Weighting of 10%)

Note: Because Whiteside School District 115 did not submit an FY15 AFR, they are in the Financial Watch Category.

<u>District Name</u>	<u>Data Year</u>	<u>FBRR</u>	<u>ERR</u>	<u>DCOH</u>	<u>STB</u>	<u>LTD</u>	<u>Total Score</u>	<u>Designation</u>
New Holland-Middletown ED 88	2014	1.40	1.40	0.40	0.40	0.40	4.00	Recognition
New Hope CCSD 6	2015	1.40	1.40	0.40	0.40	0.30	3.90	Recognition
	2014	1.40	1.40	0.40	0.40	0.30	3.90	Recognition
New Lenox SD 122	2015	1.40	1.40	0.30	0.40	0.10	3.60	Recognition
	2014	1.40	1.05	0.30	0.40	0.10	3.25	Review
New Simpson Hill SD 32	2015	1.40	1.05	0.30	0.40	0.30	3.45	Review
	2014	1.40	1.05	0.30	0.40	0.20	3.35	Review
New Trier Twp HSD 203	2015	1.40	1.40	0.40	0.40	0.30	3.90	Recognition
	2014	1.40	1.40	0.40	0.40	0.40	4.00	Recognition
Newark CCSD 66	2015	1.40	1.05	0.40	0.40	0.30	3.55	Recognition
	2014	1.40	1.05	0.40	0.40	0.30	3.55	Recognition
Newark CHSD 18	2015	1.40	1.05	0.40	0.40	0.40	3.65	Recognition
	2014	1.40	1.40	0.40	0.40	0.40	4.00	Recognition
Niles ESD 71	2015	1.40	1.40	0.40	0.40	0.40	4.00	Recognition
	2014	1.40	1.40	0.40	0.40	0.40	4.00	Recognition
Niles Twp CHSD 219	2015	1.40	1.40	0.40	0.40	0.20	3.80	Recognition
	2014	1.40	1.40	0.40	0.40	0.20	3.80	Recognition
Nippersink SD 2	2015	1.40	1.40	0.40	0.40	0.40	4.00	Recognition
	2014	1.40	1.05	0.40	0.40	0.40	3.65	Recognition
Nokomis CUSD 22	2015	1.40	1.05	0.40	0.40	0.40	3.65	Recognition
	2014	1.40	1.40	0.40	0.40	0.40	4.00	Recognition
Norridge SD 80	2015	1.40	1.05	0.30	0.40	0.40	3.55	Recognition
	2014	1.40	1.05	0.40	0.40	0.40	3.65	Recognition
Norris City-Omaha-Enfield CUSD 3	2015	1.05	1.05	0.20	0.40	0.40	3.10	Review
	2014	1.40	1.05	0.30	0.40	0.30	3.45	Review
North Boone CUSD 200	2015	1.40	1.40	0.40	0.40	0.20	3.80	Recognition
	2014	1.40	1.40	0.40	0.40	0.20	3.80	Recognition
North Chicago SD 187	2015	1.40	1.40	0.30	0.40	0.10	3.60	Recognition
	2014	1.40	1.05	0.30	0.40	0.10	3.25	Review
North Clay CUSD 25	2015	1.40	1.40	0.40	0.40	0.40	4.00	Recognition
	2014	1.40	1.40	0.40	0.40	0.40	4.00	Recognition

(FBRR - Fund Balance/Revenue Ratio - Weighting of 35%, EXRV - Expenditures/Revenue Ratio - Weighting of 35%, DCOH - Days Cash on Hand - Weighting of 10%, STB - Short-Term Borrowing - Weighting of 10%, and LTD - Long-Term Debt -Weighting of 10%)

Note: Because Whiteside School District 115 did not submit an FY15 AFR, they are in the Financial Watch Category.

<u>District Name</u>	<u>Data Year</u>	<u>FBRR</u>	<u>ERR</u>	<u>DCOH</u>	<u>STB</u>	<u>LTD</u>	<u>Total Score</u>	<u>Designation</u>
North Greene CUSD 3	2015	1.05	1.05	0.20	0.40	0.40	3.10	Review
	2014	1.05	1.05	0.20	0.40	0.40	3.10	Review
North Mac CUSD 34	2015	1.40	1.40	0.30	0.40	0.40	3.90	Recognition
	2014	1.40	1.40	0.30	0.40	0.40	3.90	Recognition
North Palos SD 117	2015	1.40	1.40	0.40	0.40	0.20	3.80	Recognition
	2014	1.40	1.40	0.40	0.40	0.20	3.80	Recognition
North Shore SD 112	2015	1.40	1.40	0.40	0.40	0.40	4.00	Recognition
	2014	1.40	1.40	0.40	0.40	0.40	4.00	Recognition
North Wamac SD 186	2015	1.40	1.40	0.40	0.40	0.40	4.00	Recognition
	2014	1.40	1.40	0.40	0.40	0.40	4.00	Recognition
North Wayne CUSD 200	2015	1.40	1.05	0.40	0.40	0.40	3.65	Recognition
	2014	1.40	1.05	0.40	0.40	0.40	3.65	Recognition
Northbrook ESD 27	2015	1.40	1.40	0.40	0.40	0.40	4.00	Recognition
	2014	1.40	1.40	0.40	0.40	0.40	4.00	Recognition
Northbrook SD 28	2015	1.40	1.40	0.40	0.40	0.40	4.00	Recognition
	2014	1.40	1.40	0.40	0.40	0.40	4.00	Recognition
Northbrook/Glenview SD 30	2015	1.40	1.40	0.40	0.40	0.40	4.00	Recognition
	2014	1.40	1.40	0.40	0.40	0.40	4.00	Recognition
Northfield Twp HSD 225	2015	1.40	1.40	0.40	0.40	0.30	3.90	Recognition
	2014	1.40	1.40	0.40	0.40	0.30	3.90	Recognition
Northwestern CUSD 2	2015	1.40	1.05	0.40	0.40	0.40	3.65	Recognition
	2014	1.40	1.40	0.40	0.40	0.40	4.00	Recognition
Norwood ESD 63	2015	1.40	1.05	0.40	0.40	0.40	3.65	Recognition
	2014	1.40	1.40	0.40	0.40	0.40	4.00	Recognition
O Fallon CCSD 90	2015	0.70	1.40	0.20	0.40	0.20	2.90	Early Warning
	2014	0.70	1.05	0.20	0.40	0.10	2.45	Watch
O Fallon Twp HSD 203	2015	1.40	1.05	0.40	0.40	0.10	3.35	Review
	2014	1.40	1.05	0.40	0.40	0.10	3.35	Review
Oak Grove SD 68	2015	1.40	1.05	0.40	0.40	0.30	3.55	Recognition
	2015	0.70	1.40	0.40	0.40	0.40	3.30	Review
	2014	1.40	1.40	0.40	0.40	0.30	3.90	Recognition

(FBRR - Fund Balance/Revenue Ratio - Weighting of 35%, EXRV - Expenditures/Revenue Ratio - Weighting of 35%, DCOH - Days Cash on Hand - Weighting of 10%, STB - Short-Term Borrowing - Weighting of 10%, and LTD - Long-Term Debt -Weighting of 10%)

Note: Because Whiteside School District 115 did not submit an FY15 AFR, they are in the Financial Watch Category.

<u>District Name</u>	<u>Data Year</u>	<u>FBRR</u>	<u>ERR</u>	<u>DCOH</u>	<u>STB</u>	<u>LTD</u>	<u>Total Score</u>	<u>Designation</u>
Oak Grove SD 68	2014	1.05	1.40	0.40	0.40	0.40	3.65	Recognition
Oak Lawn CHSD 229	2015	1.40	1.05	0.30	0.40	0.40	3.55	Recognition
	2014	1.40	1.05	0.30	0.40	0.40	3.55	Recognition
Oak Lawn-Hometown SD 123	2015	1.40	1.40	0.30	0.40	0.10	3.60	Recognition
	2014	1.40	1.40	0.30	0.40	0.10	3.60	Recognition
Oak Park - River Forest SD 200	2015	1.40	1.05	0.40	0.40	0.40	3.65	Recognition
	2014	1.40	1.40	0.40	0.40	0.40	4.00	Recognition
Oak Park ESD 97	2015	1.40	1.05	0.30	0.40	0.40	3.55	Recognition
	2014	1.40	1.40	0.30	0.40	0.30	3.80	Recognition
Oakdale CCSD 1	2015	1.40	1.40	0.40	0.40	0.40	4.00	Recognition
	2014	1.40	1.05	0.30	0.40	0.40	3.55	Recognition
Oakland CUSD 5	2015	1.40	1.05	0.40	0.40	0.20	3.45	Review
	2014	1.40	1.40	0.40	0.40	0.20	3.80	Recognition
Oakwood CUSD 76	2015	1.05	0.70	0.20	0.40	0.10	2.45	Watch
	2014	1.40	1.05	0.30	0.40	0.10	3.25	Review
Oblong CUSD 4	2015	1.40	1.05	0.30	0.40	0.20	3.35	Review
	2014	1.40	1.40	0.30	0.40	0.20	3.70	Recognition
Odell CCSD 435	2015	1.40	1.40	0.40	0.40	0.30	3.90	Recognition
	2014	1.40	1.40	0.40	0.40	0.30	3.90	Recognition
Odin PSD 722	2015	1.05	1.05	0.20	0.40	0.40	3.10	Review
	2014	1.05	1.05	0.20	0.40	0.40	3.10	Review
Oglesby ESD 125	2015	1.40	1.05	0.40	0.40	0.30	3.55	Recognition
	2014	1.40	1.05	0.40	0.40	0.30	3.55	Recognition
Ohio CCSD 17	2015	1.40	1.40	0.40	0.40	0.40	4.00	Recognition
	2014	1.40	1.40	0.40	0.40	0.40	4.00	Recognition
Ohio CHSD 505	2015	1.40	1.40	0.40	0.40	0.40	4.00	Recognition
	2014	1.40	1.40	0.40	0.40	0.40	4.00	Recognition
Okaw Valley CUSD 302	2015	1.40	1.40	0.40	0.40	0.40	4.00	Recognition
	2014	1.40	1.40	0.40	0.40	0.40	4.00	Recognition
Olympia CUSD 16	2015	1.40	1.05	0.30	0.40	0.30	3.45	Review
	2014	1.40	1.05	0.30	0.40	0.30	3.45	Review

(FBRR - Fund Balance/Revenue Ratio - Weighting of 35%, EXRV - Expenditures/Revenue Ratio - Weighting of 35%, DCOH - Days Cash on Hand - Weighting of 10%, STB - Short-Term Borrowing - Weighting of 10%, and LTD - Long-Term Debt -Weighting of 10%)

Note: Because Whiteside School District 115 did not submit an FY15 AFR, they are in the Financial Watch Category.

<u>District Name</u>	<u>Data Year</u>	<u>FBRR</u>	<u>ERR</u>	<u>DCOH</u>	<u>STB</u>	<u>LTD</u>	<u>Total Score</u>	<u>Designation</u>
Opdyke-Belle-Rive CCSD 5	2015	1.40	1.40	0.40	0.40	0.40	4.00	Recognition
	2014	1.40	1.40	0.40	0.40	0.40	4.00	Recognition
Orangeville CUSD 203	2015	1.40	1.05	0.30	0.40	0.30	3.45	Review
	2014	1.05	1.40	0.20	0.40	0.30	3.35	Review
Oregon CUSD 220	2015	1.40	1.40	0.40	0.40	0.30	3.90	Recognition
	2014	1.40	1.05	0.40	0.40	0.30	3.55	Recognition
Orion CUSD 223	2015	1.40	1.05	0.30	0.40	0.30	3.45	Review
	2014	1.40	1.05	0.30	0.40	0.30	3.45	Review
Orland SD 135	2015	1.40	1.05	0.40	0.40	0.40	3.65	Recognition
	2014	1.40	1.05	0.40	0.40	0.40	3.65	Recognition
Oswego CUSD 308	2014	1.05	1.40	0.30	0.40	0.10	3.25	Review
Ottawa ESD 141	2015	1.05	0.70	0.20	0.40	0.30	2.65	Early Warning
	2014	1.40	1.05	0.20	0.40	0.30	3.35	Review
Ottawa Twp HSD 140	2015	1.40	1.05	0.40	0.40	0.30	3.55	Recognition
	2014	1.40	1.05	0.40	0.40	0.40	3.65	Recognition
Palatine CCSD 15	2015	1.40	1.40	0.30	0.40	0.40	3.90	Recognition
	2014	1.40	1.05	0.30	0.40	0.40	3.55	Recognition
Palestine CUSD 3	2015	1.05	1.40	0.30	0.40	0.30	3.45	Review
	2014	0.70	1.05	0.20	0.40	0.30	2.65	Early Warning
Palos CCSD 118	2015	1.40	1.40	0.40	0.40	0.40	4.00	Recognition
	2014	1.40	1.40	0.40	0.40	0.40	4.00	Recognition
Palos Heights SD 128	2015	1.40	1.40	0.40	0.40	0.40	4.00	Recognition
	2014	1.40	1.40	0.40	0.40	0.40	4.00	Recognition
Pana CUSD 8	2015	1.40	1.05	0.40	0.40	0.30	3.55	Recognition
	2014	1.40	1.05	0.40	0.40	0.30	3.55	Recognition
Panhandle CUSD 2	2015	1.40	1.05	0.30	0.40	0.30	3.45	Review
	2014	1.40	1.05	0.30	0.40	0.30	3.45	Review
Paris CUSD 4	2015	1.40	1.05	0.30	0.40	0.20	3.35	Review
	2014	1.40	1.05	0.30	0.40	0.20	3.35	Review
Paris-Union SD 95	2015	1.40	1.05	0.30	0.40	0.10	3.25	Review
	2014	1.40	1.05	0.40	0.40	0.10	3.35	Review

(FBRR - Fund Balance/Revenue Ratio - Weighting of 35%, EXRV - Expenditures/Revenue Ratio - Weighting of 35%, DCOH - Days Cash on Hand - Weighting of 10%, STB - Short-Term Borrowing - Weighting of 10%, and LTD - Long-Term Debt -Weighting of 10%)

Note: Because Whiteside School District 115 did not submit an FY15 AFR, they are in the Financial Watch Category.

<u>District Name</u>	<u>Data Year</u>	<u>FBRR</u>	<u>ERR</u>	<u>DCOH</u>	<u>STB</u>	<u>LTD</u>	<u>Total Score</u>	<u>Designation</u>
Park Forest SD 163	2015	1.40	1.40	0.30	0.40	0.10	3.60	Recognition
	2014	1.40	1.40	0.30	0.40	0.10	3.60	Recognition
Park Ridge CCSD 64	2015	1.40	1.40	0.40	0.40	0.40	4.00	Recognition
	2014	1.40	1.40	0.40	0.40	0.40	4.00	Recognition
Patoka CUSD 100	2015	1.40	1.05	0.30	0.40	0.40	3.55	Recognition
	2014	1.40	1.05	0.30	0.40	0.40	3.55	Recognition
Paw Paw CUSD 271	2015	1.40	1.05	0.30	0.40	0.10	3.25	Review
	2014	1.05	1.05	0.20	0.40	0.20	2.90	Early Warning
Pawnee CUSD 11	2015	1.40	1.40	0.40	0.40	0.40	4.00	Recognition
	2014	1.40	1.40	0.40	0.40	0.40	4.00	Recognition
Paxton-Buckley-Loda CUD 10	2015	1.40	1.40	0.40	0.40	0.40	4.00	Recognition
	2014	1.40	1.40	0.40	0.40	0.40	4.00	Recognition
Payson CUSD 1	2015	1.40	1.40	0.40	0.40	0.30	3.90	Recognition
	2014	1.05	1.05	0.20	0.40	0.30	3.00	Early Warning
Pearl City CUSD 200	2015	1.40	1.05	0.30	0.40	0.40	3.55	Recognition
	2014	1.40	1.05	0.30	0.40	0.40	3.55	Recognition
Pecatonica CUSD 321	2015	1.40	1.05	0.40	0.40	0.40	3.65	Recognition
	2014	1.40	1.40	0.40	0.40	0.40	4.00	Recognition
Pekin CSD 303	2015	1.40	1.40	0.40	0.40	0.30	3.90	Recognition
	2014	1.40	1.40	0.40	0.40	0.40	4.00	Recognition
Pekin PSD 108	2015	1.05	1.05	0.20	0.40	0.40	3.10	Review
	2014	1.05	1.40	0.20	0.40	0.40	3.45	Review
Pembroke CCSD 259	2015	1.05	0.70	0.10	0.40	0.40	2.65	Early Warning
	2014	1.05	1.40	0.20	0.40	0.40	3.45	Review
Pennoyer SD 79	2015	1.05	1.40	0.20	0.40	0.30	3.35	Review
	2014	1.05	0.70	0.20	0.40	0.30	2.65	Early Warning
Peoria Heights CUSD 325	2015	1.40	1.05	0.40	0.40	0.20	3.45	Review
	2014	1.40	1.40	0.40	0.40	0.20	3.80	Recognition
Peoria SD 150	2015	1.05	1.05	0.20	0.40	0.10	2.80	Early Warning
	2014	1.40	1.05	0.20	0.40	0.10	3.15	Review
Peotone CUSD 207U	2015	1.40	0.70	0.30	0.40	0.30	3.10	Review

(FBRR - Fund Balance/Revenue Ratio - Weighting of 35%, EXRV - Expenditures/Revenue Ratio - Weighting of 35%, DCOH - Days Cash on Hand - Weighting of 10%, STB - Short-Term Borrowing - Weighting of 10%, and LTD - Long-Term Debt -Weighting of 10%)

Note: Because Whiteside School District 115 did not submit an FY15 AFR, they are in the Financial Watch Category.

<u>District Name</u>	<u>Data Year</u>	<u>FBRR</u>	<u>ERR</u>	<u>DCOH</u>	<u>STB</u>	<u>LTD</u>	<u>Total Score</u>	<u>Designation</u>
Peotone CUSD 207U	2014	1.40	1.05	0.40	0.40	0.20	3.45	Review
Peru ESD 124	2015	1.40	1.05	0.30	0.40	0.10	3.25	Review
	2014	1.40	1.05	0.40	0.40	0.10	3.35	Review
Pikeland CUSD 10	2015	1.40	1.05	0.30	0.40	0.40	3.55	Recognition
	2014	1.40	1.05	0.30	0.40	0.40	3.55	Recognition
Pinckneyville CHSD 101	2015	1.05	0.70	0.20	0.40	0.10	2.45	Watch
	2014	1.05	0.70	0.20	0.40	0.10	2.45	Watch
Pinckneyville SD 50	2015	1.40	1.05	0.40	0.40	0.40	3.65	Recognition
	2014	1.40	1.05	0.40	0.40	0.40	3.65	Recognition
Plainfield SD 202	2015	1.05	1.40	0.30	0.40	0.20	3.35	Review
	2014	1.05	1.40	0.20	0.40	0.10	3.15	Review
Plano CUSD 88	2015	1.40	1.40	0.40	0.40	0.10	3.70	Recognition
	2014	1.40	1.40	0.40	0.40	0.10	3.70	Recognition
Pleasant Hill CUSD 3	2015	1.40	0.70	0.20	0.40	0.20	2.90	Early Warning
	2014	1.40	0.70	0.30	0.40	0.20	3.00	Early Warning
Pleasant Hill SD 69	2015	1.40	1.05	0.40	0.40	0.30	3.55	Recognition
	2014	1.40	1.40	0.40	0.40	0.40	4.00	Recognition
Pleasant Plains CUSD 8	2015	1.40	1.40	0.40	0.40	0.40	4.00	Recognition
	2014	1.40	1.40	0.40	0.40	0.30	3.90	Recognition
Pleasant Valley SD 62	2015	1.40	1.40	0.40	0.40	0.40	4.00	Recognition
	2014	1.40	1.40	0.40	0.40	0.30	3.90	Recognition
Pleasantdale SD 107	2015	1.40	1.40	0.40	0.40	0.40	4.00	Recognition
	2014	1.40	1.40	0.40	0.40	0.30	3.90	Recognition
Polo CUSD 222	2015	1.40	1.40	0.40	0.40	0.40	4.00	Recognition
	2014	1.40	1.05	0.40	0.40	0.40	3.65	Recognition
Pontiac CCSD 429	2015	1.40	1.05	0.30	0.40	0.40	3.55	Recognition
	2014	1.40	1.40	0.30	0.40	0.40	3.90	Recognition
Pontiac Twp HSD 90	2015	1.05	1.40	0.20	0.40	0.30	3.35	Review
	2014	1.05	1.40	0.20	0.40	0.30	3.35	Review
Pontiac-W Holliday SD 105	2015	1.40	1.05	0.30	0.40	0.40	3.55	Recognition
	2014	1.40	1.05	0.30	0.40	0.40	3.55	Recognition

(FBRR - Fund Balance/Revenue Ratio - Weighting of 35%, EXRV - Expenditures/Revenue Ratio - Weighting of 35%, DCOH - Days Cash on Hand - Weighting of 10%, STB - Short-Term Borrowing - Weighting of 10%, and LTD - Long-Term Debt -Weighting of 10%)

Note: Because Whiteside School District 115 did not submit an FY15 AFR, they are in the Financial Watch Category.

<u>District Name</u>	<u>Data Year</u>	<u>FBRR</u>	<u>ERR</u>	<u>DCOH</u>	<u>STB</u>	<u>LTD</u>	<u>Total Score</u>	<u>Designation</u>
Pope Co CUD 1	2015	1.40	1.05	0.40	0.40	0.40	3.65	Recognition
	2014	1.40	1.40	0.40	0.40	0.40	4.00	Recognition
Porta CUSD 202	2015	1.40	0.70	0.30	0.40	0.20	3.00	Early Warning
	2014	1.40	1.05	0.30	0.40	0.20	3.35	Review
Posen-Robbins ESD 143-5	2015	1.40	1.40	0.40	0.40	0.20	3.80	Recognition
	2014	1.40	1.40	0.40	0.40	0.20	3.80	Recognition
Potomac CUSD 10	2015	1.40	1.05	0.40	0.40	0.30	3.55	Recognition
	2014	1.40	1.05	0.40	0.40	0.20	3.45	Review
Prairie Central CUSD 8	2015	1.40	1.05	0.30	0.40	0.40	3.55	Recognition
	2014	1.05	1.05	0.20	0.40	0.40	3.10	Review
Prairie Du Rocher CCSD 134	2015	1.40	1.05	0.30	0.40	0.40	3.55	Recognition
	2014	1.40	1.05	0.40	0.40	0.40	3.65	Recognition
Prairie Grove CSD 46	2015	1.40	1.40	0.40	0.40	0.30	3.90	Recognition
	2014	1.40	1.40	0.40	0.40	0.30	3.90	Recognition
Prairie Hill CCSD 133	2015	1.40	1.40	0.40	0.40	0.10	3.70	Recognition
	2014	1.40	0.70	0.40	0.40	0.10	3.00	Early Warning
Prairie-Hills ESD 144	2015	1.40	1.40	0.30	0.40	0.10	3.60	Recognition
	2014	1.40	1.40	0.30	0.40	0.10	3.60	Recognition
Prairieview-Ogden CCSD 197	2015	1.40	1.40	0.40	0.40	0.40	4.00	Recognition
	2014	1.40	1.40	0.40	0.40	0.40	4.00	Recognition
Princeton ESD 115	2015	0.70	0.70	0.10	0.40	0.40	2.30	Watch
	2014	1.05	0.70	0.20	0.40	0.40	2.75	Early Warning
Princeton HSD 500	2015	1.40	1.05	0.40	0.40	0.40	3.65	Recognition
	2014	1.40	1.05	0.40	0.40	0.40	3.65	Recognition
Princeville CUSD 326	2015	1.40	1.05	0.30	0.40	0.10	3.25	Review
	2014	1.40	1.05	0.30	0.40	0.30	3.45	Review
Prophetstown-Lyndon-Tampico CUSD3	2015	1.40	1.05	0.30	0.40	0.40	3.55	Recognition
	2014	1.40	1.05	0.30	0.40	0.40	3.55	Recognition
Prospect Heights SD 23	2015	1.40	1.40	0.30	0.40	0.30	3.80	Recognition
	2014	1.40	1.40	0.30	0.40	0.30	3.80	Recognition
Proviso Twp HSD 209	2015	1.40	1.40	0.40	0.40	0.30	3.90	Recognition

(FBRR - Fund Balance/Revenue Ratio - Weighting of 35%, EXRV - Expenditures/Revenue Ratio - Weighting of 35%, DCOH - Days Cash on Hand - Weighting of 10%, STB - Short-Term Borrowing - Weighting of 10%, and LTD - Long-Term Debt -Weighting of 10%)

Note: Because Whiteside School District 115 did not submit an FY15 AFR, they are in the Financial Watch Category.

<u>District Name</u>	<u>Data Year</u>	<u>FBRR</u>	<u>ERR</u>	<u>DCOH</u>	<u>STB</u>	<u>LTD</u>	<u>Total Score</u>	<u>Designation</u>
Proviso Twp HSD 209	2014	1.40	1.40	0.40	0.40	0.30	3.90	Recognition
Putnam County CUSD 535	2015	1.40	1.05	0.40	0.40	0.40	3.65	Recognition
	2014	1.40	1.05	0.40	0.40	0.40	3.65	Recognition
Queen Bee SD 16	2015	1.40	1.40	0.30	0.40	0.10	3.60	Recognition
	2014	1.40	1.40	0.30	0.40	0.10	3.60	Recognition
Quincy SD 172	2015	1.05	1.40	0.20	0.40	0.40	3.45	Review
	2014	1.05	1.05	0.20	0.40	0.40	3.10	Review
R O W V A CUSD 208	2015	1.40	1.05	0.30	0.40	0.20	3.35	Review
	2014	1.40	1.05	0.40	0.40	0.10	3.35	Review
Raccoon Cons SD 1	2015	1.40	1.05	0.40	0.40	0.40	3.65	Recognition
	2014	1.40	1.40	0.40	0.40	0.40	4.00	Recognition
Ramsey CUSD 204	2015	1.40	1.05	0.40	0.40	0.40	3.65	Recognition
	2014	1.40	1.05	0.40	0.40	0.30	3.55	Recognition
Rankin CSD 98	2015	1.40	1.40	0.40	0.40	0.30	3.90	Recognition
	2014	1.40	1.40	0.40	0.40	0.30	3.90	Recognition
Rantoul City SD 137	2015	1.40	1.40	0.30	0.40	0.10	3.60	Recognition
	2014	1.40	1.40	0.30	0.40	0.10	3.60	Recognition
Rantoul Township HSD 193	2015	1.40	1.40	0.40	0.40	0.30	3.90	Recognition
	2014	1.40	1.40	0.40	0.40	0.30	3.90	Recognition
Reavis Twp HSD 220	2015	1.40	1.40	0.30	0.40	0.30	3.80	Recognition
	2014	1.40	0.35	0.20	0.40	0.30	2.65	Early Warning
Red Bud CUSD 132	2015	1.40	1.40	0.40	0.40	0.40	4.00	Recognition
	2014	1.40	1.40	0.40	0.40	0.40	4.00	Recognition
Red Hill CUSD 10	2015	0.70	1.40	0.20	0.40	0.20	2.90	Early Warning
	2014	0.35	0.70	0.10	0.40	0.20	1.75	Watch
Reed Custer CUSD 255U	2015	1.40	1.40	0.40	0.40	0.40	4.00	Recognition
	2014	1.40	1.40	0.40	0.40	0.40	4.00	Recognition
Rhodes SD 84-5	2015	1.40	1.05	0.40	0.40	0.30	3.55	Recognition
	2014	1.40	1.40	0.40	0.40	0.30	3.90	Recognition
Rich Twp HSD 227	2015	1.40	1.40	0.40	0.40	0.20	3.80	Recognition
	2014	1.40	1.05	0.40	0.40	0.20	3.45	Review

(FBRR - Fund Balance/Revenue Ratio - Weighting of 35%, EXRV - Expenditures/Revenue Ratio - Weighting of 35%, DCOH - Days Cash on Hand - Weighting of 10%, STB - Short-Term Borrowing - Weighting of 10%, and LTD - Long-Term Debt -Weighting of 10%)

Note: Because Whiteside School District 115 did not submit an FY15 AFR, they are in the Financial Watch Category.

<u>District Name</u>	<u>Data Year</u>	<u>FBRR</u>	<u>ERR</u>	<u>DCOH</u>	<u>STB</u>	<u>LTD</u>	<u>Total Score</u>	<u>Designation</u>
Richland County CUSD 1	2015	1.40	1.40	0.30	0.40	0.20	3.70	Recognition
Richland GSD 88A	2015	1.40	1.40	0.30	0.40	0.10	3.60	Recognition
	2014	1.40	1.40	0.40	0.40	0.10	3.70	Recognition
Richmond-Burton CHSD 157	2015	1.40	1.40	0.40	0.40	0.30	3.90	Recognition
	2014	1.40	1.40	0.40	0.40	0.20	3.80	Recognition
Ridgeland SD 122	2015	1.40	1.40	0.40	0.40	0.10	3.70	Recognition
	2014	1.40	1.40	0.40	0.40	0.10	3.70	Recognition
Ridgeview CUSD 19	2015	1.40	1.40	0.40	0.40	0.40	4.00	Recognition
	2014	1.40	1.40	0.40	0.40	0.40	4.00	Recognition
Ridgewood CHSD 234	2015	1.40	1.40	0.40	0.40	0.10	3.70	Recognition
	2014	1.40	1.40	0.40	0.40	0.10	3.70	Recognition
Riley CCSD 18	2015	1.40	1.40	0.40	0.40	0.40	4.00	Recognition
	2014	1.40	1.40	0.40	0.40	0.40	4.00	Recognition
River Bend CUSD 2	2015	1.40	1.05	0.30	0.40	0.40	3.55	Recognition
	2014	1.40	1.05	0.30	0.40	0.40	3.55	Recognition
River Forest SD 90	2015	1.40	1.40	0.40	0.40	0.40	4.00	Recognition
	2014	1.40	1.40	0.40	0.40	0.40	4.00	Recognition
River Grove SD 85-5	2015	1.40	1.05	0.30	0.40	0.30	3.45	Review
	2014	1.40	1.40	0.30	0.40	0.30	3.80	Recognition
River Ridge CUSD 210	2015	1.40	1.40	0.40	0.40	0.40	4.00	Recognition
	2014	1.40	1.40	0.40	0.40	0.40	4.00	Recognition
River Trails SD 26	2015	1.40	1.40	0.40	0.40	0.30	3.90	Recognition
	2014	1.40	1.40	0.40	0.40	0.30	3.90	Recognition
Riverdale CUSD 100	2015	1.40	1.05	0.30	0.40	0.40	3.55	Recognition
	2014	1.40	1.05	0.30	0.40	0.40	3.55	Recognition
Riverside SD 96	2015	1.40	1.40	0.40	0.40	0.40	4.00	Recognition
	2014	1.40	1.40	0.40	0.40	0.30	3.90	Recognition
Riverside-Brookfield Twp SD 208	2015	1.40	1.40	0.40	0.40	0.10	3.70	Recognition
	2014	1.40	1.40	0.40	0.40	0.10	3.70	Recognition
Riverton CUSD 14	2015	1.40	1.05	0.40	0.40	0.30	3.55	Recognition
	2014	1.40	1.40	0.40	0.40	0.30	3.90	Recognition

(FBRR - Fund Balance/Revenue Ratio - Weighting of 35%, EXRV - Expenditures/Revenue Ratio - Weighting of 35%, DCOH - Days Cash on Hand - Weighting of 10%, STB - Short-Term Borrowing - Weighting of 10%, and LTD - Long-Term Debt -Weighting of 10%)

Note: Because Whiteside School District 115 did not submit an FY15 AFR, they are in the Financial Watch Category.

<u>District Name</u>	<u>Data Year</u>	<u>FBRR</u>	<u>ERR</u>	<u>DCOH</u>	<u>STB</u>	<u>LTD</u>	<u>Total Score</u>	<u>Designation</u>
Riverview CCSD 2	2015	1.40	1.05	0.40	0.40	0.40	3.65	Recognition
	2014	1.40	1.40	0.40	0.40	0.40	4.00	Recognition
Roanoke Benson CUSD 60	2015	1.40	1.05	0.30	0.40	0.20	3.35	Review
	2014	1.40	1.40	0.40	0.40	0.10	3.70	Recognition
Robein SD 85	2015	1.40	1.40	0.40	0.40	0.40	4.00	Recognition
	2014	1.40	1.40	0.40	0.40	0.40	4.00	Recognition
Robinson CUSD 2	2015	1.40	1.05	0.30	0.40	0.20	3.35	Review
	2014	1.05	1.05	0.20	0.40	0.30	3.00	Early Warning
Rochelle CCSD 231	2015	1.40	1.40	0.40	0.40	0.20	3.80	Recognition
	2014	1.40	1.05	0.30	0.40	0.20	3.35	Review
Rochelle Twp HSD 212	2015	1.40	1.40	0.40	0.40	0.20	3.80	Recognition
	2014	1.40	1.40	0.40	0.40	0.20	3.80	Recognition
Rochester CUSD 3A	2015	1.40	1.40	0.40	0.40	0.10	3.70	Recognition
	2014	1.40	1.40	0.40	0.40	0.10	3.70	Recognition
Rock Falls ESD 13	2015	1.40	1.05	0.20	0.40	0.10	3.15	Review
	2014	1.40	1.40	0.30	0.40	0.30	3.80	Recognition
Rock Falls Twp HSD 301	2015	1.40	1.05	0.40	0.40	0.40	3.65	Recognition
	2014	1.40	1.05	0.40	0.40	0.40	3.65	Recognition
Rock Island SD 41	2015	1.40	1.40	0.30	0.40	0.30	3.80	Recognition
	2014	1.40	1.05	0.30	0.40	0.20	3.35	Review
Rockdale SD 84	2015	1.40	1.40	0.30	0.40	0.30	3.80	Recognition
	2014	1.40	1.05	0.20	0.40	0.30	3.35	Review
Rockford SD 205	2015	1.40	1.40	0.30	0.40	0.20	3.70	Recognition
	2014	1.40	1.05	0.30	0.40	0.30	3.45	Review
Rockridge CUSD 300	2015	1.40	1.05	0.30	0.40	0.30	3.45	Review
	2014	1.40	1.05	0.30	0.40	0.40	3.55	Recognition
Rockton SD 140	2015	1.40	1.40	0.30	0.40	0.30	3.80	Recognition
	2014	1.40	0.35	0.30	0.40	0.30	2.75	Early Warning
Rome CCSD 2	2015	1.40	1.05	0.40	0.40	0.40	3.65	Recognition
	2014	1.40	1.05	0.40	0.40	0.40	3.65	Recognition
Rondout SD 72	2015	1.40	1.40	0.40	0.40	0.40	4.00	Recognition

(FBRR - Fund Balance/Revenue Ratio - Weighting of 35%, EXRV - Expenditures/Revenue Ratio - Weighting of 35%, DCOH - Days Cash on Hand - Weighting of 10%, STB - Short-Term Borrowing - Weighting of 10%, and LTD - Long-Term Debt -Weighting of 10%)

Note: Because Whiteside School District 115 did not submit an FY15 AFR, they are in the Financial Watch Category.

<u>District Name</u>	<u>Data Year</u>	<u>FBRR</u>	<u>ERR</u>	<u>DCOH</u>	<u>STB</u>	<u>LTD</u>	<u>Total Score</u>	<u>Designation</u>
Rondout SD 72	2014	1.40	1.40	0.40	0.40	0.40	4.00	Recognition
Rooks Creek CCSD 425	2015	1.40	1.05	0.40	0.40	0.40	3.65	Recognition
	2014	1.40	1.05	0.40	0.40	0.40	3.65	Recognition
Roselle SD 12	2015	1.40	1.05	0.40	0.40	0.30	3.55	Recognition
	2014	1.05	0.70	0.40	0.40	0.40	2.95	Early Warning
Rosemont ESD 78	2015	1.40	1.05	0.30	0.40	0.40	3.55	Recognition
	2014	1.40	1.05	0.30	0.40	0.40	3.55	Recognition
Rossville-Alvin CUSD 7	2015	1.40	1.05	0.40	0.40	0.10	3.35	Review
	2014	1.40	1.40	0.40	0.40	0.10	3.70	Recognition
Round Lake CUSD 116	2015	1.40	1.05	0.40	0.40	0.10	3.35	Review
	2014	1.40	1.40	0.40	0.40	0.20	3.80	Recognition
Roxana CUSD 1	2015	1.40	1.40	0.40	0.40	0.30	3.90	Recognition
	2014	1.40	1.40	0.40	0.40	0.40	4.00	Recognition
Rutland CCSD 230	2015	1.40	1.05	0.40	0.40	0.40	3.65	Recognition
	2014	1.40	1.05	0.40	0.40	0.40	3.65	Recognition
Salem CHSD 600	2015	1.40	1.40	0.40	0.40	0.40	4.00	Recognition
	2014	1.40	1.40	0.40	0.40	0.40	4.00	Recognition
Salem SD 111	2015	1.40	1.40	0.40	0.40	0.40	4.00	Recognition
	2014	1.40	1.40	0.40	0.40	0.40	4.00	Recognition
Salt Creek SD 48	2015	1.40	1.40	0.40	0.40	0.40	4.00	Recognition
	2014	1.40	1.40	0.40	0.30	0.40	3.90	Recognition
Sandoval CUSD 501	2015	1.05	1.40	0.20	0.40	0.30	3.35	Review
	2014	0.70	1.40	0.20	0.40	0.30	3.00	Early Warning
Sandridge SD 172	2015	1.40	1.40	0.30	0.40	0.40	3.90	Recognition
	2014	1.05	1.40	0.30	0.40	0.30	3.45	Review
Sandwich CUSD 430	2015	0.70	1.05	0.10	0.40	0.40	2.65	Early Warning
	2014	0.70	1.05	0.10	0.40	0.40	2.65	Early Warning
Sangamon Valley CUSD 9	2015	1.40	1.40	0.40	0.40	0.40	4.00	Recognition
	2014	1.40	1.40	0.30	0.40	0.40	3.90	Recognition
Saratoga CCSD 60C	2015	1.40	1.40	0.40	0.40	0.20	3.80	Recognition
	2014	1.40	1.40	0.40	0.40	0.20	3.80	Recognition

(FBRR - Fund Balance/Revenue Ratio - Weighting of 35%, EXRV - Expenditures/Revenue Ratio - Weighting of 35%, DCOH - Days Cash on Hand - Weighting of 10%, STB - Short-Term Borrowing - Weighting of 10%, and LTD - Long-Term Debt -Weighting of 10%)

Note: Because Whiteside School District 115 did not submit an FY15 AFR, they are in the Financial Watch Category.

<u>District Name</u>	<u>Data Year</u>	<u>FBRR</u>	<u>ERR</u>	<u>DCOH</u>	<u>STB</u>	<u>LTD</u>	<u>Total Score</u>	<u>Designation</u>
Saunemin CCSD 438	2015	1.40	1.40	0.40	0.40	0.40	4.00	Recognition
	2014	1.40	1.40	0.40	0.40	0.40	4.00	Recognition
Scales Mound CUSD 211	2015	1.40	1.40	0.40	0.40	0.40	4.00	Recognition
	2014	1.40	1.40	0.40	0.40	0.40	4.00	Recognition
Schaumburg CCSD 54	2015	1.40	1.05	0.40	0.40	0.40	3.65	Recognition
	2014	1.40	1.05	0.40	0.40	0.40	3.65	Recognition
Schiller Park SD 81	2015	1.40	1.40	0.40	0.40	0.10	3.70	Recognition
	2014	1.40	1.40	0.40	0.40	0.10	3.70	Recognition
Schuyler-Industry CUSD 5	2015	1.05	1.05	0.20	0.40	0.30	3.00	Early Warning
	2014	1.05	1.40	0.20	0.40	0.30	3.35	Review
Scott-Morgan CUSD 2	2015	1.40	1.05	0.40	0.40	0.40	3.65	Recognition
	2014	1.40	1.05	0.40	0.40	0.40	3.65	Recognition
SD 45 DuPage County	2015	1.40	1.40	0.40	0.40	0.20	3.80	Recognition
	2014	1.40	1.05	0.40	0.40	0.20	3.45	Review
SD U-46	2015	1.40	1.40	0.40	0.40	0.20	3.80	Recognition
	2014	1.40	1.40	0.30	0.40	0.20	3.70	Recognition
Selmaville CCSD 10	2015	1.40	1.05	0.40	0.40	0.30	3.55	Recognition
	2014	1.40	1.05	0.40	0.40	0.30	3.55	Recognition
Seneca CCSD 170	2015	1.40	1.40	0.40	0.40	0.40	4.00	Recognition
	2014	1.40	1.40	0.40	0.40	0.40	4.00	Recognition
Seneca Twp HSD 160	2015	1.40	1.40	0.40	0.40	0.40	4.00	Recognition
	2014	1.40	1.40	0.40	0.40	0.40	4.00	Recognition
Serena CUSD 2	2015	1.40	1.05	0.40	0.40	0.30	3.55	Recognition
	2014	1.40	1.05	0.40	0.40	0.30	3.55	Recognition
Sesser-Valier CUSD 196	2015	1.40	1.05	0.40	0.40	0.40	3.65	Recognition
	2014	1.40	1.05	0.40	0.40	0.30	3.55	Recognition
Shawnee CUSD 84	2015	1.40	1.40	0.30	0.40	0.40	3.90	Recognition
	2014	1.40	0.70	0.30	0.40	0.40	3.20	Review
Shelbyville CUSD 4	2015	1.40	1.40	0.40	0.40	0.30	3.90	Recognition
	2014	1.40	1.40	0.40	0.40	0.40	4.00	Recognition
Sherrard CUSD 200	2015	1.40	1.40	0.40	0.40	0.30	3.90	Recognition

(FBRR - Fund Balance/Revenue Ratio - Weighting of 35%, EXRV - Expenditures/Revenue Ratio - Weighting of 35%, DCOH - Days Cash on Hand - Weighting of 10%, STB - Short-Term Borrowing - Weighting of 10%, and LTD - Long-Term Debt -Weighting of 10%)

Note: Because Whiteside School District 115 did not submit an FY15 AFR, they are in the Financial Watch Category.

<u>District Name</u>	<u>Data Year</u>	<u>FBRR</u>	<u>ERR</u>	<u>DCOH</u>	<u>STB</u>	<u>LTD</u>	<u>Total Score</u>	<u>Designation</u>
Sherrard CUSD 200	2014	1.40	1.40	0.40	0.40	0.30	3.90	Recognition
Shiloh CUSD 1	2015	1.40	1.40	0.40	0.40	0.40	4.00	Recognition
	2014	1.40	1.40	0.40	0.40	0.40	4.00	Recognition
Shiloh Village SD 85	2015	1.40	0.70	0.30	0.40	0.20	3.00	Early Warning
	2014	1.40	1.05	0.30	0.40	0.10	3.25	Review
Shirland CCSD 134	2015	1.40	1.40	0.40	0.40	0.40	4.00	Recognition
	2014	1.40	1.40	0.40	0.40	0.40	4.00	Recognition
Signal Hill SD 181	2015	1.40	1.40	0.40	0.40	0.10	3.70	Recognition
	2014	1.40	1.40	0.40	0.40	0.10	3.70	Recognition
Silvis SD 34	2015	1.40	1.05	0.40	0.40	0.20	3.45	Review
	2014	1.40	1.40	0.40	0.40	0.10	3.70	Recognition
Skokie SD 68	2015	1.40	1.05	0.40	0.40	0.40	3.65	Recognition
	2014	1.40	1.40	0.40	0.40	0.40	4.00	Recognition
Skokie SD 69	2015	1.40	1.40	0.40	0.40	0.30	3.90	Recognition
	2014	1.40	1.40	0.40	0.40	0.30	3.90	Recognition
Skokie SD 73-5	2015	1.40	1.40	0.40	0.40	0.30	3.90	Recognition
	2014	1.40	1.40	0.40	0.40	0.30	3.90	Recognition
Smithton CCSD 130	2015	1.40	1.05	0.40	0.40	0.40	3.65	Recognition
	2014	1.40	1.05	0.40	0.40	0.40	3.65	Recognition
Somonauk CUSD 432	2015	1.40	1.40	0.40	0.40	0.30	3.90	Recognition
	2014	1.40	1.40	0.30	0.40	0.30	3.80	Recognition
South Central CUD 401	2015	1.40	1.05	0.30	0.40	0.30	3.45	Review
	2014	1.40	1.40	0.30	0.40	0.20	3.70	Recognition
South Fork SD 14	2015	1.40	1.40	0.30	0.40	0.20	3.70	Recognition
	2014	1.05	1.40	0.30	0.40	0.20	3.35	Review
South Holland SD 150	2015	1.40	1.40	0.40	0.40	0.30	3.90	Recognition
	2014	1.40	1.40	0.40	0.40	0.30	3.90	Recognition
South Holland SD 151	2015	1.40	1.40	0.40	0.40	0.10	3.70	Recognition
	2014	1.40	1.40	0.40	0.40	0.10	3.70	Recognition
South Pekin SD 137	2015	1.40	1.05	0.30	0.40	0.10	3.25	Review
	2014	1.40	1.05	0.30	0.40	0.10	3.25	Review

(FBRR - Fund Balance/Revenue Ratio - Weighting of 35%, EXRV - Expenditures/Revenue Ratio - Weighting of 35%, DCOH - Days Cash on Hand - Weighting of 10%, STB - Short-Term Borrowing - Weighting of 10%, and LTD - Long-Term Debt -Weighting of 10%)

Note: Because Whiteside School District 115 did not submit an FY15 AFR, they are in the Financial Watch Category.

<u>District Name</u>	<u>Data Year</u>	<u>FBRR</u>	<u>ERR</u>	<u>DCOH</u>	<u>STB</u>	<u>LTD</u>	<u>Total Score</u>	<u>Designation</u>
South Wilmington CCSD 74	2015	0.35	0.35	0.10	0.40	0.40	1.60	Watch
	2014	1.05	0.35	0.20	0.40	0.40	2.40	Watch
Southeastern CUSD 337	2015	1.40	1.05	0.30	0.40	0.40	3.55	Recognition
	2014	1.40	1.05	0.30	0.40	0.40	3.55	Recognition
Southwestern CUSD 9	2015	1.40	1.05	0.30	0.40	0.20	3.35	Review
	2014	1.40	1.05	0.30	0.40	0.20	3.35	Review
Sparta CUSD 140	2015	1.40	1.05	0.20	0.40	0.30	3.35	Review
	2014	1.40	1.05	0.30	0.40	0.30	3.45	Review
Spoon River Valley CUSD 4	2015	1.40	1.40	0.40	0.40	0.40	4.00	Recognition
	2014	1.40	1.05	0.30	0.40	0.40	3.55	Recognition
Spring Lake CCSD 606	2015	0.35	1.40	0.10	0.40	0.40	2.65	Early Warning
	2014	0.35	0.35	0.10	0.40	0.40	1.60	Watch
Spring Valley CCSD 99	2015	1.40	1.05	0.40	0.40	0.10	3.35	Review
	2014	1.40	1.40	0.40	0.40	0.10	3.70	Recognition
Springfield SD 186	2015	1.05	1.40	0.20	0.40	0.30	3.35	Review
	2014	0.70	1.05	0.20	0.40	0.30	2.65	Early Warning
St Anne CCSD 256	2015	1.40	1.05	0.40	0.40	0.40	3.65	Recognition
	2014	1.40	1.05	0.40	0.40	0.40	3.65	Recognition
St Anne CHSD 302	2015	1.40	1.05	0.40	0.40	0.30	3.55	Recognition
	2014	1.40	1.40	0.40	0.40	0.20	3.80	Recognition
St Charles CUSD 303	2015	1.40	1.40	0.40	0.40	0.40	4.00	Recognition
	2014	1.40	1.40	0.40	0.40	0.30	3.90	Recognition
St Elmo CUSD 202	2015	1.40	1.05	0.30	0.40	0.30	3.45	Review
	2014	1.40	1.05	0.40	0.40	0.30	3.55	Recognition
St George CCSD 258	2015	1.40	1.40	0.30	0.40	0.20	3.70	Recognition
	2014	1.40	1.40	0.30	0.40	0.20	3.70	Recognition
St Joseph CCSD 169	2015	1.40	1.05	0.40	0.40	0.10	3.35	Review
	2014	1.40	1.05	0.40	0.40	0.10	3.35	Review
St Joseph Ogden CHSD 305	2015	1.40	1.40	0.40	0.40	0.20	3.80	Recognition
	2014	1.40	1.05	0.40	0.40	0.20	3.45	Review
St Libory Cons SD 30	2015	0.35	1.40	0.10	0.40	0.40	2.65	Early Warning

(FBRR - Fund Balance/Revenue Ratio - Weighting of 35%, EXRV - Expenditures/Revenue Ratio - Weighting of 35%, DCOH - Days Cash on Hand - Weighting of 10%, STB - Short-Term Borrowing - Weighting of 10%, and LTD - Long-Term Debt -Weighting of 10%)

Note: Because Whiteside School District 115 did not submit an FY15 AFR, they are in the Financial Watch Category.

<u>District Name</u>	<u>Data Year</u>	<u>FBRR</u>	<u>ERR</u>	<u>DCOH</u>	<u>STB</u>	<u>LTD</u>	<u>Total Score</u>	<u>Designation</u>
St Libory Cons SD 30	2014	0.35	1.40	0.10	0.40	0.40	2.65	Early Warning
St Rose SD 14-15	2015	1.40	1.05	0.40	0.40	0.40	3.65	Recognition
	2014	1.40	1.05	0.40	0.40	0.40	3.65	Recognition
Stark County CUSD 100	2015	1.40	1.05	0.40	0.40	0.30	3.55	Recognition
	2014	1.40	1.05	0.40	0.40	0.20	3.45	Review
Staunton CUSD 6	2015	1.40	1.05	0.30	0.40	0.40	3.55	Recognition
	2014	1.40	1.05	0.30	0.40	0.40	3.55	Recognition
Steeleville CUSD 138	2015	1.40	1.05	0.30	0.40	0.40	3.55	Recognition
	2014	1.40	1.05	0.30	0.40	0.40	3.55	Recognition
Steger SD 194	2015	1.40	1.05	0.30	0.40	0.40	3.55	Recognition
	2014	1.40	1.05	0.40	0.40	0.40	3.65	Recognition
Sterling CUSD 5	2015	1.40	1.40	0.30	0.40	0.30	3.80	Recognition
	2014	1.40	1.05	0.30	0.40	0.30	3.45	Review
Steward ESD 220	2015	1.40	1.40	0.40	0.40	0.40	4.00	Recognition
	2014	1.40	1.40	0.40	0.40	0.30	3.90	Recognition
Stewardson-Strasburg CUD 5A	2015	1.40	1.40	0.30	0.40	0.30	3.80	Recognition
	2014	1.40	1.05	0.30	0.40	0.30	3.45	Review
Stockton CUSD 206	2015	1.40	1.05	0.40	0.40	0.40	3.65	Recognition
	2014	1.40	1.40	0.40	0.40	0.40	4.00	Recognition
Streator ESD 44	2015	0.35	1.05	0.10	0.20	0.30	2.00	Watch
	2014	0.35	1.05	0.10	0.20	0.40	2.10	Watch
Streator Twp HSD 40	2015	1.40	1.05	0.30	0.40	0.30	3.45	Review
	2014	1.40	1.05	0.30	0.40	0.20	3.35	Review
Sullivan CUSD 300	2015	1.40	1.40	0.40	0.40	0.40	4.00	Recognition
	2014	1.40	1.05	0.40	0.40	0.40	3.65	Recognition
Summersville SD 79	2015	1.40	1.40	0.40	0.40	0.40	4.00	Recognition
	2014	1.40	1.40	0.40	0.40	0.40	4.00	Recognition
Summit Hill SD 161	2015	1.40	1.40	0.40	0.40	0.10	3.70	Recognition
	2014	1.40	1.05	0.40	0.40	0.10	3.35	Review
Summit SD 104	2015	1.05	0.70	0.20	0.40	0.10	2.45	Watch
	2014	1.40	1.05	0.30	0.40	0.10	3.25	Review

(FBRR - Fund Balance/Revenue Ratio - Weighting of 35%, EXRV - Expenditures/Revenue Ratio - Weighting of 35%, DCOH - Days Cash on Hand - Weighting of 10%, STB - Short-Term Borrowing - Weighting of 10%, and LTD - Long-Term Debt -Weighting of 10%)

Note: Because Whiteside School District 115 did not submit an FY15 AFR, they are in the Financial Watch Category.

<u>District Name</u>	<u>Data Year</u>	<u>FBRR</u>	<u>ERR</u>	<u>DCOH</u>	<u>STB</u>	<u>LTD</u>	<u>Total Score</u>	<u>Designation</u>
Sunnybrook SD 171	2015	1.40	1.05	0.40	0.40	0.20	3.45	Review
	2014	1.40	1.40	0.40	0.40	0.20	3.80	Recognition
Sunset Ridge SD 29	2015	1.40	1.40	0.40	0.40	0.40	4.00	Recognition
	2014	1.40	1.40	0.40	0.40	0.40	4.00	Recognition
Sycamore CUSD 427	2015	1.05	1.05	0.20	0.40	0.10	2.80	Early Warning
	2014	1.40	0.70	0.30	0.40	0.10	2.90	Early Warning
Taft SD 90	2015	1.40	1.05	0.30	0.40	0.10	3.25	Review
	2014	1.40	1.05	0.30	0.40	0.10	3.25	Review
Tamaroa School Dist 5	2015	0.70	1.05	0.10	0.40	0.40	2.65	Early Warning
	2014	0.70	0.70	0.10	0.40	0.40	2.30	Watch
Taylorville CUSD 3	2015	1.40	1.40	0.30	0.40	0.30	3.80	Recognition
	2014	1.40	1.40	0.30	0.40	0.30	3.80	Recognition
Teutopolis CUSD 50	2015	1.40	1.40	0.40	0.40	0.30	3.90	Recognition
	2014	1.40	1.40	0.40	0.40	0.30	3.90	Recognition
Thomasboro CCSD 130	2015	1.40	1.05	0.40	0.40	0.40	3.65	Recognition
	2014	1.40	1.05	0.40	0.40	0.40	3.65	Recognition
Thompsonville CUSD 174	2015	1.40	1.40	0.30	0.40	0.20	3.70	Recognition
	2014	1.05	1.05	0.20	0.40	0.20	2.90	Early Warning
Thornton Fractional Twp HSD 215	2015	1.40	1.40	0.40	0.40	0.20	3.80	Recognition
	2014	1.40	1.40	0.30	0.40	0.20	3.70	Recognition
Thornton SD 154	2015	1.40	1.05	0.40	0.40	0.20	3.45	Review
	2014	1.40	1.40	0.40	0.40	0.30	3.90	Recognition
Thornton Twp HSD 205	2015	1.40	1.05	0.30	0.40	0.30	3.45	Review
	2014	1.40	1.05	0.30	0.40	0.30	3.45	Review
Tolono CUSD 7	2015	1.40	1.40	0.40	0.40	0.20	3.80	Recognition
	2014	1.40	1.05	0.40	0.40	0.20	3.45	Review
Tonica CCSD 79	2015	1.40	1.40	0.40	0.40	0.40	4.00	Recognition
	2014	1.40	1.05	0.40	0.40	0.40	3.65	Recognition
Township HSD 211	2015	1.40	1.40	0.40	0.40	0.40	4.00	Recognition
	2014	1.40	1.40	0.40	0.40	0.40	4.00	Recognition
Township HSD 214	2015	1.40	1.40	0.40	0.40	0.40	4.00	Recognition

(FBRR - Fund Balance/Revenue Ratio - Weighting of 35%, EXRV - Expenditures/Revenue Ratio - Weighting of 35%, DCOH - Days Cash on Hand - Weighting of 10%, STB - Short-Term Borrowing - Weighting of 10%, and LTD - Long-Term Debt -Weighting of 10%)

Note: Because Whiteside School District 115 did not submit an FY15 AFR, they are in the Financial Watch Category.

<u>District Name</u>	<u>Data Year</u>	<u>FBRR</u>	<u>ERR</u>	<u>DCOH</u>	<u>STB</u>	<u>LTD</u>	<u>Total Score</u>	<u>Designation</u>
Township HSD 214	2014	1.40	1.40	0.40	0.40	0.40	4.00	Recognition
Tremont CUSD 702	2015	1.40	1.05	0.30	0.40	0.20	3.35	Review
	2014	1.40	1.40	0.40	0.40	0.20	3.80	Recognition
Tri City CUSD 1	2015	1.40	1.05	0.30	0.40	0.40	3.55	Recognition
	2014	1.40	1.05	0.30	0.40	0.40	3.55	Recognition
Tri Point CUSD 6-J	2015	1.05	0.70	0.20	0.40	0.40	2.75	Early Warning
	2014	1.40	0.70	0.30	0.40	0.40	3.20	Review
Tri Valley CUSD 3	2015	1.40	1.05	0.40	0.40	0.40	3.65	Recognition
	2014	1.40	1.05	0.40	0.40	0.40	3.65	Recognition
Triad CUSD 2	2015	0.70	1.05	0.10	0.40	0.10	2.35	Watch
	2014	1.05	1.05	0.20	0.40	0.10	2.80	Early Warning
Trico CUSD 176	2015	1.40	1.05	0.30	0.40	0.30	3.45	Review
	2014	1.40	1.05	0.30	0.40	0.30	3.45	Review
Triopia CUSD 27	2015	1.40	1.05	0.30	0.40	0.10	3.25	Review
	2014	1.40	1.05	0.30	0.40	0.40	3.55	Recognition
Troy CCSD 30C	2015	1.40	1.05	0.40	0.40	0.10	3.35	Review
	2014	1.40	1.40	0.40	0.40	0.10	3.70	Recognition
Tuscola CUSD 301	2015	1.40	0.70	0.30	0.40	0.30	3.10	Review
	2014	1.40	1.40	0.40	0.40	0.30	3.90	Recognition
Twp HSD 113	2015	1.40	1.40	0.40	0.40	0.30	3.90	Recognition
	2014	1.40	1.40	0.40	0.40	0.30	3.90	Recognition
Union Ridge SD 86	2015	1.40	1.05	0.40	0.40	0.40	3.65	Recognition
	2014	1.40	1.05	0.40	0.40	0.40	3.65	Recognition
Union SD 81	2015	1.40	1.40	0.40	0.40	0.10	3.70	Recognition
	2014	1.40	1.40	0.30	0.40	0.10	3.60	Recognition
United CUSD 304	2015	1.05	1.40	0.20	0.40	0.30	3.35	Review
	2014	1.05	1.05	0.20	0.40	0.30	3.00	Early Warning
United Twp HSD 30	2015	1.40	1.05	0.40	0.40	0.40	3.65	Recognition
	2014	1.40	1.05	0.40	0.40	0.40	3.65	Recognition
Unity Point CCSD 140	2015	1.40	1.05	0.30	0.40	0.30	3.45	Review
	2014	1.40	1.05	0.30	0.40	0.30	3.45	Review

(FBRR - Fund Balance/Revenue Ratio - Weighting of 35%, EXRV - Expenditures/Revenue Ratio - Weighting of 35%, DCOH - Days Cash on Hand - Weighting of 10%, STB - Short-Term Borrowing - Weighting of 10%, and LTD - Long-Term Debt -Weighting of 10%)

Note: Because Whiteside School District 115 did not submit an FY15 AFR, they are in the Financial Watch Category.

<u>District Name</u>	<u>Data Year</u>	<u>FBRR</u>	<u>ERR</u>	<u>DCOH</u>	<u>STB</u>	<u>LTD</u>	<u>Total Score</u>	<u>Designation</u>
Urbana SD 116	2015	1.05	1.05	0.20	0.40	0.20	2.90	Early Warning
	2014	1.05	1.40	0.20	0.40	0.20	3.25	Review
V I T CUSD 2	2015	1.40	1.40	0.40	0.40	0.40	4.00	Recognition
	2014	1.40	1.05	0.40	0.40	0.40	3.65	Recognition
Valley View CUSD 365U	2015	1.40	1.40	0.30	0.40	0.10	3.60	Recognition
	2014	1.40	1.05	0.30	0.40	0.10	3.25	Review
Valmeyer CUSD 3	2015	1.40	1.05	0.30	0.40	0.40	3.55	Recognition
	2014	1.40	1.05	0.30	0.40	0.40	3.55	Recognition
Vandalia CUSD 203	2015	1.40	1.05	0.30	0.40	0.10	3.25	Review
	2014	1.40	1.40	0.30	0.40	0.20	3.70	Recognition
Venice CUSD 3	2015	1.40	1.40	0.40	0.40	0.40	4.00	Recognition
	2014	1.40	1.05	0.40	0.40	0.40	3.65	Recognition
Vienna HSD 133	2015	1.05	1.05	0.20	0.40	0.40	3.10	Review
	2014	1.05	1.05	0.20	0.40	0.30	3.00	Early Warning
Vienna SD 55	2015	1.05	1.40	0.20	0.40	0.10	3.15	Review
	2014	1.05	0.70	0.20	0.40	0.10	2.45	Watch
Villa Grove CUSD 302	2015	1.40	1.05	0.30	0.40	0.40	3.55	Recognition
	2014	1.40	1.05	0.30	0.40	0.40	3.55	Recognition
Virginia CUSD 64	2015	1.05	1.05	0.20	0.40	0.10	2.80	Early Warning
	2014	1.05	1.05	0.20	0.40	0.10	2.80	Early Warning
W Harvey-Dixmoor PSD 147	2015	1.40	1.05	0.30	0.40	0.10	3.25	Review
	2014	1.40	1.05	0.40	0.40	0.10	3.35	Review
Wabash CUSD 348	2015	0.35	0.70	0.20	0.40	0.40	2.05	Watch
	2014	1.05	0.70	0.20	0.40	0.40	2.75	Early Warning
Wallace CCSD 195	2015	1.40	0.70	0.30	0.40	0.20	3.00	Early Warning
	2014	1.40	1.40	0.40	0.40	0.20	3.80	Recognition
Waltham CCSD 185	2015	1.40	1.05	0.40	0.40	0.40	3.65	Recognition
	2014	1.40	1.05	0.40	0.40	0.40	3.65	Recognition
Waltonville CUSD 1	2015	1.40	1.05	0.30	0.40	0.40	3.55	Recognition
	2014	1.40	1.40	0.40	0.40	0.40	4.00	Recognition
Warren CUSD 205	2015	1.40	1.40	0.40	0.40	0.30	3.90	Recognition

(FBRR - Fund Balance/Revenue Ratio - Weighting of 35%, EXRV - Expenditures/Revenue Ratio - Weighting of 35%, DCOH - Days Cash on Hand - Weighting of 10%, STB - Short-Term Borrowing - Weighting of 10%, and LTD - Long-Term Debt -Weighting of 10%)

Note: Because Whiteside School District 115 did not submit an FY15 AFR, they are in the Financial Watch Category.

<u>District Name</u>	<u>Data Year</u>	<u>FBRR</u>	<u>ERR</u>	<u>DCOH</u>	<u>STB</u>	<u>LTD</u>	<u>Total Score</u>	<u>Designation</u>
Warren CUSD 205	2014	1.40	1.40	0.40	0.40	0.30	3.90	Recognition
Warren Twp HSD 121	2015	1.40	1.40	0.30	0.40	0.20	3.70	Recognition
	2014	1.40	1.05	0.30	0.40	0.20	3.35	Review
Warrensburg-Latham CUSD 11	2015	1.40	1.05	0.30	0.40	0.20	3.35	Review
	2014	1.40	1.05	0.30	0.40	0.20	3.35	Review
Warsaw CUSD 316	2015	1.05	0.70	0.20	0.40	0.30	2.65	Early Warning
	2014	1.05	0.70	0.20	0.40	0.30	2.65	Early Warning
Washington CHSD 308	2015	1.40	1.05	0.40	0.40	0.20	3.45	Review
	2014	1.40	1.05	0.40	0.40	0.20	3.45	Review
Washington SD 52	2015	1.40	1.05	0.40	0.40	0.30	3.55	Recognition
	2014	1.40	1.05	0.40	0.40	0.30	3.55	Recognition
Waterloo CUSD 5	2015	1.40	1.05	0.30	0.40	0.10	3.25	Review
	2014	1.40	1.40	0.40	0.40	0.10	3.70	Recognition
Wauconda CUSD 118	2015	1.40	1.40	0.40	0.40	0.10	3.70	Recognition
	2014	1.40	1.40	0.30	0.40	0.10	3.60	Recognition
Waukegan CUSD 60	2015	1.05	1.05	0.20	0.40	0.20	2.90	Early Warning
	2014	1.05	1.40	0.20	0.40	0.20	3.25	Review
Waverly CUSD 6	2015	1.40	1.40	0.40	0.40	0.20	3.80	Recognition
	2014	1.40	1.40	0.40	0.40	0.40	4.00	Recognition
Wayne City CUSD 100	2015	1.40	1.40	0.30	0.40	0.10	3.60	Recognition
	2014	1.05	1.05	0.20	0.40	0.10	2.80	Early Warning
Webber Twp HSD 204	2015	1.05	1.05	0.20	0.10	0.10	2.50	Watch
	2014	0.70	0.35	0.10	0.40	0.40	1.95	Watch
Wesclin CUSD 3	2015	1.40	1.05	0.30	0.40	0.20	3.35	Review
	2014	1.40	1.05	0.30	0.40	0.20	3.35	Review
West Carroll CUSD 314	2015	1.40	1.40	0.30	0.40	0.20	3.70	Recognition
	2014	1.40	1.05	0.30	0.40	0.10	3.25	Review
West Central CUSD 235	2015	1.40	1.05	0.40	0.40	0.40	3.65	Recognition
	2014	1.40	1.40	0.40	0.40	0.40	4.00	Recognition
West Chicago ESD 33	2015	1.40	1.40	0.40	0.40	0.10	3.70	Recognition
	2014	1.40	1.40	0.40	0.40	0.10	3.70	Recognition

(FBRR - Fund Balance/Revenue Ratio - Weighting of 35%, EXRV - Expenditures/Revenue Ratio - Weighting of 35%, DCOH - Days Cash on Hand - Weighting of 10%, STB - Short-Term Borrowing - Weighting of 10%, and LTD - Long-Term Debt -Weighting of 10%)

Note: Because Whiteside School District 115 did not submit an FY15 AFR, they are in the Financial Watch Category.

<u>District Name</u>	<u>Data Year</u>	<u>FBRR</u>	<u>ERR</u>	<u>DCOH</u>	<u>STB</u>	<u>LTD</u>	<u>Total Score</u>	<u>Designation</u>
West Lincoln-Broadwell ESD 92	2015	1.40	1.05	0.40	0.40	0.40	3.65	Recognition
	2014	1.40	1.05	0.40	0.40	0.30	3.55	Recognition
West Northfield SD 31	2015	1.40	1.40	0.40	0.40	0.40	4.00	Recognition
	2014	1.40	1.40	0.40	0.40	0.40	4.00	Recognition
West Prairie CUSD 103	2015	1.40	1.05	0.40	0.40	0.40	3.65	Recognition
	2014	1.40	1.05	0.40	0.40	0.40	3.65	Recognition
West Richland CUSD 2	2014	1.40	1.05	0.30	0.40	0.40	3.55	Recognition
West Washington Co CUD 10	2015	1.40	1.40	0.40	0.40	0.10	3.70	Recognition
	2014	1.40	1.40	0.40	0.40	0.10	3.70	Recognition
Westchester SD 92-5	2015	1.40	1.40	0.40	0.40	0.20	3.80	Recognition
	2014	1.40	1.05	0.40	0.40	0.30	3.55	Recognition
Western CUSD 12	2015	1.40	1.05	0.30	0.40	0.30	3.45	Review
	2014	1.05	1.05	0.20	0.40	0.30	3.00	Early Warning
Western Springs SD 101	2015	1.40	1.40	0.40	0.40	0.20	3.80	Recognition
	2014	1.40	1.05	0.40	0.40	0.20	3.45	Review
Westville CUSD 2	2015	1.40	1.05	0.40	0.40	0.20	3.45	Review
	2014	1.40	1.05	0.40	0.40	0.30	3.55	Recognition
Wethersfield CUSD 230	2015	1.40	1.05	0.40	0.40	0.30	3.55	Recognition
	2014	1.40	1.05	0.40	0.40	0.30	3.55	Recognition
Wheeling CCSD 21	2015	0.70	0.70	0.20	0.40	0.30	2.30	Watch
	2014	1.05	1.05	0.30	0.40	0.30	3.10	Review
Whiteside SD 115	2015	0.00	0.00	0.00	0.00	0.00	0.00	Watch
	2014	0.00	0.00	0.00	0.00	0.00	0.00	Watch
Will County SD 92	2015	1.40	1.40	0.40	0.40	0.40	4.00	Recognition
	2014	1.40	1.40	0.40	0.40	0.40	4.00	Recognition
Williamsfield CUSD 210	2015	1.40	1.05	0.40	0.40	0.40	3.65	Recognition
	2014	1.40	1.40	0.40	0.40	0.40	4.00	Recognition
Williamsville CUSD 15	2015	1.40	1.40	0.30	0.40	0.40	3.90	Recognition
	2014	1.40	1.05	0.30	0.40	0.40	3.55	Recognition
Willow Grove SD 46	2015	1.05	1.05	0.20	0.40	0.30	3.00	Early Warning
	2014	1.40	1.40	0.30	0.40	0.30	3.80	Recognition

(FBRR - Fund Balance/Revenue Ratio - Weighting of 35%, EXRV - Expenditures/Revenue Ratio - Weighting of 35%, DCOH - Days Cash on Hand - Weighting of 10%, STB - Short-Term Borrowing - Weighting of 10%, and LTD - Long-Term Debt -Weighting of 10%)

Note: Because Whiteside School District 115 did not submit an FY15 AFR, they are in the Financial Watch Category.

<u>District Name</u>	<u>Data Year</u>	<u>FBRR</u>	<u>ERR</u>	<u>DCOH</u>	<u>STB</u>	<u>LTD</u>	<u>Total Score</u>	<u>Designation</u>
Willow Springs SD 108	2015	1.40	1.05	0.40	0.40	0.10	3.35	Review
	2014	1.40	1.40	0.40	0.40	0.10	3.70	Recognition
Wilmette SD 39	2015	1.40	1.40	0.40	0.40	0.40	4.00	Recognition
	2014	1.40	1.40	0.40	0.40	0.40	4.00	Recognition
Wilmington CUSD 209U	2015	1.40	1.05	0.40	0.40	0.10	3.35	Review
	2014	1.40	1.05	0.40	0.40	0.10	3.35	Review
Winchester CUSD 1	2015	1.05	1.05	0.20	0.40	0.40	3.10	Review
	2014	1.40	0.70	0.30	0.40	0.40	3.20	Review
Windsor CUSD 1	2015	1.40	1.05	0.40	0.40	0.40	3.65	Recognition
	2014	1.40	1.05	0.40	0.40	0.40	3.65	Recognition
Winfield SD 34	2015	1.40	1.40	0.40	0.40	0.30	3.90	Recognition
	2014	1.40	1.40	0.40	0.40	0.30	3.90	Recognition
Winnebago CUSD 323	2015	1.40	1.05	0.40	0.40	0.40	3.65	Recognition
	2014	1.40	1.05	0.30	0.40	0.40	3.55	Recognition
Winnetka SD 36	2015	1.40	1.40	0.40	0.40	0.20	3.80	Recognition
	2014	1.40	1.40	0.40	0.40	0.20	3.80	Recognition
Winthrop Harbor SD 1	2015	1.40	1.40	0.40	0.40	0.30	3.90	Recognition
	2014	1.40	1.40	0.40	0.40	0.30	3.90	Recognition
Wolf Branch SD 113	2015	1.40	1.05	0.40	0.40	0.30	3.55	Recognition
	2014	1.40	1.05	0.30	0.40	0.30	3.45	Review
Wood Dale SD 7	2015	1.40	1.05	0.40	0.40	0.40	3.65	Recognition
	2014	1.40	1.05	0.40	0.40	0.40	3.65	Recognition
Wood River-Hartford ESD 15	2015	1.40	1.05	0.40	0.40	0.30	3.55	Recognition
	2014	1.40	1.40	0.40	0.40	0.30	3.90	Recognition
Woodland CCSD 50	2015	1.40	1.40	0.40	0.40	0.20	3.80	Recognition
	2014	1.40	1.40	0.30	0.40	0.20	3.70	Recognition
Woodland CUSD 5	2015	1.40	1.05	0.30	0.40	0.40	3.55	Recognition
	2014	1.40	0.70	0.30	0.40	0.40	3.20	Review
Woodlawn CCSD 4	2015	0.35	1.05	0.20	0.30	0.40	2.30	Watch
	2014	0.35	0.70	0.10	0.40	0.40	1.95	Watch
Woodlawn CHSD 205	2015	1.05	1.40	0.30	0.40	0.40	3.55	Recognition

(FBRR - Fund Balance/Revenue Ratio - Weighting of 35%, EXRV - Expenditures/Revenue Ratio - Weighting of 35%, DCOH - Days Cash on Hand - Weighting of 10%, STB - Short-Term Borrowing - Weighting of 10%, and LTD - Long-Term Debt -Weighting of 10%)

Note: Because Whiteside School District 115 did not submit an FY15 AFR, they are in the Financial Watch Category.

<u>District Name</u>	<u>Data Year</u>	<u>FBRR</u>	<u>ERR</u>	<u>DCOH</u>	<u>STB</u>	<u>LTD</u>	<u>Total Score</u>	<u>Designation</u>
Woodlawn CHSD 205	2014	1.05	1.40	0.20	0.40	0.30	3.35	Review
Woodridge SD 68	2015	1.40	1.40	0.40	0.40	0.40	4.00	Recognition
	2014	1.40	1.40	0.40	0.40	0.40	4.00	Recognition
Woodstock CUSD 200	2015	1.40	1.40	0.40	0.40	0.10	3.70	Recognition
	2014	1.40	1.40	0.40	0.40	0.10	3.70	Recognition
Worth SD 127	2015	1.40	1.40	0.40	0.40	0.20	3.80	Recognition
	2014	1.40	1.40	0.40	0.40	0.20	3.80	Recognition
Yorkville CUSD 115	2015	1.40	1.40	0.40	0.40	0.10	3.70	Recognition
	2014	1.40	1.40	0.40	0.40	0.10	3.70	Recognition
Zeigler-Royalton CUSD 188	2015	0.70	0.70	0.10	0.40	0.30	2.20	Watch
	2014	1.05	1.05	0.20	0.40	0.30	3.00	Early Warning
Zion ESD 6	2015	1.40	1.40	0.40	0.40	0.10	3.70	Recognition
	2014	1.40	1.40	0.30	0.40	0.10	3.60	Recognition
Zion-Benton Twp HSD 126	2015	1.40	1.40	0.40	0.40	0.30	3.90	Recognition
	2014	1.40	1.40	0.40	0.40	0.30	3.90	Recognition

(FBRR - Fund Balance/Revenue Ratio - Weighting of 35%, EXRV - Expenditures/Revenue Ratio - Weighting of 35%, DCOH - Days Cash on Hand - Weighting of 10%, STB - Short-Term Borrowing - Weighting of 10%, and LTD - Long-Term Debt -Weighting of 10%)

Note: Because Whiteside School District 115 did not submit an FY15 AFR, they are in the Financial Watch Category.

2016 Financial Profile (Based upon 2015 Annual Financial Data)

Financial Profile Scores (Adjusted) – by Descending Score Order

(Scores were adjusted for delayed payment of Mandated Categoricals)

Financial Profile Scores (Adjusted) - by Descending Score Order

TOTALS: Recognition = 568 Review = 196 Early Warning = 61 Watch = 32 (857 districts)

<u>District Name</u>	<u>Data Year</u>	<u>FBRR</u>	<u>ERR</u>	<u>DCOH</u>	<u>STB</u>	<u>LTD</u>	<u>Total Score</u>	<u>Designation</u>
Abingdon-Avon CUSD 276	2015	1.40	1.40	0.40	0.40	0.40	4.00	Recognition
Addison SD 4	2015	1.40	1.40	0.40	0.40	0.40	4.00	Recognition
Adlai E Stevenson HSD 125	2015	1.40	1.40	0.40	0.40	0.40	4.00	Recognition
Akin CCSD 91	2015	1.40	1.40	0.40	0.40	0.40	4.00	Recognition
Albers SD 63	2015	1.40	1.40	0.40	0.40	0.40	4.00	Recognition
Alden Hebron SD 19	2015	1.40	1.40	0.40	0.40	0.40	4.00	Recognition
Allen-Otter Creek CCSD 65	2015	1.40	1.40	0.40	0.40	0.40	4.00	Recognition
Alsip-Hazlgrn-Oaklwn SD 126	2015	1.40	1.40	0.40	0.40	0.40	4.00	Recognition
Armstrong Twp HSD 225	2015	1.40	1.40	0.40	0.40	0.40	4.00	Recognition
Ashton-Franklin Center CUSD 275	2015	1.40	1.40	0.40	0.40	0.40	4.00	Recognition
Bannockburn SD 106	2015	1.40	1.40	0.40	0.40	0.40	4.00	Recognition
Bartonville SD 66	2015	1.40	1.40	0.40	0.40	0.40	4.00	Recognition
Bethel SD 82	2015	1.40	1.40	0.40	0.40	0.40	4.00	Recognition
Bloomington SD 13	2015	1.40	1.40	0.40	0.40	0.40	4.00	Recognition
Bradford CUSD 1	2015	1.40	1.40	0.40	0.40	0.40	4.00	Recognition
Burbank SD 111	2015	1.40	1.40	0.40	0.40	0.40	4.00	Recognition

(FBRR - Fund Balance/Revenue Ratio - Weighting of 35%, EXRV - Expenditures/Revenue Ratio have a Weighting of 35%, DCOH - Days Cash on Hand - Weighting of 10%, STB - Short-Term Debt - Weighting of 10%, and LTD - Long-Term Debt have a Weighting of 10%)

Because Whiteside School District 115 did not submit an FY15 AFR, they are in the Financial Watch category.

<u>District Name</u>	<u>Data Year</u>	<u>FBRR</u>	<u>ERR</u>	<u>DCOH</u>	<u>STB</u>	<u>LTD</u>	<u>Total Score</u>	<u>Designation</u>
Butler SD 53	2015	1.40	1.40	0.40	0.40	0.40	4.00	Recognition
Canton Union SD 66	2015	1.40	1.40	0.40	0.40	0.40	4.00	Recognition
CCSD 180	2015	1.40	1.40	0.40	0.40	0.40	4.00	Recognition
Center Cass SD 66	2015	1.40	1.40	0.40	0.40	0.40	4.00	Recognition
Central Stickney SD 110	2015	1.40	1.40	0.40	0.40	0.40	4.00	Recognition
CHSD 117	2015	1.40	1.40	0.40	0.40	0.40	4.00	Recognition
CHSD 128	2015	1.40	1.40	0.40	0.40	0.40	4.00	Recognition
CHSD 155	2015	1.40	1.40	0.40	0.40	0.40	4.00	Recognition
Cissna Park CUSD 6	2015	1.40	1.40	0.40	0.40	0.40	4.00	Recognition
Comm Cons SD 59	2015	1.40	1.40	0.40	0.40	0.40	4.00	Recognition
Cons HSD 230	2015	1.40	1.40	0.40	0.40	0.40	4.00	Recognition
County of Woodford School	2015	1.40	1.40	0.40	0.40	0.40	4.00	Recognition
CUSD 201	2015	1.40	1.40	0.40	0.40	0.40	4.00	Recognition
Darien SD 61	2015	1.40	1.40	0.40	0.40	0.40	4.00	Recognition
Deerfield SD 109	2015	1.40	1.40	0.40	0.40	0.40	4.00	Recognition
Diamond Lake SD 76	2015	1.40	1.40	0.40	0.40	0.40	4.00	Recognition
Donovan CUSD 3	2015	1.40	1.40	0.40	0.40	0.40	4.00	Recognition
Dwight Twp HSD 230	2015	1.40	1.40	0.40	0.40	0.40	4.00	Recognition

(FBRR - Fund Balance/Revenue Ratio - Weighting of 35%, EXRV - Expenditures/Revenue Ratio have a Weighting of 35%, DCOH - Days Cash on Hand - Weighting of 10%, STB - Short-Term Debt - Weighting of 10%, and LTD - Long-Term Debt have a Weighting of 10%)

Because Whiteside School District 115 did not submit an FY15 AFR, they are in the Financial Watch category.

<u>District Name</u>	<u>Data Year</u>	<u>FBRR</u>	<u>ERR</u>	<u>DCOH</u>	<u>STB</u>	<u>LTD</u>	<u>Total Score</u>	<u>Designation</u>
East Dubuque USD 119	2015	1.40	1.40	0.40	0.40	0.40	4.00	Recognition
East Maine SD 63	2015	1.40	1.40	0.40	0.40	0.40	4.00	Recognition
Edinburg CUSD 4	2015	1.40	1.40	0.40	0.40	0.40	4.00	Recognition
Egyptian CUSD 5	2015	1.40	1.40	0.40	0.40	0.40	4.00	Recognition
Evergreen Park CHSD 231	2015	1.40	1.40	0.40	0.40	0.40	4.00	Recognition
Fairview SD 72	2015	1.40	1.40	0.40	0.40	0.40	4.00	Recognition
Farmington Central CUSD 265	2015	1.40	1.40	0.40	0.40	0.40	4.00	Recognition
Galva CUSD 224	2015	1.40	1.40	0.40	0.40	0.40	4.00	Recognition
Glenbard Twp HSD 87	2015	1.40	1.40	0.40	0.40	0.40	4.00	Recognition
Glenview CCSD 34	2015	1.40	1.40	0.40	0.40	0.40	4.00	Recognition
Gower SD 62	2015	1.40	1.40	0.40	0.40	0.40	4.00	Recognition
Grass Lake SD 36	2015	1.40	1.40	0.40	0.40	0.40	4.00	Recognition
Greenview CUSD 200	2015	1.40	1.40	0.40	0.40	0.40	4.00	Recognition
Hartsburg Emden CUSD 21	2015	1.40	1.40	0.40	0.40	0.40	4.00	Recognition
Henry-Senachwine CUSD 5	2015	1.40	1.40	0.40	0.40	0.40	4.00	Recognition
Hollis Cons SD 328	2015	1.40	1.40	0.40	0.40	0.40	4.00	Recognition
Hoyleton Cons SD 29	2015	1.40	1.40	0.40	0.40	0.40	4.00	Recognition
Illini West H S Dist 307	2015	1.40	1.40	0.40	0.40	0.40	4.00	Recognition

(FBRR - Fund Balance/Revenue Ratio - Weighting of 35%, EXRV - Expenditures/Revenue Ratio have a Weighting of 35%, DCOH - Days Cash on Hand - Weighting of 10%, STB - Short-Term Debt - Weighting of 10%, and LTD - Long-Term Debt have a Weighting of 10%)

Because Whiteside School District 115 did not submit an FY15 AFR, they are in the Financial Watch category.

<u>District Name</u>	<u>Data Year</u>	<u>FBRR</u>	<u>ERR</u>	<u>DCOH</u>	<u>STB</u>	<u>LTD</u>	<u>Total Score</u>	<u>Designation</u>
Indian Creek CUSD 425	2015	1.40	1.40	0.40	0.40	0.40	4.00	Recognition
Jacksonville SD 117	2015	1.40	1.40	0.40	0.40	0.40	4.00	Recognition
Joppa-Maple Grove UD 38	2015	1.40	1.40	0.40	0.40	0.40	4.00	Recognition
Keeneyville SD 20	2015	1.40	1.40	0.40	0.40	0.40	4.00	Recognition
Kildeer Countryside CCSD 96	2015	1.40	1.40	0.40	0.40	0.40	4.00	Recognition
Kinnikinnick CCSD 131	2015	1.40	1.40	0.40	0.40	0.40	4.00	Recognition
LaGrange Highlands SD 106	2015	1.40	1.40	0.40	0.40	0.40	4.00	Recognition
Lake Zurich CUSD 95	2015	1.40	1.40	0.40	0.40	0.40	4.00	Recognition
Laraway CCSD 70C	2015	1.40	1.40	0.40	0.40	0.40	4.00	Recognition
Lemont-Bromberek CSD 113A	2015	1.40	1.40	0.40	0.40	0.40	4.00	Recognition
Leyden CHSD 212	2015	1.40	1.40	0.40	0.40	0.40	4.00	Recognition
Lincolnshire-Prairieview SD 103	2015	1.40	1.40	0.40	0.40	0.40	4.00	Recognition
Lisle CUSD 202	2015	1.40	1.40	0.40	0.40	0.40	4.00	Recognition
Lockport Twp HSD 205	2015	1.40	1.40	0.40	0.40	0.40	4.00	Recognition
Lombard SD 44	2015	1.40	1.40	0.40	0.40	0.40	4.00	Recognition
Ludlow CCSD 142	2015	1.40	1.40	0.40	0.40	0.40	4.00	Recognition
Lyons Twp HSD 204	2015	1.40	1.40	0.40	0.40	0.40	4.00	Recognition
Macomb CUSD 185	2015	1.40	1.40	0.40	0.40	0.40	4.00	Recognition

(FBRR - Fund Balance/Revenue Ratio - Weighting of 35%, EXRV - Expenditures/Revenue Ratio have a Weighting of 35%, DCOH - Days Cash on Hand - Weighting of 10%, STB - Short-Term Debt - Weighting of 10%, and LTD - Long-Term Debt have a Weighting of 10%)

Because Whiteside School District 115 did not submit an FY15 AFR, they are in the Financial Watch category.

<u>District Name</u>	<u>Data Year</u>	<u>FBRR</u>	<u>ERR</u>	<u>DCOH</u>	<u>STB</u>	<u>LTD</u>	<u>Total Score</u>	<u>Designation</u>
Malden CCSD 84	2015	1.40	1.40	0.40	0.40	0.40	4.00	Recognition
Marengo-Union E Cons D 165	2015	1.40	1.40	0.40	0.40	0.40	4.00	Recognition
Marseilles ESD 150	2015	1.40	1.40	0.40	0.40	0.40	4.00	Recognition
Mazon-Verona-Kinsman ESD 2C	2015	1.40	1.40	0.40	0.40	0.40	4.00	Recognition
Meredosia-Chambersburg CUSD 11	2015	1.40	1.40	0.40	0.40	0.40	4.00	Recognition
Midland CUSD 7	2015	1.40	1.40	0.40	0.40	0.40	4.00	Recognition
Moline-Coal Valley CUSD 40	2015	1.40	1.40	0.40	0.40	0.40	4.00	Recognition
Monticello CUSD 25	2015	1.40	1.40	0.40	0.40	0.40	4.00	Recognition
Mount Prospect SD 57	2015	1.40	1.40	0.40	0.40	0.40	4.00	Recognition
Naperville CUSD 203	2015	1.40	1.40	0.40	0.40	0.40	4.00	Recognition
New Holland-Middletown ED 88	2015	1.40	1.40	0.40	0.40	0.40	4.00	Recognition
Niles ESD 71	2015	1.40	1.40	0.40	0.40	0.40	4.00	Recognition
Nippersink SD 2	2015	1.40	1.40	0.40	0.40	0.40	4.00	Recognition
North Clay CUSD 25	2015	1.40	1.40	0.40	0.40	0.40	4.00	Recognition
North Shore SD 112	2015	1.40	1.40	0.40	0.40	0.40	4.00	Recognition
North Wamac SD 186	2015	1.40	1.40	0.40	0.40	0.40	4.00	Recognition
Northbrook ESD 27	2015	1.40	1.40	0.40	0.40	0.40	4.00	Recognition
Northbrook SD 28	2015	1.40	1.40	0.40	0.40	0.40	4.00	Recognition

(FBRR - Fund Balance/Revenue Ratio - Weighting of 35%, EXRV - Expenditures/Revenue Ratio have a Weighting of 35%, DCOH - Days Cash on Hand - Weighting of 10%, STB - Short-Term Debt - Weighting of 10%, and LTD - Long-Term Debt have a Weighting of 10%)

Because Whiteside School District 115 did not submit an FY15 AFR, they are in the Financial Watch category.

<u>District Name</u>	<u>Data Year</u>	<u>FBRR</u>	<u>ERR</u>	<u>DCOH</u>	<u>STB</u>	<u>LTD</u>	<u>Total Score</u>	<u>Designation</u>
Northbrook/Glenview SD 30	2015	1.40	1.40	0.40	0.40	0.40	4.00	Recognition
Oakdale CCSD 1	2015	1.40	1.40	0.40	0.40	0.40	4.00	Recognition
Ohio CCSD 17	2015	1.40	1.40	0.40	0.40	0.40	4.00	Recognition
Ohio CHSD 505	2015	1.40	1.40	0.40	0.40	0.40	4.00	Recognition
Okaw Valley CUSD 302	2015	1.40	1.40	0.40	0.40	0.40	4.00	Recognition
Opdyke-Belle-Rive CCSD 5	2015	1.40	1.40	0.40	0.40	0.40	4.00	Recognition
Palos CCSD 118	2015	1.40	1.40	0.40	0.40	0.40	4.00	Recognition
Palos Heights SD 128	2015	1.40	1.40	0.40	0.40	0.40	4.00	Recognition
Park Ridge CCSD 64	2015	1.40	1.40	0.40	0.40	0.40	4.00	Recognition
Pawnee CUSD 11	2015	1.40	1.40	0.40	0.40	0.40	4.00	Recognition
Paxton-Buckley-Loda CUD 10	2015	1.40	1.40	0.40	0.40	0.40	4.00	Recognition
Pleasant Plains CUSD 8	2015	1.40	1.40	0.40	0.40	0.40	4.00	Recognition
Pleasant Valley SD 62	2015	1.40	1.40	0.40	0.40	0.40	4.00	Recognition
Pleasantdale SD 107	2015	1.40	1.40	0.40	0.40	0.40	4.00	Recognition
Polo CUSD 222	2015	1.40	1.40	0.40	0.40	0.40	4.00	Recognition
Prairieview-Ogden CCSD 197	2015	1.40	1.40	0.40	0.40	0.40	4.00	Recognition
Red Bud CUSD 132	2015	1.40	1.40	0.40	0.40	0.40	4.00	Recognition
Reed Custer CUSD 255U	2015	1.40	1.40	0.40	0.40	0.40	4.00	Recognition

(FBRR - Fund Balance/Revenue Ratio - Weighting of 35%, EXRV - Expenditures/Revenue Ratio have a Weighting of 35%, DCOH - Days Cash on Hand - Weighting of 10%, STB - Short-Term Debt - Weighting of 10%, and LTD - Long-Term Debt have a Weighting of 10%)

Because Whiteside School District 115 did not submit an FY15 AFR, they are in the Financial Watch category.

<u>District Name</u>	<u>Data Year</u>	<u>FBRR</u>	<u>ERR</u>	<u>DCOH</u>	<u>STB</u>	<u>LTD</u>	<u>Total Score</u>	<u>Designation</u>
Ridgeview CUSD 19	2015	1.40	1.40	0.40	0.40	0.40	4.00	Recognition
Riley CCSD 18	2015	1.40	1.40	0.40	0.40	0.40	4.00	Recognition
River Forest SD 90	2015	1.40	1.40	0.40	0.40	0.40	4.00	Recognition
River Ridge CUSD 210	2015	1.40	1.40	0.40	0.40	0.40	4.00	Recognition
Riverside SD 96	2015	1.40	1.40	0.40	0.40	0.40	4.00	Recognition
Robein SD 85	2015	1.40	1.40	0.40	0.40	0.40	4.00	Recognition
Rondout SD 72	2015	1.40	1.40	0.40	0.40	0.40	4.00	Recognition
Salem CHSD 600	2015	1.40	1.40	0.40	0.40	0.40	4.00	Recognition
Salem SD 111	2015	1.40	1.40	0.40	0.40	0.40	4.00	Recognition
Salt Creek SD 48	2015	1.40	1.40	0.40	0.40	0.40	4.00	Recognition
Sangamon Valley CUSD 9	2015	1.40	1.40	0.40	0.40	0.40	4.00	Recognition
Saunemin CCSD 438	2015	1.40	1.40	0.40	0.40	0.40	4.00	Recognition
Scales Mound CUSD 211	2015	1.40	1.40	0.40	0.40	0.40	4.00	Recognition
Seneca CCSD 170	2015	1.40	1.40	0.40	0.40	0.40	4.00	Recognition
Seneca Twp HSD 160	2015	1.40	1.40	0.40	0.40	0.40	4.00	Recognition
Shiloh CUSD 1	2015	1.40	1.40	0.40	0.40	0.40	4.00	Recognition
Shirland CCSD 134	2015	1.40	1.40	0.40	0.40	0.40	4.00	Recognition
Spoon River Valley CUSD 4	2015	1.40	1.40	0.40	0.40	0.40	4.00	Recognition

(FBRR - Fund Balance/Revenue Ratio - Weighting of 35%, EXRV - Expenditures/Revenue Ratio have a Weighting of 35%, DCOH - Days Cash on Hand - Weighting of 10%, STB - Short-Term Debt - Weighting of 10%, and LTD - Long-Term Debt have a Weighting of 10%)

Because Whiteside School District 115 did not submit an FY15 AFR, they are in the Financial Watch category.

<u>District Name</u>	<u>Data Year</u>	<u>FBRR</u>	<u>ERR</u>	<u>DCOH</u>	<u>STB</u>	<u>LTD</u>	<u>Total Score</u>	<u>Designation</u>
St Charles CUSD 303	2015	1.40	1.40	0.40	0.40	0.40	4.00	Recognition
Steward ESD 220	2015	1.40	1.40	0.40	0.40	0.40	4.00	Recognition
Sullivan CUSD 300	2015	1.40	1.40	0.40	0.40	0.40	4.00	Recognition
Summersville SD 79	2015	1.40	1.40	0.40	0.40	0.40	4.00	Recognition
Sunset Ridge SD 29	2015	1.40	1.40	0.40	0.40	0.40	4.00	Recognition
Tonica CCSD 79	2015	1.40	1.40	0.40	0.40	0.40	4.00	Recognition
Township HSD 211	2015	1.40	1.40	0.40	0.40	0.40	4.00	Recognition
Township HSD 214	2015	1.40	1.40	0.40	0.40	0.40	4.00	Recognition
V I T CUSD 2	2015	1.40	1.40	0.40	0.40	0.40	4.00	Recognition
Venice CUSD 3	2015	1.40	1.40	0.40	0.40	0.40	4.00	Recognition
West Northfield SD 31	2015	1.40	1.40	0.40	0.40	0.40	4.00	Recognition
Will County SD 92	2015	1.40	1.40	0.40	0.40	0.40	4.00	Recognition
Wilmette SD 39	2015	1.40	1.40	0.40	0.40	0.40	4.00	Recognition
Woodridge SD 68	2015	1.40	1.40	0.40	0.40	0.40	4.00	Recognition
Anna CCSD 37	2015	1.40	1.40	0.30	0.40	0.40	3.90	Recognition
Anna Jonesboro CHSD 81	2015	1.40	1.40	0.30	0.40	0.40	3.90	Recognition
Argo CHSD 217	2015	1.40	1.40	0.40	0.40	0.30	3.90	Recognition
Astoria CUSD 1	2015	1.40	1.40	0.40	0.40	0.30	3.90	Recognition

(FBRR - Fund Balance/Revenue Ratio - Weighting of 35%, EXRV - Expenditures/Revenue Ratio have a Weighting of 35%, DCOH - Days Cash on Hand - Weighting of 10%, STB - Short-Term Debt - Weighting of 10%, and LTD - Long-Term Debt have a Weighting of 10%)

Because Whiteside School District 115 did not submit an FY15 AFR, they are in the Financial Watch category.

<u>District Name</u>	<u>Data Year</u>	<u>FBRR</u>	<u>ERR</u>	<u>DCOH</u>	<u>STB</u>	<u>LTD</u>	<u>Total Score</u>	<u>Designation</u>
Barrington CUSD 220	2015	1.40	1.40	0.30	0.40	0.40	3.90	Recognition
Benjamin SD 25	2015	1.40	1.40	0.40	0.40	0.30	3.90	Recognition
Benton Cons HSD 103	2015	1.40	1.40	0.30	0.40	0.40	3.90	Recognition
Bloomington SD 87	2015	1.40	1.40	0.40	0.40	0.30	3.90	Recognition
Bradley Bourbonnais CHSD 307	2015	1.40	1.40	0.40	0.40	0.30	3.90	Recognition
Bunker Hill CUSD 8	2015	1.40	1.40	0.30	0.40	0.40	3.90	Recognition
Bushnell Prairie City CUSD 170	2015	1.40	1.40	0.30	0.40	0.40	3.90	Recognition
Cambridge CUSD 227	2015	1.40	1.40	0.30	0.40	0.40	3.90	Recognition
Carbondale ESD 95	2015	1.40	1.40	0.40	0.40	0.30	3.90	Recognition
Carrier Mills-Stonefort CUSD 2	2015	1.40	1.40	0.30	0.40	0.40	3.90	Recognition
Catlin CUSD 5	2015	1.40	1.40	0.30	0.40	0.40	3.90	Recognition
CCSD 204	2015	1.40	1.40	0.40	0.40	0.30	3.90	Recognition
CCSD 89	2015	1.40	1.40	0.40	0.40	0.30	3.90	Recognition
CCSD 93	2015	1.40	1.40	0.40	0.40	0.30	3.90	Recognition
Cerro Gordo CUSD 100	2015	1.40	1.40	0.30	0.40	0.40	3.90	Recognition
Chadwick-Milledgeville CUSD 399	2015	1.40	1.40	0.40	0.40	0.30	3.90	Recognition
Champaign CUSD 4	2015	1.40	1.40	0.40	0.40	0.30	3.90	Recognition
Clinton CUSD 15	2015	1.40	1.40	0.40	0.40	0.30	3.90	Recognition

(FBRR - Fund Balance/Revenue Ratio - Weighting of 35%, EXRV - Expenditures/Revenue Ratio have a Weighting of 35%, DCOH - Days Cash on Hand - Weighting of 10%, STB - Short-Term Debt - Weighting of 10%, and LTD - Long-Term Debt have a Weighting of 10%)

Because Whiteside School District 115 did not submit an FY15 AFR, they are in the Financial Watch category.

<u>District Name</u>	<u>Data Year</u>	<u>FBRR</u>	<u>ERR</u>	<u>DCOH</u>	<u>STB</u>	<u>LTD</u>	<u>Total Score</u>	<u>Designation</u>
Coal City CUSD 1	2015	1.40	1.40	0.40	0.40	0.30	3.90	Recognition
Cobden SUD 17	2015	1.40	1.40	0.40	0.40	0.30	3.90	Recognition
Collinsville CUSD 10	2015	1.40	1.40	0.30	0.40	0.40	3.90	Recognition
Colona SD 190	2015	1.40	1.40	0.40	0.40	0.30	3.90	Recognition
Coulterville USD 1	2015	1.40	1.40	0.30	0.40	0.40	3.90	Recognition
Cowden-Herrick CUSD 3A	2015	1.40	1.40	0.30	0.40	0.40	3.90	Recognition
Crystal Lake CCSD 47	2015	1.40	1.40	0.40	0.40	0.30	3.90	Recognition
CUSD 3 Fulton County	2015	1.40	1.40	0.40	0.40	0.30	3.90	Recognition
Dimmick CCSD 175	2015	1.40	1.40	0.40	0.40	0.30	3.90	Recognition
Downers Grove GSD 58	2015	1.40	1.40	0.30	0.40	0.40	3.90	Recognition
Eastland CUSD 308	2015	1.40	1.40	0.40	0.40	0.30	3.90	Recognition
Evanston Twp HSD 202	2015	1.40	1.40	0.30	0.40	0.40	3.90	Recognition
Fairmont SD 89	2015	1.40	1.40	0.40	0.40	0.30	3.90	Recognition
Forrestville Valley CUSD 221	2015	1.40	1.40	0.40	0.40	0.30	3.90	Recognition
Fox River Grove Cons SD 3	2015	1.40	1.40	0.40	0.40	0.30	3.90	Recognition
Frankfort CCSD 157C	2015	1.40	1.40	0.40	0.40	0.30	3.90	Recognition
Fremont SD 79	2015	1.40	1.40	0.40	0.40	0.30	3.90	Recognition
Galena USD 120	2015	1.40	1.40	0.30	0.40	0.40	3.90	Recognition

(FBRR - Fund Balance/Revenue Ratio - Weighting of 35%, EXRV - Expenditures/Revenue Ratio have a Weighting of 35%, DCOH - Days Cash on Hand - Weighting of 10%, STB - Short-Term Debt - Weighting of 10%, and LTD - Long-Term Debt have a Weighting of 10%)

Because Whiteside School District 115 did not submit an FY15 AFR, they are in the Financial Watch category.

<u>District Name</u>	<u>Data Year</u>	<u>FBRR</u>	<u>ERR</u>	<u>DCOH</u>	<u>STB</u>	<u>LTD</u>	<u>Total Score</u>	<u>Designation</u>
Gallatin CUSD 7	2015	1.40	1.40	0.30	0.40	0.40	3.90	Recognition
Gibson City-Melvin-Sibley CUSD 5	2015	1.40	1.40	0.40	0.40	0.30	3.90	Recognition
Glencoe SD 35	2015	1.40	1.40	0.40	0.40	0.30	3.90	Recognition
Grand Ridge CCSD 95	2015	1.40	1.40	0.40	0.40	0.30	3.90	Recognition
Grant Park CUSD 6	2015	1.40	1.40	0.40	0.40	0.30	3.90	Recognition
Il Valley Central USD 321	2015	1.40	1.40	0.40	0.40	0.30	3.90	Recognition
Illini Central CUSD 189	2015	1.40	1.40	0.40	0.40	0.30	3.90	Recognition
Irvington CCSD 11	2015	1.40	1.40	0.30	0.40	0.40	3.90	Recognition
Jamaica CUSD 12	2015	1.40	1.40	0.30	0.40	0.40	3.90	Recognition
Kenilworth SD 38	2015	1.40	1.40	0.40	0.40	0.30	3.90	Recognition
Kewanee CUSD 229	2015	1.40	1.40	0.40	0.40	0.30	3.90	Recognition
Kings Cons SD 144	2015	1.40	1.40	0.40	0.40	0.30	3.90	Recognition
Lake Park CHSD 108	2015	1.40	1.40	0.40	0.40	0.30	3.90	Recognition
Lake Villa CCSD 41	2015	1.40	1.40	0.40	0.40	0.30	3.90	Recognition
Leland CUSD 1	2015	1.40	1.40	0.40	0.40	0.30	3.90	Recognition
Lena Winslow CUSD 202	2015	1.40	1.40	0.40	0.40	0.30	3.90	Recognition
Lewistown CUSD 97	2015	1.40	1.40	0.30	0.40	0.40	3.90	Recognition
Liberty CUSD 2	2015	1.40	1.40	0.30	0.40	0.40	3.90	Recognition

(FBRR - Fund Balance/Revenue Ratio - Weighting of 35%, EXRV - Expenditures/Revenue Ratio have a Weighting of 35%, DCOH - Days Cash on Hand - Weighting of 10%, STB - Short-Term Debt - Weighting of 10%, and LTD - Long-Term Debt have a Weighting of 10%)

Because Whiteside School District 115 did not submit an FY15 AFR, they are in the Financial Watch category.

<u>District Name</u>	<u>Data Year</u>	<u>FBRR</u>	<u>ERR</u>	<u>DCOH</u>	<u>STB</u>	<u>LTD</u>	<u>Total Score</u>	<u>Designation</u>
Lincoln CHSD 404	2015	1.40	1.40	0.40	0.40	0.30	3.90	Recognition
Litchfield CUSD 12	2015	1.40	1.40	0.30	0.40	0.40	3.90	Recognition
Maercker SD 60	2015	1.40	1.40	0.40	0.40	0.30	3.90	Recognition
Marquardt SD 15	2015	1.40	1.40	0.40	0.40	0.30	3.90	Recognition
McHenry CCSD 15	2015	1.40	1.40	0.40	0.40	0.30	3.90	Recognition
McHenry CHSD 156	2015	1.40	1.40	0.40	0.40	0.30	3.90	Recognition
Medinah SD 11	2015	1.40	1.40	0.40	0.40	0.30	3.90	Recognition
Mercer County School District 404	2015	1.40	1.40	0.30	0.40	0.40	3.90	Recognition
Meridian CUSD 223	2015	1.40	1.40	0.40	0.40	0.30	3.90	Recognition
Midwest Central CUSD 191	2015	1.40	1.40	0.40	0.40	0.30	3.90	Recognition
Monmouth-Roseville CUSD 238	2015	1.40	1.40	0.30	0.40	0.40	3.90	Recognition
Morrison CUSD 6	2015	1.40	1.40	0.40	0.40	0.30	3.90	Recognition
Morton Grove SD 70	2015	1.40	1.40	0.40	0.40	0.30	3.90	Recognition
Mt Pulaski CUSD 23	2015	1.40	1.40	0.30	0.40	0.40	3.90	Recognition
Mundelein Cons HSD 120	2015	1.40	1.40	0.40	0.40	0.30	3.90	Recognition
New Hope CCSD 6	2015	1.40	1.40	0.40	0.40	0.30	3.90	Recognition
New Trier Twp HSD 203	2015	1.40	1.40	0.40	0.40	0.30	3.90	Recognition
North Mac CUSD 34	2015	1.40	1.40	0.30	0.40	0.40	3.90	Recognition

(FBRR - Fund Balance/Revenue Ratio - Weighting of 35%, EXRV - Expenditures/Revenue Ratio have a Weighting of 35%, DCOH - Days Cash on Hand - Weighting of 10%, STB - Short-Term Debt - Weighting of 10%, and LTD - Long-Term Debt have a Weighting of 10%)

Because Whiteside School District 115 did not submit an FY15 AFR, they are in the Financial Watch category.

<u>District Name</u>	<u>Data Year</u>	<u>FBRR</u>	<u>ERR</u>	<u>DCOH</u>	<u>STB</u>	<u>LTD</u>	<u>Total Score</u>	<u>Designation</u>
Northfield Twp HSD 225	2015	1.40	1.40	0.40	0.40	0.30	3.90	Recognition
Odell CCSD 435	2015	1.40	1.40	0.40	0.40	0.30	3.90	Recognition
Oregon CUSD 220	2015	1.40	1.40	0.40	0.40	0.30	3.90	Recognition
Palatine CCSD 15	2015	1.40	1.40	0.30	0.40	0.40	3.90	Recognition
Payson CUSD 1	2015	1.40	1.40	0.40	0.40	0.30	3.90	Recognition
Pekin CSD 303	2015	1.40	1.40	0.40	0.40	0.30	3.90	Recognition
Prairie Grove CSD 46	2015	1.40	1.40	0.40	0.40	0.30	3.90	Recognition
Proviso Twp HSD 209	2015	1.40	1.40	0.40	0.40	0.30	3.90	Recognition
Rankin CSD 98	2015	1.40	1.40	0.40	0.40	0.30	3.90	Recognition
Rantoul Township HSD 193	2015	1.40	1.40	0.40	0.40	0.30	3.90	Recognition
Richmond-Burton CHSD 157	2015	1.40	1.40	0.40	0.40	0.30	3.90	Recognition
River Trails SD 26	2015	1.40	1.40	0.40	0.40	0.30	3.90	Recognition
Roxana CUSD 1	2015	1.40	1.40	0.40	0.40	0.30	3.90	Recognition
Sandridge SD 172	2015	1.40	1.40	0.30	0.40	0.40	3.90	Recognition
Shawnee CUSD 84	2015	1.40	1.40	0.30	0.40	0.40	3.90	Recognition
Shelbyville CUSD 4	2015	1.40	1.40	0.40	0.40	0.30	3.90	Recognition
Sherrard CUSD 200	2015	1.40	1.40	0.40	0.40	0.30	3.90	Recognition
Skokie SD 69	2015	1.40	1.40	0.40	0.40	0.30	3.90	Recognition

(FBRR - Fund Balance/Revenue Ratio - Weighting of 35%, EXRV - Expenditures/Revenue Ratio have a Weighting of 35%, DCOH - Days Cash on Hand - Weighting of 10%, STB - Short-Term Debt - Weighting of 10%, and LTD - Long-Term Debt have a Weighting of 10%)

Because Whiteside School District 115 did not submit an FY15 AFR, they are in the Financial Watch category.

<u>District Name</u>	<u>Data Year</u>	<u>FBRR</u>	<u>ERR</u>	<u>DCOH</u>	<u>STB</u>	<u>LTD</u>	<u>Total Score</u>	<u>Designation</u>
Skokie SD 73-5	2015	1.40	1.40	0.40	0.40	0.30	3.90	Recognition
Somonauk CUSD 432	2015	1.40	1.40	0.40	0.40	0.30	3.90	Recognition
South Holland SD 150	2015	1.40	1.40	0.40	0.40	0.30	3.90	Recognition
Teutopolis CUSD 50	2015	1.40	1.40	0.40	0.40	0.30	3.90	Recognition
Twp HSD 113	2015	1.40	1.40	0.40	0.40	0.30	3.90	Recognition
Warren CUSD 205	2015	1.40	1.40	0.40	0.40	0.30	3.90	Recognition
Williamsville CUSD 15	2015	1.40	1.40	0.30	0.40	0.40	3.90	Recognition
Winfield SD 34	2015	1.40	1.40	0.40	0.40	0.30	3.90	Recognition
Winthrop Harbor SD 1	2015	1.40	1.40	0.40	0.40	0.30	3.90	Recognition
Zion-Benton Twp HSD 126	2015	1.40	1.40	0.40	0.40	0.30	3.90	Recognition
Athens CUSD 213	2015	1.40	1.40	0.30	0.40	0.30	3.80	Recognition
Beardstown CUSD 15	2015	1.40	1.40	0.30	0.40	0.30	3.80	Recognition
Beecher CUSD 200U	2015	1.40	1.40	0.40	0.40	0.20	3.80	Recognition
Belvidere CUSD 100	2015	1.40	1.40	0.40	0.40	0.20	3.80	Recognition
Blue Ridge CUSD 18	2015	1.40	1.40	0.40	0.40	0.20	3.80	Recognition
Brownstown CUSD 201	2015	1.40	1.40	0.40	0.40	0.20	3.80	Recognition
Calumet Public SD 132	2015	1.40	1.40	0.40	0.40	0.20	3.80	Recognition
CCSD 146	2015	1.40	1.40	0.40	0.40	0.20	3.80	Recognition

(FBRR - Fund Balance/Revenue Ratio - Weighting of 35%, EXRV - Expenditures/Revenue Ratio have a Weighting of 35%, DCOH - Days Cash on Hand - Weighting of 10%, STB - Short-Term Debt - Weighting of 10%, and LTD - Long-Term Debt have a Weighting of 10%)

Because Whiteside School District 115 did not submit an FY15 AFR, they are in the Financial Watch category.

<u>District Name</u>	<u>Data Year</u>	<u>FBRR</u>	<u>ERR</u>	<u>DCOH</u>	<u>STB</u>	<u>LTD</u>	<u>Total Score</u>	<u>Designation</u>
Central CUSD 301	2015	1.40	1.40	0.40	0.40	0.20	3.80	Recognition
Chester-East Lincoln CCSD 61	2015	1.40	1.40	0.40	0.40	0.20	3.80	Recognition
Chicago Ridge SD 127-5	2015	1.40	1.40	0.40	0.40	0.20	3.80	Recognition
Clay City CUSD 10	2015	1.40	1.40	0.40	0.40	0.20	3.80	Recognition
Columbia CUSD 4	2015	1.40	1.40	0.40	0.40	0.20	3.80	Recognition
Cornell CCSD 426	2015	1.40	1.40	0.30	0.40	0.30	3.80	Recognition
County of Union Sch Dist No43	2015	1.40	1.40	0.40	0.40	0.20	3.80	Recognition
County of Winnebago SD 320	2015	1.40	1.40	0.40	0.40	0.20	3.80	Recognition
CUSD 200	2015	1.40	1.40	0.30	0.40	0.30	3.80	Recognition
Dunlap CUSD 323	2015	1.40	1.40	0.40	0.40	0.20	3.80	Recognition
DuPage HSD 88	2015	1.40	1.40	0.40	0.40	0.20	3.80	Recognition
Earlville CUSD 9	2015	1.40	1.40	0.40	0.40	0.20	3.80	Recognition
East Peoria SD 86	2015	1.40	1.40	0.40	0.40	0.20	3.80	Recognition
Elmhurst SD 205	2015	1.40	1.40	0.30	0.40	0.30	3.80	Recognition
Elmwood CUSD 322	2015	1.40	1.40	0.30	0.40	0.30	3.80	Recognition
Elmwood Park CUSD 401	2015	1.40	1.40	0.40	0.40	0.20	3.80	Recognition
Giant City CCSD 130	2015	1.40	1.40	0.30	0.40	0.30	3.80	Recognition
Golf ESD 67	2015	1.40	1.40	0.40	0.40	0.20	3.80	Recognition

(FBRR - Fund Balance/Revenue Ratio - Weighting of 35%, EXRV - Expenditures/Revenue Ratio have a Weighting of 35%, DCOH - Days Cash on Hand - Weighting of 10%, STB - Short-Term Debt - Weighting of 10%, and LTD - Long-Term Debt have a Weighting of 10%)

Because Whiteside School District 115 did not submit an FY15 AFR, they are in the Financial Watch category.

<u>District Name</u>	<u>Data Year</u>	<u>FBRR</u>	<u>ERR</u>	<u>DCOH</u>	<u>STB</u>	<u>LTD</u>	<u>Total Score</u>	<u>Designation</u>
Harrison SD 36	2015	1.40	1.40	0.40	0.40	0.20	3.80	Recognition
Hinsdale CCSD 181	2015	1.40	1.40	0.30	0.40	0.30	3.80	Recognition
Huntley Comm Sch Dist 158	2015	1.40	1.40	0.40	0.40	0.20	3.80	Recognition
Indian Prairie CUSD 204	2015	1.40	1.40	0.30	0.40	0.30	3.80	Recognition
J S Morton HSD 201	2015	1.40	1.40	0.40	0.40	0.20	3.80	Recognition
Joliet Twp HSD 204	2015	1.40	1.40	0.40	0.40	0.20	3.80	Recognition
La Grange SD 105 South	2015	1.40	1.40	0.40	0.40	0.20	3.80	Recognition
Lake Bluff ESD 65	2015	1.40	1.40	0.40	0.40	0.20	3.80	Recognition
Lansing SD 158	2015	1.40	1.40	0.40	0.40	0.20	3.80	Recognition
Lindop SD 92	2015	1.40	1.40	0.40	0.40	0.20	3.80	Recognition
Lockport SD 91	2015	1.40	1.40	0.40	0.40	0.20	3.80	Recognition
Lyons SD 103	2015	1.40	1.40	0.30	0.40	0.30	3.80	Recognition
N Pekin & Marquette Hght SD 102	2015	1.40	1.40	0.40	0.40	0.20	3.80	Recognition
New Berlin CUSD 16	2015	1.40	1.40	0.40	0.40	0.20	3.80	Recognition
Niles Twp CHSD 219	2015	1.40	1.40	0.40	0.40	0.20	3.80	Recognition
North Boone CUSD 200	2015	1.40	1.40	0.40	0.40	0.20	3.80	Recognition
North Palos SD 117	2015	1.40	1.40	0.40	0.40	0.20	3.80	Recognition
Posen-Robbins ESD 143-5	2015	1.40	1.40	0.40	0.40	0.20	3.80	Recognition

(FBRR - Fund Balance/Revenue Ratio - Weighting of 35%, EXRV - Expenditures/Revenue Ratio have a Weighting of 35%, DCOH - Days Cash on Hand - Weighting of 10%, STB - Short-Term Debt - Weighting of 10%, and LTD - Long-Term Debt have a Weighting of 10%)

Because Whiteside School District 115 did not submit an FY15 AFR, they are in the Financial Watch category.

<u>District Name</u>	<u>Data Year</u>	<u>FBRR</u>	<u>ERR</u>	<u>DCOH</u>	<u>STB</u>	<u>LTD</u>	<u>Total Score</u>	<u>Designation</u>
Prospect Heights SD 23	2015	1.40	1.40	0.30	0.40	0.30	3.80	Recognition
Reavis Twp HSD 220	2015	1.40	1.40	0.30	0.40	0.30	3.80	Recognition
Rich Twp HSD 227	2015	1.40	1.40	0.40	0.40	0.20	3.80	Recognition
Rochelle CCSD 231	2015	1.40	1.40	0.40	0.40	0.20	3.80	Recognition
Rochelle Twp HSD 212	2015	1.40	1.40	0.40	0.40	0.20	3.80	Recognition
Rock Island SD 41	2015	1.40	1.40	0.30	0.40	0.30	3.80	Recognition
Rockdale SD 84	2015	1.40	1.40	0.30	0.40	0.30	3.80	Recognition
Rockton SD 140	2015	1.40	1.40	0.30	0.40	0.30	3.80	Recognition
Saratoga CCSD 60C	2015	1.40	1.40	0.40	0.40	0.20	3.80	Recognition
SD 45 DuPage County	2015	1.40	1.40	0.40	0.40	0.20	3.80	Recognition
SD U-46	2015	1.40	1.40	0.40	0.40	0.20	3.80	Recognition
St Joseph Ogden CHSD 305	2015	1.40	1.40	0.40	0.40	0.20	3.80	Recognition
Sterling CUSD 5	2015	1.40	1.40	0.30	0.40	0.30	3.80	Recognition
Stewardson-Strasburg CUD 5A	2015	1.40	1.40	0.30	0.40	0.30	3.80	Recognition
Taylorville CUSD 3	2015	1.40	1.40	0.30	0.40	0.30	3.80	Recognition
Thornton Fractional Twp HSD 215	2015	1.40	1.40	0.40	0.40	0.20	3.80	Recognition
Tolono CUSD 7	2015	1.40	1.40	0.40	0.40	0.20	3.80	Recognition
Waverly CUSD 6	2015	1.40	1.40	0.40	0.40	0.20	3.80	Recognition

(FBRR - Fund Balance/Revenue Ratio - Weighting of 35%, EXRV - Expenditures/Revenue Ratio have a Weighting of 35%, DCOH - Days Cash on Hand - Weighting of 10%, STB - Short-Term Debt - Weighting of 10%, and LTD - Long-Term Debt have a Weighting of 10%)

Because Whiteside School District 115 did not submit an FY15 AFR, they are in the Financial Watch category.

<u>District Name</u>	<u>Data Year</u>	<u>FBRR</u>	<u>ERR</u>	<u>DCOH</u>	<u>STB</u>	<u>LTD</u>	<u>Total Score</u>	<u>Designation</u>
Westchester SD 92-5	2015	1.40	1.40	0.40	0.40	0.20	3.80	Recognition
Western Springs SD 101	2015	1.40	1.40	0.40	0.40	0.20	3.80	Recognition
Winnetka SD 36	2015	1.40	1.40	0.40	0.40	0.20	3.80	Recognition
Woodland CCSD 50	2015	1.40	1.40	0.40	0.40	0.20	3.80	Recognition
Worth SD 127	2015	1.40	1.40	0.40	0.40	0.20	3.80	Recognition
Brimfield CUSD 309	2015	1.40	1.40	0.40	0.40	0.10	3.70	Recognition
Cary CCSD 26	2015	1.40	1.40	0.40	0.40	0.10	3.70	Recognition
CCSD 62	2015	1.40	1.40	0.40	0.40	0.10	3.70	Recognition
Central SD 104	2015	1.40	1.40	0.40	0.40	0.10	3.70	Recognition
Cicero SD 99	2015	1.40	1.40	0.40	0.40	0.10	3.70	Recognition
Danville CCSD 118	2015	1.40	1.40	0.30	0.40	0.20	3.70	Recognition
ESD 159	2015	1.40	1.40	0.40	0.40	0.10	3.70	Recognition
Flora CUSD 35	2015	1.40	1.40	0.40	0.40	0.10	3.70	Recognition
Gen George Patton SD 133	2015	1.40	1.40	0.40	0.40	0.10	3.70	Recognition
Geneva CUSD 304	2015	1.40	1.40	0.40	0.40	0.10	3.70	Recognition
Grayslake CCSD 46	2015	1.40	1.40	0.40	0.40	0.10	3.70	Recognition
Grayslake CHSD 127	2015	1.40	1.40	0.40	0.40	0.10	3.70	Recognition
Gurnee SD 56	2015	1.40	1.40	0.40	0.40	0.10	3.70	Recognition

(FBRR - Fund Balance/Revenue Ratio - Weighting of 35%, EXRV - Expenditures/Revenue Ratio have a Weighting of 35%, DCOH - Days Cash on Hand - Weighting of 10%, STB - Short-Term Debt - Weighting of 10%, and LTD - Long-Term Debt have a Weighting of 10%)

Because Whiteside School District 115 did not submit an FY15 AFR, they are in the Financial Watch category.

<u>District Name</u>	<u>Data Year</u>	<u>FBRR</u>	<u>ERR</u>	<u>DCOH</u>	<u>STB</u>	<u>LTD</u>	<u>Total Score</u>	<u>Designation</u>
Harvard CUSD 50	2015	1.40	1.40	0.40	0.40	0.10	3.70	Recognition
Lincoln ESD 156	2015	1.40	1.40	0.40	0.40	0.10	3.70	Recognition
Lincoln ESD 27	2015	1.40	1.40	0.40	0.40	0.10	3.70	Recognition
Mannheim SD 83	2015	1.40	1.40	0.40	0.40	0.10	3.70	Recognition
Manteno CUSD 5	2015	1.40	1.40	0.40	0.40	0.10	3.70	Recognition
Martinsville CUSD 3C	2015	1.40	1.40	0.40	0.40	0.10	3.70	Recognition
Plano CUSD 88	2015	1.40	1.40	0.40	0.40	0.10	3.70	Recognition
Prairie Hill CCSD 133	2015	1.40	1.40	0.40	0.40	0.10	3.70	Recognition
Richland County CUSD 1	2015	1.40	1.40	0.30	0.40	0.20	3.70	Recognition
Ridgeland SD 122	2015	1.40	1.40	0.40	0.40	0.10	3.70	Recognition
Ridgewood CHSD 234	2015	1.40	1.40	0.40	0.40	0.10	3.70	Recognition
Riverside-Brookfield Twp SD 208	2015	1.40	1.40	0.40	0.40	0.10	3.70	Recognition
Rochester CUSD 3A	2015	1.40	1.40	0.40	0.40	0.10	3.70	Recognition
Rockford SD 205	2015	1.40	1.40	0.30	0.40	0.20	3.70	Recognition
Schiller Park SD 81	2015	1.40	1.40	0.40	0.40	0.10	3.70	Recognition
Signal Hill SD 181	2015	1.40	1.40	0.40	0.40	0.10	3.70	Recognition
South Fork SD 14	2015	1.40	1.40	0.30	0.40	0.20	3.70	Recognition
South Holland SD 151	2015	1.40	1.40	0.40	0.40	0.10	3.70	Recognition

(FBRR - Fund Balance/Revenue Ratio - Weighting of 35%, EXRV - Expenditures/Revenue Ratio have a Weighting of 35%, DCOH - Days Cash on Hand - Weighting of 10%, STB - Short-Term Debt - Weighting of 10%, and LTD - Long-Term Debt have a Weighting of 10%)

Because Whiteside School District 115 did not submit an FY15 AFR, they are in the Financial Watch category.

<u>District Name</u>	<u>Data Year</u>	<u>FBRR</u>	<u>ERR</u>	<u>DCOH</u>	<u>STB</u>	<u>LTD</u>	<u>Total Score</u>	<u>Designation</u>
St George CCSD 258	2015	1.40	1.40	0.30	0.40	0.20	3.70	Recognition
Summit Hill SD 161	2015	1.40	1.40	0.40	0.40	0.10	3.70	Recognition
Thompsonville CUSD 174	2015	1.40	1.40	0.30	0.40	0.20	3.70	Recognition
Union SD 81	2015	1.40	1.40	0.40	0.40	0.10	3.70	Recognition
Warren Twp HSD 121	2015	1.40	1.40	0.30	0.40	0.20	3.70	Recognition
Wauconda CUSD 118	2015	1.40	1.40	0.40	0.40	0.10	3.70	Recognition
West Carroll CUSD 314	2015	1.40	1.40	0.30	0.40	0.20	3.70	Recognition
West Chicago ESD 33	2015	1.40	1.40	0.40	0.40	0.10	3.70	Recognition
West Washington Co CUD 10	2015	1.40	1.40	0.40	0.40	0.10	3.70	Recognition
Woodstock CUSD 200	2015	1.40	1.40	0.40	0.40	0.10	3.70	Recognition
Yorkville CUSD 115	2015	1.40	1.40	0.40	0.40	0.10	3.70	Recognition
Zion ESD 6	2015	1.40	1.40	0.40	0.40	0.10	3.70	Recognition
Amboy CUSD 272	2015	1.40	1.05	0.40	0.40	0.40	3.65	Recognition
Annawan CUSD 226	2015	1.40	1.05	0.40	0.40	0.40	3.65	Recognition
Antioch CCSD 34	2015	1.40	1.05	0.40	0.40	0.40	3.65	Recognition
Aptakisic-Tripp CCSD 102	2015	1.40	1.05	0.40	0.40	0.40	3.65	Recognition
Arcola CUSD 306	2015	1.40	1.05	0.40	0.40	0.40	3.65	Recognition
Arlington Heights SD 25	2015	1.40	1.05	0.40	0.40	0.40	3.65	Recognition

(FBRR - Fund Balance/Revenue Ratio - Weighting of 35%, EXRV - Expenditures/Revenue Ratio have a Weighting of 35%, DCOH - Days Cash on Hand - Weighting of 10%, STB - Short-Term Debt - Weighting of 10%, and LTD - Long-Term Debt have a Weighting of 10%)

Because Whiteside School District 115 did not submit an FY15 AFR, they are in the Financial Watch category.

<u>District Name</u>	<u>Data Year</u>	<u>FBRR</u>	<u>ERR</u>	<u>DCOH</u>	<u>STB</u>	<u>LTD</u>	<u>Total Score</u>	<u>Designation</u>
Avoca SD 37	2015	1.40	1.05	0.40	0.40	0.40	3.65	Recognition
Bartelso SD 57	2015	1.40	1.05	0.40	0.40	0.40	3.65	Recognition
Beecher City CUSD 20	2015	1.40	1.05	0.40	0.40	0.40	3.65	Recognition
Berwyn North SD 98	2015	1.40	1.05	0.40	0.40	0.40	3.65	Recognition
Carlyle CUSD 1	2015	1.40	1.05	0.40	0.40	0.40	3.65	Recognition
Carthage ESD 317	2015	1.40	1.05	0.40	0.40	0.40	3.65	Recognition
CCSD 168	2015	1.40	1.05	0.40	0.40	0.40	3.65	Recognition
Central CHSD 71	2015	1.40	1.05	0.40	0.40	0.40	3.65	Recognition
Channahon SD 17	2015	1.40	1.05	0.40	0.40	0.40	3.65	Recognition
Chicago Heights SD 170	2015	1.40	1.05	0.40	0.40	0.40	3.65	Recognition
CHSD 94	2015	1.40	1.05	0.40	0.40	0.40	3.65	Recognition
Cypress SD 64	2015	1.40	1.05	0.40	0.40	0.40	3.65	Recognition
Delavan CUSD 703	2015	1.40	1.05	0.40	0.40	0.40	3.65	Recognition
District 50 Schools	2015	1.40	1.05	0.40	0.40	0.40	3.65	Recognition
Durand CUSD 322	2015	1.40	1.05	0.40	0.40	0.40	3.65	Recognition
East Prairie SD 73	2015	1.40	1.05	0.40	0.40	0.40	3.65	Recognition
Effingham CUSD 40	2015	1.40	1.05	0.40	0.40	0.40	3.65	Recognition
Elwood CCSD 203	2015	1.40	1.05	0.40	0.40	0.40	3.65	Recognition

(FBRR - Fund Balance/Revenue Ratio - Weighting of 35%, EXRV - Expenditures/Revenue Ratio have a Weighting of 35%, DCOH - Days Cash on Hand - Weighting of 10%, STB - Short-Term Debt - Weighting of 10%, and LTD - Long-Term Debt have a Weighting of 10%)

Because Whiteside School District 115 did not submit an FY15 AFR, they are in the Financial Watch category.

<u>District Name</u>	<u>Data Year</u>	<u>FBRR</u>	<u>ERR</u>	<u>DCOH</u>	<u>STB</u>	<u>LTD</u>	<u>Total Score</u>	<u>Designation</u>
Erie CUSD 1	2015	1.40	1.05	0.40	0.40	0.40	3.65	Recognition
Eswood CCSD 269	2015	1.40	1.05	0.40	0.40	0.40	3.65	Recognition
Eureka CUD 140	2015	1.40	1.05	0.40	0.40	0.40	3.65	Recognition
Fenton CHSD 100	2015	1.40	1.05	0.40	0.40	0.40	3.65	Recognition
Field CCSD 3	2015	1.40	1.05	0.40	0.40	0.40	3.65	Recognition
Forest Park SD 91	2015	1.40	1.05	0.40	0.40	0.40	3.65	Recognition
Franklin CUSD 1	2015	1.40	1.05	0.40	0.40	0.40	3.65	Recognition
Freeburg CCSD 70	2015	1.40	1.05	0.40	0.40	0.40	3.65	Recognition
Gardner CCSD 72C	2015	1.40	1.05	0.40	0.40	0.40	3.65	Recognition
Gardner S Wilmington Twp HSD 73	2015	1.40	1.05	0.40	0.40	0.40	3.65	Recognition
Geff CCSD 14	2015	1.40	1.05	0.40	0.40	0.40	3.65	Recognition
Geneseo CUSD 228	2015	1.40	1.05	0.40	0.40	0.40	3.65	Recognition
Genoa Kingston CUSD 424	2015	1.40	1.05	0.40	0.40	0.40	3.65	Recognition
Germantown Hills SD 69	2015	1.40	1.05	0.40	0.40	0.40	3.65	Recognition
Germantown SD 60	2015	1.40	1.05	0.40	0.40	0.40	3.65	Recognition
Glen Ellyn SD 41	2015	1.05	1.40	0.40	0.40	0.40	3.65	Recognition
Harvey SD 152	2015	1.40	1.05	0.40	0.40	0.40	3.65	Recognition
Hillside SD 93	2015	1.40	1.05	0.40	0.40	0.40	3.65	Recognition

(FBRR - Fund Balance/Revenue Ratio - Weighting of 35%, EXRV - Expenditures/Revenue Ratio have a Weighting of 35%, DCOH - Days Cash on Hand - Weighting of 10%, STB - Short-Term Debt - Weighting of 10%, and LTD - Long-Term Debt have a Weighting of 10%)

Because Whiteside School District 115 did not submit an FY15 AFR, they are in the Financial Watch category.

<u>District Name</u>	<u>Data Year</u>	<u>FBRR</u>	<u>ERR</u>	<u>DCOH</u>	<u>STB</u>	<u>LTD</u>	<u>Total Score</u>	<u>Designation</u>
Hoopeston Area CUSD 11	2015	1.40	1.05	0.40	0.40	0.40	3.65	Recognition
Iroquois County CUSD 9	2015	1.40	1.05	0.40	0.40	0.40	3.65	Recognition
Iroquois West CUSD 10	2015	1.40	1.05	0.40	0.40	0.40	3.65	Recognition
Kell Cons SD 2	2015	1.40	1.05	0.40	0.40	0.40	3.65	Recognition
Kirby SD 140	2015	1.40	1.05	0.40	0.40	0.40	3.65	Recognition
La Moille CUSD 303	2015	1.40	1.05	0.40	0.40	0.40	3.65	Recognition
La Salle-Peru Twp HSD 120	2015	1.40	1.05	0.40	0.40	0.40	3.65	Recognition
Lake Forest SD 67	2015	1.05	1.40	0.40	0.40	0.40	3.65	Recognition
Libertyville SD 70	2015	1.40	1.05	0.40	0.40	0.40	3.65	Recognition
Limestone Walters CCSD 316	2015	1.40	1.05	0.40	0.40	0.40	3.65	Recognition
Lincolnwood SD 74	2015	1.40	1.05	0.40	0.40	0.40	3.65	Recognition
Lisbon CCSD 90	2015	1.40	1.05	0.40	0.40	0.40	3.65	Recognition
Lostant CUSD 425	2015	1.40	1.05	0.40	0.40	0.40	3.65	Recognition
Maine Township HSD 207	2015	1.40	1.05	0.40	0.40	0.40	3.65	Recognition
Marengo CHSD 154	2015	1.40	1.05	0.40	0.40	0.40	3.65	Recognition
Midlothian SD 143	2015	1.40	1.05	0.40	0.40	0.40	3.65	Recognition
Milford Area PSD 124	2015	1.40	1.05	0.40	0.40	0.40	3.65	Recognition
Mokena SD 159	2015	1.40	1.05	0.40	0.40	0.40	3.65	Recognition

(FBRR - Fund Balance/Revenue Ratio - Weighting of 35%, EXRV - Expenditures/Revenue Ratio have a Weighting of 35%, DCOH - Days Cash on Hand - Weighting of 10%, STB - Short-Term Debt - Weighting of 10%, and LTD - Long-Term Debt have a Weighting of 10%)

Because Whiteside School District 115 did not submit an FY15 AFR, they are in the Financial Watch category.

<u>District Name</u>	<u>Data Year</u>	<u>FBRR</u>	<u>ERR</u>	<u>DCOH</u>	<u>STB</u>	<u>LTD</u>	<u>Total Score</u>	<u>Designation</u>
Monroe SD 70	2015	1.40	1.05	0.40	0.40	0.40	3.65	Recognition
Morton CUSD 709	2015	1.40	1.05	0.40	0.40	0.40	3.65	Recognition
Nashville CHSD 99	2015	1.40	1.05	0.40	0.40	0.40	3.65	Recognition
Nettle Creek CCSD 24C	2015	1.40	1.05	0.40	0.40	0.40	3.65	Recognition
Newark CHSD 18	2015	1.40	1.05	0.40	0.40	0.40	3.65	Recognition
Nokomis CUSD 22	2015	1.40	1.05	0.40	0.40	0.40	3.65	Recognition
North Wayne CUSD 200	2015	1.40	1.05	0.40	0.40	0.40	3.65	Recognition
Northwestern CUSD 2	2015	1.40	1.05	0.40	0.40	0.40	3.65	Recognition
Norwood ESD 63	2015	1.40	1.05	0.40	0.40	0.40	3.65	Recognition
Oak Park - River Forest SD 200	2015	1.40	1.05	0.40	0.40	0.40	3.65	Recognition
Orland SD 135	2015	1.40	1.05	0.40	0.40	0.40	3.65	Recognition
Pecatonica CUSD 321	2015	1.40	1.05	0.40	0.40	0.40	3.65	Recognition
Pinckneyville SD 50	2015	1.40	1.05	0.40	0.40	0.40	3.65	Recognition
Pope Co CUD 1	2015	1.40	1.05	0.40	0.40	0.40	3.65	Recognition
Princeton HSD 500	2015	1.40	1.05	0.40	0.40	0.40	3.65	Recognition
Putnam County CUSD 535	2015	1.40	1.05	0.40	0.40	0.40	3.65	Recognition
Raccoon Cons SD 1	2015	1.40	1.05	0.40	0.40	0.40	3.65	Recognition
Ramsey CUSD 204	2015	1.40	1.05	0.40	0.40	0.40	3.65	Recognition

(FBRR - Fund Balance/Revenue Ratio - Weighting of 35%, EXRV - Expenditures/Revenue Ratio have a Weighting of 35%, DCOH - Days Cash on Hand - Weighting of 10%, STB - Short-Term Debt - Weighting of 10%, and LTD - Long-Term Debt have a Weighting of 10%)

Because Whiteside School District 115 did not submit an FY15 AFR, they are in the Financial Watch category.

<u>District Name</u>	<u>Data Year</u>	<u>FBRR</u>	<u>ERR</u>	<u>DCOH</u>	<u>STB</u>	<u>LTD</u>	<u>Total Score</u>	<u>Designation</u>
Riverview CCSD 2	2015	1.40	1.05	0.40	0.40	0.40	3.65	Recognition
Rock Falls Twp HSD 301	2015	1.40	1.05	0.40	0.40	0.40	3.65	Recognition
Rome CCSD 2	2015	1.40	1.05	0.40	0.40	0.40	3.65	Recognition
Rooks Creek CCSD 425	2015	1.40	1.05	0.40	0.40	0.40	3.65	Recognition
Rutland CCSD 230	2015	1.40	1.05	0.40	0.40	0.40	3.65	Recognition
Schaumburg CCSD 54	2015	1.40	1.05	0.40	0.40	0.40	3.65	Recognition
Scott-Morgan CUSD 2	2015	1.40	1.05	0.40	0.40	0.40	3.65	Recognition
Sesser-Valier CUSD 196	2015	1.40	1.05	0.40	0.40	0.40	3.65	Recognition
Skokie SD 68	2015	1.40	1.05	0.40	0.40	0.40	3.65	Recognition
Smithton CCSD 130	2015	1.40	1.05	0.40	0.40	0.40	3.65	Recognition
St Anne CCSD 256	2015	1.40	1.05	0.40	0.40	0.40	3.65	Recognition
St Rose SD 14-15	2015	1.40	1.05	0.40	0.40	0.40	3.65	Recognition
Stockton CUSD 206	2015	1.40	1.05	0.40	0.40	0.40	3.65	Recognition
Thomasboro CCSD 130	2015	1.40	1.05	0.40	0.40	0.40	3.65	Recognition
Tri Valley CUSD 3	2015	1.40	1.05	0.40	0.40	0.40	3.65	Recognition
Union Ridge SD 86	2015	1.40	1.05	0.40	0.40	0.40	3.65	Recognition
United Twp HSD 30	2015	1.40	1.05	0.40	0.40	0.40	3.65	Recognition
Waltham CCSD 185	2015	1.40	1.05	0.40	0.40	0.40	3.65	Recognition

(FBRR - Fund Balance/Revenue Ratio - Weighting of 35%, EXRV - Expenditures/Revenue Ratio have a Weighting of 35%, DCOH - Days Cash on Hand - Weighting of 10%, STB - Short-Term Debt - Weighting of 10%, and LTD - Long-Term Debt have a Weighting of 10%)

Because Whiteside School District 115 did not submit an FY15 AFR, they are in the Financial Watch category.

<u>District Name</u>	<u>Data Year</u>	<u>FBRR</u>	<u>ERR</u>	<u>DCOH</u>	<u>STB</u>	<u>LTD</u>	<u>Total Score</u>	<u>Designation</u>
West Central CUSD 235	2015	1.40	1.05	0.40	0.40	0.40	3.65	Recognition
West Lincoln-Broadwell ESD 92	2015	1.40	1.05	0.40	0.40	0.40	3.65	Recognition
West Prairie CUSD 103	2015	1.40	1.05	0.40	0.40	0.40	3.65	Recognition
Williamsfield CUSD 210	2015	1.40	1.05	0.40	0.40	0.40	3.65	Recognition
Windsor CUSD 1	2015	1.40	1.05	0.40	0.40	0.40	3.65	Recognition
Winnebago CUSD 323	2015	1.40	1.05	0.40	0.40	0.40	3.65	Recognition
Wood Dale SD 7	2015	1.40	1.05	0.40	0.40	0.40	3.65	Recognition
Altamont CUSD 10	2015	1.40	1.40	0.30	0.40	0.10	3.60	Recognition
CUSD 300	2015	1.40	1.40	0.30	0.40	0.10	3.60	Recognition
Dupo CUSD 196	2015	1.40	1.40	0.30	0.40	0.10	3.60	Recognition
East St Louis SD 189	2015	1.40	1.40	0.30	0.40	0.10	3.60	Recognition
Joliet PSD 86	2015	1.40	1.40	0.30	0.40	0.10	3.60	Recognition
Matteson ESD 162	2015	1.40	1.40	0.30	0.40	0.10	3.60	Recognition
Mt Vernon Twp HSD 201	2015	1.40	1.40	0.30	0.40	0.10	3.60	Recognition
Mt Zion CUSD 3	2015	1.40	1.40	0.30	0.40	0.10	3.60	Recognition
New Lenox SD 122	2015	1.40	1.40	0.30	0.40	0.10	3.60	Recognition
North Chicago SD 187	2015	1.40	1.40	0.30	0.40	0.10	3.60	Recognition
Oak Lawn-Hometown SD 123	2015	1.40	1.40	0.30	0.40	0.10	3.60	Recognition

(FBRR - Fund Balance/Revenue Ratio - Weighting of 35%, EXRV - Expenditures/Revenue Ratio have a Weighting of 35%, DCOH - Days Cash on Hand - Weighting of 10%, STB - Short-Term Debt - Weighting of 10%, and LTD - Long-Term Debt have a Weighting of 10%)

Because Whiteside School District 115 did not submit an FY15 AFR, they are in the Financial Watch category.

<u>District Name</u>	<u>Data Year</u>	<u>FBRR</u>	<u>ERR</u>	<u>DCOH</u>	<u>STB</u>	<u>LTD</u>	<u>Total Score</u>	<u>Designation</u>
Park Forest SD 163	2015	1.40	1.40	0.30	0.40	0.10	3.60	Recognition
Prairie-Hills ESD 144	2015	1.40	1.40	0.30	0.40	0.10	3.60	Recognition
Queen Bee SD 16	2015	1.40	1.40	0.30	0.40	0.10	3.60	Recognition
Rantoul City SD 137	2015	1.40	1.40	0.30	0.40	0.10	3.60	Recognition
Richland GSD 88A	2015	1.40	1.40	0.30	0.40	0.10	3.60	Recognition
Valley View CUSD 365U	2015	1.40	1.40	0.30	0.40	0.10	3.60	Recognition
Wayne City CUSD 100	2015	1.40	1.40	0.30	0.40	0.10	3.60	Recognition
A-C Central CUSD 262	2015	1.40	1.05	0.40	0.40	0.30	3.55	Recognition
Bloom Twp HSD 206	2015	1.40	1.05	0.30	0.40	0.40	3.55	Recognition
Bradley SD 61	2015	1.40	1.05	0.30	0.40	0.40	3.55	Recognition
Bremen CHSD 228	2015	1.40	1.05	0.40	0.40	0.30	3.55	Recognition
Brussels CUSD 42	2015	1.40	1.05	0.30	0.40	0.40	3.55	Recognition
Byron CUSD 226	2015	1.40	1.05	0.40	0.40	0.30	3.55	Recognition
Cairo USD 1	2015	1.40	1.05	0.40	0.40	0.30	3.55	Recognition
Carbondale CHSD 165	2015	1.40	1.05	0.30	0.40	0.40	3.55	Recognition
Carlinville CUSD 1	2015	1.40	1.05	0.30	0.40	0.40	3.55	Recognition
Carrollton CUSD 1	2015	1.40	1.05	0.30	0.40	0.40	3.55	Recognition
Central A & M CUD 21	2015	1.40	1.05	0.30	0.40	0.40	3.55	Recognition

(FBRR - Fund Balance/Revenue Ratio - Weighting of 35%, EXRV - Expenditures/Revenue Ratio have a Weighting of 35%, DCOH - Days Cash on Hand - Weighting of 10%, STB - Short-Term Debt - Weighting of 10%, and LTD - Long-Term Debt have a Weighting of 10%)

Because Whiteside School District 115 did not submit an FY15 AFR, they are in the Financial Watch category.

<u>District Name</u>	<u>Data Year</u>	<u>FBRR</u>	<u>ERR</u>	<u>DCOH</u>	<u>STB</u>	<u>LTD</u>	<u>Total Score</u>	<u>Designation</u>
Central CUSD 3	2015	1.40	1.05	0.30	0.40	0.40	3.55	Recognition
CHSD 218	2015	1.40	1.05	0.40	0.40	0.30	3.55	Recognition
Crescent Iroquois CUSD 249	2015	1.40	1.05	0.30	0.40	0.40	3.55	Recognition
Creve Coeur SD 76	2015	1.40	1.05	0.40	0.40	0.30	3.55	Recognition
Dakota CUSD 201	2015	1.40	1.05	0.30	0.40	0.40	3.55	Recognition
Dallas ESD 327	2015	1.40	1.05	0.30	0.40	0.40	3.55	Recognition
Dalzell SD 98	2015	1.40	1.05	0.30	0.40	0.40	3.55	Recognition
Deer Park CCSD 82	2015	1.40	1.05	0.40	0.40	0.30	3.55	Recognition
Dieterich CUSD 30	2015	1.40	1.05	0.40	0.40	0.30	3.55	Recognition
Dixon USD 170	2015	1.40	1.05	0.30	0.40	0.40	3.55	Recognition
Dodds CCSD 7	2015	1.40	1.05	0.30	0.40	0.40	3.55	Recognition
Dwight Common SD 232	2015	1.40	1.05	0.30	0.40	0.40	3.55	Recognition
East Coloma - Nelson CESD 20	2015	1.40	1.05	0.40	0.40	0.30	3.55	Recognition
East Peoria CHSD 309	2015	1.40	1.05	0.40	0.40	0.30	3.55	Recognition
Ewing Northern CCSD 115	2015	1.40	1.05	0.40	0.40	0.30	3.55	Recognition
Fairfield Comm H S Dist 225	2015	1.40	1.05	0.30	0.40	0.40	3.55	Recognition
Farrington CCSD 99	2015	1.40	1.05	0.30	0.40	0.40	3.55	Recognition
Flanagan-Cornell Dist 74	2015	1.40	1.05	0.30	0.40	0.40	3.55	Recognition

(FBRR - Fund Balance/Revenue Ratio - Weighting of 35%, EXRV - Expenditures/Revenue Ratio have a Weighting of 35%, DCOH - Days Cash on Hand - Weighting of 10%, STB - Short-Term Debt - Weighting of 10%, and LTD - Long-Term Debt have a Weighting of 10%)

Because Whiteside School District 115 did not submit an FY15 AFR, they are in the Financial Watch category.

<u>District Name</u>	<u>Data Year</u>	<u>FBRR</u>	<u>ERR</u>	<u>DCOH</u>	<u>STB</u>	<u>LTD</u>	<u>Total Score</u>	<u>Designation</u>
Flossmoor SD 161	2015	1.40	1.05	0.40	0.40	0.30	3.55	Recognition
Franklin Park SD 84	2015	1.40	1.05	0.40	0.40	0.30	3.55	Recognition
Galatia CUSD 1	2015	1.40	1.05	0.30	0.40	0.40	3.55	Recognition
Gifford CCSD 188	2015	1.40	1.05	0.40	0.40	0.30	3.55	Recognition
Grant CHSD 124	2015	1.40	1.05	0.40	0.40	0.30	3.55	Recognition
Greenfield CUSD 10	2015	1.40	1.05	0.30	0.40	0.40	3.55	Recognition
Hampton SD 29	2015	1.40	1.05	0.40	0.40	0.30	3.55	Recognition
Havana CUSD 126	2015	1.40	1.05	0.40	0.40	0.30	3.55	Recognition
Hawthorn CCSD 73	2015	1.40	1.05	0.40	0.40	0.30	3.55	Recognition
Herscher CUSD 2	2015	1.40	1.05	0.40	0.40	0.30	3.55	Recognition
Homer CCSD 33C	2015	1.40	1.05	0.30	0.40	0.40	3.55	Recognition
Hononegah CHD 207	2015	1.40	1.05	0.30	0.40	0.40	3.55	Recognition
Illini Bluffs CUSD 327	2015	1.40	1.05	0.40	0.40	0.30	3.55	Recognition
Indian Springs SD 109	2015	1.40	1.05	0.40	0.40	0.30	3.55	Recognition
Itasca SD 10	2015	1.40	1.05	0.40	0.40	0.30	3.55	Recognition
Iuka CCSD 7	2015	1.40	1.05	0.30	0.40	0.40	3.55	Recognition
La Salle ESD 122	2015	1.40	1.05	0.30	0.40	0.40	3.55	Recognition
Ladd CCSD 94	2015	1.40	1.05	0.40	0.40	0.30	3.55	Recognition

(FBRR - Fund Balance/Revenue Ratio - Weighting of 35%, EXRV - Expenditures/Revenue Ratio have a Weighting of 35%, DCOH - Days Cash on Hand - Weighting of 10%, STB - Short-Term Debt - Weighting of 10%, and LTD - Long-Term Debt have a Weighting of 10%)

Because Whiteside School District 115 did not submit an FY15 AFR, they are in the Financial Watch category.

<u>District Name</u>	<u>Data Year</u>	<u>FBRR</u>	<u>ERR</u>	<u>DCOH</u>	<u>STB</u>	<u>LTD</u>	<u>Total Score</u>	<u>Designation</u>
Lake Forest CHSD 115	2015	1.05	1.40	0.40	0.40	0.30	3.55	Recognition
Limestone CHSD 310	2015	1.40	1.05	0.30	0.40	0.40	3.55	Recognition
Lowpoint-Washburn CUSD 21	2015	1.40	1.05	0.30	0.40	0.40	3.55	Recognition
Mendota CCSD 289	2015	1.40	1.05	0.40	0.40	0.30	3.55	Recognition
Mendota Twp HSD 280	2015	1.40	1.05	0.40	0.40	0.30	3.55	Recognition
Nashville CCSD 49	2015	1.40	1.05	0.40	0.40	0.30	3.55	Recognition
Newark CCSD 66	2015	1.40	1.05	0.40	0.40	0.30	3.55	Recognition
Norridge SD 80	2015	1.40	1.05	0.30	0.40	0.40	3.55	Recognition
Oak Grove SD 68	2015	1.40	1.05	0.40	0.40	0.30	3.55	Recognition
Oak Lawn CHSD 229	2015	1.40	1.05	0.30	0.40	0.40	3.55	Recognition
Oak Park ESD 97	2015	1.40	1.05	0.30	0.40	0.40	3.55	Recognition
Oglesby ESD 125	2015	1.40	1.05	0.40	0.40	0.30	3.55	Recognition
Ottawa Twp HSD 140	2015	1.40	1.05	0.40	0.40	0.30	3.55	Recognition
Pana CUSD 8	2015	1.40	1.05	0.40	0.40	0.30	3.55	Recognition
Patoka CUSD 100	2015	1.40	1.05	0.30	0.40	0.40	3.55	Recognition
Pearl City CUSD 200	2015	1.40	1.05	0.30	0.40	0.40	3.55	Recognition
Pikeland CUSD 10	2015	1.40	1.05	0.30	0.40	0.40	3.55	Recognition
Pleasant Hill SD 69	2015	1.40	1.05	0.40	0.40	0.30	3.55	Recognition

(FBRR - Fund Balance/Revenue Ratio - Weighting of 35%, EXRV - Expenditures/Revenue Ratio have a Weighting of 35%, DCOH - Days Cash on Hand - Weighting of 10%, STB - Short-Term Debt - Weighting of 10%, and LTD - Long-Term Debt have a Weighting of 10%)

Because Whiteside School District 115 did not submit an FY15 AFR, they are in the Financial Watch category.

<u>District Name</u>	<u>Data Year</u>	<u>FBRR</u>	<u>ERR</u>	<u>DCOH</u>	<u>STB</u>	<u>LTD</u>	<u>Total Score</u>	<u>Designation</u>
Pontiac CCSD 429	2015	1.40	1.05	0.30	0.40	0.40	3.55	Recognition
Pontiac-W Holliday SD 105	2015	1.40	1.05	0.30	0.40	0.40	3.55	Recognition
Potomac CUSD 10	2015	1.40	1.05	0.40	0.40	0.30	3.55	Recognition
Prairie Central CUSD 8	2015	1.40	1.05	0.30	0.40	0.40	3.55	Recognition
Prairie Du Rocher CCSD 134	2015	1.40	1.05	0.30	0.40	0.40	3.55	Recognition
Prophetstown-Lyndon-Tampico CUSD3	2015	1.40	1.05	0.30	0.40	0.40	3.55	Recognition
Rhodes SD 84-5	2015	1.40	1.05	0.40	0.40	0.30	3.55	Recognition
River Bend CUSD 2	2015	1.40	1.05	0.30	0.40	0.40	3.55	Recognition
Riverdale CUSD 100	2015	1.40	1.05	0.30	0.40	0.40	3.55	Recognition
Riverton CUSD 14	2015	1.40	1.05	0.40	0.40	0.30	3.55	Recognition
Roselle SD 12	2015	1.40	1.05	0.40	0.40	0.30	3.55	Recognition
Rosemont ESD 78	2015	1.40	1.05	0.30	0.40	0.40	3.55	Recognition
Selmaville CCSD 10	2015	1.40	1.05	0.40	0.40	0.30	3.55	Recognition
Serena CUSD 2	2015	1.40	1.05	0.40	0.40	0.30	3.55	Recognition
Southeastern CUSD 337	2015	1.40	1.05	0.30	0.40	0.40	3.55	Recognition
St Anne CHSD 302	2015	1.40	1.05	0.40	0.40	0.30	3.55	Recognition
Stark County CUSD 100	2015	1.40	1.05	0.40	0.40	0.30	3.55	Recognition
Staunton CUSD 6	2015	1.40	1.05	0.30	0.40	0.40	3.55	Recognition

(FBRR - Fund Balance/Revenue Ratio - Weighting of 35%, EXRV - Expenditures/Revenue Ratio have a Weighting of 35%, DCOH - Days Cash on Hand - Weighting of 10%, STB - Short-Term Debt - Weighting of 10%, and LTD - Long-Term Debt have a Weighting of 10%)

Because Whiteside School District 115 did not submit an FY15 AFR, they are in the Financial Watch category.

<u>District Name</u>	<u>Data Year</u>	<u>FBRR</u>	<u>ERR</u>	<u>DCOH</u>	<u>STB</u>	<u>LTD</u>	<u>Total Score</u>	<u>Designation</u>
Steeleville CUSD 138	2015	1.40	1.05	0.30	0.40	0.40	3.55	Recognition
Steger SD 194	2015	1.40	1.05	0.30	0.40	0.40	3.55	Recognition
Tri City CUSD 1	2015	1.40	1.05	0.30	0.40	0.40	3.55	Recognition
Valmeyer CUSD 3	2015	1.40	1.05	0.30	0.40	0.40	3.55	Recognition
Villa Grove CUSD 302	2015	1.40	1.05	0.30	0.40	0.40	3.55	Recognition
Waltonville CUSD 1	2015	1.40	1.05	0.30	0.40	0.40	3.55	Recognition
Washington SD 52	2015	1.40	1.05	0.40	0.40	0.30	3.55	Recognition
Wethersfield CUSD 230	2015	1.40	1.05	0.40	0.40	0.30	3.55	Recognition
Wolf Branch SD 113	2015	1.40	1.05	0.40	0.40	0.30	3.55	Recognition
Wood River-Hartford ESD 15	2015	1.40	1.05	0.40	0.40	0.30	3.55	Recognition
Woodland CUSD 5	2015	1.40	1.05	0.30	0.40	0.40	3.55	Recognition
Woodlawn CHSD 205	2015	1.05	1.40	0.30	0.40	0.40	3.55	Recognition
AIWood CUSD 225	2015	1.40	1.05	0.30	0.40	0.30	3.45	Review
Argenta-Oreana CUSD 1	2015	1.40	1.05	0.30	0.40	0.30	3.45	Review
Ashley CCSD 15	2015	1.05	1.40	0.20	0.40	0.40	3.45	Review
Auburn CUSD 10	2015	1.40	1.05	0.40	0.40	0.20	3.45	Review
Aviston SD 21	2015	1.40	1.05	0.30	0.40	0.30	3.45	Review
Berkeley SD 87	2015	1.40	1.05	0.40	0.40	0.20	3.45	Review

(FBRR - Fund Balance/Revenue Ratio - Weighting of 35%, EXRV - Expenditures/Revenue Ratio have a Weighting of 35%, DCOH - Days Cash on Hand - Weighting of 10%, STB - Short-Term Debt - Weighting of 10%, and LTD - Long-Term Debt have a Weighting of 10%)

Because Whiteside School District 115 did not submit an FY15 AFR, they are in the Financial Watch category.

<u>District Name</u>	<u>Data Year</u>	<u>FBRR</u>	<u>ERR</u>	<u>DCOH</u>	<u>STB</u>	<u>LTD</u>	<u>Total Score</u>	<u>Designation</u>
Bourbonnais SD 53	2015	1.40	1.05	0.30	0.40	0.30	3.45	Review
Brookfield Lagrange Park SD 95	2015	1.40	1.05	0.40	0.40	0.20	3.45	Review
Brown County CUSD 1	2015	1.40	1.05	0.30	0.40	0.30	3.45	Review
Buncombe Cons SD 43	2015	1.05	1.40	0.20	0.40	0.40	3.45	Review
Carmi-White County CUSD 5	2015	1.05	1.40	0.30	0.40	0.30	3.45	Review
Cass SD 63	2015	1.40	1.05	0.30	0.40	0.30	3.45	Review
Central SD 51	2015	1.40	1.05	0.40	0.40	0.20	3.45	Review
Centralia SD 135	2015	1.40	1.05	0.30	0.40	0.30	3.45	Review
Century CUSD 100	2015	1.40	1.05	0.30	0.40	0.30	3.45	Review
Chaney-Monge SD 88	2015	1.40	1.05	0.30	0.40	0.30	3.45	Review
Cook County SD 130	2015	1.40	1.05	0.30	0.40	0.30	3.45	Review
Cumberland CUSD 77	2015	1.40	1.05	0.30	0.40	0.30	3.45	Review
Deer Creek-Mackinaw CUSD 701	2015	1.40	1.05	0.30	0.40	0.30	3.45	Review
Deland-Weldon CUSD 57	2015	1.40	1.05	0.30	0.40	0.30	3.45	Review
Edgar County CUD 6	2015	1.05	1.40	0.20	0.40	0.40	3.45	Review
Edwards County CUSD 1	2015	1.40	1.05	0.30	0.40	0.30	3.45	Review
Fieldcrest CUSD 6	2015	1.05	1.40	0.20	0.40	0.40	3.45	Review
Forest Ridge SD 142	2015	1.40	1.05	0.40	0.40	0.20	3.45	Review

(FBRR - Fund Balance/Revenue Ratio - Weighting of 35%, EXRV - Expenditures/Revenue Ratio have a Weighting of 35%, DCOH - Days Cash on Hand - Weighting of 10%, STB - Short-Term Debt - Weighting of 10%, and LTD - Long-Term Debt have a Weighting of 10%)

Because Whiteside School District 115 did not submit an FY15 AFR, they are in the Financial Watch category.

<u>District Name</u>	<u>Data Year</u>	<u>FBRR</u>	<u>ERR</u>	<u>DCOH</u>	<u>STB</u>	<u>LTD</u>	<u>Total Score</u>	<u>Designation</u>
Gavin SD 37	2015	1.40	1.05	0.30	0.40	0.30	3.45	Review
Goreville CUD 1	2015	1.40	1.05	0.40	0.40	0.20	3.45	Review
Grayville CUSD 1	2015	1.40	1.05	0.30	0.40	0.30	3.45	Review
Heritage CUSD 8	2015	1.40	1.05	0.40	0.40	0.20	3.45	Review
Hiawatha CUSD 426	2015	1.40	1.05	0.40	0.40	0.20	3.45	Review
Hutsonville CUSD 1	2015	1.40	1.05	0.30	0.40	0.30	3.45	Review
Kansas CUSD 3	2015	1.40	1.05	0.30	0.40	0.30	3.45	Review
Lemont Twp HSD 210	2015	1.40	1.05	0.40	0.40	0.20	3.45	Review
Lick Creek CCSD 16	2015	1.40	1.05	0.40	0.40	0.20	3.45	Review
Manhattan SD 114	2015	1.40	1.05	0.40	0.40	0.20	3.45	Review
Marissa CUSD 40	2015	1.05	1.40	0.20	0.40	0.40	3.45	Review
Marshall CUSD 2C	2015	1.40	1.05	0.30	0.40	0.30	3.45	Review
Massac UD 1	2015	1.40	1.05	0.30	0.40	0.30	3.45	Review
Montmorency CCSD 145	2015	1.40	1.05	0.40	0.40	0.20	3.45	Review
Morrisonville CUSD 1	2015	1.40	1.05	0.30	0.40	0.30	3.45	Review
Mount Vernon SD 80	2015	1.40	1.05	0.30	0.40	0.30	3.45	Review
Mundelein ESD 75	2015	1.40	1.05	0.40	0.40	0.20	3.45	Review
Nauvoo-Colusa CUSD 325	2015	1.05	1.40	0.20	0.40	0.40	3.45	Review

(FBRR - Fund Balance/Revenue Ratio - Weighting of 35%, EXRV - Expenditures/Revenue Ratio have a Weighting of 35%, DCOH - Days Cash on Hand - Weighting of 10%, STB - Short-Term Debt - Weighting of 10%, and LTD - Long-Term Debt have a Weighting of 10%)

Because Whiteside School District 115 did not submit an FY15 AFR, they are in the Financial Watch category.

<u>District Name</u>	<u>Data Year</u>	<u>FBRR</u>	<u>ERR</u>	<u>DCOH</u>	<u>STB</u>	<u>LTD</u>	<u>Total Score</u>	<u>Designation</u>
New Simpson Hill SD 32	2015	1.40	1.05	0.30	0.40	0.30	3.45	Review
Oakland CUSD 5	2015	1.40	1.05	0.40	0.40	0.20	3.45	Review
Olympia CUSD 16	2015	1.40	1.05	0.30	0.40	0.30	3.45	Review
Orangeville CUSD 203	2015	1.40	1.05	0.30	0.40	0.30	3.45	Review
Orion CUSD 223	2015	1.40	1.05	0.30	0.40	0.30	3.45	Review
Palestine CUSD 3	2015	1.05	1.40	0.30	0.40	0.30	3.45	Review
Panhandle CUSD 2	2015	1.40	1.05	0.30	0.40	0.30	3.45	Review
Peoria Heights CUSD 325	2015	1.40	1.05	0.40	0.40	0.20	3.45	Review
Quincy SD 172	2015	1.05	1.40	0.20	0.40	0.40	3.45	Review
River Grove SD 85-5	2015	1.40	1.05	0.30	0.40	0.30	3.45	Review
Rockridge CUSD 300	2015	1.40	1.05	0.30	0.40	0.30	3.45	Review
Silvis SD 34	2015	1.40	1.05	0.40	0.40	0.20	3.45	Review
South Central CUD 401	2015	1.40	1.05	0.30	0.40	0.30	3.45	Review
St Elmo CUSD 202	2015	1.40	1.05	0.30	0.40	0.30	3.45	Review
Streator Twp HSD 40	2015	1.40	1.05	0.30	0.40	0.30	3.45	Review
Sunnybrook SD 171	2015	1.40	1.05	0.40	0.40	0.20	3.45	Review
Thornton SD 154	2015	1.40	1.05	0.40	0.40	0.20	3.45	Review
Thornton Twp HSD 205	2015	1.40	1.05	0.30	0.40	0.30	3.45	Review

(FBRR - Fund Balance/Revenue Ratio - Weighting of 35%, EXRV - Expenditures/Revenue Ratio have a Weighting of 35%, DCOH - Days Cash on Hand - Weighting of 10%, STB - Short-Term Debt - Weighting of 10%, and LTD - Long-Term Debt have a Weighting of 10%)

Because Whiteside School District 115 did not submit an FY15 AFR, they are in the Financial Watch category.

<u>District Name</u>	<u>Data Year</u>	<u>FBRR</u>	<u>ERR</u>	<u>DCOH</u>	<u>STB</u>	<u>LTD</u>	<u>Total Score</u>	<u>Designation</u>
Trico CUSD 176	2015	1.40	1.05	0.30	0.40	0.30	3.45	Review
Unity Point CCSD 140	2015	1.40	1.05	0.30	0.40	0.30	3.45	Review
Washington CHSD 308	2015	1.40	1.05	0.40	0.40	0.20	3.45	Review
Western CUSD 12	2015	1.40	1.05	0.30	0.40	0.30	3.45	Review
Westville CUSD 2	2015	1.40	1.05	0.40	0.40	0.20	3.45	Review
Arbor Park SD 145	2015	1.40	1.05	0.40	0.40	0.10	3.35	Review
Atwood Heights SD 125	2015	1.40	1.05	0.40	0.40	0.10	3.35	Review
Aurora East USD 131	2015	1.40	1.05	0.40	0.40	0.10	3.35	Review
Beach Park CCSD 3	2015	1.05	1.40	0.20	0.40	0.30	3.35	Review
Belle Valley SD 119	2015	1.40	1.05	0.40	0.40	0.10	3.35	Review
Bensenville SD 2	2015	1.40	1.05	0.40	0.40	0.10	3.35	Review
Brookwood SD 167	2015	1.40	1.05	0.40	0.40	0.10	3.35	Review
Carbon Cliff-Barstow SD 36	2015	1.40	1.05	0.20	0.40	0.30	3.35	Review
Central City SD 133	2015	1.40	1.05	0.30	0.40	0.20	3.35	Review
Central CUSD 4	2015	1.40	1.05	0.30	0.40	0.20	3.35	Review
Chester N HSD 122	2015	1.40	1.05	0.40	0.10	0.40	3.35	Review
Crete Monee CUSD 201U	2015	1.40	1.05	0.40	0.40	0.10	3.35	Review
DeKalb CUSD 428	2015	1.40	1.05	0.40	0.40	0.10	3.35	Review

(FBRR - Fund Balance/Revenue Ratio - Weighting of 35%, EXRV - Expenditures/Revenue Ratio have a Weighting of 35%, DCOH - Days Cash on Hand - Weighting of 10%, STB - Short-Term Debt - Weighting of 10%, and LTD - Long-Term Debt have a Weighting of 10%)

Because Whiteside School District 115 did not submit an FY15 AFR, they are in the Financial Watch category.

<u>District Name</u>	<u>Data Year</u>	<u>FBRR</u>	<u>ERR</u>	<u>DCOH</u>	<u>STB</u>	<u>LTD</u>	<u>Total Score</u>	<u>Designation</u>
Dolton SD 148	2015	1.40	1.05	0.40	0.40	0.10	3.35	Review
East Moline SD 37	2015	1.40	1.05	0.30	0.40	0.20	3.35	Review
Eldorado CUSD 4	2015	1.40	1.05	0.20	0.40	0.30	3.35	Review
Emmons SD 33	2015	1.40	1.05	0.40	0.40	0.10	3.35	Review
Evanston CCSD 65	2015	1.05	1.40	0.20	0.40	0.30	3.35	Review
Fairfield PSD 112	2015	1.40	1.05	0.40	0.40	0.10	3.35	Review
Fisher CUSD 1	2015	1.40	1.05	0.40	0.40	0.10	3.35	Review
Ford Heights SD 169	2015	1.40	1.05	0.40	0.40	0.10	3.35	Review
Fox Lake GSD 114	2015	1.40	1.05	0.30	0.40	0.20	3.35	Review
Granite City CUSD 9	2015	1.05	1.40	0.20	0.40	0.30	3.35	Review
Hazel Crest SD 152-5	2015	1.40	1.05	0.40	0.40	0.10	3.35	Review
Heyworth CUSD 4	2015	1.40	1.05	0.30	0.40	0.20	3.35	Review
Hinckley Big Rock CUSD 429	2015	1.40	1.05	0.40	0.40	0.10	3.35	Review
Homewood Flossmoor CHSD 233	2015	1.40	1.05	0.40	0.40	0.10	3.35	Review
Jasper CCSD 17	2015	1.40	1.05	0.40	0.40	0.10	3.35	Review
Jersey CUSD 100	2015	1.40	1.05	0.20	0.40	0.30	3.35	Review
Kaneland CUSD 302	2015	1.05	1.40	0.40	0.40	0.10	3.35	Review
Knoxville CUSD 202	2015	1.40	1.05	0.40	0.40	0.10	3.35	Review

(FBRR - Fund Balance/Revenue Ratio - Weighting of 35%, EXRV - Expenditures/Revenue Ratio have a Weighting of 35%, DCOH - Days Cash on Hand - Weighting of 10%, STB - Short-Term Debt - Weighting of 10%, and LTD - Long-Term Debt have a Weighting of 10%)

Because Whiteside School District 115 did not submit an FY15 AFR, they are in the Financial Watch category.

<u>District Name</u>	<u>Data Year</u>	<u>FBRR</u>	<u>ERR</u>	<u>DCOH</u>	<u>STB</u>	<u>LTD</u>	<u>Total Score</u>	<u>Designation</u>
Komarek SD 94	2015	1.40	1.05	0.30	0.40	0.20	3.35	Review
LeRoy CUSD 2	2015	1.40	1.05	0.30	0.40	0.20	3.35	Review
Lexington CUSD 7	2015	1.40	1.05	0.30	0.40	0.20	3.35	Review
Mahomet-Seymour CUSD 3	2015	1.40	1.05	0.30	0.40	0.20	3.35	Review
Marion CUSD 2	2015	1.05	1.40	0.20	0.40	0.30	3.35	Review
Mascoutah CUD 19	2015	1.40	1.05	0.40	0.40	0.10	3.35	Review
McClellan CCSD 12	2015	1.40	1.05	0.30	0.40	0.20	3.35	Review
Millstadt CCSD 160	2015	1.40	1.05	0.30	0.40	0.20	3.35	Review
Minooka CCSD 201	2015	1.40	1.05	0.40	0.40	0.10	3.35	Review
Minooka CHSD 111	2015	1.40	1.05	0.40	0.40	0.10	3.35	Review
Mulberry Grove CUSD 1	2015	1.40	1.05	0.30	0.40	0.20	3.35	Review
O Fallon Twp HSD 203	2015	1.40	1.05	0.40	0.40	0.10	3.35	Review
Oblong CUSD 4	2015	1.40	1.05	0.30	0.40	0.20	3.35	Review
Paris CUSD 4	2015	1.40	1.05	0.30	0.40	0.20	3.35	Review
Pennoyer SD 79	2015	1.05	1.40	0.20	0.40	0.30	3.35	Review
Plainfield SD 202	2015	1.05	1.40	0.30	0.40	0.20	3.35	Review
Pontiac Twp HSD 90	2015	1.05	1.40	0.20	0.40	0.30	3.35	Review
R O W V A CUSD 208	2015	1.40	1.05	0.30	0.40	0.20	3.35	Review

(FBRR - Fund Balance/Revenue Ratio - Weighting of 35%, EXRV - Expenditures/Revenue Ratio have a Weighting of 35%, DCOH - Days Cash on Hand - Weighting of 10%, STB - Short-Term Debt - Weighting of 10%, and LTD - Long-Term Debt have a Weighting of 10%)

Because Whiteside School District 115 did not submit an FY15 AFR, they are in the Financial Watch category.

<u>District Name</u>	<u>Data Year</u>	<u>FBRR</u>	<u>ERR</u>	<u>DCOH</u>	<u>STB</u>	<u>LTD</u>	<u>Total Score</u>	<u>Designation</u>
Roanoke Benson CUSD 60	2015	1.40	1.05	0.30	0.40	0.20	3.35	Review
Robinson CUSD 2	2015	1.40	1.05	0.30	0.40	0.20	3.35	Review
Rossville-Alvin CUSD 7	2015	1.40	1.05	0.40	0.40	0.10	3.35	Review
Round Lake CUSD 116	2015	1.40	1.05	0.40	0.40	0.10	3.35	Review
Sandoval CUSD 501	2015	1.05	1.40	0.20	0.40	0.30	3.35	Review
Southwestern CUSD 9	2015	1.40	1.05	0.30	0.40	0.20	3.35	Review
Sparta CUSD 140	2015	1.40	1.05	0.20	0.40	0.30	3.35	Review
Spring Valley CCSD 99	2015	1.40	1.05	0.40	0.40	0.10	3.35	Review
Springfield SD 186	2015	1.05	1.40	0.20	0.40	0.30	3.35	Review
St Joseph CCSD 169	2015	1.40	1.05	0.40	0.40	0.10	3.35	Review
Tremont CUSD 702	2015	1.40	1.05	0.30	0.40	0.20	3.35	Review
Troy CCSD 30C	2015	1.40	1.05	0.40	0.40	0.10	3.35	Review
United CUSD 304	2015	1.05	1.40	0.20	0.40	0.30	3.35	Review
Warrensburg-Latham CUSD 11	2015	1.40	1.05	0.30	0.40	0.20	3.35	Review
Wesclin CUSD 3	2015	1.40	1.05	0.30	0.40	0.20	3.35	Review
Willow Springs SD 108	2015	1.40	1.05	0.40	0.40	0.10	3.35	Review
Wilmington CUSD 209U	2015	1.40	1.05	0.40	0.40	0.10	3.35	Review
Hinsdale Twp HSD 86	2015	1.05	1.05	0.40	0.40	0.40	3.30	Review

(FBRR - Fund Balance/Revenue Ratio - Weighting of 35%, EXRV - Expenditures/Revenue Ratio have a Weighting of 35%, DCOH - Days Cash on Hand - Weighting of 10%, STB - Short-Term Debt - Weighting of 10%, and LTD - Long-Term Debt have a Weighting of 10%)

Because Whiteside School District 115 did not submit an FY15 AFR, they are in the Financial Watch category.

<u>District Name</u>	<u>Data Year</u>	<u>FBRR</u>	<u>ERR</u>	<u>DCOH</u>	<u>STB</u>	<u>LTD</u>	<u>Total Score</u>	<u>Designation</u>
Oak Grove SD 68	2015	0.70	1.40	0.40	0.40	0.40	3.30	Review
Ball Chatham CUSD 5	2015	1.05	1.40	0.20	0.40	0.20	3.25	Review
Bethalto CUSD 8	2015	1.05	1.40	0.20	0.40	0.20	3.25	Review
Calumet City SD 155	2015	1.40	1.05	0.30	0.40	0.10	3.25	Review
Carterville CUSD 5	2015	1.40	1.05	0.30	0.40	0.10	3.25	Review
Christopher USD 99	2015	1.40	1.05	0.30	0.40	0.10	3.25	Review
Country Club Hills SD 160	2015	1.40	1.05	0.30	0.40	0.10	3.25	Review
Decatur SD 61	2015	1.40	1.05	0.30	0.40	0.10	3.25	Review
Galesburg CUSD 205	2015	1.40	1.05	0.30	0.40	0.10	3.25	Review
High Mount SD 116	2015	1.05	1.40	0.20	0.40	0.20	3.25	Review
Homewood SD 153	2015	1.40	1.05	0.30	0.40	0.10	3.25	Review
Hoover-Schrum Memorial SD 157	2015	1.40	1.05	0.30	0.40	0.10	3.25	Review
La Grange SD 102	2015	1.40	1.05	0.20	0.40	0.20	3.25	Review
La Harpe CSD 347	2015	1.40	1.05	0.30	0.40	0.10	3.25	Review
Lawrence County CUD 20	2015	1.40	1.05	0.30	0.40	0.10	3.25	Review
Maywood-Melrose Park-Broadview 89	2015	1.40	1.05	0.30	0.40	0.10	3.25	Review
McLean County USD 5	2015	1.05	1.40	0.20	0.40	0.20	3.25	Review
Metamora CCSD 1	2015	1.40	1.05	0.30	0.40	0.10	3.25	Review

(FBRR - Fund Balance/Revenue Ratio - Weighting of 35%, EXRV - Expenditures/Revenue Ratio have a Weighting of 35%, DCOH - Days Cash on Hand - Weighting of 10%, STB - Short-Term Debt - Weighting of 10%, and LTD - Long-Term Debt have a Weighting of 10%)

Because Whiteside School District 115 did not submit an FY15 AFR, they are in the Financial Watch category.

<u>District Name</u>	<u>Data Year</u>	<u>FBRR</u>	<u>ERR</u>	<u>DCOH</u>	<u>STB</u>	<u>LTD</u>	<u>Total Score</u>	<u>Designation</u>
Paris-Union SD 95	2015	1.40	1.05	0.30	0.40	0.10	3.25	Review
Paw Paw CUSD 271	2015	1.40	1.05	0.30	0.40	0.10	3.25	Review
Peru ESD 124	2015	1.40	1.05	0.30	0.40	0.10	3.25	Review
Princeville CUSD 326	2015	1.40	1.05	0.30	0.40	0.10	3.25	Review
South Pekin SD 137	2015	1.40	1.05	0.30	0.40	0.10	3.25	Review
Taft SD 90	2015	1.40	1.05	0.30	0.40	0.10	3.25	Review
Triopia CUSD 27	2015	1.40	1.05	0.30	0.40	0.10	3.25	Review
Vandalia CUSD 203	2015	1.40	1.05	0.30	0.40	0.10	3.25	Review
W Harvey-Dixmoor PSD 147	2015	1.40	1.05	0.30	0.40	0.10	3.25	Review
Waterloo CUSD 5	2015	1.40	1.05	0.30	0.40	0.10	3.25	Review
East Alton-Wood River CHSD 14	2015	1.40	0.70	0.30	0.40	0.40	3.20	Review
New Athens CUSD 60	2015	1.40	0.70	0.40	0.40	0.30	3.20	Review
Bellwood SD 88	2015	1.05	1.40	0.20	0.40	0.10	3.15	Review
Cahokia CUSD 187	2015	1.05	1.40	0.20	0.40	0.10	3.15	Review
DeSoto Cons SD 86	2015	1.05	1.40	0.30	0.20	0.20	3.15	Review
Johnston City CUSD 1	2015	1.05	1.40	0.20	0.40	0.10	3.15	Review
Lebanon CUSD 9	2015	1.40	1.05	0.20	0.40	0.10	3.15	Review
Meridian CUSD 101	2015	1.05	1.40	0.20	0.40	0.10	3.15	Review

(FBRR - Fund Balance/Revenue Ratio - Weighting of 35%, EXRV - Expenditures/Revenue Ratio have a Weighting of 35%, DCOH - Days Cash on Hand - Weighting of 10%, STB - Short-Term Debt - Weighting of 10%, and LTD - Long-Term Debt have a Weighting of 10%)

Because Whiteside School District 115 did not submit an FY15 AFR, they are in the Financial Watch category.

<u>District Name</u>	<u>Data Year</u>	<u>FBRR</u>	<u>ERR</u>	<u>DCOH</u>	<u>STB</u>	<u>LTD</u>	<u>Total Score</u>	<u>Designation</u>
Meridian CUSD 15	2015	1.40	1.05	0.20	0.40	0.10	3.15	Review
Rock Falls ESD 13	2015	1.40	1.05	0.20	0.40	0.10	3.15	Review
Vienna SD 55	2015	1.05	1.40	0.20	0.40	0.10	3.15	Review
Arthur CUSD 305	2015	1.05	1.05	0.20	0.40	0.40	3.10	Review
Bement CUSD 5	2015	1.05	1.05	0.20	0.40	0.40	3.10	Review
Bureau Valley CUSD 340	2015	1.05	1.05	0.20	0.40	0.40	3.10	Review
Charleston CUSD 1	2015	1.40	0.70	0.20	0.40	0.40	3.10	Review
Creston CCSD 161	2015	1.40	0.70	0.30	0.40	0.30	3.10	Review
CUSD 4	2015	1.40	0.70	0.30	0.40	0.30	3.10	Review
DePue USD 103	2015	1.40	0.70	0.30	0.40	0.30	3.10	Review
El Paso-Gridley CUSD 11	2015	1.05	1.05	0.20	0.40	0.40	3.10	Review
Evergreen Park ESD 124	2015	1.40	0.70	0.30	0.40	0.30	3.10	Review
Freeburg CHSD 77	2015	1.40	0.70	0.30	0.40	0.30	3.10	Review
Georgetown-Ridge Farm CUD 4	2015	1.05	1.05	0.20	0.40	0.40	3.10	Review
Hamilton CCSD 328	2015	1.05	1.05	0.20	0.40	0.40	3.10	Review
Hardin County CUSD 1	2015	1.05	1.05	0.20	0.40	0.40	3.10	Review
Harlem UD 122	2015	0.70	1.40	0.30	0.40	0.30	3.10	Review
Highland CUSD 5	2015	1.05	1.05	0.30	0.40	0.30	3.10	Review

(FBRR - Fund Balance/Revenue Ratio - Weighting of 35%, EXRV - Expenditures/Revenue Ratio have a Weighting of 35%, DCOH - Days Cash on Hand - Weighting of 10%, STB - Short-Term Debt - Weighting of 10%, and LTD - Long-Term Debt have a Weighting of 10%)

Because Whiteside School District 115 did not submit an FY15 AFR, they are in the Financial Watch category.

<u>District Name</u>	<u>Data Year</u>	<u>FBRR</u>	<u>ERR</u>	<u>DCOH</u>	<u>STB</u>	<u>LTD</u>	<u>Total Score</u>	<u>Designation</u>
Mount Olive CUSD 5	2015	1.05	1.05	0.20	0.40	0.40	3.10	Review
Murphysboro CUSD 186	2015	1.05	1.05	0.20	0.40	0.40	3.10	Review
Norris City-Omaha-Enfield CUSD 3	2015	1.05	1.05	0.20	0.40	0.40	3.10	Review
North Greene CUSD 3	2015	1.05	1.05	0.20	0.40	0.40	3.10	Review
Odin PSD 722	2015	1.05	1.05	0.20	0.40	0.40	3.10	Review
Pekin PSD 108	2015	1.05	1.05	0.20	0.40	0.40	3.10	Review
Peotone CUSD 207U	2015	1.40	0.70	0.30	0.40	0.30	3.10	Review
Tuscola CUSD 301	2015	1.40	0.70	0.30	0.40	0.30	3.10	Review
Vienna HSD 133	2015	1.05	1.05	0.20	0.40	0.40	3.10	Review
Winchester CUSD 1	2015	1.05	1.05	0.20	0.40	0.40	3.10	Review
Batavia USD 101	2015	1.05	1.05	0.30	0.40	0.20	3.00	Early Warning
Belleville SD 118	2015	1.05	1.05	0.20	0.40	0.30	3.00	Early Warning
Bismarck Henning CUSD	2015	1.05	1.05	0.20	0.40	0.30	3.00	Early Warning
Bluford CCSD 114	2015	1.05	1.05	0.20	0.40	0.30	3.00	Early Warning
Elverado CUSD 196	2015	1.05	1.05	0.20	0.40	0.30	3.00	Early Warning
Freeport SD 145	2015	1.05	1.05	0.20	0.40	0.30	3.00	Early Warning
Grant CCSD 110	2015	1.40	0.70	0.20	0.40	0.30	3.00	Early Warning
Hamilton Co CUSD 10	2015	0.70	1.40	0.10	0.40	0.40	3.00	Early Warning

(FBRR - Fund Balance/Revenue Ratio - Weighting of 35%, EXRV - Expenditures/Revenue Ratio have a Weighting of 35%, DCOH - Days Cash on Hand - Weighting of 10%, STB - Short-Term Debt - Weighting of 10%, and LTD - Long-Term Debt have a Weighting of 10%)

Because Whiteside School District 115 did not submit an FY15 AFR, they are in the Financial Watch category.

<u>District Name</u>	<u>Data Year</u>	<u>FBRR</u>	<u>ERR</u>	<u>DCOH</u>	<u>STB</u>	<u>LTD</u>	<u>Total Score</u>	<u>Designation</u>
Hillsboro CUSD 3	2015	1.05	1.05	0.20	0.40	0.30	3.00	Early Warning
Jasper County CUD 1	2015	1.05	1.05	0.20	0.40	0.30	3.00	Early Warning
Kankakee SD 111	2015	1.05	1.05	0.20	0.40	0.30	3.00	Early Warning
Neoga CUSD 3	2015	1.05	1.05	0.20	0.40	0.30	3.00	Early Warning
Porta CUSD 202	2015	1.40	0.70	0.30	0.40	0.20	3.00	Early Warning
Schuyler-Industry CUSD 5	2015	1.05	1.05	0.20	0.40	0.30	3.00	Early Warning
Shiloh Village SD 85	2015	1.40	0.70	0.30	0.40	0.20	3.00	Early Warning
Wallace CCSD 195	2015	1.40	0.70	0.30	0.40	0.20	3.00	Early Warning
Willow Grove SD 46	2015	1.05	1.05	0.20	0.40	0.30	3.00	Early Warning
Bond County CUSD 2	2015	1.05	1.05	0.20	0.40	0.20	2.90	Early Warning
Casey-Westfield CUSD 4C	2015	1.05	1.05	0.20	0.40	0.20	2.90	Early Warning
Crab Orchard CUSD 3	2015	1.05	1.05	0.20	0.40	0.20	2.90	Early Warning
CUSD 308	2015	1.05	1.05	0.30	0.40	0.10	2.90	Early Warning
Gillespie CUSD 7	2015	1.40	0.70	0.30	0.40	0.10	2.90	Early Warning
Harmony Emge SD 175	2015	1.05	1.05	0.20	0.40	0.20	2.90	Early Warning
Harrisburg CUSD 3	2015	1.05	1.05	0.20	0.40	0.20	2.90	Early Warning
Madison CUSD 12	2015	1.05	1.05	0.20	0.40	0.20	2.90	Early Warning
Momence CUSD 1	2015	1.05	1.05	0.20	0.40	0.20	2.90	Early Warning

(FBRR - Fund Balance/Revenue Ratio - Weighting of 35%, EXRV - Expenditures/Revenue Ratio have a Weighting of 35%, DCOH - Days Cash on Hand - Weighting of 10%, STB - Short-Term Debt - Weighting of 10%, and LTD - Long-Term Debt have a Weighting of 10%)

Because Whiteside School District 115 did not submit an FY15 AFR, they are in the Financial Watch category.

<u>District Name</u>	<u>Data Year</u>	<u>FBRR</u>	<u>ERR</u>	<u>DCOH</u>	<u>STB</u>	<u>LTD</u>	<u>Total Score</u>	<u>Designation</u>
O Fallon CCSD 90	2015	0.70	1.40	0.20	0.40	0.20	2.90	Early Warning
Pleasant Hill CUSD 3	2015	1.40	0.70	0.20	0.40	0.20	2.90	Early Warning
Red Hill CUSD 10	2015	0.70	1.40	0.20	0.40	0.20	2.90	Early Warning
Urbana SD 116	2015	1.05	1.05	0.20	0.40	0.20	2.90	Early Warning
Waukegan CUSD 60	2015	1.05	1.05	0.20	0.40	0.20	2.90	Early Warning
CHSD 99	2015	0.70	1.05	0.30	0.40	0.40	2.85	Early Warning
Ina CCSD 8	2015	1.40	0.35	0.30	0.40	0.40	2.85	Early Warning
Benton CCSD 47	2015	1.05	1.05	0.20	0.40	0.10	2.80	Early Warning
Berwyn South SD 100	2015	1.40	0.70	0.20	0.40	0.10	2.80	Early Warning
Centralia HSD 200	2015	1.05	1.05	0.20	0.40	0.10	2.80	Early Warning
Damiansville SD 62	2015	1.05	1.05	0.20	0.40	0.10	2.80	Early Warning
Dolton SD 149	2015	1.40	0.70	0.20	0.40	0.10	2.80	Early Warning
Griggsville-Perry CUSD 4	2015	1.05	1.05	0.20	0.40	0.10	2.80	Early Warning
Hall HSD 502	2015	1.05	1.05	0.20	0.40	0.10	2.80	Early Warning
Maroa Forsyth CUSD 2	2015	1.05	1.05	0.20	0.40	0.10	2.80	Early Warning
Peoria SD 150	2015	1.05	1.05	0.20	0.40	0.10	2.80	Early Warning
Sycamore CUSD 427	2015	1.05	1.05	0.20	0.40	0.10	2.80	Early Warning
Virginia CUSD 64	2015	1.05	1.05	0.20	0.40	0.10	2.80	Early Warning

(FBRR - Fund Balance/Revenue Ratio - Weighting of 35%, EXRV - Expenditures/Revenue Ratio have a Weighting of 35%, DCOH - Days Cash on Hand - Weighting of 10%, STB - Short-Term Debt - Weighting of 10%, and LTD - Long-Term Debt have a Weighting of 10%)

Because Whiteside School District 115 did not submit an FY15 AFR, they are in the Financial Watch category.

<u>District Name</u>	<u>Data Year</u>	<u>FBRR</u>	<u>ERR</u>	<u>DCOH</u>	<u>STB</u>	<u>LTD</u>	<u>Total Score</u>	<u>Designation</u>
Allendale CCSD 17	2015	1.05	0.70	0.20	0.40	0.40	2.75	Early Warning
Braceville SD 75	2015	1.05	0.70	0.20	0.40	0.40	2.75	Early Warning
Burnham SD 154-5	2015	1.40	0.35	0.30	0.40	0.30	2.75	Early Warning
Dongola USD 66	2015	0.70	1.05	0.20	0.40	0.40	2.75	Early Warning
Miller Twp CCSD 210	2015	1.40	0.35	0.20	0.40	0.40	2.75	Early Warning
Morris CHSD 101	2015	1.05	0.70	0.20	0.40	0.40	2.75	Early Warning
Tri Point CUSD 6-J	2015	1.05	0.70	0.20	0.40	0.40	2.75	Early Warning
Aurora West USD 129	2015	0.70	1.05	0.20	0.40	0.30	2.65	Early Warning
Grand Prairie CCSD 6	2015	0.70	1.05	0.10	0.40	0.40	2.65	Early Warning
Mattoon CUSD 2	2015	1.05	0.70	0.20	0.40	0.30	2.65	Early Warning
Ottawa ESD 141	2015	1.05	0.70	0.20	0.40	0.30	2.65	Early Warning
Pembroke CCSD 259	2015	1.05	0.70	0.10	0.40	0.40	2.65	Early Warning
Sandwich CUSD 430	2015	0.70	1.05	0.10	0.40	0.40	2.65	Early Warning
Spring Lake CCSD 606	2015	0.35	1.40	0.10	0.40	0.40	2.65	Early Warning
St Libory Cons SD 30	2015	0.35	1.40	0.10	0.40	0.40	2.65	Early Warning
Tamaroa School Dist 5	2015	0.70	1.05	0.10	0.40	0.40	2.65	Early Warning
Warsaw CUSD 316	2015	1.05	0.70	0.20	0.40	0.30	2.65	Early Warning
Belleville Twp HSD 201	2015	1.05	0.70	0.20	0.40	0.20	2.55	Watch

(FBRR - Fund Balance/Revenue Ratio - Weighting of 35%, EXRV - Expenditures/Revenue Ratio have a Weighting of 35%, DCOH - Days Cash on Hand - Weighting of 10%, STB - Short-Term Debt - Weighting of 10%, and LTD - Long-Term Debt have a Weighting of 10%)

Because Whiteside School District 115 did not submit an FY15 AFR, they are in the Financial Watch category.

<u>District Name</u>	<u>Data Year</u>	<u>FBRR</u>	<u>ERR</u>	<u>DCOH</u>	<u>STB</u>	<u>LTD</u>	<u>Total Score</u>	<u>Designation</u>
Chester CUSD 139	2015	1.05	0.70	0.20	0.40	0.20	2.55	Watch
Millburn CCSD 24	2015	0.35	1.40	0.30	0.40	0.10	2.55	Watch
Webber Twp HSD 204	2015	1.05	1.05	0.20	0.10	0.10	2.50	Watch
Brooklyn UD 188	2015	1.05	0.70	0.20	0.40	0.10	2.45	Watch
Calhoun CUSD 40	2015	0.70	1.05	0.20	0.40	0.10	2.45	Watch
Duquoin CUSD 300	2015	0.70	1.05	0.20	0.40	0.10	2.45	Watch
Herrin CUSD 4	2015	0.70	1.05	0.20	0.40	0.10	2.45	Watch
Morris SD 54	2015	1.40	0.35	0.20	0.40	0.10	2.45	Watch
Oakwood CUSD 76	2015	1.05	0.70	0.20	0.40	0.10	2.45	Watch
Pinckneyville CHSD 101	2015	1.05	0.70	0.20	0.40	0.10	2.45	Watch
Summit SD 104	2015	1.05	0.70	0.20	0.40	0.10	2.45	Watch
Big Hollow SD 38	2015	0.70	1.05	0.30	0.20	0.10	2.35	Watch
Lincoln Way CHSD 210	2015	0.70	1.05	0.10	0.40	0.10	2.35	Watch
Triad CUSD 2	2015	0.70	1.05	0.10	0.40	0.10	2.35	Watch
Breese ESD 12	2015	0.35	1.05	0.10	0.40	0.40	2.30	Watch
Frankfort CUSD 168	2015	0.35	1.05	0.10	0.40	0.40	2.30	Watch
Princeton ESD 115	2015	0.70	0.70	0.10	0.40	0.40	2.30	Watch
Wheeling CCSD 21	2015	0.70	0.70	0.20	0.40	0.30	2.30	Watch

(FBRR - Fund Balance/Revenue Ratio - Weighting of 35%, EXRV - Expenditures/Revenue Ratio have a Weighting of 35%, DCOH - Days Cash on Hand - Weighting of 10%, STB - Short-Term Debt - Weighting of 10%, and LTD - Long-Term Debt have a Weighting of 10%)

Because Whiteside School District 115 did not submit an FY15 AFR, they are in the Financial Watch category.

<u>District Name</u>	<u>Data Year</u>	<u>FBRR</u>	<u>ERR</u>	<u>DCOH</u>	<u>STB</u>	<u>LTD</u>	<u>Total Score</u>	<u>Designation</u>
Woodlawn CCSD 4	2015	0.35	1.05	0.20	0.30	0.40	2.30	Watch
Alton CUSD 11	2015	0.70	0.70	0.20	0.40	0.20	2.20	Watch
Cherry SD 92	2015	1.05	0.35	0.20	0.20	0.40	2.20	Watch
Zeigler-Royalton CUSD 188	2015	0.70	0.70	0.10	0.40	0.30	2.20	Watch
City of Chicago SD 299	2015	0.70	0.70	0.10	0.40	0.20	2.10	Watch
East Alton SD 13	2015	1.05	0.35	0.20	0.40	0.10	2.10	Watch
Edwardsville CUSD 7	2015	0.35	1.05	0.20	0.40	0.10	2.10	Watch
Wabash CUSD 348	2015	0.35	0.70	0.20	0.40	0.40	2.05	Watch
Johnsburg CUSD 12	2015	0.35	1.05	0.10	0.40	0.10	2.00	Watch
Streator ESD 44	2015	0.35	1.05	0.10	0.20	0.30	2.00	Watch
Armstrong-Ellis Cons SD 61	2015	0.35	0.35	0.30	0.40	0.40	1.80	Watch
South Wilmington CCSD 74	2015	0.35	0.35	0.10	0.40	0.40	1.60	Watch
Whiteside SD 115	2015	0.00	0.00	0.00	0.00	0.00	0.00	Watch

(FBRR - Fund Balance/Revenue Ratio - Weighting of 35%, EXRV - Expenditures/Revenue Ratio have a Weighting of 35%, DCOH - Days Cash on Hand - Weighting of 10%, STB - Short-Term Debt - Weighting of 10%, and LTD - Long-Term Debt have a Weighting of 10%)

Because Whiteside School District 115 did not submit an FY15 AFR, they are in the Financial Watch category.

2016 Financial Profile (Based upon 2015 Annual Financial Data)

Financial Profile Scores – (Unadjusted) by District Name

(Includes District Comments)

Financial Profile Scores - (Unadjusted) by District Name

TOTALS: Recognition = 543 Review = 196 Early Warning = 76 Watch = 42 (857 Districts)

<u>District Name</u>	<u>Data Year</u>	<u>FBRR</u>	<u>ERR</u>	<u>DCOH</u>	<u>STB</u>	<u>LTD</u>	<u>Total Score</u>	<u>Designation</u>	<u>District Comments</u>
Abingdon-Avon CUSD 276	2015	1.4	1.4	0.4	0.4	0.4	4	Recognition	
A-C Central CUSD 262	2015	1.4	1.05	0.4	0.4	0.3	3.55	Recognition	
Addison SD 4	2015	1.4	1.4	0.4	0.4	0.4	4	Recognition	
Adlai E Stevenson HSD 125	2015	1.4	1.4	0.4	0.4	0.4	4	Recognition	
Akin CCSD 91	2015	1.4	1.4	0.4	0.4	0.4	4	Recognition	
Albers SD 63	2015	1.4	1.4	0.4	0.4	0.4	4	Recognition	
Alden Hebron SD 19	2015	1.4	1.4	0.4	0.4	0.4	4	Recognition	
Allendale CCSD 17	2015	0.7	0.7	0.1	0.4	0.4	2.3	Watch	Allendale CCSD #17 will continue to provide the best education for our students.
Allen-Otter Creek CCSD 65	2015	1.4	1.05	0.4	0.4	0.4	3.65	Recognition	
Alsip-Hazlgrn-Oaklwn SD 126	2015	1.4	1.4	0.4	0.4	0.4	4	Recognition	
Altamont CUSD 10	2015	1.4	1.4	0.3	0.4	0.1	3.6	Recognition	Once again, it is by local resources and borrowed funds that the District is adequate. The State not paying it's required full GSA payments continues to keep the district at risk financially.
Alton CUSD 11	2015	0.7	0.35	0.1	0.4	0.2	1.75	Watch	
AlWood CUSD 225	2015	1.4	1.05	0.3	0.4	0.3	3.45	Review	The AlWood financial profile score should continue to increase as bonds are paid off.
Amboy CUSD 272	2015	1.4	1.05	0.4	0.4	0.4	3.65	Recognition	
Anna CCSD 37	2015	1.4	1.05	0.3	0.4	0.4	3.55	Recognition	
Anna Jonesboro CHSD 81	2015	1.4	1.4	0.3	0.4	0.4	3.9	Recognition	
Annawan CUSD 226	2015	1.4	1.05	0.4	0.4	0.4	3.65	Recognition	
Antioch CCSD 34	2015	1.4	1.05	0.4	0.4	0.4	3.65	Recognition	
Aptakisic-Tripp CCSD 102	2015	1.4	1.05	0.4	0.4	0.4	3.65	Recognition	The District continues to maintain it's strong financial condition.
Arbor Park SD 145	2015	1.4	1.05	0.4	0.4	0.1	3.35	Review	Section 2 (Expenditures to Revenue Ratio) does not account for transfers from the WCF Fund to offset Capital Project Expenditures in Funds 10, 20 & 40.

(FBRR = Fund Balance / Revenue Ratio - Weighting of 35%].[EXRV = Expenditures / Revenue Ratio - Weighting of 35%, DCOH = Days Cash on Hand - Weighting of 10%, STB = Short Term Borrowing - Weighting of 10%, and LTD = Long Term Debt - Weighting of 10%)

Note: Because Whiteside SD 115 did not submit an FY15 AFR, they are in the Financial Watch category.

<u>District Name</u>	<u>Data Year</u>	<u>FBRR</u>	<u>ERR</u>	<u>DCOH</u>	<u>STB</u>	<u>LTD</u>	<u>Total Score</u>	<u>Designation</u>	<u>District Comments</u>
Arcola CUSD 306	2015	1.4	1.05	0.4	0.4	0.4	3.65	Recognition	
Argenta-Oreana CUSD 1	2015	1.4	1.05	0.3	0.4	0.3	3.45	Review	
Argo CHSD 217	2015	1.4	1.4	0.4	0.4	0.3	3.9	Recognition	
Arlington Heights SD 25	2015	1.4	1.05	0.4	0.4	0.4	3.65	Recognition	
Armstrong Twp HSD 225	2015	1.4	1.4	0.4	0.4	0.4	4	Recognition	
Armstrong-Ellis Cons SD 61	2015	0.35	0.35	0.3	0.4	0.4	1.8	Watch	
Arthur CUSD 305	2015	1.05	1.05	0.2	0.4	0.4	3.1	Review	
Ashley CCSD 15	2015	1.05	1.4	0.2	0.4	0.4	3.45	Review	
Ashton-Franklin Center CUSD 275	2015	1.4	1.4	0.4	0.4	0.4	4	Recognition	
Astoria CUSD 1	2015	1.4	1.4	0.4	0.4	0.3	3.9	Recognition	
Athens CUSD 213	2015	1.4	1.05	0.3	0.4	0.3	3.45	Review	
Atwood Heights SD 125	2015	1.4	1.05	0.4	0.4	0.1	3.35	Review	
Auburn CUSD 10	2015	1.4	1.05	0.4	0.4	0.2	3.45	Review	
Aurora East USD 131	2015	1.4	1.05	0.4	0.4	0.1	3.35	Review	
Aurora West USD 129	2015	0.7	1.05	0.2	0.4	0.3	2.65	Early Warning	
Aviston SD 21	2015	1.4	1.05	0.3	0.4	0.3	3.45	Review	
Avoca SD 37	2015	1.4	1.05	0.4	0.4	0.4	3.65	Recognition	
Ball Chatham CUSD 5	2015	1.05	1.4	0.2	0.4	0.2	3.25	Review	
Bannockburn SD 106	2015	1.4	1.4	0.4	0.4	0.4	4	Recognition	
Barrington CUSD 220	2015	1.4	1.4	0.3	0.4	0.4	3.9	Recognition	
Bartelso SD 57	2015	1.4	1.05	0.4	0.4	0.4	3.65	Recognition	Bartelso now receives less that half of the general state aid it received in 2007.
Bartonville SD 66	2015	1.4	1.4	0.4	0.4	0.4	4	Recognition	
Batavia USD 101	2015	1.05	1.05	0.3	0.4	0.2	3	Early Warning	
Beach Park CCSD 3	2015	0.7	1.4	0.2	0.4	0.3	3	Early Warning	

(FBRR = Fund Balance / Revenue Ratio - Weighting of 35%).[EXRV = Expenditures / Revenue Ratio - Weighting of 35%, DCOH = Days Cash on Hand - Weighting of 10%, STB = Short Term Borrowing - Weighting of 10%, and LTD = Long Term Debt - Weighting of 10%)

Note: Because Whiteside SD 115 did not submit an FY15 AFR, they are in the Financial Watch category.

<u>District Name</u>	<u>Data Year</u>	<u>FBRR</u>	<u>ERR</u>	<u>DCOH</u>	<u>STB</u>	<u>LTD</u>	<u>Total Score</u>	<u>Designation</u>	<u>District Comments</u>
Beardstown CUSD 15	2015	1.4	1.4	0.3	0.4	0.3	3.8	Recognition	The continued reduction in State Aid has required the District to utilize reserve fund balances. This shortfall in state funding has caused the District over the past few years to move \$2 million from reserves over to the Education Fund Operating Budget to cover the shortfall in state funding. Our Financial Profile Score is good, but it is misleading since with reduced state funding the District is on a collision course with running out of reserve funds if this pattern continues.
Beecher City CUSD 20	2015	1.4	1.05	0.4	0.4	0.4	3.65	Recognition	
Beecher CUSD 200U	2015	1.4	1.4	0.4	0.4	0.2	3.8	Recognition	
Belle Valley SD 119	2015	1.4	1.05	0.4	0.4	0.1	3.35	Review	
Belleville SD 118	2015	1.05	1.05	0.2	0.4	0.3	3	Early Warning	
Belleville Twp HSD 201	2015	0.7	0.7	0.1	0.4	0.2	2.1	Watch	
Bellwood SD 88	2015	1.05	1.4	0.2	0.4	0.1	3.15	Review	
Belvidere CUSD 100	2015	1.4	1.4	0.4	0.4	0.2	3.8	Recognition	
Bement CUSD 5	2015	1.05	1.05	0.2	0.4	0.4	3.1	Review	
Benjamin SD 25	2015	1.4	1.05	0.4	0.4	0.3	3.55	Recognition	Benjamin School District #25 is in the top category of Financial Recognition, however, the Expenditure to Revenue ratio category decreased in 2015 due to the reduction of tax revenue going to the Education Fund. the tax rate for the Education Fund of the school district is now at the maximum due to the combination of the tax cap and reduction of assessed valuation. This has resulted in a reduction of funds available to cover expenditures for the 2014-2015 school year. A reduction of expenditures for the 2015-2016 school year should improve this calculation and keep the school district in the top category in 'Financial Recognition'.
Bensenville SD 2	2015	1.4	1.05	0.4	0.4	0.1	3.35	Review	Other factors better show the District's high financial strength. The District's net financial position has increased for 12 consecutive years, from \$6 million to \$53 million. Standard & Poor's has rated the District's most recent debt issue AA+, among the highest 14% in Illinois schools districts. In the last 9 years, the District has funded \$69 million of construction with just 50% debt and the rest from savings and grants. The District's buildings are very new, so future borrowings are likely to be modest.
Benton CCSD 47	2015	1.05	1.05	0.2	0.4	0.1	2.8	Early Warning	
Benton Cons HSD 103	2015	1.4	1.4	0.3	0.4	0.4	3.9	Recognition	
Berkeley SD 87	2015	1.4	1.05	0.4	0.4	0.2	3.45	Review	

(FBRR = Fund Balance / Revenue Ratio - Weighting of 35%].[EXRV = Expenditures / Revenue Ratio - Weighting of 35%, DCOH = Days Cash on Hand - Weighting of 10%, STB = Short Term Borrowing - Weighting of 10%, and LTD = Long Term Debt - Weighting of 10%)

Note: Because Whiteside SD 115 did not submit an FY15 AFR, they are in the Financial Watch category.

<u>District Name</u>	<u>Data Year</u>	<u>FBRR</u>	<u>ERR</u>	<u>DCOH</u>	<u>STB</u>	<u>LTD</u>	<u>Total Score</u>	<u>Designation</u>	<u>District Comments</u>
Berwyn North SD 98	2015	1.4	1.05	0.4	0.4	0.4	3.65	Recognition	
Berwyn South SD 100	2015	1.4	0.7	0.2	0.4	0.1	2.8	Early Warning	
Bethalto CUSD 8	2015	1.05	1.4	0.2	0.4	0.2	3.25	Review	
Bethel SD 82	2015	1.4	1.4	0.4	0.4	0.4	4	Recognition	
Big Hollow SD 38	2015	0.7	1.05	0.3	0.2	0.1	2.35	Watch	
Bismarck Henning CUSD	2015	1.05	1.05	0.2	0.4	0.3	3	Early Warning	
Bloom Twp HSD 206	2015	1.4	1.05	0.3	0.4	0.4	3.55	Recognition	
Bloomington SD 13	2015	1.4	1.4	0.4	0.4	0.4	4	Recognition	
Bloomington SD 87	2015	1.4	1.05	0.4	0.4	0.3	3.55	Recognition	
Blue Ridge CUSD 18	2015	1.4	1.4	0.4	0.4	0.2	3.8	Recognition	
Bluford CCSD 114	2015	1.05	1.05	0.2	0.4	0.3	3	Early Warning	
Bond County CUSD 2	2015	1.05	1.05	0.2	0.4	0.2	2.9	Early Warning	
Bourbonnais SD 53	2015	1.4	1.05	0.3	0.4	0.3	3.45	Review	
Braceville SD 75	2015	0.7	0.7	0.2	0.4	0.4	2.4	Watch	
Bradford CUSD 1	2015	1.4	1.4	0.3	0.4	0.4	3.9	Recognition	District revenues to expenditures ratio is balanced with a small balance carryover.
Bradley Bourbonnais CHSD 307	2015	1.4	1.4	0.4	0.4	0.3	3.9	Recognition	
Bradley SD 61	2015	1.4	1.05	0.3	0.4	0.4	3.55	Recognition	
Breese ESD 12	2015	0.35	1.05	0.1	0.4	0.4	2.3	Watch	
Bremen CHSD 228	2015	1.4	1.05	0.4	0.4	0.3	3.55	Recognition	
Brimfield CUSD 309	2015	1.4	1.4	0.4	0.4	0.1	3.7	Recognition	
Brookfield Lagrange Park SD 95	2015	1.4	1.05	0.4	0.4	0.2	3.45	Review	The continual drop in EVA has caused the ration between existing debt and the debt limit to diminish resulting in a lower profile score. This occurs even when no new debt has been obtained by the district AND the district continues to reduce its debt through normal payments.
Brooklyn UD 188	2015	1.05	0.7	0.2	0.4	0.1	2.45	Watch	
Brookwood SD 167	2015	1.4	1.05	0.4	0.4	0.1	3.35	Review	
Brown County CUSD 1	2015	1.4	1.05	0.3	0.4	0.3	3.45	Review	

(FBRR = Fund Balance / Revenue Ratio - Weighting of 35%)[EXRV = Expenditures / Revenue Ratio - Weighting of 35%, DCOH = Days Cash on Hand - Weighting of 10%, STB = Short Term Borrowing - Weighting of 10%, and LTD = Long Term Debt - Weighting of 10%)

Note: Because Whiteside SD 115 did not submit an FY15 AFR, they are in the Financial Watch category.

<u>District Name</u>	<u>Data Year</u>	<u>FBRR</u>	<u>ERR</u>	<u>DCOH</u>	<u>STB</u>	<u>LTD</u>	<u>Total Score</u>	<u>Designation</u>	<u>District Comments</u>
Brownstown CUSD 201	2015	1.4	1.4	0.4	0.4	0.2	3.8	Recognition	
Brussels CUSD 42	2015	1.4	1.05	0.3	0.4	0.4	3.55	Recognition	
Buncombe Cons SD 43	2015	1.05	1.05	0.2	0.4	0.4	3.1	Review	
Bunker Hill CUSD 8	2015	1.4	1.05	0.3	0.4	0.4	3.55	Recognition	
Burbank SD 111	2015	1.4	1.4	0.4	0.4	0.4	4	Recognition	
Bureau Valley CUSD 340	2015	1.05	1.05	0.2	0.4	0.4	3.1	Review	
Burnham SD 154-5	2015	1.4	0.35	0.3	0.4	0.3	2.75	Early Warning	We continue to attempt to implement a balanced budget. In addition we pursue Grant and Bond issues to increase revenue. We continually strive to be effective and efficient stewards of our taxpayers monies.
Bushnell Prairie City CUSD 170	2015	1.4	1.4	0.3	0.4	0.4	3.9	Recognition	
Butler SD 53	2015	1.4	1.4	0.4	0.4	0.4	4	Recognition	
Byron CUSD 226	2015	1.4	1.05	0.4	0.4	0.3	3.55	Recognition	
Cahokia CUSD 187	2015	1.05	1.4	0.2	0.4	0.1	3.15	Review	
Cairo USD 1	2015	1.4	1.05	0.4	0.4	0.3	3.55	Recognition	
Calhoun CUSD 40	2015	0.7	0.7	0.1	0.4	0.1	2	Watch	
Calumet City SD 155	2015	1.4	1.05	0.3	0.4	0.1	3.25	Review	
Calumet Public SD 132	2015	1.4	1.4	0.4	0.4	0.2	3.8	Recognition	
Cambridge CUSD 227	2015	1.4	1.4	0.3	0.4	0.4	3.9	Recognition	
Canton Union SD 66	2015	1.4	1.4	0.4	0.4	0.4	4	Recognition	
Carbon Cliff-Barstow SD 36	2015	1.05	1.05	0.2	0.4	0.3	3	Early Warning	Carbon Cliff-Barstow did have a balanced budget for the 2015 school year. Our 3.0 score is due in fact to our Cash on Hand. Our Cash on Hand is low as we did not receive our full State Aid payment amounts; and also funds for Transportation and Special Education were not received on time. It is my belief, that our District is doing the best that we can, and are fortunate to have Governor Rauner believe in our schools and provide additional monies for the 2016 school year. Our District plans on having a balanced budget for the second year in a row with additional Cash on Hand.
Carbondale CHSD 165	2015	1.4	1.05	0.3	0.4	0.4	3.55	Recognition	
Carbondale ESD 95	2015	1.4	1.4	0.4	0.4	0.3	3.9	Recognition	

(FBRR = Fund Balance / Revenue Ratio - Weighting of 35%].[EXRV = Expenditures / Revenue Ratio - Weighting of 35%, DCOH = Days Cash on Hand - Weighting of 10%, STB = Short Term Borrowing - Weighting of 10%, and LTD = Long Term Debt - Weighting of 10%)

Note: Because Whiteside SD 115 did not submit an FY15 AFR, they are in the Financial Watch category.

<u>District Name</u>	<u>Data Year</u>	<u>FBRR</u>	<u>ERR</u>	<u>DCOH</u>	<u>STB</u>	<u>LTD</u>	<u>Total Score</u>	<u>Designation</u>	<u>District Comments</u>
Carlinville CUSD 1	2015	1.4	1.05	0.3	0.4	0.4	3.55	Recognition	The District continues to work hard to provide adequate educational services during this difficult time.
Carlyle CUSD 1	2015	1.4	1.05	0.4	0.4	0.4	3.65	Recognition	
Carmi-White County CUSD 5	2015	1.05	1.4	0.3	0.4	0.3	3.45	Review	Carmi-White County CUSD #5 is continuing to closely monitor our finances and cut expenses in order to maintain a balanced budget and improve on our profile score.
Carrier Mills-Stonefort CUSD 2	2015	1.05	1.4	0.3	0.4	0.4	3.55	Recognition	
Carrollton CUSD 1	2015	1.4	1.05	0.3	0.4	0.4	3.55	Recognition	Carrollton CUSD#1 continues to work hard to live within our means while providing a high quality education for all students.
Cartersville CUSD 5	2015	1.4	1.05	0.3	0.4	0.1	3.25	Review	
Carthage ESD 317	2015	1.4	1.05	0.4	0.4	0.4	3.65	Recognition	
Cary CCSD 26	2015	1.4	1.4	0.4	0.4	0.1	3.7	Recognition	
Casey-Westfield CUSD 4C	2015	1.05	1.05	0.2	0.4	0.2	2.9	Early Warning	Casey-Westfield CUSD #C-4 strives to provide a high quality education to all our students. The continual cuts in state funding of general state aid and transportation reimbursement have made it very challenging to achieve a balanced budget. The district has made significant cuts in staffing and services yet the cuts from the state continue to outpace our ability to cut expenditures.
Cass SD 63	2015	1.4	1.05	0.2	0.4	0.3	3.35	Review	
Catlin CUSD 5	2015	1.4	1.05	0.3	0.4	0.4	3.55	Recognition	
CCSD 146	2015	1.4	1.4	0.4	0.4	0.2	3.8	Recognition	
CCSD 168	2015	1.4	1.05	0.4	0.4	0.4	3.65	Recognition	
CCSD 180	2015	1.4	1.4	0.4	0.4	0.4	4	Recognition	
CCSD 204	2015	1.4	1.4	0.4	0.4	0.3	3.9	Recognition	
CCSD 62	2015	1.4	1.4	0.4	0.4	0.1	3.7	Recognition	
CCSD 89	2015	1.4	1.4	0.4	0.4	0.3	3.9	Recognition	School District 89 is proud to retain our Profile Score of Recognition.
CCSD 93	2015	1.4	1.4	0.4	0.4	0.3	3.9	Recognition	The District strives to provide students with an rigorous academic experience while balancing its goal of responsible financial management to its community.
Center Cass SD 66	2015	1.4	1.05	0.4	0.4	0.4	3.65	Recognition	
Central A & M CUD 21	2015	1.4	1.05	0.3	0.4	0.4	3.55	Recognition	

(FBRR = Fund Balance / Revenue Ratio - Weighting of 35%).[EXRV = Expenditures / Revenue Ratio - Weighting of 35%, DCOH = Days Cash on Hand - Weighting of 10%, STB = Short Term Borrowing - Weighting of 10%, and LTD = Long Term Debt - Weighting of 10%)

Note: Because Whiteside SD 115 did not submit an FY15 AFR, they are in the Financial Watch category.

<u>District Name</u>	<u>Data Year</u>	<u>FBRR</u>	<u>ERR</u>	<u>DCOH</u>	<u>STB</u>	<u>LTD</u>	<u>Total Score</u>	<u>Designation</u>	<u>District Comments</u>
Central CHSD 71	2015	1.4	1.05	0.4	0.4	0.4	3.65	Recognition	
Central City SD 133	2015	1.4	1.05	0.3	0.4	0.2	3.35	Review	
Central CUSD 3	2015	1.4	1.05	0.3	0.4	0.4	3.55	Recognition	
Central CUSD 301	2015	1.4	1.4	0.4	0.4	0.2	3.8	Recognition	
Central CUSD 4	2015	1.4	1.05	0.3	0.4	0.2	3.35	Review	
Central SD 104	2015	1.4	1.4	0.4	0.4	0.1	3.7	Recognition	
Central SD 51	2015	1.4	1.05	0.4	0.4	0.2	3.45	Review	
Central Stickney SD 110	2015	1.4	1.4	0.4	0.4	0.4	4	Recognition	
Centralia HSD 200	2015	0.7	1.05	0.2	0.4	0.1	2.45	Watch	
Centralia SD 135	2015	1.4	1.05	0.3	0.4	0.3	3.45	Review	
Century CUSD 100	2015	1.4	1.05	0.3	0.4	0.3	3.45	Review	
Cerro Gordo CUSD 100	2015	1.4	1.4	0.2	0.4	0.4	3.8	Recognition	
Chadwick-Milledgeville CUSD 399	2015	1.4	1.4	0.4	0.4	0.3	3.9	Recognition	
Champaign CUSD 4	2015	1.4	1.4	0.4	0.4	0.3	3.9	Recognition	
Chaney-Monge SD 88	2015	1.4	1.05	0.3	0.4	0.3	3.45	Review	Total Expenditures: The district replaced the school roof and made other capital improvements during the 2014-2015 fiscal year.
Channahon SD 17	2015	1.4	1.05	0.4	0.4	0.4	3.65	Recognition	The Expenditure to Revenue ratio is overstated as a result of the transfer of funding reserved for Channahon School District's Long Range Facility Plan.
Charleston CUSD 1	2015	1.4	0.35	0.2	0.4	0.4	2.75	Early Warning	
Cherry SD 92	2015	1.05	0.35	0.2	0.2	0.4	2.2	Watch	
Chester CUSD 139	2015	1.05	0.7	0.2	0.4	0.2	2.55	Watch	
Chester N HSD 122	2015	1.4	1.05	0.4	0.1	0.4	3.35	Review	
Chester-East Lincoln CCSD 61	2015	1.4	1.4	0.4	0.4	0.2	3.8	Recognition	
Chicago Heights SD 170	2015	1.4	1.05	0.4	0.4	0.4	3.65	Recognition	
Chicago Ridge SD 127-5	2015	1.4	1.4	0.4	0.4	0.2	3.8	Recognition	The District is in sound financial condition so long as the State fully funds Education.
Christopher USD 99	2015	1.4	1.05	0.3	0.4	0.1	3.25	Review	

(FBRR = Fund Balance / Revenue Ratio - Weighting of 35%).[EXRV = Expenditures / Revenue Ratio - Weighting of 35%, DCOH = Days Cash on Hand - Weighting of 10%, STB = Short Term Borrowing - Weighting of 10%, and LTD = Long Term Debt - Weighting of 10%)

Note: Because Whiteside SD 115 did not submit an FY15 AFR, they are in the Financial Watch category.

<u>District Name</u>	<u>Data Year</u>	<u>FBRR</u>	<u>ERR</u>	<u>DCOH</u>	<u>STB</u>	<u>LTD</u>	<u>Total Score</u>	<u>Designation</u>	<u>District Comments</u>
CHSD 117	2015	1.4	1.4	0.4	0.4	0.4	4	Recognition	
CHSD 128	2015	1.4	1.4	0.4	0.4	0.4	4	Recognition	
CHSD 155	2015	1.4	1.4	0.4	0.4	0.4	4	Recognition	District 155 is pleased with its Financial Profile Score.
CHSD 218	2015	1.4	1.05	0.4	0.4	0.3	3.55	Recognition	
CHSD 94	2015	1.4	1.05	0.4	0.4	0.4	3.65	Recognition	
CHSD 99	2015	0.7	1.05	0.3	0.4	0.4	2.85	Early Warning	
Cicero SD 99	2015	1.4	1.4	0.4	0.4	0.1	3.7	Recognition	
Cissna Park CUSD 6	2015	1.4	1.05	0.4	0.4	0.4	3.65	Recognition	Cissna Park C.U.S.D. # 6 again was designated as Financial Recognition status.
City of Chicago SD 299	2015	0.7	0.7	0.1	0.4	0.2	2.1	Watch	The consistent decline in state education funding, along with an inequitable pension system and rising pension costs, compounded by increasing capital needs, has pushed our District to a financial breaking point. We have reduced our administrative and operating costs over the past several years, and we will continue streamlining our central bureaucracy to achieve maximum efficiency. Despite our financial problems, our students continue to make academic progress, proving why it's so important that we find a solution and continue to invest in our classrooms.
Clay City CUSD 10	2015	1.4	1.4	0.4	0.4	0.2	3.8	Recognition	
Clinton CUSD 15	2015	1.4	1.4	0.4	0.4	0.3	3.9	Recognition	
Coal City CUSD 1	2015	1.4	1.4	0.4	0.4	0.3	3.9	Recognition	
Cobden SUD 17	2015	1.4	1.4	0.4	0.4	0.3	3.9	Recognition	
Collinsville CUSD 10	2015	1.4	1.05	0.3	0.4	0.4	3.55	Recognition	
Colona SD 190	2015	1.4	1.05	0.4	0.4	0.3	3.55	Recognition	
Columbia CUSD 4	2015	1.4	1.4	0.4	0.4	0.2	3.8	Recognition	
Comm Cons SD 59	2015	1.4	1.4	0.4	0.4	0.4	4	Recognition	
Cons HSD 230	2015	1.4	1.4	0.4	0.4	0.4	4	Recognition	The District achieved a profile score of 4.00 for the 2015 fiscal year.
Cook County SD 130	2015	1.4	1.05	0.3	0.4	0.3	3.45	Review	
Cornell CCSD 426	2015	1.4	1.4	0.3	0.4	0.3	3.8	Recognition	
Coulterville USD 1	2015	1.4	1.4	0.3	0.4	0.4	3.9	Recognition	

(FBRR = Fund Balance / Revenue Ratio - Weighting of 35%).[EXRV = Expenditures / Revenue Ratio - Weighting of 35%, DCOH = Days Cash on Hand - Weighting of 10%, STB = Short Term Borrowing - Weighting of 10%, and LTD = Long Term Debt - Weighting of 10%)

Note: Because Whiteside SD 115 did not submit an FY15 AFR, they are in the Financial Watch category.

<u>District Name</u>	<u>Data Year</u>	<u>FBRR</u>	<u>ERR</u>	<u>DCOH</u>	<u>STB</u>	<u>LTD</u>	<u>Total Score</u>	<u>Designation</u>	<u>District Comments</u>
Country Club Hills SD 160	2015	1.4	1.05	0.3	0.4	0.1	3.25	Review	
County of Union Sch Dist No43	2015	1.4	1.4	0.4	0.4	0.2	3.8	Recognition	
County of Winnebago SD 320	2015	1.4	1.05	0.4	0.4	0.2	3.45	Review	The South Beloit CUSD #320 continues to be fiscally conservative. We strive to receive the highest financial rating even though payments from the State of Illinois are slow and sometimes non-existent. We continually strive to offer a quality education to our students but with reduced revenues and increasing expenditures, students will be affected by necessary budget cuts.
County of Woodford School	2015	1.4	1.4	0.4	0.4	0.4	4	Recognition	
Cowden-Herrick CUSD 3A	2015	1.4	1.4	0.3	0.4	0.4	3.9	Recognition	
Crab Orchard CUSD 3	2015	1.05	1.05	0.2	0.4	0.2	2.9	Early Warning	
Crescent Iroquois CUSD 249	2015	1.4	0.7	0.3	0.4	0.4	3.2	Review	
Creston CCSD 161	2015	1.4	0.7	0.3	0.4	0.3	3.1	Review	
Crete Monee CUSD 201U	2015	1.4	1.05	0.3	0.4	0.1	3.25	Review	
Creve Coeur SD 76	2015	1.4	1.05	0.4	0.4	0.3	3.55	Recognition	
Crystal Lake CCSD 47	2015	1.4	1.4	0.4	0.4	0.3	3.9	Recognition	The District continues to effectively make us of limited resources within a changing environment.
Cumberland CUSD 77	2015	1.4	1.05	0.3	0.4	0.3	3.45	Review	
CUSD 200	2015	1.4	1.4	0.3	0.4	0.3	3.8	Recognition	
CUSD 201	2015	1.4	1.4	0.4	0.4	0.4	4	Recognition	
CUSD 3 Fulton County	2015	1.4	1.4	0.3	0.4	0.3	3.8	Recognition	
CUSD 300	2015	1.4	1.4	0.3	0.4	0.1	3.6	Recognition	The District has made great strides the past several years to stabilize its financial conditions.
CUSD 308	2015	1.05	1.05	0.3	0.4	0.1	2.9	Early Warning	
CUSD 4	2015	1.4	0.7	0.2	0.4	0.3	3	Early Warning	
Cypress SD 64	2015	1.4	1.05	0.3	0.4	0.4	3.55	Recognition	
Dakota CUSD 201	2015	1.4	1.05	0.2	0.4	0.4	3.45	Review	
Dallas ESD 327	2015	1.4	1.05	0.3	0.4	0.4	3.55	Recognition	If the State was able to pay the full General State Aid and make all mandated categorical payments, our district would have a perfect AFR Profile Score.
Dalzell SD 98	2015	1.4	1.05	0.3	0.4	0.4	3.55	Recognition	

(FBRR = Fund Balance / Revenue Ratio - Weighting of 35%).[EXRV = Expenditures / Revenue Ratio - Weighting of 35%, DCOH = Days Cash on Hand - Weighting of 10%, STB = Short Term Borrowing - Weighting of 10%, and LTD = Long Term Debt - Weighting of 10%)

Note: Because Whiteside SD 115 did not submit an FY15 AFR, they are in the Financial Watch category.

<u>District Name</u>	<u>Data Year</u>	<u>FBRR</u>	<u>ERR</u>	<u>DCOH</u>	<u>STB</u>	<u>LTD</u>	<u>Total Score</u>	<u>Designation</u>	<u>District Comments</u>
Damiansville SD 62	2015	1.05	1.05	0.2	0.4	0.1	2.8	Early Warning	
Danville CCSD 118	2015	1.4	1.4	0.3	0.4	0.2	3.7	Recognition	
Darien SD 61	2015	1.4	1.4	0.4	0.4	0.4	4	Recognition	
Decatur SD 61	2015	1.4	1.05	0.3	0.4	0.1	3.25	Review	The District only received 1 point from long term debt for having \$86.3 million in long term debt. Most of this debt is supported through a local sales tax. Only \$18.1 million is support through property taxes.
Deer Creek-Mackinaw CUSD 701	2015	1.4	1.05	0.3	0.4	0.3	3.45	Review	
Deer Park CCSD 82	2015	1.4	1.05	0.4	0.4	0.3	3.55	Recognition	
Deerfield SD 109	2015	1.4	1.4	0.4	0.4	0.4	4	Recognition	
DeKalb CUSD 428	2015	1.4	1.05	0.4	0.4	0.1	3.35	Review	The District's overall financial profile score has been negatively impacted by the Percent of Long-Term Debt Margin Remaining portion of the score calculation. The main reason for the low score is the drop in property values that the district has experienced. Between 2008 and 2014, equalized assessed valuations have decrease by over \$225,000,000 (over 26% decrease). During this same period of time, the District issued voter approved referendum bonds (\$108,000,000) to build a new elementary and high school. Consequently, increasing debt and lower property values have had an adverse effect on the District's financial profile score.
Deland-Weldon CUSD 57	2015	1.4	1.05	0.3	0.4	0.3	3.45	Review	
Delavan CUSD 703	2015	1.4	1.05	0.4	0.4	0.4	3.65	Recognition	Delays in the State of Illinois quarterly payments significantly impacted the overall financial profile score for Delavan #703.
DePue USD 103	2015	1.4	0.7	0.3	0.4	0.3	3.1	Review	
DeSoto Cons SD 86	2015	1.05	1.4	0.3	0.2	0.2	3.15	Review	
Diamond Lake SD 76	2015	1.4	1.4	0.4	0.4	0.4	4	Recognition	
Dieterich CUSD 30	2015	1.4	1.05	0.4	0.4	0.3	3.55	Recognition	
Dimmick CCSD 175	2015	1.4	1.4	0.4	0.4	0.3	3.9	Recognition	
District 50 Schools	2015	1.4	1.05	0.4	0.4	0.4	3.65	Recognition	
Dixon USD 170	2015	1.4	1.05	0.3	0.4	0.4	3.55	Recognition	
Dodds CCSD 7	2015	1.4	1.05	0.3	0.4	0.4	3.55	Recognition	
Dolton SD 148	2015	1.4	1.05	0.4	0.4	0.1	3.35	Review	

(FBRR = Fund Balance / Revenue Ratio - Weighting of 35%].[EXRV = Expenditures / Revenue Ratio - Weighting of 35%, DCOH = Days Cash on Hand - Weighting of 10%, STB = Short Term Borrowing - Weighting of 10%, and LTD = Long Term Debt - Weighting of 10%)

Note: Because Whiteside SD 115 did not submit an FY15 AFR, they are in the Financial Watch category.

<u>District Name</u>	<u>Data Year</u>	<u>FBRR</u>	<u>ERR</u>	<u>DCOH</u>	<u>STB</u>	<u>LTD</u>	<u>Total Score</u>	<u>Designation</u>	<u>District Comments</u>
Dolton SD 149	2015	1.4	0.7	0.2	0.4	0.1	2.8	Early Warning	Low property tax collection rates in the southern suburbs are contributing to recurring local revenue shortfalls.
Dongola USD 66	2015	0.7	0.7	0.1	0.4	0.4	2.3	Watch	
Donovan CUSD 3	2015	1.4	1.05	0.4	0.4	0.4	3.65	Recognition	
Downers Grove GSD 58	2015	1.4	1.4	0.3	0.4	0.4	3.9	Recognition	
Dunlap CUSD 323	2015	1.4	1.4	0.4	0.4	0.2	3.8	Recognition	
DuPage HSD 88	2015	1.4	1.4	0.4	0.4	0.2	3.8	Recognition	
Dupo CUSD 196	2015	1.4	1.4	0.3	0.4	0.1	3.6	Recognition	
Duquoin CUSD 300	2015	0.7	1.05	0.2	0.4	0.1	2.45	Watch	The district long-term debt limit was increased to 27% from 13.8% via a referendum and the district has issued alternate revenue bonds for its high school construction project that should not be included as part of the district's outstanding long-term debt. There would then change the score for the district's long-term debt margin and overall financial profile score.
Durand CUSD 322	2015	1.4	1.05	0.4	0.4	0.4	3.65	Recognition	
Dwight Common SD 232	2015	1.4	1.05	0.3	0.4	0.4	3.55	Recognition	
Dwight Twp HSD 230	2015	1.4	1.4	0.4	0.4	0.4	4	Recognition	
Earlville CUSD 9	2015	1.4	1.4	0.4	0.4	0.2	3.8	Recognition	
East Alton SD 13	2015	1.05	0.35	0.2	0.4	0.1	2.1	Watch	
East Alton-Wood River CHSD 14	2015	1.4	0.7	0.3	0.4	0.4	3.2	Review	
East Coloma - Nelson CESD 20	2015	1.4	1.05	0.4	0.4	0.3	3.55	Recognition	
East Dubuque USD 119	2015	1.4	1.4	0.4	0.4	0.4	4	Recognition	
East Maine SD 63	2015	1.4	1.4	0.4	0.4	0.4	4	Recognition	Changes to GSA, pension payments and property tax caps may have a significant negative impact on the District's future profile score.
East Moline SD 37	2015	1.4	1.05	0.3	0.4	0.2	3.35	Review	
East Peoria CHSD 309	2015	1.4	1.05	0.4	0.4	0.3	3.55	Recognition	
East Peoria SD 86	2015	1.4	1.05	0.4	0.4	0.2	3.45	Review	
East Prairie SD 73	2015	1.4	1.05	0.4	0.4	0.4	3.65	Recognition	
East St Louis SD 189	2015	1.4	1.4	0.3	0.4	0.1	3.6	Recognition	
Eastland CUSD 308	2015	1.4	1.4	0.4	0.4	0.3	3.9	Recognition	

(FBRR = Fund Balance / Revenue Ratio - Weighting of 35%).[EXRV = Expenditures / Revenue Ratio - Weighting of 35%, DCOH = Days Cash on Hand - Weighting of 10%, STB = Short Term Borrowing - Weighting of 10%, and LTD = Long Term Debt - Weighting of 10%)

Note: Because Whiteside SD 115 did not submit an FY15 AFR, they are in the Financial Watch category.

<u>District Name</u>	<u>Data Year</u>	<u>FBRR</u>	<u>ERR</u>	<u>DCOH</u>	<u>STB</u>	<u>LTD</u>	<u>Total Score</u>	<u>Designation</u>	<u>District Comments</u>
Edgar County CUD 6	2015	1.05	1.4	0.2	0.4	0.4	3.45	Review	
Edinburg CUSD 4	2015	1.4	1.4	0.4	0.4	0.4	4	Recognition	
Edwards County CUSD 1	2015	1.4	1.05	0.3	0.4	0.3	3.45	Review	
Edwardsville CUSD 7	2015	0.35	1.05	0.1	0.4	0.1	2	Watch	
Effingham CUSD 40	2015	1.4	1.05	0.4	0.4	0.4	3.65	Recognition	Effingham Unit #40 GSA has been cut \$2.946 million dollars since FY12. The District has reduced expenditures in excess of \$2.750 million dollars as well. However, with the lack of funding and support for education from the State, the learning environment is being negatively affected.
Egyptian CUSD 5	2015	1.4	1.4	0.4	0.4	0.4	4	Recognition	
El Paso-Gridley CUSD 11	2015	1.05	1.05	0.2	0.4	0.4	3.1	Review	EPG's Financial Profile suffers due to a lack of funding from the state. For the last five years Illinois has failed to fully fund it's obligations to Illinois schools. The impact on EPG is profound. Were the state to meet its' obligations for FY15 and FY16, EPG would have a balanced or surplus budget and achieve "Recognition" status in the Financial Profile.
Eldorado CUSD 4	2015	1.4	1.05	0.2	0.4	0.3	3.35	Review	
Elmhurst SD 205	2015	1.4	1.4	0.3	0.4	0.3	3.8	Recognition	
Elmwood CUSD 322	2015	1.4	1.4	0.3	0.4	0.3	3.8	Recognition	
Elmwood Park CUSD 401	2015	1.4	1.4	0.4	0.4	0.2	3.8	Recognition	
Elverado CUSD 196	2015	1.05	1.05	0.1	0.4	0.3	2.9	Early Warning	The Elverado School District is highly dependent on GSA to provide a quality education to students. However, the continued reduction in state funding has forced the district to reduce educational programming. Currently the district has made cuts that are detrimental to its ability to offer quality educational programming. Reductions in GSA and other state funding have resulted in deficit spending the last 5 years.
Elwood CCSD 203	2015	1.4	1.05	0.4	0.4	0.4	3.65	Recognition	
Emmons SD 33	2015	1.4	1.05	0.4	0.4	0.1	3.35	Review	An air conditioning project paid out of the Operation & Maint fund increased expenditures. State funds were also due by 6/30/15 but paid in fiscal year 2016.
Erie CUSD 1	2015	1.4	1.05	0.4	0.4	0.4	3.65	Recognition	
ESD 159	2015	1.4	1.4	0.4	0.4	0.1	3.7	Recognition	
Eswood CCSD 269	2015	1.4	1.05	0.4	0.4	0.4	3.65	Recognition	
Eureka CUD 140	2015	1.4	1.05	0.4	0.4	0.4	3.65	Recognition	

(FBRR = Fund Balance / Revenue Ratio - Weighting of 35%].[EXRV = Expenditures / Revenue Ratio - Weighting of 35%, DCOH = Days Cash on Hand - Weighting of 10%, STB = Short Term Borrowing - Weighting of 10%, and LTD = Long Term Debt - Weighting of 10%)

Note: Because Whiteside SD 115 did not submit an FY15 AFR, they are in the Financial Watch category.

<u>District Name</u>	<u>Data Year</u>	<u>FBRR</u>	<u>ERR</u>	<u>DCOH</u>	<u>STB</u>	<u>LTD</u>	<u>Total Score</u>	<u>Designation</u>	<u>District Comments</u>
Evanston CCSD 65	2015	1.05	1.05	0.2	0.4	0.3	3	Early Warning	
Evanston Twp HSD 202	2015	1.4	1.4	0.3	0.4	0.4	3.9	Recognition	
Evergreen Park CHSD 231	2015	1.4	1.4	0.4	0.4	0.4	4	Recognition	
Evergreen Park ESD 124	2015	1.4	0.7	0.3	0.4	0.3	3.1	Review	The reduction of the District's financial rating from Recognition to Review during the 2014-15 school year is a direct reflection of the negative financial impact of the Central Middle School capital renovation project. The total expenditures incurred during FY 2015 was \$6.0 million. Had the District not made the deliberate decision to incur these expenditures, the District's resulting overall financial score of 3.8 would have once again qualified us for the state's highest financial rating.
Ewing Northern CCSD 115	2015	1.4	1.05	0.4	0.4	0.3	3.55	Recognition	
Fairfield Comm H S Dist 225	2015	1.4	1.05	0.3	0.4	0.4	3.55	Recognition	
Fairfield PSD 112	2015	1.4	1.05	0.4	0.4	0.1	3.35	Review	
Fairmont SD 89	2015	1.4	1.4	0.4	0.4	0.3	3.9	Recognition	
Fairview SD 72	2015	1.4	1.4	0.4	0.4	0.4	4	Recognition	
Farmington Central CUSD 265	2015	1.4	1.05	0.4	0.4	0.4	3.65	Recognition	The District's financial score would have been a perfect 4.0 if the State would discontinue its practice of prorating General State Aid and Categorical payments. The District's Transportation revenue has fallen to the point that we have had to move money out of the Education Fund and into the Transportation Fund just to keep the fund solvent. The rural students of this state deserve better treatment.
Farrington CCSD 99	2015	1.4	0.7	0.3	0.4	0.4	3.2	Review	
Fenton CHSD 100	2015	1.4	1.05	0.4	0.4	0.4	3.65	Recognition	
Field CCSD 3	2015	1.4	1.05	0.3	0.4	0.4	3.55	Recognition	
Fieldcrest CUSD 6	2015	1.05	1.4	0.2	0.4	0.4	3.45	Review	The District has taken significant steps to overcome the district's financial shortfalls of recent years.
Fisher CUSD 1	2015	1.4	1.05	0.4	0.4	0.1	3.35	Review	
Flanagan-Cornell Dist 74	2015	1.05	1.05	0.2	0.4	0.4	3.1	Review	
Flora CUSD 35	2015	1.4	1.4	0.4	0.4	0.1	3.7	Recognition	
Flossmoor SD 161	2015	1.4	1.05	0.4	0.4	0.3	3.55	Recognition	
Ford Heights SD 169	2015	1.4	1.05	0.4	0.4	0.1	3.35	Review	

(FBRR = Fund Balance / Revenue Ratio - Weighting of 35%].[EXRV = Expenditures / Revenue Ratio - Weighting of 35%, DCOH = Days Cash on Hand - Weighting of 10%, STB = Short Term Borrowing - Weighting of 10%, and LTD = Long Term Debt - Weighting of 10%)

Note: Because Whiteside SD 115 did not submit an FY15 AFR, they are in the Financial Watch category.

<u>District Name</u>	<u>Data Year</u>	<u>FBRR</u>	<u>ERR</u>	<u>DCOH</u>	<u>STB</u>	<u>LTD</u>	<u>Total Score</u>	<u>Designation</u>	<u>District Comments</u>
Forest Park SD 91	2015	1.4	1.05	0.4	0.4	0.4	3.65	Recognition	
Forest Ridge SD 142	2015	1.4	1.05	0.4	0.4	0.2	3.45	Review	
Forrestville Valley CUSD 221	2015	1.4	1.4	0.4	0.4	0.3	3.9	Recognition	
Fox Lake GSD 114	2015	1.4	1.05	0.3	0.4	0.2	3.35	Review	
Fox River Grove Cons SD 3	2015	1.4	1.4	0.4	0.4	0.3	3.9	Recognition	
Frankfort CCSD 157C	2015	1.4	1.4	0.4	0.4	0.3	3.9	Recognition	
Frankfort CUSD 168	2015	0.35	1.05	0.1	0.4	0.4	2.3	Watch	
Franklin CUSD 1	2015	1.4	1.05	0.4	0.4	0.4	3.65	Recognition	
Franklin Park SD 84	2015	1.4	1.05	0.4	0.4	0.3	3.55	Recognition	
Freeburg CCSD 70	2015	1.4	1.05	0.4	0.4	0.4	3.65	Recognition	
Freeburg CHSD 77	2015	1.4	0.7	0.3	0.4	0.3	3.1	Review	
Freeport SD 145	2015	1.05	1.05	0.2	0.4	0.3	3	Early Warning	Another year of the state not paying what it should has further eroded our fund balances.
Fremont SD 79	2015	1.4	1.4	0.4	0.4	0.3	3.9	Recognition	Long term debt service is progressing in accordance with the voter approved debt schedule.
Galatia CUSD 1	2015	1.4	1.05	0.3	0.4	0.4	3.55	Recognition	
Galena USD 120	2015	1.4	1.4	0.3	0.4	0.4	3.9	Recognition	
Galesburg CUSD 205	2015	1.4	1.05	0.3	0.4	0.1	3.25	Review	
Gallatin CUSD 7	2015	1.4	1.4	0.3	0.4	0.4	3.9	Recognition	
Galva CUSD 224	2015	1.4	1.4	0.4	0.4	0.4	4	Recognition	
Gardner CCSD 72C	2015	1.4	1.05	0.4	0.4	0.4	3.65	Recognition	
Gardner S Wilmington Twp HSD 7	2015	1.4	1.05	0.4	0.4	0.4	3.65	Recognition	
Gavin SD 37	2015	1.4	1.05	0.3	0.4	0.3	3.45	Review	
Geff CCSD 14	2015	1.4	1.05	0.4	0.4	0.4	3.65	Recognition	
Gen George Patton SD 133	2015	1.4	1.4	0.4	0.4	0.1	3.7	Recognition	
Geneseo CUSD 228	2015	1.4	1.05	0.3	0.4	0.4	3.55	Recognition	The Board of Education and staff have worked diligently to be responsive to both the student population and local taxpayers, despite an ongoing trend of late pro-rated, and inadequate state funding.

(FBRR = Fund Balance / Revenue Ratio - Weighting of 35%].[EXRV = Expenditures / Revenue Ratio - Weighting of 35%, DCOH = Days Cash on Hand - Weighting of 10%, STB = Short Term Borrowing - Weighting of 10%, and LTD = Long Term Debt - Weighting of 10%)

Note: Because Whiteside SD 115 did not submit an FY15 AFR, they are in the Financial Watch category.

<u>District Name</u>	<u>Data Year</u>	<u>FBRR</u>	<u>ERR</u>	<u>DCOH</u>	<u>STB</u>	<u>LTD</u>	<u>Total Score</u>	<u>Designation</u>	<u>District Comments</u>
Geneva CUSD 304	2015	1.4	1.4	0.4	0.4	0.1	3.7	Recognition	
Genoa Kingston CUSD 424	2015	1.4	1.05	0.4	0.4	0.4	3.65	Recognition	
Georgetown-Ridge Farm CUD 4	2015	0.7	1.05	0.2	0.4	0.4	2.75	Early Warning	
Germantown Hills SD 69	2015	1.4	1.05	0.4	0.4	0.4	3.65	Recognition	
Germantown SD 60	2015	1.4	1.05	0.4	0.4	0.4	3.65	Recognition	
Giant City CCSD 130	2015	1.4	1.05	0.3	0.4	0.3	3.45	Review	
Gibson City-Melvin-Sibley CUSD 5	2015	1.4	1.4	0.4	0.4	0.3	3.9	Recognition	
Gifford CCSD 188	2015	1.4	1.05	0.4	0.4	0.3	3.55	Recognition	
Gillespie CUSD 7	2015	1.4	0.7	0.3	0.4	0.1	2.9	Early Warning	
Glen Ellyn SD 41	2015	1.05	1.4	0.4	0.4	0.4	3.65	Recognition	
Glenbard Twp HSD 87	2015	1.4	1.4	0.4	0.4	0.4	4	Recognition	District 87 administration has reviewed this information and concurs with the findings. Further, District 87 is pleased to report that the District has achieved Recognition Status 9 years in a row.
Glencoe SD 35	2015	1.4	1.4	0.4	0.4	0.3	3.9	Recognition	
Glenview CCSD 34	2015	1.4	1.4	0.4	0.4	0.4	4	Recognition	
Golf ESD 67	2015	1.4	1.4	0.4	0.4	0.2	3.8	Recognition	
Goreville CUD 1	2015	1.4	1.05	0.4	0.4	0.2	3.45	Review	
Gower SD 62	2015	1.4	1.4	0.4	0.4	0.4	4	Recognition	
Grand Prairie CCSD 6	2015	0.7	0.7	0.1	0.4	0.4	2.3	Watch	
Grand Ridge CCSD 95	2015	1.4	1.4	0.4	0.4	0.3	3.9	Recognition	
Granite City CUSD 9	2015	1.05	1.05	0.2	0.4	0.3	3	Early Warning	
Grant CCSD 110	2015	1.05	0.35	0.2	0.4	0.3	2.3	Watch	
Grant CHSD 124	2015	1.4	1.05	0.4	0.4	0.3	3.55	Recognition	
Grant Park CUSD 6	2015	1.4	1.4	0.4	0.4	0.3	3.9	Recognition	
Grass Lake SD 36	2015	1.4	1.4	0.4	0.4	0.4	4	Recognition	
Grayslake CCSD 46	2015	1.4	1.4	0.3	0.4	0.1	3.6	Recognition	
Grayslake CHSD 127	2015	1.4	1.4	0.4	0.4	0.1	3.7	Recognition	

(FBRR = Fund Balance / Revenue Ratio - Weighting of 35%].[EXRV = Expenditures / Revenue Ratio - Weighting of 35%, DCOH = Days Cash on Hand - Weighting of 10%, STB = Short Term Borrowing - Weighting of 10%, and LTD = Long Term Debt - Weighting of 10%)

Note: Because Whiteside SD 115 did not submit an FY15 AFR, they are in the Financial Watch category.

<u>District Name</u>	<u>Data Year</u>	<u>FBRR</u>	<u>ERR</u>	<u>DCOH</u>	<u>STB</u>	<u>LTD</u>	<u>Total Score</u>	<u>Designation</u>	<u>District Comments</u>
Grayville CUSD 1	2015	1.4	1.05	0.3	0.4	0.3	3.45	Review	The District is happy to be maintaining a Financial Profile Designation of 3.45; however, this is becoming increasingly more difficult each year. Lack of funds owed to District's by the State, along with increased unfunded mandates will continue to negatively impact Districts and reduce Financial Profile Designations.
Greenfield CUSD 10	2015	1.4	1.05	0.3	0.4	0.4	3.55	Recognition	
Greenview CUSD 200	2015	1.4	1.4	0.4	0.4	0.4	4	Recognition	The District strives to be fiscally responsible as we navigate through these difficult financial situations.
Griggsville-Perry CUSD 4	2015	1.05	1.05	0.2	0.4	0.1	2.8	Early Warning	Profile score has increased since last year. Board and District are striving to improve and sustain financial stability.
Gurnee SD 56	2015	1.4	1.05	0.4	0.4	0.1	3.35	Review	
Hall HSD 502	2015	1.05	1.05	0.2	0.4	0.1	2.8	Early Warning	
Hamilton CCSD 328	2015	1.05	0.7	0.2	0.4	0.4	2.75	Early Warning	
Hamilton Co CUSD 10	2015	0.7	1.05	0.1	0.4	0.4	2.65	Early Warning	
Hampton SD 29	2015	1.4	1.05	0.4	0.4	0.3	3.55	Recognition	
Hardin County CUSD 1	2015	0.7	1.05	0.1	0.4	0.4	2.65	Early Warning	
Harlem UD 122	2015	0.7	1.4	0.3	0.4	0.3	3.1	Review	
Harmony Emge SD 175	2015	1.05	1.05	0.2	0.4	0.2	2.9	Early Warning	
Harrisburg CUSD 3	2015	0.7	1.05	0.2	0.4	0.2	2.55	Watch	
Harrison SD 36	2015	1.4	1.4	0.4	0.4	0.2	3.8	Recognition	
Hartsburg Emden CUSD 21	2015	1.4	1.4	0.4	0.4	0.4	4	Recognition	
Harvard CUSD 50	2015	1.4	1.4	0.4	0.4	0.1	3.7	Recognition	
Harvey SD 152	2015	1.4	1.05	0.4	0.4	0.4	3.65	Recognition	Harvey Public Schools District 152 remains financially sound. For the tenth year in a row, the District has retained its "Financial Recognition" status from the Illinois State Board of Education. All of this can be attributed to a collaborative effort between the Board of Education and the Administration in developing annual budgets that are balanced, yet fiscally conservative meeting the demands of the dynamic educational programs the District offers. Through strong fiscal policy, the long-term financial plan maintains healthy fund balances that will support an educational environment for our students that is nothing but exceptional.
Havana CUSD 126	2015	1.4	1.05	0.4	0.4	0.3	3.55	Recognition	

(FBRR = Fund Balance / Revenue Ratio - Weighting of 35%).[EXRV = Expenditures / Revenue Ratio - Weighting of 35%, DCOH = Days Cash on Hand - Weighting of 10%, STB = Short Term Borrowing - Weighting of 10%, and LTD = Long Term Debt - Weighting of 10%)

Note: Because Whiteside SD 115 did not submit an FY15 AFR, they are in the Financial Watch category.

<u>District Name</u>	<u>Data Year</u>	<u>FBRR</u>	<u>ERR</u>	<u>DCOH</u>	<u>STB</u>	<u>LTD</u>	<u>Total Score</u>	<u>Designation</u>	<u>District Comments</u>
Hawthorn CCSD 73	2015	1.4	1.05	0.4	0.4	0.3	3.55	Recognition	District 73 is financially sound, and will continue to operate in a fiscally responsible way to maintain this status.
Hazel Crest SD 152-5	2015	1.4	1.05	0.4	0.4	0.1	3.35	Review	
Henry-Senachwine CUSD 5	2015	1.4	1.4	0.4	0.4	0.4	4	Recognition	
Heritage CUSD 8	2015	1.4	1.05	0.4	0.4	0.2	3.45	Review	
Herrin CUSD 4	2015	0.7	1.05	0.2	0.4	0.1	2.45	Watch	
Herscher CUSD 2	2015	1.4	1.05	0.4	0.4	0.3	3.55	Recognition	
Heyworth CUSD 4	2015	1.4	1.05	0.3	0.4	0.2	3.35	Review	
Hiawatha CUSD 426	2015	1.4	1.05	0.4	0.4	0.2	3.45	Review	
High Mount SD 116	2015	1.05	1.05	0.2	0.4	0.2	2.9	Early Warning	
Highland CUSD 5	2015	1.05	1.05	0.2	0.4	0.3	3	Early Warning	
Hillsboro CUSD 3	2015	1.05	1.05	0.2	0.4	0.3	3	Early Warning	
Hillside SD 93	2015	1.4	1.05	0.4	0.4	0.4	3.65	Recognition	
Hinckley Big Rock CUSD 429	2015	1.4	1.05	0.4	0.4	0.1	3.35	Review	Hinckley-Big Rock CUSD #429 completed a lighting and controls project during FY15 with a total project cost of \$982,299. We used \$582,299 from our reserves to fund the project, which provides further insight into our expenditures to revenue ratio calculation for our financial profile designation. Other factors influencing our deficit are a result of the State of Illinois changing our revenue stream mid-year and not making the fourth mandated categorical payment in FY15. This resulted in a total revenue loss of \$191,335.
Hinsdale CCSD 181	2015	1.4	1.4	0.3	0.4	0.3	3.8	Recognition	
Hinsdale Twp HSD 86	2015	1.05	1.05	0.4	0.4	0.4	3.3	Review	
Hollis Cons SD 328	2015	1.4	1.4	0.4	0.4	0.4	4	Recognition	
Homer CCSD 33C	2015	1.4	1.05	0.3	0.4	0.4	3.55	Recognition	
Homewood Flossmoor CHSD 233	2015	1.4	1.05	0.4	0.4	0.1	3.35	Review	
Homewood SD 153	2015	1.4	1.05	0.3	0.4	0.1	3.25	Review	
Hononegah CHD 207	2015	1.4	1.05	0.3	0.4	0.4	3.55	Recognition	
Hoopeston Area CUSD 11	2015	1.4	1.05	0.4	0.4	0.4	3.65	Recognition	

(FBRR = Fund Balance / Revenue Ratio - Weighting of 35%].[EXRV = Expenditures / Revenue Ratio - Weighting of 35%, DCOH = Days Cash on Hand - Weighting of 10%, STB = Short Term Borrowing - Weighting of 10%, and LTD = Long Term Debt - Weighting of 10%)

Note: Because Whiteside SD 115 did not submit an FY15 AFR, they are in the Financial Watch category.

<u>District Name</u>	<u>Data Year</u>	<u>FBRR</u>	<u>ERR</u>	<u>DCOH</u>	<u>STB</u>	<u>LTD</u>	<u>Total Score</u>	<u>Designation</u>	<u>District Comments</u>
Hoover-Schrum Memorial SD 157	2015	1.4	1.05	0.3	0.4	0.1	3.25	Review	Hoover-Schrum Memorial School District 157 is continuing to strive to improve our financial situation to Financial Recognition. While our spending has remained constant, the Tax Caps, declining EAV and revenue has had an impact on our overall revenue. We will continue to submit balanced school budgets and regulate our spending within the budget.
Hoyleton Cons SD 29	2015	1.4	1.05	0.4	0.4	0.4	3.65	Recognition	
Huntley Comm Sch Dist 158	2015	1.4	1.4	0.3	0.4	0.2	3.7	Recognition	
Hutsonville CUSD 1	2015	1.4	1.05	0.3	0.4	0.3	3.45	Review	
Il Valley Central USD 321	2015	1.4	1.4	0.4	0.4	0.3	3.9	Recognition	
Illini Bluffs CUSD 327	2015	1.4	1.05	0.4	0.4	0.3	3.55	Recognition	
Illini Central CUSD 189	2015	1.4	1.4	0.4	0.4	0.3	3.9	Recognition	
Illini West H S Dist 307	2015	1.4	1.05	0.4	0.4	0.4	3.65	Recognition	
Ina CCSD 8	2015	1.4	0.35	0.2	0.4	0.4	2.75	Early Warning	
Indian Creek CUSD 425	2015	1.4	1.4	0.4	0.4	0.4	4	Recognition	
Indian Prairie CUSD 204	2015	1.4	1.4	0.3	0.4	0.3	3.8	Recognition	
Indian Springs SD 109	2015	1.4	1.05	0.4	0.4	0.3	3.55	Recognition	
Iroquois County CUSD 9	2015	1.4	1.05	0.4	0.4	0.4	3.65	Recognition	
Iroquois West CUSD 10	2015	1.4	1.05	0.4	0.4	0.4	3.65	Recognition	
Irvington CCSD 11	2015	1.4	1.4	0.3	0.4	0.4	3.9	Recognition	
Itasca SD 10	2015	1.4	1.05	0.4	0.4	0.3	3.55	Recognition	
Iuka CCSD 7	2015	1.4	1.05	0.3	0.4	0.4	3.55	Recognition	
J S Morton HSD 201	2015	1.4	1.4	0.4	0.4	0.2	3.8	Recognition	
Jacksonville SD 117	2015	1.4	1.4	0.4	0.4	0.4	4	Recognition	
Jamaica CUSD 12	2015	1.4	1.05	0.3	0.4	0.4	3.55	Recognition	
Jasper CCSD 17	2015	1.4	1.05	0.4	0.4	0.1	3.35	Review	
Jasper County CUD 1	2015	1.05	0.7	0.2	0.4	0.3	2.65	Early Warning	

(FBRR = Fund Balance / Revenue Ratio - Weighting of 35%).[EXRV = Expenditures / Revenue Ratio - Weighting of 35%, DCOH = Days Cash on Hand - Weighting of 10%, STB = Short Term Borrowing - Weighting of 10%, and LTD = Long Term Debt - Weighting of 10%)

Note: Because Whiteside SD 115 did not submit an FY15 AFR, they are in the Financial Watch category.

<u>District Name</u>	<u>Data Year</u>	<u>FBRR</u>	<u>ERR</u>	<u>DCOH</u>	<u>STB</u>	<u>LTD</u>	<u>Total Score</u>	<u>Designation</u>	<u>District Comments</u>
Jersey CUSD 100	2015	1.05	1.05	0.2	0.4	0.3	3	Early Warning	Jersey 100's financial profile score fell from Review to Early Warning in 2015 due to the formula calculations. Our fund balance to revenue ratio slightly missed the 25% margin by .017%, resulting in a score of three. A significant change in district finances occurred during 2015, which resulted in the reduction of expenditures from \$1,908,481 to \$550,852. Thus, a 28.9% reduction in expenditures occurred in 2015. The district also experienced a decrease in state and federal funding by \$460,000. Had the district received that funding, the expenditures to revenue would have decreased more significantly by \$90,852, a difference between the lowest risk versus medium risk. The long-term debt margin decreased significantly, as \$1,618,897 in debt was retired in 2015. The district thinks having 90 days cash on hand is optimal, but we fell at 81.5 days, which resulted in the score of two. Overall, the district has made tremendous strides to attempt to balance the budget. Having to create an estimated budget in September without the knowledge of state funding continues to be the greatest challenge.
Johnsburg CUSD 12	2015	0.35	1.05	0.1	0.4	0.1	2	Watch	
Johnston City CUSD 1	2015	1.05	1.4	0.2	0.4	0.1	3.15	Review	The District has worked in cooperation with staff to raise the financial profile score.
Joliet PSD 86	2015	1.4	1.4	0.3	0.4	0.1	3.6	Recognition	
Joliet Twp HSD 204	2015	1.4	1.4	0.4	0.4	0.2	3.8	Recognition	
Joppa-Maple Grove UD 38	2015	1.4	1.4	0.4	0.4	0.4	4	Recognition	
Kaneland CUSD 302	2015	1.05	1.4	0.4	0.4	0.1	3.35	Review	
Kankakee SD 111	2015	1.05	1.05	0.2	0.4	0.3	3	Early Warning	
Kansas CUSD 3	2015	1.4	1.05	0.3	0.4	0.3	3.45	Review	
Keeneyville SD 20	2015	1.4	1.4	0.4	0.4	0.4	4	Recognition	
Kell Cons SD 2	2015	1.4	1.05	0.3	0.4	0.4	3.55	Recognition	
Kenilworth SD 38	2015	1.4	1.4	0.4	0.4	0.3	3.9	Recognition	
Kewanee CUSD 229	2015	1.4	1.4	0.4	0.4	0.3	3.9	Recognition	
Kildeer Countryside CCSD 96	2015	1.4	1.4	0.4	0.4	0.4	4	Recognition	
Kings Cons SD 144	2015	1.4	1.4	0.4	0.4	0.3	3.9	Recognition	
Kinnikinnick CCSD 131	2015	1.4	1.05	0.4	0.4	0.4	3.65	Recognition	
Kirby SD 140	2015	1.4	1.05	0.4	0.4	0.4	3.65	Recognition	

(FBRR = Fund Balance / Revenue Ratio - Weighting of 35%].[EXRV = Expenditures / Revenue Ratio - Weighting of 35%, DCOH = Days Cash on Hand - Weighting of 10%, STB = Short Term Borrowing - Weighting of 10%, and LTD = Long Term Debt - Weighting of 10%)

Note: Because Whiteside SD 115 did not submit an FY15 AFR, they are in the Financial Watch category.

<u>District Name</u>	<u>Data Year</u>	<u>FBRR</u>	<u>ERR</u>	<u>DCOH</u>	<u>STB</u>	<u>LTD</u>	<u>Total Score</u>	<u>Designation</u>	<u>District Comments</u>
Knoxville CUSD 202	2015	1.4	1.05	0.4	0.4	0.1	3.35	Review	
Komarek SD 94	2015	1.4	1.05	0.3	0.4	0.2	3.35	Review	
La Grange SD 102	2015	1.4	0.7	0.2	0.4	0.2	2.9	Early Warning	
La Grange SD 105 South	2015	1.4	1.4	0.4	0.4	0.2	3.8	Recognition	
La Harpe CSD 347	2015	1.4	0.7	0.3	0.4	0.1	2.9	Early Warning	While our expenditures have been relatively predictable, the revenues we receive from the State have not. If it were not for the General State Aid proration, or not receiving all of our mandated categorical payments, our District would be in much better financial shape.
La Moille CUSD 303	2015	1.4	1.05	0.4	0.4	0.4	3.65	Recognition	
La Salle ESD 122	2015	1.4	1.05	0.3	0.4	0.4	3.55	Recognition	
La Salle-Peru Twp HSD 120	2015	1.4	1.05	0.4	0.4	0.4	3.65	Recognition	
Ladd CCSD 94	2015	1.4	1.05	0.4	0.4	0.3	3.55	Recognition	
LaGrange Highlands SD 106	2015	1.4	1.4	0.4	0.4	0.4	4	Recognition	
Lake Bluff ESD 65	2015	1.4	1.4	0.4	0.4	0.2	3.8	Recognition	
Lake Forest CHSD 115	2015	1.05	1.4	0.4	0.4	0.3	3.55	Recognition	
Lake Forest SD 67	2015	1.05	1.4	0.4	0.4	0.4	3.65	Recognition	
Lake Park CHSD 108	2015	1.4	1.4	0.4	0.4	0.3	3.9	Recognition	
Lake Villa CCSD 41	2015	1.4	1.05	0.4	0.4	0.3	3.55	Recognition	
Lake Zurich CUSD 95	2015	1.4	1.4	0.4	0.4	0.4	4	Recognition	
Lansing SD 158	2015	1.4	1.4	0.4	0.4	0.2	3.8	Recognition	
Laraway CCSD 70C	2015	1.4	1.4	0.4	0.4	0.4	4	Recognition	
Lawrence County CUD 20	2015	1.4	1.05	0.3	0.4	0.1	3.25	Review	
Lebanon CUSD 9	2015	1.4	1.05	0.2	0.4	0.1	3.15	Review	
Leland CUSD 1	2015	1.4	1.4	0.4	0.4	0.3	3.9	Recognition	
Lemont Twp HSD 210	2015	1.4	1.05	0.4	0.4	0.2	3.45	Review	
Lemont-Bromberek CSD 113A	2015	1.4	1.4	0.4	0.4	0.4	4	Recognition	
Lena Winslow CUSD 202	2015	1.4	1.4	0.4	0.4	0.3	3.9	Recognition	

(FBRR = Fund Balance / Revenue Ratio - Weighting of 35%).[EXRV = Expenditures / Revenue Ratio - Weighting of 35%, DCOH = Days Cash on Hand - Weighting of 10%, STB = Short Term Borrowing - Weighting of 10%, and LTD = Long Term Debt - Weighting of 10%)

Note: Because Whiteside SD 115 did not submit an FY15 AFR, they are in the Financial Watch category.

<u>District Name</u>	<u>Data Year</u>	<u>FBRR</u>	<u>ERR</u>	<u>DCOH</u>	<u>STB</u>	<u>LTD</u>	<u>Total Score</u>	<u>Designation</u>	<u>District Comments</u>
LeRoy CUSD 2	2015	1.4	1.05	0.3	0.4	0.2	3.35	Review	
Lewistown CUSD 97	2015	1.4	1.4	0.3	0.4	0.4	3.9	Recognition	
Lexington CUSD 7	2015	1.4	1.05	0.3	0.4	0.2	3.35	Review	
Leyden CHSD 212	2015	1.4	1.4	0.4	0.4	0.4	4	Recognition	
Liberty CUSD 2	2015	1.4	1.05	0.3	0.4	0.4	3.55	Recognition	
Libertyville SD 70	2015	1.4	1.05	0.4	0.4	0.4	3.65	Recognition	Late payments from the State of Illinois continue to have an adverse effect on the District.
Lick Creek CCSD 16	2015	1.4	1.05	0.3	0.4	0.2	3.35	Review	
Limestone CHSD 310	2015	1.4	1.05	0.3	0.4	0.4	3.55	Recognition	
Limestone Walters CCSD 316	2015	1.4	1.05	0.4	0.4	0.4	3.65	Recognition	Our Expenditure to Revenue ratio is high due to some building projects that were paid with funds on hand. No bonds were issued for this work.
Lincoln CHSD 404	2015	1.4	1.4	0.4	0.4	0.3	3.9	Recognition	
Lincoln ESD 156	2015	1.4	1.05	0.4	0.4	0.1	3.35	Review	
Lincoln ESD 27	2015	1.4	1.4	0.4	0.4	0.1	3.7	Recognition	
Lincoln Way CHSD 210	2015	0.7	1.05	0.1	0.4	0.1	2.35	Watch	
Lincolnshire-Prairieview SD 103	2015	1.4	1.4	0.4	0.4	0.4	4	Recognition	
Lincolnwood SD 74	2015	1.4	1.05	0.4	0.4	0.4	3.65	Recognition	
Lindop SD 92	2015	1.4	1.4	0.4	0.4	0.2	3.8	Recognition	
Lisbon CCSD 90	2015	1.4	1.05	0.4	0.4	0.4	3.65	Recognition	
Lisle CUSD 202	2015	1.4	1.4	0.4	0.4	0.4	4	Recognition	
Litchfield CUSD 12	2015	1.4	1.4	0.3	0.4	0.4	3.9	Recognition	
Lockport SD 91	2015	1.4	1.4	0.4	0.4	0.2	3.8	Recognition	The Board of Education continues to focus on finances and being good stewards of the district resources.
Lockport Twp HSD 205	2015	1.4	1.4	0.4	0.4	0.4	4	Recognition	
Lombard SD 44	2015	1.4	1.4	0.4	0.4	0.4	4	Recognition	
Lostant CUSD 425	2015	1.4	1.05	0.4	0.4	0.4	3.65	Recognition	
Lowpoint-Washburn CUSD 21	2015	1.4	1.05	0.3	0.4	0.4	3.55	Recognition	
Ludlow CCSD 142	2015	1.4	1.4	0.4	0.4	0.4	4	Recognition	

(FBRR = Fund Balance / Revenue Ratio - Weighting of 35%].[EXRV = Expenditures / Revenue Ratio - Weighting of 35%, DCOH = Days Cash on Hand - Weighting of 10%, STB = Short Term Borrowing - Weighting of 10%, and LTD = Long Term Debt - Weighting of 10%)

Note: Because Whiteside SD 115 did not submit an FY15 AFR, they are in the Financial Watch category.

<u>District Name</u>	<u>Data Year</u>	<u>FBRR</u>	<u>ERR</u>	<u>DCOH</u>	<u>STB</u>	<u>LTD</u>	<u>Total Score</u>	<u>Designation</u>	<u>District Comments</u>
Lyons SD 103	2015	1.4	1.4	0.3	0.4	0.3	3.8	Recognition	
Lyons Twp HSD 204	2015	1.4	1.4	0.4	0.4	0.4	4	Recognition	
Macomb CUSD 185	2015	1.4	1.4	0.4	0.4	0.4	4	Recognition	Maintaining the District financial profile score is a top priority.
Madison CUSD 12	2015	1.05	1.05	0.2	0.4	0.2	2.9	Early Warning	
Maercker SD 60	2015	1.4	1.4	0.4	0.4	0.3	3.9	Recognition	Maercker School District 60 continues to be good stewards of taxpayer dollars and continues to manage expenditures well. We are proud of our financial position and strive to maintain fiscal responsibility.
Mahomet-Seymour CUSD 3	2015	1.4	1.05	0.2	0.4	0.2	3.25	Review	
Maine Township HSD 207	2015	1.4	1.05	0.4	0.4	0.4	3.65	Recognition	The District had a planned deficit for a one-time construction project. This deficit, was covered by Fund Balance.
Malden CCSD 84	2015	1.4	1.4	0.4	0.4	0.4	4	Recognition	Malden CCSD#84 continues to make tough but necessary choices to keep the district in sound financial status.
Manhattan SD 114	2015	1.4	1.05	0.4	0.4	0.2	3.45	Review	
Mannheim SD 83	2015	1.4	1.4	0.4	0.4	0.1	3.7	Recognition	
Manteno CUSD 5	2015	1.4	1.4	0.4	0.4	0.1	3.7	Recognition	
Marengo CHSD 154	2015	1.4	1.05	0.4	0.4	0.4	3.65	Recognition	
Marengo-Union E Cons D 165	2015	1.4	1.4	0.4	0.4	0.4	4	Recognition	
Marion CUSD 2	2015	1.05	1.4	0.2	0.4	0.3	3.35	Review	
Marissa CUSD 40	2015	1.05	1.05	0.2	0.4	0.4	3.1	Review	District 40 continues to monitor its financial health. However, the State of Illinois continues to prorate General State Aid. District 40 is heavily reliant upon General State Aid.
Maroa Forsyth CUSD 2	2015	1.05	1.05	0.2	0.4	0.1	2.8	Early Warning	
Marquardt SD 15	2015	1.4	1.4	0.4	0.4	0.3	3.9	Recognition	
Marseilles ESD 150	2015	1.4	1.4	0.4	0.4	0.4	4	Recognition	
Marshall CUSD 2C	2015	1.4	1.05	0.3	0.4	0.3	3.45	Review	
Martinsville CUSD 3C	2015	1.4	1.4	0.3	0.4	0.1	3.6	Recognition	
Mascoutah CUD 19	2015	1.4	1.05	0.4	0.4	0.1	3.35	Review	
Massac UD 1	2015	1.4	1.05	0.3	0.4	0.3	3.45	Review	
Matteson ESD 162	2015	1.4	1.4	0.3	0.4	0.1	3.6	Recognition	

(FBRR = Fund Balance / Revenue Ratio - Weighting of 35%].[EXRV = Expenditures / Revenue Ratio - Weighting of 35%, DCOH = Days Cash on Hand - Weighting of 10%, STB = Short Term Borrowing - Weighting of 10%, and LTD = Long Term Debt - Weighting of 10%)

Note: Because Whiteside SD 115 did not submit an FY15 AFR, they are in the Financial Watch category.

<u>District Name</u>	<u>Data Year</u>	<u>FBRR</u>	<u>ERR</u>	<u>DCOH</u>	<u>STB</u>	<u>LTD</u>	<u>Total Score</u>	<u>Designation</u>	<u>District Comments</u>
Mattoon CUSD 2	2015	1.05	0.7	0.2	0.4	0.3	2.65	Early Warning	This procedure to determine the financial profile of a school district is not representative of the district's finances as it only looks at a snapshot of the district on a specific date. In addition, our district had \$2,997,345 in bonds for two roof projects that auditors did not allow us to claim as revenue, but we DID have to include the roof expenses of \$283,035 for FY 15 with the remaining \$2,667,929 to be expended in FY 16. Not allowing the almost \$3 million in revenue significantly decreased our financial profile score. In addition, the financial condition of the State of Illinois continues to hurt local district finances when categorical payments are delayed and general state aid is prorated.
Maywood-Melrose Park-Broadview 89	2015	1.4	1.05	0.3	0.4	0.1	3.25	Review	District 89 undertook a major reorganization in 2014-15 that resulted in the creation of two middle schools, a dual language academy, and six K-5 buildings. The reorganization required the careful planning of additional staff, transportation, and building modifications-all of which had an impact on the financial designation. The district is carefully budgeting future expenditures and revenues to ensure the sound financial future of the district.
Mazon-Verona-Kinsman ESD 2C	2015	1.4	1.05	0.4	0.4	0.4	3.65	Recognition	
McClellan CCSD 12	2015	1.4	0.7	0.3	0.4	0.2	3	Early Warning	
McHenry CCSD 15	2015	1.4	1.4	0.4	0.4	0.3	3.9	Recognition	
McHenry CHSD 156	2015	1.4	1.4	0.4	0.4	0.3	3.9	Recognition	
McLean County USD 5	2015	1.05	1.05	0.2	0.4	0.2	2.9	Early Warning	Years of prorated funding have taken a toll on all school districts in Illinois. Actual profile scores should be adjusted to show what they would have been with adequate funding from the State.
Medinah SD 11	2015	1.4	1.4	0.4	0.4	0.3	3.9	Recognition	
Mendota CCSD 289	2015	1.4	1.05	0.4	0.4	0.3	3.55	Recognition	
Mendota Twp HSD 280	2015	1.4	1.05	0.4	0.4	0.3	3.55	Recognition	
Mercer County School District 404	2015	1.4	1.4	0.3	0.4	0.4	3.9	Recognition	
Meredosia-Chambersburg CUSD 1	2015	1.4	1.05	0.4	0.4	0.4	3.65	Recognition	
Meridian CUSD 101	2015	1.05	1.05	0.2	0.4	0.1	2.8	Early Warning	
Meridian CUSD 15	2015	1.05	1.05	0.2	0.4	0.1	2.8	Early Warning	
Meridian CUSD 223	2015	1.4	1.4	0.3	0.4	0.3	3.8	Recognition	
Metamora CCSD 1	2015	1.4	1.05	0.3	0.4	0.1	3.25	Review	

(FBRR = Fund Balance / Revenue Ratio - Weighting of 35%).[EXRV = Expenditures / Revenue Ratio - Weighting of 35%, DCOH = Days Cash on Hand - Weighting of 10%, STB = Short Term Borrowing - Weighting of 10%, and LTD = Long Term Debt - Weighting of 10%)

Note: Because Whiteside SD 115 did not submit an FY15 AFR, they are in the Financial Watch category.

<u>District Name</u>	<u>Data Year</u>	<u>FBRR</u>	<u>ERR</u>	<u>DCOH</u>	<u>STB</u>	<u>LTD</u>	<u>Total Score</u>	<u>Designation</u>	<u>District Comments</u>
Midland CUSD 7	2015	1.4	1.05	0.4	0.4	0.4	3.65	Recognition	
Midlothian SD 143	2015	1.4	1.05	0.4	0.4	0.4	3.65	Recognition	
Midwest Central CUSD 191	2015	1.4	1.05	0.4	0.4	0.3	3.55	Recognition	Midwest Central has continued to reduce expenses and retire debt. These two strategies have helped the district maintain positive Financial Profile scores the last three years in spite of drastically reduced funding from the State of Illinois.
Milford Area PSD 124	2015	1.4	1.05	0.4	0.4	0.4	3.65	Recognition	
Millburn CCSD 24	2015	0.35	1.4	0.3	0.4	0.1	2.55	Watch	
Miller Twp CCSD 210	2015	1.4	0.35	0.2	0.4	0.4	2.75	Early Warning	
Millstadt CCSD 160	2015	1.4	1.05	0.3	0.4	0.2	3.35	Review	
Minooka CCSD 201	2015	1.4	1.05	0.4	0.4	0.1	3.35	Review	
Minooka CHSD 111	2015	1.4	1.05	0.4	0.4	0.1	3.35	Review	
Mokena SD 159	2015	1.4	1.05	0.4	0.4	0.4	3.65	Recognition	
Moline-Coal Valley CUSD 40	2015	1.4	1.4	0.4	0.4	0.4	4	Recognition	
Momence CUSD 1	2015	1.05	1.05	0.2	0.4	0.2	2.9	Early Warning	
Monmouth-Roseville CUSD 238	2015	1.4	1.4	0.3	0.4	0.4	3.9	Recognition	
Monroe SD 70	2015	1.4	1.05	0.4	0.4	0.4	3.65	Recognition	
Monticello CUSD 25	2015	1.4	1.4	0.4	0.4	0.4	4	Recognition	Monticello CUSD 25 is proud to have and AFR profile score of 4.0.
Montmorency CCSD 145	2015	1.4	1.05	0.4	0.4	0.2	3.45	Review	Expenditure to Revenue ratio is largely due to the cuts in GSA. Long term debt is due to the building improvements in the summer of 2013.
Morris CHSD 101	2015	1.05	0.7	0.2	0.4	0.4	2.75	Early Warning	District 101 continues to make expenditure reductions in order to account for declining EAV. The EAV is expected to increase over the next several years. The District is targeting \$500,000 in Education fund reductions for the 2016-2017 school year.
Morris SD 54	2015	1.4	0.35	0.2	0.4	0.1	2.45	Watch	
Morrison CUSD 6	2015	1.4	1.4	0.4	0.4	0.3	3.9	Recognition	
Morrisonville CUSD 1	2015	1.4	1.05	0.3	0.4	0.3	3.45	Review	We continue to stay in the Financial Review designation.
Morton CUSD 709	2015	1.4	1.05	0.4	0.4	0.4	3.65	Recognition	
Morton Grove SD 70	2015	1.4	1.4	0.4	0.4	0.3	3.9	Recognition	

(FBRR = Fund Balance / Revenue Ratio - Weighting of 35%).[EXRV = Expenditures / Revenue Ratio - Weighting of 35%, DCOH = Days Cash on Hand - Weighting of 10%, STB = Short Term Borrowing - Weighting of 10%, and LTD = Long Term Debt - Weighting of 10%)

Note: Because Whiteside SD 115 did not submit an FY15 AFR, they are in the Financial Watch category.

<u>District Name</u>	<u>Data Year</u>	<u>FBRR</u>	<u>ERR</u>	<u>DCOH</u>	<u>STB</u>	<u>LTD</u>	<u>Total Score</u>	<u>Designation</u>	<u>District Comments</u>
Mount Olive CUSD 5	2015	1.05	1.05	0.2	0.4	0.4	3.1	Review	
Mount Prospect SD 57	2015	1.4	1.4	0.4	0.4	0.4	4	Recognition	
Mount Vernon SD 80	2015	1.4	1.05	0.3	0.4	0.3	3.45	Review	
Mt Pulaski CUSD 23	2015	1.4	1.4	0.3	0.4	0.4	3.9	Recognition	
Mt Vernon Twp HSD 201	2015	1.4	1.4	0.3	0.4	0.1	3.6	Recognition	
Mt Zion CUSD 3	2015	1.4	1.4	0.3	0.4	0.1	3.6	Recognition	
Mulberry Grove CUSD 1	2015	1.4	1.05	0.3	0.4	0.2	3.35	Review	
Mundelein Cons HSD 120	2015	1.4	1.4	0.4	0.4	0.3	3.9	Recognition	
Mundelein ESD 75	2015	1.4	1.05	0.4	0.4	0.2	3.45	Review	
Murphysboro CUSD 186	2015	1.05	1.05	0.2	0.4	0.4	3.1	Review	Fiscal year 2015 is the 4th year that the district scores in the "Review" category on the AFR District Financial Profile Report, despite significant reductions in state funding.
N Pekin & Marquette Hght SD 102	2015	1.4	1.4	0.4	0.4	0.2	3.8	Recognition	
Naperville CUSD 203	2015	1.4	1.4	0.4	0.4	0.4	4	Recognition	
Nashville CCSD 49	2015	1.4	1.05	0.4	0.4	0.3	3.55	Recognition	
Nashville CHSD 99	2015	1.4	1.05	0.4	0.4	0.4	3.65	Recognition	
Nauvoo-Colusa CUSD 325	2015	1.05	1.4	0.2	0.4	0.4	3.45	Review	
Neoga CUSD 3	2015	0.7	1.05	0.2	0.4	0.3	2.65	Early Warning	
Nettle Creek CCSD 24C	2015	1.4	1.05	0.4	0.4	0.4	3.65	Recognition	
New Athens CUSD 60	2015	1.4	0.7	0.3	0.4	0.3	3.1	Review	
New Berlin CUSD 16	2015	1.4	1.4	0.4	0.4	0.2	3.8	Recognition	
New Holland-Middletown ED 88	2015	1.4	1.4	0.4	0.4	0.4	4	Recognition	
New Hope CCSD 6	2015	1.4	1.05	0.4	0.4	0.3	3.55	Recognition	

(FBRR = Fund Balance / Revenue Ratio - Weighting of 35%).[EXRV = Expenditures / Revenue Ratio - Weighting of 35%, DCOH = Days Cash on Hand - Weighting of 10%, STB = Short Term Borrowing - Weighting of 10%, and LTD = Long Term Debt - Weighting of 10%)

Note: Because Whiteside SD 115 did not submit an FY15 AFR, they are in the Financial Watch category.

<u>District Name</u>	<u>Data Year</u>	<u>FBRR</u>	<u>ERR</u>	<u>DCOH</u>	<u>STB</u>	<u>LTD</u>	<u>Total Score</u>	<u>Designation</u>	<u>District Comments</u>
New Lenox SD 122	2015	1.4	1.05	0.3	0.4	0.1	3.25	Review	NLSD122 scored exceptionally well on all the ISBE financial metrics except for the Long Term Debt Margin metric. NLSD122 received the lowest score possible on this metric which pulls NLSD122's overall score down. It is important to note that ISBE's Long Term Debt Margin does not take into account various factors such as the fact that NLSD122 had an exploding growth provision approved which actually increased the district's debt level allowed. If one accounts for this approved provision, NLSD122 does in fact still have a significant amount of debt margin remaining and allowed.
New Simpson Hill SD 32	2015	1.4	1.05	0.3	0.4	0.3	3.45	Review	
New Trier Twp HSD 203	2015	1.4	1.4	0.4	0.4	0.3	3.9	Recognition	
Newark CCSD 66	2015	1.4	1.05	0.4	0.4	0.3	3.55	Recognition	
Newark CHSD 18	2015	1.4	1.05	0.4	0.4	0.4	3.65	Recognition	
Niles ESD 71	2015	1.4	1.4	0.4	0.4	0.4	4	Recognition	
Niles Twp CHSD 219	2015	1.4	1.4	0.4	0.4	0.2	3.8	Recognition	
Nippersink SD 2	2015	1.4	1.4	0.4	0.4	0.4	4	Recognition	
Nokomis CUSD 22	2015	1.4	1.05	0.4	0.4	0.4	3.65	Recognition	
Norridge SD 80	2015	1.4	1.05	0.3	0.4	0.4	3.55	Recognition	The District's financial profile score decreased from 3.65 in 2014 to 3.55 in 2015. The score still ranks the District in the "recognition" category. The District dropped .10 point in the Day Cash on Hand category. Fund balance to revenue, short term borrowing and long term borrowing received the maximum score of 4 points. Days cash on hand received a 3 and Expenditures to revenue received a 2.
Norris City-Omaha-Enfield CUSD 3	2015	1.05	1.05	0.2	0.4	0.4	3.1	Review	
North Boone CUSD 200	2015	1.4	1.4	0.4	0.4	0.2	3.8	Recognition	
North Chicago SD 187	2015	1.4	1.4	0.3	0.4	0.1	3.6	Recognition	
North Clay CUSD 25	2015	1.4	1.4	0.4	0.4	0.4	4	Recognition	
North Greene CUSD 3	2015	1.05	1.05	0.2	0.4	0.4	3.1	Review	
North Mac CUSD 34	2015	1.4	1.4	0.3	0.4	0.4	3.9	Recognition	
North Palos SD 117	2015	1.4	1.4	0.4	0.4	0.2	3.8	Recognition	
North Shore SD 112	2015	1.4	1.4	0.4	0.4	0.4	4	Recognition	
North Wamac SD 186	2015	1.4	1.4	0.4	0.4	0.4	4	Recognition	

(FBRR = Fund Balance / Revenue Ratio - Weighting of 35%].[EXRV = Expenditures / Revenue Ratio - Weighting of 35%, DCOH = Days Cash on Hand - Weighting of 10%, STB = Short Term Borrowing - Weighting of 10%, and LTD = Long Term Debt - Weighting of 10%)

Note: Because Whiteside SD 115 did not submit an FY15 AFR, they are in the Financial Watch category.

<u>District Name</u>	<u>Data Year</u>	<u>FBRR</u>	<u>ERR</u>	<u>DCOH</u>	<u>STB</u>	<u>LTD</u>	<u>Total Score</u>	<u>Designation</u>	<u>District Comments</u>
North Wayne CUSD 200	2015	1.4	1.05	0.4	0.4	0.4	3.65	Recognition	
Northbrook ESD 27	2015	1.4	1.4	0.4	0.4	0.4	4	Recognition	
Northbrook SD 28	2015	1.4	1.4	0.4	0.4	0.4	4	Recognition	
Northbrook/Glenview SD 30	2015	1.4	1.4	0.4	0.4	0.4	4	Recognition	
Northfield Twp HSD 225	2015	1.4	1.4	0.4	0.4	0.3	3.9	Recognition	
Northwestern CUSD 2	2015	1.4	1.05	0.4	0.4	0.4	3.65	Recognition	
Norwood ESD 63	2015	1.4	1.05	0.4	0.4	0.4	3.65	Recognition	
O Fallon CCSD 90	2015	0.7	1.4	0.1	0.4	0.2	2.8	Early Warning	
O Fallon Twp HSD 203	2015	1.4	1.05	0.4	0.4	0.1	3.35	Review	
Oak Grove SD 68	2015	1.4	1.05	0.4	0.4	0.3	3.55	Recognition	Although the Audit has a finding regarding inadequate Treasurer's Bond, the proper documentation has been provided to the Auditor and the Treasurer was properly bonded for the FY15.
	2015	0.7	1.4	0.4	0.4	0.4	3.3	Review	The District has made major capital improvements over the last three years to its facilities out of operating funds.
Oak Lawn CHSD 229	2015	1.4	1.05	0.3	0.4	0.4	3.55	Recognition	
Oak Lawn-Hometown SD 123	2015	1.4	1.4	0.3	0.4	0.1	3.6	Recognition	
Oak Park - River Forest SD 200	2015	1.4	1.05	0.4	0.4	0.4	3.65	Recognition	
Oak Park ESD 97	2015	1.4	1.05	0.3	0.4	0.4	3.55	Recognition	
Oakdale CCSD 1	2015	1.4	1.4	0.3	0.4	0.4	3.9	Recognition	
Oakland CUSD 5	2015	1.4	1.05	0.4	0.4	0.2	3.45	Review	The profile score for FY15 was impacted by one of the counties within the district not distributing local tax revenue on the same cycle as in years past. The delay of the tax revenue into the next fiscal year, impacted the Expenditures to Revenues Ratio. Had those funds been received as anticipated, that ratio would have been smaller, possibly resulting in a better score for the district in that category.
Oakwood CUSD 76	2015	1.05	0.7	0.2	0.4	0.1	2.45	Watch	The District is in the process of making the necessary adjustments to its expenses to address this issue.
Oblong CUSD 4	2015	1.4	1.05	0.3	0.4	0.2	3.35	Review	
Odell CCSD 435	2015	1.4	1.05	0.4	0.4	0.3	3.55	Recognition	
Odin PSD 722	2015	1.05	1.05	0.2	0.4	0.4	3.1	Review	

(FBRR = Fund Balance / Revenue Ratio - Weighting of 35%].[EXRV = Expenditures / Revenue Ratio - Weighting of 35%, DCOH = Days Cash on Hand - Weighting of 10%, STB = Short Term Borrowing - Weighting of 10%, and LTD = Long Term Debt - Weighting of 10%)

Note: Because Whiteside SD 115 did not submit an FY15 AFR, they are in the Financial Watch category.

<u>District Name</u>	<u>Data Year</u>	<u>FBRR</u>	<u>ERR</u>	<u>DCOH</u>	<u>STB</u>	<u>LTD</u>	<u>Total Score</u>	<u>Designation</u>	<u>District Comments</u>
Oglesby ESD 125	2015	1.4	1.05	0.4	0.4	0.3	3.55	Recognition	
Ohio CCSD 17	2015	1.4	1.4	0.4	0.4	0.4	4	Recognition	
Ohio CHSD 505	2015	1.4	1.4	0.4	0.4	0.4	4	Recognition	
Okaw Valley CUSD 302	2015	1.4	1.4	0.4	0.4	0.4	4	Recognition	
Olympia CUSD 16	2015	1.4	1.05	0.3	0.4	0.3	3.45	Review	
Opdyke-Belle-Rive CCSD 5	2015	1.4	1.4	0.4	0.4	0.4	4	Recognition	
Orangeville CUSD 203	2015	1.4	1.05	0.3	0.4	0.3	3.45	Review	
Oregon CUSD 220	2015	1.4	1.4	0.4	0.4	0.3	3.9	Recognition	
Orion CUSD 223	2015	1.4	1.05	0.3	0.4	0.3	3.45	Review	
Orland SD 135	2015	1.4	1.05	0.4	0.4	0.4	3.65	Recognition	
Ottawa ESD 141	2015	1.05	0.7	0.2	0.4	0.3	2.65	Early Warning	
Ottawa Twp HSD 140	2015	1.4	1.05	0.4	0.4	0.3	3.55	Recognition	District revenues are at the same level as they were in 2007. This has caused the District's expenditures to be greater than its revenues over the last 8 years and also forced the District to issue working cash bonds to account for the deficit spending.
Palatine CCSD 15	2015	1.4	1.4	0.3	0.4	0.4	3.9	Recognition	
Palestine CUSD 3	2015	1.05	1.4	0.2	0.4	0.3	3.35	Review	
Palos CCSD 118	2015	1.4	1.4	0.4	0.4	0.4	4	Recognition	This marks the 9th straight year the district has scored the highest Financial Profile Designation.
Palos Heights SD 128	2015	1.4	1.4	0.4	0.4	0.4	4	Recognition	
Pana CUSD 8	2015	1.4	1.05	0.4	0.4	0.3	3.55	Recognition	
Panhandle CUSD 2	2015	1.4	1.05	0.3	0.4	0.3	3.45	Review	Our score is a direct result of the continued proration of General State Aid. If GSA would have been fully funded during this fiscal year, the district would not have experienced a negative expenditures to revenue ratio. The district's profile score would be above 3.50 if GSA was funded according to statutory requirements at the state level.
Paris CUSD 4	2015	1.4	1.05	0.3	0.4	0.2	3.35	Review	
Paris-Union SD 95	2015	1.4	1.05	0.3	0.4	0.1	3.25	Review	
Park Forest SD 163	2015	1.4	1.4	0.3	0.4	0.1	3.6	Recognition	
Park Ridge CCSD 64	2015	1.4	1.4	0.4	0.4	0.4	4	Recognition	

(FBRR = Fund Balance / Revenue Ratio - Weighting of 35%].[EXRV = Expenditures / Revenue Ratio - Weighting of 35%, DCOH = Days Cash on Hand - Weighting of 10%, STB = Short Term Borrowing - Weighting of 10%, and LTD = Long Term Debt - Weighting of 10%)

Note: Because Whiteside SD 115 did not submit an FY15 AFR, they are in the Financial Watch category.

<u>District Name</u>	<u>Data Year</u>	<u>FBRR</u>	<u>ERR</u>	<u>DCOH</u>	<u>STB</u>	<u>LTD</u>	<u>Total Score</u>	<u>Designation</u>	<u>District Comments</u>
Patoka CUSD 100	2015	1.4	1.05	0.3	0.4	0.4	3.55	Recognition	
Paw Paw CUSD 271	2015	1.4	1.05	0.3	0.4	0.1	3.25	Review	
Pawnee CUSD 11	2015	1.4	1.4	0.4	0.4	0.4	4	Recognition	
Paxton-Buckley-Loda CUD 10	2015	1.4	1.05	0.4	0.4	0.4	3.65	Recognition	
Payson CUSD 1	2015	1.4	1.4	0.4	0.4	0.3	3.9	Recognition	
Pearl City CUSD 200	2015	1.4	1.05	0.3	0.4	0.4	3.55	Recognition	
Pecatonica CUSD 321	2015	1.4	1.05	0.4	0.4	0.4	3.65	Recognition	
Pekin CSD 303	2015	1.4	1.4	0.4	0.4	0.3	3.9	Recognition	
Pekin PSD 108	2015	1.05	1.05	0.2	0.4	0.4	3.1	Review	
Pembroke CCSD 259	2015	1.05	0.7	0.1	0.4	0.4	2.65	Early Warning	
Pennoyer SD 79	2015	1.05	1.05	0.2	0.4	0.3	3	Early Warning	
Peoria Heights CUSD 325	2015	1.4	1.05	0.4	0.4	0.2	3.45	Review	
Peoria SD 150	2015	1.05	1.05	0.2	0.4	0.1	2.8	Early Warning	
Peotone CUSD 207U	2015	1.4	0.7	0.3	0.4	0.3	3.1	Review	
Peru ESD 124	2015	1.4	1.05	0.3	0.4	0.1	3.25	Review	The percentage of long term debt results directly from the district's 2008 and 2009 issue of \$19.5 million in bonds for the construction of Parkside Middle School. While the district's loss of points on the long-term debt margin remaining is expected with the formula used by ISBE, it is actually incorrect. ISBE does not recognize the fact that Peru ESD 124 actually maintains a high percentage of its total debt margin since the district's use of alternate revenue bonds does not count against the district's long-term debt. If this calculation was applied, the district would have a total 2016 Financial Profile Score of 3.55 and we would have "Recognition" status.
Pikeland CUSD 10	2015	1.4	1.05	0.3	0.4	0.4	3.55	Recognition	
Pinckneyville CHSD 101	2015	1.05	0.7	0.2	0.4	0.1	2.45	Watch	
Pinckneyville SD 50	2015	1.4	1.05	0.3	0.4	0.4	3.55	Recognition	
Plainfield SD 202	2015	1.05	1.4	0.3	0.4	0.2	3.35	Review	
Plano CUSD 88	2015	1.4	1.4	0.4	0.4	0.1	3.7	Recognition	
Pleasant Hill CUSD 3	2015	1.4	0.35	0.2	0.4	0.2	2.55	Watch	

(FBRR = Fund Balance / Revenue Ratio - Weighting of 35%].[EXRV = Expenditures / Revenue Ratio - Weighting of 35%, DCOH = Days Cash on Hand - Weighting of 10%, STB = Short Term Borrowing - Weighting of 10%, and LTD = Long Term Debt - Weighting of 10%)

Note: Because Whiteside SD 115 did not submit an FY15 AFR, they are in the Financial Watch category.

<u>District Name</u>	<u>Data Year</u>	<u>FBRR</u>	<u>ERR</u>	<u>DCOH</u>	<u>STB</u>	<u>LTD</u>	<u>Total Score</u>	<u>Designation</u>	<u>District Comments</u>
Pleasant Hill SD 69	2015	1.4	1.05	0.4	0.4	0.3	3.55	Recognition	
Pleasant Plains CUSD 8	2015	1.4	1.05	0.4	0.4	0.4	3.65	Recognition	
Pleasant Valley SD 62	2015	1.4	1.4	0.4	0.4	0.4	4	Recognition	
Pleasantdale SD 107	2015	1.4	1.4	0.4	0.4	0.4	4	Recognition	
Polo CUSD 222	2015	1.4	1.4	0.4	0.4	0.4	4	Recognition	
Pontiac CCSD 429	2015	1.4	1.05	0.3	0.4	0.4	3.55	Recognition	
Pontiac Twp HSD 90	2015	0.7	1.4	0.2	0.4	0.3	3	Early Warning	
Pontiac-W Holliday SD 105	2015	1.4	1.05	0.3	0.4	0.4	3.55	Recognition	
Pope Co CUD 1	2015	1.4	1.05	0.4	0.4	0.4	3.65	Recognition	
Porta CUSD 202	2015	1.4	0.7	0.3	0.4	0.2	3	Early Warning	If the State of Illinois were rated on such a scale, the Federal Government would have taken over long ago.
Posen-Robbins ESD 143-5	2015	1.4	1.4	0.4	0.4	0.2	3.8	Recognition	
Potomac CUSD 10	2015	1.4	1.05	0.4	0.4	0.3	3.55	Recognition	
Prairie Central CUSD 8	2015	1.4	1.05	0.3	0.4	0.4	3.55	Recognition	
Prairie Du Rocher CCSD 134	2015	1.4	1.05	0.3	0.4	0.4	3.55	Recognition	
Prairie Grove CSD 46	2015	1.4	1.4	0.4	0.4	0.3	3.9	Recognition	
Prairie Hill CCSD 133	2015	1.4	1.05	0.4	0.4	0.1	3.35	Review	
Prairie-Hills ESD 144	2015	1.4	1.4	0.3	0.4	0.1	3.6	Recognition	
Prairieview-Ogden CCSD 197	2015	1.4	1.4	0.4	0.4	0.4	4	Recognition	We would be in better financial shape if the State would stop Pro-rating.
Princeton ESD 115	2015	0.7	0.7	0.1	0.4	0.4	2.3	Watch	
Princeton HSD 500	2015	1.4	1.05	0.4	0.4	0.4	3.65	Recognition	
Princeville CUSD 326	2015	1.4	1.05	0.3	0.4	0.1	3.25	Review	The District continues to develop strategies to improve the Financial Profile Score, despite reduced funding from the State.
Prophetstown-Lyndon-Tampico CU	2015	1.4	1.05	0.3	0.4	0.4	3.55	Recognition	
Prospect Heights SD 23	2015	1.4	1.05	0.3	0.4	0.3	3.45	Review	
Proviso Twp HSD 209	2015	1.4	1.4	0.4	0.4	0.3	3.9	Recognition	
Putnam County CUSD 535	2015	1.4	1.05	0.4	0.4	0.4	3.65	Recognition	

(FBRR = Fund Balance / Revenue Ratio - Weighting of 35%].[EXRV = Expenditures / Revenue Ratio - Weighting of 35%, DCOH = Days Cash on Hand - Weighting of 10%, STB = Short Term Borrowing - Weighting of 10%, and LTD = Long Term Debt - Weighting of 10%)

Note: Because Whiteside SD 115 did not submit an FY15 AFR, they are in the Financial Watch category.

<u>District Name</u>	<u>Data Year</u>	<u>FBRR</u>	<u>ERR</u>	<u>DCOH</u>	<u>STB</u>	<u>LTD</u>	<u>Total Score</u>	<u>Designation</u>	<u>District Comments</u>
Queen Bee SD 16	2015	1.4	1.4	0.3	0.4	0.1	3.6	Recognition	
Quincy SD 172	2015	1.05	1.05	0.2	0.4	0.4	3.1	Review	
R O W V A CUSD 208	2015	1.4	1.05	0.3	0.4	0.2	3.35	Review	
Raccoon Cons SD 1	2015	1.4	1.05	0.4	0.4	0.4	3.65	Recognition	
Ramsey CUSD 204	2015	1.4	1.05	0.4	0.4	0.4	3.65	Recognition	
Rankin CSD 98	2015	1.4	1.4	0.4	0.4	0.3	3.9	Recognition	
Rantoul City SD 137	2015	1.4	1.4	0.3	0.4	0.1	3.6	Recognition	
Rantoul Township HSD 193	2015	1.4	1.4	0.4	0.4	0.3	3.9	Recognition	
Reavis Twp HSD 220	2015	1.4	1.05	0.3	0.4	0.3	3.45	Review	
Red Bud CUSD 132	2015	1.4	1.4	0.4	0.4	0.4	4	Recognition	
Red Hill CUSD 10	2015	0.7	1.4	0.1	0.4	0.2	2.8	Early Warning	
Reed Custer CUSD 255U	2015	1.4	1.4	0.4	0.4	0.4	4	Recognition	
Rhodes SD 84-5	2015	1.4	1.05	0.4	0.4	0.3	3.55	Recognition	The Fiscal Year 2015 expenditures included major renovation projects in the building, which addressed classroom and structural changes/updates needed in the building.
Rich Twp HSD 227	2015	1.4	1.4	0.4	0.4	0.2	3.8	Recognition	
Richland County CUSD 1	2015	1.4	1.05	0.3	0.4	0.2	3.35	Review	
Richland GSD 88A	2015	1.4	1.4	0.3	0.4	0.1	3.6	Recognition	
Richmond-Burton CHSD 157	2015	1.4	1.4	0.4	0.4	0.3	3.9	Recognition	
Ridgeland SD 122	2015	1.4	1.4	0.4	0.4	0.1	3.7	Recognition	
Ridgeview CUSD 19	2015	1.4	1.4	0.4	0.4	0.4	4	Recognition	
Ridgewood CHSD 234	2015	1.4	1.4	0.4	0.4	0.1	3.7	Recognition	
Riley CCSD 18	2015	1.4	1.4	0.4	0.4	0.4	4	Recognition	Riley CCSD 18 has over a number of years saved funds to be able to make building improvements that would eliminate mobile classrooms and provide other building improvements. These projects are currently being considered by the board.
River Bend CUSD 2	2015	1.4	1.05	0.3	0.4	0.4	3.55	Recognition	The District continues to monitor expenses vs revenue received.
River Forest SD 90	2015	1.4	1.4	0.4	0.4	0.4	4	Recognition	District 90 places a priority on fiscal prudence. Each year it will strive for Financial Recognition.

(FBRR = Fund Balance / Revenue Ratio - Weighting of 35%). [EXRV = Expenditures / Revenue Ratio - Weighting of 35%, DCOH = Days Cash on Hand - Weighting of 10%, STB = Short Term Borrowing - Weighting of 10%, and LTD = Long Term Debt - Weighting of 10%)

Note: Because Whiteside SD 115 did not submit an FY15 AFR, they are in the Financial Watch category.

<u>District Name</u>	<u>Data Year</u>	<u>FBRR</u>	<u>ERR</u>	<u>DCOH</u>	<u>STB</u>	<u>LTD</u>	<u>Total Score</u>	<u>Designation</u>	<u>District Comments</u>
River Grove SD 85-5	2015	1.4	1.05	0.3	0.4	0.3	3.45	Review	
River Ridge CUSD 210	2015	1.4	1.4	0.4	0.4	0.4	4	Recognition	
River Trails SD 26	2015	1.4	1.4	0.4	0.4	0.3	3.9	Recognition	
Riverdale CUSD 100	2015	1.4	1.05	0.3	0.4	0.4	3.55	Recognition	
Riverside SD 96	2015	1.4	1.4	0.4	0.4	0.4	4	Recognition	
Riverside-Brookfield Twp SD 208	2015	1.4	1.4	0.4	0.4	0.1	3.7	Recognition	
Riverton CUSD 14	2015	1.4	1.05	0.4	0.4	0.3	3.55	Recognition	
Riverview CCSD 2	2015	1.4	1.05	0.4	0.4	0.4	3.65	Recognition	
Roanoke Benson CUSD 60	2015	1.4	1.05	0.3	0.4	0.2	3.35	Review	
Robein SD 85	2015	1.4	1.05	0.4	0.4	0.4	3.65	Recognition	
Robinson CUSD 2	2015	1.4	1.05	0.3	0.4	0.2	3.35	Review	
Rochelle CCSD 231	2015	1.4	1.4	0.4	0.4	0.2	3.8	Recognition	
Rochelle Twp HSD 212	2015	1.4	1.4	0.4	0.4	0.2	3.8	Recognition	
Rochester CUSD 3A	2015	1.4	1.05	0.4	0.4	0.1	3.35	Review	The Expenditure to Revenue ratio is a direct result in continued cuts in state funding. If the current level of state funding does not improve the district will face decisions that will impact the learning environment for students.
Rock Falls ESD 13	2015	1.05	1.05	0.2	0.4	0.1	2.8	Early Warning	The District Financial Profile is lower than usual due to the selling of Bonds that will be repaid using the 1% School Facilities Sales Tax revenue.
Rock Falls Twp HSD 301	2015	1.4	1.05	0.4	0.4	0.4	3.65	Recognition	
Rock Island SD 41	2015	1.4	1.4	0.3	0.4	0.3	3.8	Recognition	The District continues to be fiscally responsible to the tax payers. The Profile score increased from 3.35 and Review status to 3.80 Recognition status.
Rockdale SD 84	2015	1.4	1.4	0.3	0.4	0.3	3.8	Recognition	
Rockford SD 205	2015	1.4	1.4	0.3	0.4	0.2	3.7	Recognition	
Rockridge CUSD 300	2015	1.4	1.05	0.3	0.4	0.3	3.45	Review	
Rockton SD 140	2015	1.4	1.4	0.3	0.4	0.3	3.8	Recognition	Our Financial Profile Score of 3.80 was raised from the previous year's score of 2.75.
Rome CCSD 2	2015	1.4	1.05	0.4	0.4	0.4	3.65	Recognition	
Rondout SD 72	2015	1.4	1.4	0.4	0.4	0.4	4	Recognition	

(FBRR = Fund Balance / Revenue Ratio - Weighting of 35%). [EXRV = Expenditures / Revenue Ratio - Weighting of 35%, DCOH = Days Cash on Hand - Weighting of 10%, STB = Short Term Borrowing - Weighting of 10%, and LTD = Long Term Debt - Weighting of 10%)

Note: Because Whiteside SD 115 did not submit an FY15 AFR, they are in the Financial Watch category.

<u>District Name</u>	<u>Data Year</u>	<u>FBRR</u>	<u>ERR</u>	<u>DCOH</u>	<u>STB</u>	<u>LTD</u>	<u>Total Score</u>	<u>Designation</u>	<u>District Comments</u>
Rooks Creek CCSD 425	2015	1.4	1.05	0.4	0.4	0.4	3.65	Recognition	The District's expenditure to revenue ratio was lower due to the district paying for additional administrators during the school year due to an unforeseen administrative illness.
Roselle SD 12	2015	1.4	1.05	0.4	0.4	0.3	3.55	Recognition	District 12 has made reductions and is investigating all avenues to increase our revenue in order to establish long-term financial stability for the District.
Rosemont ESD 78	2015	1.4	1.05	0.3	0.4	0.4	3.55	Recognition	
Rossville-Alvin CUSD 7	2015	1.4	1.05	0.4	0.4	0.1	3.35	Review	
Round Lake CUSD 116	2015	1.4	1.05	0.4	0.4	0.1	3.35	Review	Round Lake Area CUSD #116 continues to be fiscally strong in order to serve the students of our District. We continually strive to offer a quality education to our students but with reduced revenues, increasing expenditures and unfunded state mandates, students will ultimately be impacted by necessary budget cuts. For the 2014-2015 school year, the District expenditures exceeded revenue primarily due to reduced state funding, higher than anticipated special education costs, new technology for PARCC testing and additional funds allocated to maintaining our schools. Many of these expenditure overages were one-time decisions and the District does not expect expenditures to exceed revenue in the future. This should return the District to a Financial Profile Status of Recognition.
Roxana CUSD 1	2015	1.4	1.4	0.4	0.4	0.3	3.9	Recognition	
Rutland CCSD 230	2015	1.4	1.05	0.4	0.4	0.4	3.65	Recognition	
Salem CHSD 600	2015	1.4	1.4	0.4	0.4	0.4	4	Recognition	
Salem SD 111	2015	1.4	1.4	0.4	0.4	0.4	4	Recognition	
Salt Creek SD 48	2015	1.4	1.4	0.4	0.4	0.4	4	Recognition	
Sandoval CUSD 501	2015	1.05	1.4	0.2	0.4	0.3	3.35	Review	
Sandridge SD 172	2015	1.4	1.4	0.3	0.4	0.4	3.9	Recognition	
Sandwich CUSD 430	2015	0.35	1.05	0.1	0.4	0.4	2.3	Watch	
Sangamon Valley CUSD 9	2015	1.4	1.4	0.4	0.4	0.4	4	Recognition	
Saratoga CCSD 60C	2015	1.4	1.05	0.4	0.4	0.2	3.45	Review	The District has received Financial Recognition since 2006 and has healthy fund balances in all operating funds. Due to the economy, the District's tax base has dropped 20% since Tax Year 2009. As of the close of FY 2015, the District had not received the final categorical payments for special education and transportation. Once those adjustments have been made by the State Board of Education the District's category should change from Financial Review to Financial Recognition.

(FBRR = Fund Balance / Revenue Ratio - Weighting of 35%].[EXRV = Expenditures / Revenue Ratio - Weighting of 35%, DCOH = Days Cash on Hand - Weighting of 10%, STB = Short Term Borrowing - Weighting of 10%, and LTD = Long Term Debt - Weighting of 10%)

Note: Because Whiteside SD 115 did not submit an FY15 AFR, they are in the Financial Watch category.

<u>District Name</u>	<u>Data Year</u>	<u>FBRR</u>	<u>ERR</u>	<u>DCOH</u>	<u>STB</u>	<u>LTD</u>	<u>Total Score</u>	<u>Designation</u>	<u>District Comments</u>
Saunemin CCSD 438	2015	1.4	1.4	0.4	0.4	0.4	4	Recognition	
Scales Mound CUSD 211	2015	1.4	1.4	0.4	0.4	0.4	4	Recognition	
Schaumburg CCSD 54	2015	1.4	1.05	0.4	0.4	0.4	3.65	Recognition	Planned use of accumulated reserves for capital outlay.
Schiller Park SD 81	2015	1.4	1.4	0.4	0.4	0.1	3.7	Recognition	The District continues to manage expenditures closely. The higher debt burden is due to a voter approved referendum for a new Middle School in 2009.
Schuyler-Industry CUSD 5	2015	1.05	1.05	0.2	0.4	0.3	3	Early Warning	
Scott-Morgan CUSD 2	2015	1.4	1.05	0.4	0.4	0.4	3.65	Recognition	
SD 45 DuPage County	2015	1.4	1.4	0.4	0.4	0.2	3.8	Recognition	
SD U-46	2015	1.4	1.4	0.4	0.4	0.2	3.8	Recognition	
Selmaville CCSD 10	2015	1.4	1.05	0.4	0.4	0.3	3.55	Recognition	
Seneca CCSD 170	2015	1.4	1.4	0.4	0.4	0.4	4	Recognition	
Seneca Twp HSD 160	2015	1.4	1.4	0.4	0.4	0.4	4	Recognition	
Serena CUSD 2	2015	1.4	1.05	0.4	0.4	0.3	3.55	Recognition	We lose points in 2 areas: our debt margin which is related to construction bonds and our lack of revenue stream as a result of inadequate funding at the State and Federal levels.
Sesser-Valier CUSD 196	2015	1.4	1.05	0.4	0.4	0.4	3.65	Recognition	
Shawnee CUSD 84	2015	1.4	1.4	0.3	0.4	0.4	3.9	Recognition	
Shelbyville CUSD 4	2015	1.4	1.4	0.4	0.4	0.3	3.9	Recognition	
Sherrard CUSD 200	2015	1.4	1.05	0.4	0.4	0.3	3.55	Recognition	
Shiloh CUSD 1	2015	1.4	1.4	0.4	0.4	0.4	4	Recognition	
Shiloh Village SD 85	2015	1.4	0.7	0.2	0.4	0.2	2.9	Early Warning	
Shirland CCSD 134	2015	1.4	1.4	0.4	0.4	0.4	4	Recognition	
Signal Hill SD 181	2015	1.4	1.05	0.4	0.4	0.1	3.35	Review	
Silvis SD 34	2015	1.4	1.05	0.4	0.4	0.2	3.45	Review	
Skokie SD 68	2015	1.4	1.05	0.4	0.4	0.4	3.65	Recognition	
Skokie SD 69	2015	1.4	1.4	0.4	0.4	0.3	3.9	Recognition	
Skokie SD 73-5	2015	1.4	1.4	0.4	0.4	0.3	3.9	Recognition	
Smithton CCSD 130	2015	1.4	1.05	0.4	0.4	0.4	3.65	Recognition	

(FBRR = Fund Balance / Revenue Ratio - Weighting of 35%). [EXRV = Expenditures / Revenue Ratio - Weighting of 35%, DCOH = Days Cash on Hand - Weighting of 10%, STB = Short Term Borrowing - Weighting of 10%, and LTD = Long Term Debt - Weighting of 10%)

Note: Because Whiteside SD 115 did not submit an FY15 AFR, they are in the Financial Watch category.

<u>District Name</u>	<u>Data Year</u>	<u>FBRR</u>	<u>ERR</u>	<u>DCOH</u>	<u>STB</u>	<u>LTD</u>	<u>Total Score</u>	<u>Designation</u>	<u>District Comments</u>
Somonauk CUSD 432	2015	1.4	1.4	0.4	0.4	0.3	3.9	Recognition	
South Central CUD 401	2015	1.4	1.05	0.3	0.4	0.3	3.45	Review	The District has worked very hard to maintain educational programs and continue to be fiscally responsible to the taxpayers.
South Fork SD 14	2015	1.4	1.4	0.3	0.4	0.2	3.7	Recognition	
South Holland SD 150	2015	1.4	1.4	0.4	0.4	0.3	3.9	Recognition	SD 150 works hard to use taxpayers fund wisely and with integrity. It is the board's and administration's goal to keep the district financially solvent.
South Holland SD 151	2015	1.4	1.4	0.4	0.4	0.1	3.7	Recognition	
South Pekin SD 137	2015	1.4	1.05	0.3	0.4	0.1	3.25	Review	
South Wilmington CCSD 74	2015	0.35	0.35	0.1	0.4	0.4	1.6	Watch	
Southeastern CUSD 337	2015	1.4	1.05	0.3	0.4	0.4	3.55	Recognition	
Southwestern CUSD 9	2015	1.4	1.05	0.3	0.4	0.2	3.35	Review	
Sparta CUSD 140	2015	1.05	0.7	0.2	0.4	0.3	2.65	Early Warning	
Spoon River Valley CUSD 4	2015	1.4	1.4	0.4	0.4	0.4	4	Recognition	
Spring Lake CCSD 606	2015	0.35	1.4	0.1	0.4	0.4	2.65	Early Warning	
Spring Valley CCSD 99	2015	1.4	1.05	0.4	0.4	0.1	3.35	Review	
Springfield SD 186	2015	1.05	1.4	0.2	0.4	0.3	3.35	Review	District profile has improved from Early Warning to Review status.
St Anne CCSD 256	2015	1.4	1.05	0.4	0.4	0.4	3.65	Recognition	
St Anne CHSD 302	2015	1.4	1.05	0.4	0.4	0.3	3.55	Recognition	
St Charles CUSD 303	2015	1.4	1.4	0.4	0.4	0.4	4	Recognition	
St Elmo CUSD 202	2015	1.4	1.05	0.3	0.4	0.3	3.45	Review	The District's cash on hand score is no longer a 4.00 due to fund balances decreasing. This is due to proration of state funding and the state not fully funding GSA over the last five years accounting for \$771,362 in a loss of State Aid for our small rural district. This is a significant hit for districts this size with a reliance on State Aid.
St George CCSD 258	2015	1.4	1.4	0.3	0.4	0.2	3.7	Recognition	
St Joseph CCSD 169	2015	1.4	1.05	0.4	0.4	0.1	3.35	Review	
St Joseph Ogden CHSD 305	2015	1.4	1.4	0.4	0.4	0.2	3.8	Recognition	Long Term Debt score is reflective of the district still paying off the 2006 building bonds for building renovations.

(FBRR = Fund Balance / Revenue Ratio - Weighting of 35%].[EXRV = Expenditures / Revenue Ratio - Weighting of 35%, DCOH = Days Cash on Hand - Weighting of 10%, STB = Short Term Borrowing - Weighting of 10%, and LTD = Long Term Debt - Weighting of 10%)

Note: Because Whiteside SD 115 did not submit an FY15 AFR, they are in the Financial Watch category.

<u>District Name</u>	<u>Data Year</u>	<u>FBRR</u>	<u>ERR</u>	<u>DCOH</u>	<u>STB</u>	<u>LTD</u>	<u>Total Score</u>	<u>Designation</u>	<u>District Comments</u>
St Libory Cons SD 30	2015	0.35	1.4	0.1	0.4	0.4	2.65	Early Warning	
St Rose SD 14-15	2015	1.4	1.05	0.4	0.4	0.4	3.65	Recognition	The difference in revenue and expenditures is based on Maintenance Grant dollars allocated in FY15 and were expended in FY16.
Stark County CUSD 100	2015	1.4	1.05	0.4	0.4	0.3	3.55	Recognition	Although the district ran an Education Fund deficit in FY15, the deficit was planned and left the district with almost \$3 million in Ed. Fund balances.
Staunton CUSD 6	2015	1.4	1.05	0.3	0.4	0.4	3.55	Recognition	
Steeleville CUSD 138	2015	1.4	1.05	0.3	0.4	0.4	3.55	Recognition	
Steger SD 194	2015	1.4	1.05	0.3	0.4	0.4	3.55	Recognition	
Sterling CUSD 5	2015	1.4	1.4	0.3	0.4	0.3	3.8	Recognition	
Steward ESD 220	2015	1.4	1.4	0.4	0.4	0.4	4	Recognition	
Stewardson-Strasburg CUD 5A	2015	1.4	1.4	0.3	0.4	0.3	3.8	Recognition	District financial profile shows improvement in status.
Stockton CUSD 206	2015	1.4	1.05	0.4	0.4	0.4	3.65	Recognition	
Streator ESD 44	2015	0.35	0.7	0.1	0.2	0.3	1.65	Watch	Streator Elementary School District #44 has reduced \$5,701,069 from its operating budget. This includes closing Oakland Park Elementary School, dismissing 17 full-time and 5 part-time teachers, dismissing 11 and reducing 49 full-time support staff positions to part-time, and eliminating/reducing 1 principal and 5 administration building positions. Parents and community members are currently paying 50% of the cost for our band program. The school district has had to borrow millions of dollars and pay interest to our local bank for the last five years due to GSA/Transportation/Special Education proration and delayed categorical payments.
Streator Twp HSD 40	2015	1.4	1.05	0.3	0.4	0.3	3.45	Review	
Sullivan CUSD 300	2015	1.4	1.05	0.4	0.4	0.4	3.65	Recognition	
Summersville SD 79	2015	1.4	1.4	0.4	0.4	0.4	4	Recognition	
Summit Hill SD 161	2015	1.4	1.4	0.4	0.4	0.1	3.7	Recognition	The District is proud to be in the "Recognition" category.
Summit SD 104	2015	1.05	0.7	0.2	0.4	0.1	2.45	Watch	Cook County School District 104 has had to rely heavily on its limited fund balances to continue operations as general state aid allocations continue to be prorated.
Sunnybrook SD 171	2015	1.4	1.05	0.4	0.4	0.2	3.45	Review	
Sunset Ridge SD 29	2015	1.4	1.4	0.4	0.4	0.4	4	Recognition	

(FBRR = Fund Balance / Revenue Ratio - Weighting of 35%].[EXRV = Expenditures / Revenue Ratio - Weighting of 35%, DCOH = Days Cash on Hand - Weighting of 10%, STB = Short Term Borrowing - Weighting of 10%, and LTD = Long Term Debt - Weighting of 10%)

Note: Because Whiteside SD 115 did not submit an FY15 AFR, they are in the Financial Watch category.

<u>District Name</u>	<u>Data Year</u>	<u>FBRR</u>	<u>ERR</u>	<u>DCOH</u>	<u>STB</u>	<u>LTD</u>	<u>Total Score</u>	<u>Designation</u>	<u>District Comments</u>
Sycamore CUSD 427	2015	1.05	1.05	0.2	0.4	0.1	2.8	Early Warning	The District has experienced continued decreases in General State Aid due to proration and has also struggled with declining property values. The establishment of healthy financial reserves during the growth period has allowed the District to deficit spend for the last 6 years. The Board has approved a three year deficit reduction plan that will result in the total reduction of \$3.8 million. The District will continue to monitor the financial outlook and implement further cost reduction strategies if needed on a year by year basis. Bond restructuring took place in 2015, and the District will continue to be fiscally responsible to the District and community when it comes to debt service costs. In spite of the current economic problems, the Sycamore School District has been able to maintain programs and provide the quality education experience demanded by the community.
Taft SD 90	2015	1.4	1.05	0.3	0.4	0.1	3.25	Review	
Tamaroa School Dist 5	2015	0.7	1.05	0.1	0.4	0.4	2.65	Early Warning	
Taylorville CUSD 3	2015	1.4	1.4	0.3	0.4	0.3	3.8	Recognition	
Teutopolis CUSD 50	2015	1.4	1.4	0.4	0.4	0.3	3.9	Recognition	
Thomasboro CCSD 130	2015	1.4	1.05	0.4	0.4	0.4	3.65	Recognition	The rising cost to educate Special Needs students exceeds the reimbursement from the state. The state continues to pro-rate our General State Aide. Expenditures to maintain (not even develop) our current education, continue to rise. Therefore, the Expenditures compared to Revenue will continue to grow apart as the cost to educate continues to grow, and the state funding is pro-rated.
Thompsonville CUSD 174	2015	1.4	1.4	0.3	0.4	0.2	3.7	Recognition	
Thornton Fractional Twp HSD 215	2015	1.4	1.4	0.4	0.4	0.2	3.8	Recognition	
Thornton SD 154	2015	1.4	1.05	0.4	0.4	0.2	3.45	Review	The overall Profile Score went down due to the reduction in the overall EAV of the district.
Thornton Twp HSD 205	2015	1.4	1.05	0.3	0.4	0.3	3.45	Review	
Tolono CUSD 7	2015	1.4	1.05	0.4	0.4	0.2	3.45	Review	The State of Illinois State Board of Education withheld a transportation payment until after the end of the fiscal year which in turn caused the district Expenditures to Revenue Ratio thus giving the district a lesser score of 3.00. If the payment would have been received on time the district would have received a 4.00 score.
Tonica CCSD 79	2015	1.4	1.05	0.4	0.4	0.4	3.65	Recognition	
Township HSD 211	2015	1.4	1.4	0.4	0.4	0.4	4	Recognition	

(FBRR = Fund Balance / Revenue Ratio - Weighting of 35%].[EXRV = Expenditures / Revenue Ratio - Weighting of 35%, DCOH = Days Cash on Hand - Weighting of 10%, STB = Short Term Borrowing - Weighting of 10%, and LTD = Long Term Debt - Weighting of 10%)

Note: Because Whiteside SD 115 did not submit an FY15 AFR, they are in the Financial Watch category.

<u>District Name</u>	<u>Data Year</u>	<u>FBRR</u>	<u>ERR</u>	<u>DCOH</u>	<u>STB</u>	<u>LTD</u>	<u>Total Score</u>	<u>Designation</u>	<u>District Comments</u>
Township HSD 214	2015	1.4	1.4	0.4	0.4	0.4	4	Recognition	
Tremont CUSD 702	2015	1.4	1.05	0.3	0.4	0.2	3.35	Review	
Tri City CUSD 1	2015	1.4	1.05	0.3	0.4	0.4	3.55	Recognition	
Tri Point CUSD 6-J	2015	1.05	0.7	0.2	0.4	0.4	2.75	Early Warning	
Tri Valley CUSD 3	2015	1.4	1.05	0.3	0.4	0.4	3.55	Recognition	
Triad CUSD 2	2015	0.7	0.7	0.1	0.4	0.1	2	Watch	
Trico CUSD 176	2015	1.4	1.05	0.3	0.4	0.3	3.45	Review	
Triopia CUSD 27	2015	1.4	1.05	0.3	0.4	0.1	3.25	Review	
Troy CCSD 30C	2015	1.4	1.05	0.4	0.4	0.1	3.35	Review	
Tuscola CUSD 301	2015	1.4	0.7	0.3	0.4	0.3	3.1	Review	Tuscola CUSD #301's score is adversely affected by early tax money received from Douglas County in June 2014. Taxes to be received in July were deposited early which on paper throws off our revenue for two fiscal years.
Twp HSD 113	2015	1.4	1.4	0.4	0.4	0.3	3.9	Recognition	
Union Ridge SD 86	2015	1.4	1.05	0.4	0.4	0.4	3.65	Recognition	
Union SD 81	2015	1.4	1.4	0.4	0.4	0.1	3.7	Recognition	
United CUSD 304	2015	1.05	1.05	0.2	0.4	0.3	3	Early Warning	
United Twp HSD 30	2015	1.4	1.05	0.4	0.4	0.4	3.65	Recognition	
Unity Point CCSD 140	2015	1.4	0.7	0.3	0.4	0.3	3.1	Review	
Urbana SD 116	2015	1.05	1.05	0.2	0.4	0.2	2.9	Early Warning	
V I T CUSD 2	2015	1.4	1.4	0.4	0.4	0.4	4	Recognition	
Valley View CUSD 365U	2015	1.4	1.4	0.3	0.4	0.1	3.6	Recognition	
Valmeyer CUSD 3	2015	1.4	1.05	0.3	0.4	0.4	3.55	Recognition	
Vandalia CUSD 203	2015	1.4	1.05	0.3	0.4	0.1	3.25	Review	
Venice CUSD 3	2015	1.4	1.4	0.4	0.4	0.4	4	Recognition	
Vienna HSD 133	2015	1.05	1.05	0.2	0.4	0.4	3.1	Review	
Vienna SD 55	2015	1.05	1.05	0.2	0.4	0.1	2.8	Early Warning	Vienna District #55 has lost \$790,409.99 in General State Aid since FY12 due to GSA proration. Our FY15 Profile Score was 2.45.

(FBRR = Fund Balance / Revenue Ratio - Weighting of 35%].[EXRV = Expenditures / Revenue Ratio - Weighting of 35%, DCOH = Days Cash on Hand - Weighting of 10%, STB = Short Term Borrowing - Weighting of 10%, and LTD = Long Term Debt - Weighting of 10%)

Note: Because Whiteside SD 115 did not submit an FY15 AFR, they are in the Financial Watch category.

<u>District Name</u>	<u>Data Year</u>	<u>FBRR</u>	<u>ERR</u>	<u>DCOH</u>	<u>STB</u>	<u>LTD</u>	<u>Total Score</u>	<u>Designation</u>	<u>District Comments</u>
Villa Grove CUSD 302	2015	1.4	1.05	0.3	0.4	0.4	3.55	Recognition	
Virginia CUSD 64	2015	1.05	1.05	0.2	0.4	0.1	2.8	Early Warning	
W Harvey-Dixmoor PSD 147	2015	1.4	1.05	0.3	0.4	0.1	3.25	Review	
Wabash CUSD 348	2015	0.35	0.7	0.1	0.4	0.4	1.95	Watch	
Wallace CCSD 195	2015	1.4	0.7	0.3	0.4	0.2	3	Early Warning	The Financial Profile score for Wallace 195 should be 3.45. Wallace spent money saved for two large HVAC projects in the 2015 fiscal year. This made it look like Wallace deficit spent. It would seem to be good financial planning to obtain grants, save money and pay cash rather than borrow. Wallace also lost over \$87,000 when LaSalle County made changes to our tax extension without informing us. If we knew we weren't getting the money we would not have budgeted and spent it.
Waltham CCSD 185	2015	1.4	1.05	0.4	0.4	0.4	3.65	Recognition	
Waltonville CUSD 1	2015	1.4	1.05	0.3	0.4	0.4	3.55	Recognition	
Warren CUSD 205	2015	1.4	1.4	0.4	0.4	0.3	3.9	Recognition	
Warren Twp HSD 121	2015	1.4	1.4	0.3	0.4	0.2	3.7	Recognition	
Warrensburg-Latham CUSD 11	2015	1.4	1.05	0.3	0.4	0.2	3.35	Review	
Warsaw CUSD 316	2015	0.7	0.7	0.1	0.4	0.3	2.2	Watch	
Washington CHSD 308	2015	1.4	1.05	0.4	0.4	0.2	3.45	Review	
Washington SD 52	2015	1.4	1.05	0.4	0.4	0.3	3.55	Recognition	
Waterloo CUSD 5	2015	1.4	1.05	0.3	0.4	0.1	3.25	Review	
Wauconda CUSD 118	2015	1.4	1.4	0.4	0.4	0.1	3.7	Recognition	
Waukegan CUSD 60	2015	1.05	1.05	0.2	0.4	0.2	2.9	Early Warning	Despite lowering the District's Financial Profile, WPS60 launched academic initiatives that have and will continue to greatly enhance the educational experience of students. The District embarked on a new one-to-one technology program for middle and high school students and piloted an all-day kindergarten program in several of our schools. Monies spent on these initiatives account for a large portion of excess expenses over revenues.
Waverly CUSD 6	2015	1.4	1.4	0.4	0.4	0.2	3.8	Recognition	
Wayne City CUSD 100	2015	1.05	1.4	0.2	0.4	0.1	3.15	Review	
Webber Twp HSD 204	2015	1.05	0.7	0.2	0.1	0.1	2.15	Watch	

(FBRR = Fund Balance / Revenue Ratio - Weighting of 35%].[EXRV = Expenditures / Revenue Ratio - Weighting of 35%, DCOH = Days Cash on Hand - Weighting of 10%, STB = Short Term Borrowing - Weighting of 10%, and LTD = Long Term Debt - Weighting of 10%)

Note: Because Whiteside SD 115 did not submit an FY15 AFR, they are in the Financial Watch category.

<u>District Name</u>	<u>Data Year</u>	<u>FBRR</u>	<u>ERR</u>	<u>DCOH</u>	<u>STB</u>	<u>LTD</u>	<u>Total Score</u>	<u>Designation</u>	<u>District Comments</u>
Wesclin CUSD 3	2015	1.4	1.05	0.3	0.4	0.2	3.35	Review	
West Carroll CUSD 314	2015	1.4	1.05	0.3	0.4	0.2	3.35	Review	
West Central CUSD 235	2015	1.4	1.05	0.4	0.4	0.4	3.65	Recognition	
West Chicago ESD 33	2015	1.4	1.4	0.4	0.4	0.1	3.7	Recognition	
West Lincoln-Broadwell ESD 92	2015	1.4	1.05	0.4	0.4	0.4	3.65	Recognition	
West Northfield SD 31	2015	1.4	1.4	0.4	0.4	0.4	4	Recognition	
West Prairie CUSD 103	2015	1.4	1.05	0.4	0.4	0.4	3.65	Recognition	
West Washington Co CUD 10	2015	1.4	1.05	0.4	0.4	0.1	3.35	Review	
Westchester SD 92-5	2015	1.4	1.4	0.4	0.4	0.2	3.8	Recognition	The district is proud of its report.
Western CUSD 12	2015	1.4	1.05	0.2	0.4	0.3	3.35	Review	
Western Springs SD 101	2015	1.4	1.4	0.4	0.4	0.2	3.8	Recognition	
Westville CUSD 2	2015	1.4	1.05	0.4	0.4	0.2	3.45	Review	
Wethersfield CUSD 230	2015	1.4	1.05	0.4	0.4	0.3	3.55	Recognition	
Wheeling CCSD 21	2015	0.7	0.7	0.2	0.4	0.3	2.3	Watch	CCSD21 received a lower score in three of the five categories; Fund Balance to Revenue Ratio, Expenditure to Revenue Ratio and Days Cash on Hand yielding a lower overall total score and 'Financial Watch' designation. Deficit spending occurred due to a decline in property tax revenue as a result of decreased EAV in local property, resulting in an \$11 million shortfall. Budget changes have been enacted to maintain fiscal responsibility and delivery of high-quality programs and opportunities for all students.
Whiteside SD 115	2015	0	0	0	0	0	0	Watch	
Will County SD 92	2015	1.4	1.4	0.4	0.4	0.4	4	Recognition	
Williamsfield CUSD 210	2015	1.4	1.05	0.4	0.4	0.4	3.65	Recognition	
Williamsville CUSD 15	2015	1.4	1.05	0.3	0.4	0.4	3.55	Recognition	
Willow Grove SD 46	2015	1.05	0.7	0.2	0.4	0.3	2.65	Early Warning	
Willow Springs SD 108	2015	1.4	1.05	0.4	0.4	0.1	3.35	Review	
Wilmette SD 39	2015	1.4	1.4	0.4	0.4	0.4	4	Recognition	
Wilmington CUSD 209U	2015	1.4	1.05	0.4	0.4	0.1	3.35	Review	

(FBRR = Fund Balance / Revenue Ratio - Weighting of 35%].[EXRV = Expenditures / Revenue Ratio - Weighting of 35%, DCOH = Days Cash on Hand - Weighting of 10%, STB = Short Term Borrowing - Weighting of 10%, and LTD = Long Term Debt - Weighting of 10%)

Note: Because Whiteside SD 115 did not submit an FY15 AFR, they are in the Financial Watch category.

<u>District Name</u>	<u>Data Year</u>	<u>FBRR</u>	<u>ERR</u>	<u>DCOH</u>	<u>STB</u>	<u>LTD</u>	<u>Total Score</u>	<u>Designation</u>	<u>District Comments</u>
Winchester CUSD 1	2015	1.05	0.7	0.2	0.4	0.4	2.75	Early Warning	
Windsor CUSD 1	2015	1.4	1.05	0.4	0.4	0.4	3.65	Recognition	
Winfield SD 34	2015	1.4	1.4	0.4	0.4	0.3	3.9	Recognition	
Winnebago CUSD 323	2015	1.4	1.05	0.4	0.4	0.4	3.65	Recognition	The Expenditures To Revenue Ratio is not accurate to our revenue. The report did not take into account the revenue the district received from selling an entire bus fleet for the revenue from a municipal loan. However, the report does take into account the expense of buying the new bus fleet.
Winnetka SD 36	2015	1.4	1.4	0.4	0.4	0.2	3.8	Recognition	
Winthrop Harbor SD 1	2015	1.4	1.4	0.4	0.4	0.3	3.9	Recognition	
Wolf Branch SD 113	2015	1.4	1.05	0.3	0.4	0.3	3.45	Review	
Wood Dale SD 7	2015	1.4	1.05	0.4	0.4	0.4	3.65	Recognition	Wood Dale School District 7's overall financial health was stable in fiscal year 2015. Although the District received a financial profile designation of "Recognition", we continue to manage our expenses in this environment of limited revenue.
Wood River-Hartford ESD 15	2015	1.4	1.05	0.3	0.4	0.3	3.45	Review	
Woodland CCSD 50	2015	1.4	1.4	0.4	0.4	0.2	3.8	Recognition	
Woodland CUSD 5	2015	1.4	1.05	0.3	0.4	0.4	3.55	Recognition	
Woodlawn CCSD 4	2015	0.35	1.05	0.2	0.3	0.4	2.3	Watch	
Woodlawn CHSD 205	2015	1.05	1.05	0.2	0.4	0.4	3.1	Review	
Woodridge SD 68	2015	1.4	1.4	0.4	0.4	0.4	4	Recognition	District anticipates a reduction in financial profile score going forward due to projected operating deficits.
Woodstock CUSD 200	2015	1.4	1.4	0.4	0.4	0.1	3.7	Recognition	
Worth SD 127	2015	1.4	1.4	0.4	0.4	0.2	3.8	Recognition	
Yorkville CUSD 115	2015	1.4	1.4	0.4	0.4	0.1	3.7	Recognition	
Zeigler-Royalton CUSD 188	2015	0.7	0.7	0.1	0.4	0.3	2.2	Watch	
Zion ESD 6	2015	1.4	1.4	0.3	0.4	0.1	3.6	Recognition	
Zion-Benton Twp HSD 126	2015	1.4	1.4	0.4	0.4	0.3	3.9	Recognition	

(FBRR = Fund Balance / Revenue Ratio - Weighting of 35%].[EXRV = Expenditures / Revenue Ratio - Weighting of 35%, DCOH = Days Cash on Hand - Weighting of 10%, STB = Short Term Borrowing - Weighting of 10%, and LTD = Long Term Debt - Weighting of 10%)

Note: Because Whiteside SD 115 did not submit an FY15 AFR, they are in the Financial Watch category.

Appendix

The School District Financial Profile

Illinois State Board of Education

Pursuant to the authority provided by Section 1A-8 of the School Code, the Illinois State Board of Education (ISBE) developed the “**School District Financial Profile**” to help monitor the finances of school districts and identify which are in or are moving toward financial difficulty. This system replaced the “Financial Watch List and Financial Assurance and Accountability System (FAAS)” that had been used for the assessment of a school district’s financial health. The major change in methodology was that the FAAS utilized only one financial indicator – the Fund Balance to Revenue Ratio. The Profile includes that indicator plus four additional measures to expand our capability to accomplish a truer risk assessment. The five indicators are individually scored and weighted in order to arrive at a Total Profile Score and applicable designation.

The School District Financial Profile was developed with the invaluable assistance of school superintendents, school business administrators, financial advisors, lawyers, and bond brokers throughout the state as well as major interest groups such as IASBO, IASA, ED-RED and LUDA. Influenced by their feedback, we were able to make significant enhancements in systematically analyzing/monitoring finances of all Illinois public school districts.

The following provides a detailed explanation of each indicator. It is the Total Profile Score that we believe best determines a district’s financial strengths or weaknesses. This document will also lead you through the four applicable designations, Financial Recognition, Financial Review, Financial Early Warning, and Financial Watch.

Financial Profile Indicators:

1. **Fund Balance to Revenue Ratio** – This indicator reflects the overall financial strength of the district. It is the result of dividing the ending fund balances by the revenues for the four operating and negative IMRF/SS funds. Operating Funds are the Educational, Operations and Maintenance, Transportation and Working Cash Funds.
2. **Expenditure to Revenue Ratio** – This indicator identifies how much is expended for each dollar received. It is computed by dividing total expenditures for the Educational, Operations and Maintenance, and Transportation Funds by the revenues for those same funds plus Working Cash. The calculation also takes into account remaining balances of these funds at the end of the year if a district is scoring low for their Expenditure to Revenue Ratio. This is especially beneficial to districts that have saved for projects and are now incurring the expenditures for them or who have healthy fund balances even after spending a portion of their savings.
3. **Days Cash on Hand** – This indicator provides a projected estimate of the number of days a district could meet operating expenditures provided no additional revenues were received. It is computed by dividing the total expenditures of the Educational, Operations and Maintenance, and Transportation Funds by 360 days to obtain an average expenditure per day. Then the total cash on hand and investments for the same funds plus working Cash are divided by the average expenditures per day. As with the Fund Balance to Revenue Ratio and the Expenditure to Revenue Ratio, the Working Cash Fund has now been incorporated into the calculation.
4. **Percent of Short-Term Borrowing Ability Remaining** – Districts often incur short-term debt due to several factors (i.e., delays in receipt of local revenues, etc.). For this indicator, the sum of unpaid Tax Anticipation Warrants is divided by 85% of the Equalized Assessed Valuation (EAV)

multiplied by the sum of the tax rates for the Educational, Operations and Maintenance, and Transportation Funds.

5. **Percent of Long-Term Debt Margin Remaining** – A district often incurs long-term debt for major expenditures such as buildings and equipment. This total is derived by the product of the district’s EAV multiplied by its maximum general obligation debt limitation, reduced by any outstanding long-term debt.

Total Profile Score:

Each indicator is scored in order to obtain a district’s overall **School District Financial Profile Score**. This overall score is computed for the most current year’s financial data.

Each indicator is calculated and the results are slotted into a category of a four, three, two, or one with four being the highest and best category possible. Each indicator is weighted and the weighted indicators’ scores are summed to obtain a district’s overall “Total Profile Score”.

Fund Balance to Revenue Ratio (has a weighting of 35%)

- Category 4 Greater or equal to 25% [lowest risk]
- Category 3 Less than 25% but greater or equal to 10%
- Category 2 Less than 10% but greater or equal to 0%
- Category 1 Less than 0% [highest risk]

Expenditures to Revenue Ratio (EXRV) (has a weighting of 35%)

- Category 4 District is spending \$1.00 or less for every dollar they are receiving [lowest risk]
- Category 3 District is spending more than \$1.00 to \$1.10 for every dollar they receive
- Category 2 District is spending more than \$1.10 to \$1.20 for every dollar they receive
- Category 1 District is spending more than \$1.20 for every dollar they receive [highest risk]

If the resulting calculation places a district in category 1 or 2, and the Fund Balance to Revenue Ratio (FBRR) is a category 4 then the following calculation is completed:

- $(FBRR - .1)$ divided by $(EXRV - 1.0)$
- If the result is greater than 2, then the Expenditures Revenue score is assigned a 3
- If the result is greater than 1 but less than 2, then the Expenditure Revenue score is assigned a 2

Days Cash on Hand (has a weighting of 10%)

- Category 4 At least 180 days cash on hand [lowest risk]
- Category 3 Less than 180 days cash on hand to at least 90 days cash on hand
- Category 2 Less than 90 days cash on hand to at least 30 days cash on hand
- Category 1 Less than 30 days cash on hand [highest risk]

Percentage of Short-Term Borrowing and Long-Term Borrowing Remaining (Short-term and Long-term borrowing each has a weighting of 10%)

- Category 4 Greater than or equal to 75% debt margin remaining [lowest risk]
- Category 3 Less than 75% but at least 50% debt margin remaining

Category 2	Less than 50% but at least 25% debt margin remaining
Category 1	Less than 25% debt margin remaining [highest risk]

The Total Profile Score is the sum of the five weighted scores. The highest score a district may receive is a 4.00 and the lowest score is 1.00.

Your School District Financial Profile Designation:

If a district receives a score of **3.54 - 4.00**, they are in the highest category of financial strength - **Financial Recognition**. These districts require little or no review or involvement by ISBE unless requested by the district.

If a district receives a score of **3.08 - 3.53**, they are in the next highest financial health category of **Financial Review**. Districts in this category will be given a limited review by ISBE, but they will be monitored for potential downward trends. Staff will be assessing the next year's school budget for negative trends.

If a district receives a score of **2.62 - 3.07**, they are placed in the category of **Financial Early Warning**. ISBE will be monitoring these districts closely and offering proactive technical assistance (e.g., financial projections and cash flow analysis, etc.) These districts will also be reviewed to determine whether they meet the criteria set forth in Article 1A-8 of the **School Code** to be certified in financial difficulty and possibly qualify for a Financial Oversight Panel.

If a district receives a score of **1.00 - 2.61**, they are in the highest risk category of **Financial Watch**. As with the Financial Early Warning districts, ISBE will be monitoring these districts very closely and offering them technical assistance including, but not limited to, financial projections, cash flow analysis, budgeting, personnel inventories, and enrollment projections. These districts will also be reviewed to determine whether they meet criteria set forth in Article 1A-8 of the **School Code** to be certified in financial difficulty and qualify for a Financial Oversight Panel.

Your comments regarding your district's finances are an integral part of the profile. While the Profile is generated from the District's Annual Financial Report (AFR), there are often extenuating circumstances outside of the School Administration's control which have a financial impact on the district. It is within the Comments portion of the Profile that districts are afforded the opportunity to verbally and publicly convey what has transpired in their district which may have or will impact their Total Profile Score. This will allow for the explanation of significant local financial issues such as cash versus accrual accounting implications and timing of revenue receipts versus expenditures incurred for unique circumstances such as school construction projects. In this capacity, the Profile can be implemented as a communication vehicle for a district's constituents.

We will present Total Profile Scores with the applicable School District comments at our anticipated March Board Meeting. The Profile Scores and Comments will then be listed at the [School District Financial Profile](#) website. This website includes a seven year analysis (sorted by district name, county, and designation), a searchable application that will display a 5-year track record.

For further questions regarding ***The School District Financial Profile***, contact a consultant in the School Business Division at the Illinois State Board of Education at (217) 785-8779 or by email at finance1@isbe.net.