



Illinois State Board of Education


100 North First Street • Springfield, Illinois 62777-0001
www.isbe.net

James T. Meeks
Chairman

Tony Smith, Ph.D.
State Superintendent of Education

January 22, 2018

TO: The Honorable Bruce Rauner, Governor
The Honorable John Cullerton, Senate President
The Honorable William E. Brady, Senate Minority Leader
The Honorable Michael J. Madigan, Speaker of the House
The Honorable Jim Durkin, House Minority Leader

FROM: Tony Smith, Ph.D. 
State Superintendent of Education

SUBJECT: Illinois State Board of Education Biennial Charter School Report

Pursuant to its obligation under Section 27A-12 of the Illinois Charter School Law [105 ILCS 5/27A-12], the Illinois State Board of Education submits this Biennial Charter School Report for 2018.

If you have questions or comments, please contact Amanda Elliott or Sarah Hartwick at (217) 782-6510.

cc: Tim Mapes, Clerk of the House
Tim Anderson, Secretary of the Senate
Legislative Research Unit
State Government Report Center

ILLINOIS STATE BOARD OF EDUCATION



2015-16 and 2016-17 Illinois Charter School Biennial Report

Submitted January 2018

Table of Contents

1.	Charter Background	1
1.1	– Statutory and Regulatory Modifications	2
1.2	– Charter Landscape – District Authorizers.....	2
1.3	– Charter Landscape – State Charter School Commission	3
1.4	– Charter Landscape – Charter Highlights.....	4
2.	Number of Charter Schools and Enrollment Trends.....	7
2.1	– Charter School Growth.....	8
2.2	– Charter School Closures	18
3.	Composition of Charter Schools	20
4.	Charter School Student Performance	30
5.	Suggested Statutory Changes	45
6.	Authorizer Information	46

1. Charter Schools Background

Charter schools are public schools governed by an independent board of directors that come into existence through a contract with an authorized public chartering agency. The charter—or contract—establishes the framework within which the school operates and provides public support for the school for a specified term. The charter may be renewed or revoked at the end of the contract term.

Charter schools have been part of the Illinois public education system since April 1996, when the General Assembly passed its first charter law, the 20th in the nation. The Illinois Charter Schools Law, Public Act 89-450, codified at 105 ILCS 5/27A-1 et seq. (eff. April 10, 1996), specifies that school districts are the primary authorizers of charter schools. Section 105 ILCS 5/27A-2 sets forth the intent of the Charter Schools Law as follows:

[T]o create a legitimate avenue for parents, teachers, and community members to take responsible risks and create new, innovative, and more flexible ways of educating children within the public school system. The General Assembly seeks to create opportunities within the public school system of Illinois for development of innovative and accountable teaching techniques.

The Illinois State Board of Education (ISBE) has promulgated a set of regulations at 23 Ill. Admin. Code 650 to implement the Charter Schools Law, where necessary. Such regulations include procedures for: the review, submission, and execution of charter agreements; the certification of charters; biennial reporting requirements; the monitoring of charter school authorizers; and closure of charter schools. Such regulations also provide principles and standards for authorizing charter schools.

Charter schools are afforded flexibility under the Charter Schools Law to help them meet their goals. The law exempts charter schools from a great number of mandates and restrictions applicable to public schools and school districts, except for those designed to protect the well-being and privacy of students and staff. A charter school is operated by an independent governing board, and each charter school has complete autonomy over its educational plan and operations, provided that it adheres to the terms and conditions of its charter. Key components of the charter school's education plan, such as curriculum, staffing, professional development, length of school day and year, and "seat time," are at the discretion of the charter school. In exchange for autonomy and flexibility in operations, charter schools are subject to rigorous accountability standards set forth by the charter authorizer and can be closed if they are not performing or meeting their contractual obligations.

ISBE monitors charter schools and authorizers on an ongoing basis and by statute must compile information and data on the charter school sector into a single report every two years. This report, known as the Illinois Charter School Biennial Report, provides law and policymakers, educators, and the general public with information regarding the state of Illinois' charter schools. In compliance with Section 27A-12 of the Charter Schools Law [105 ILCS 5/27A-12], it contains information that (i) compares the academic performance of charter school students to the performance of their peers in traditional public schools; (ii) analyzes whether or not exemption from certain regulations allows charter schools to better meet their stated goals and objectives; and (iii) recommends any changes to the Charter Schools Law. This report will also include authorizer-specific information in the state, including (i) the authorizer's strategic vision for chartering and progress toward achieving that vision; (ii) the status of each authorizer's charter school portfolio; and (iii) the authorizing functions provided by the authorizer to the charter schools under its purview, including its operating costs and expenses.

1.1 - Statutory and Regulatory Modifications

A number of modifications to the Illinois School Code and the Charter Schools Law and its implementing regulations were enacted since the last edition of this report in 2016. Statutory and regulatory modifications to the Charter Schools Law include:

Public Act 98-0639. Requires a charter school to comply with all applicable absenteeism and truancy policies and requirements applicable to public schools under the laws of the State of Illinois. Sets forth how a charter school must define a truant, chronic or habitual truant, truant minor, and dropout. Effective 07/28/2016.

Public Act 99-0642. As the First 2016 General Revisory Act, this bill made technical and non-substantive changes to the Charter School Law. Effective 07/28/2016.

Public Act 99-0840. Provides that a charter shall be granted for a period of five school years (instead of may be granted for a period not less than five and not more than 10 school years) and may be renewed in incremental periods not to exceed 10 (instead of five) school years. With respect to start-up grants and loans from the Charter Schools Revolving Loan Fund, makes changes concerning their use and the maximum amount that may be awarded. Provides that: (i) an additional charter school campus of a replicating charter school is eligible to receive a loan; (ii) if a charter school is located in a building owned by its school district, the State Board of Education shall award 10 percent of the loan for that charter school to the district; (iii) the State Board may prioritize awarding loan funds to charter schools located in buildings owned by their school district; and (iv) a charter school is responsible for repaying only the loan amount that the charter school received. Effective 01/01/2017.

Public Act 99-0927. Expressly requires charter schools to comply with Section 27-8.1 of the School Code (student immunizations, required health examinations, required screeners). Effective 06/01/2017

The rules implementing the Charter Schools Law [23 Ill. Admin. Code 650] were modified once since the last report as described below:

41 Ill. Reg. 136. PA 98-1048, effective August 25, 2014, amended Section 27A-6(e) of the School Code regarding material revisions to a certified charter school contract. Previously, the law required the State Board to certify any proposed material revision as being “consistent with the provision of the Charter Schools Law” before the revision could take effect. Under the revised statute, material revision may go into effect immediately upon agreement by both parties to the charter contract. The adopted amendments to rules (23 Ill Admin. Code 650.40) were technical amendments clarifying that the State Superintendent does not certify material modifications to a charter agreement. This rulemaking removed the word “revision” from the text. Effective 12/27/2016

1.2 – Charter Schools Landscape – District Authorizers

There are currently 61 charter schools and 141 charter school campuses operating across the state, with a total charter student enrollment of 65,082. There were 10 Illinois Authorizers (9 districts and the Illinois State Charter School Commission) and 13 Illinois school districts that have students drawn from within their boundaries by at least one charter school. This number includes five school districts — City of Chicago

School District 299 (CPS), Rich Township High School District 227, Waukegan Community Unit School District 60, Woodland School District 50, and Fremont School District 79 — that have state-authorized charter schools. The vast majority of charter schools are located within the City of Chicago.

Illinois School District Authorizers
Chicago Public Schools
City of Peoria School District 150
Community Unit School District 300
Decatur School District 61
East St. Louis School District 189
Independent Authority of North Chicago School District 187
McLean County Unit School District No. 5
Rockford School District 205
Springfield School District 186

1.3 – Charter Schools Landscape – State Charter School Commission

The State Charter School Commission is an important part of Illinois’ charter school structure. PA 97-0152, effective July 1, 2011, amended the Charter Schools Law to create the State Charter School Commission (the “Commission”). As an independent state commission with statewide chartering jurisdiction and authority, the Commission is tasked with: (i) promulgating best practices in charter school authorizing; (ii) hearing, investigating, and deciding appeals in cases where a school district fails to act on or denies a charter application, or revokes a charter, or denies renewal; (iii) overseeing charter schools authorized by the Commission; and (iv) submitting biennial reports to the State Board of Education and local school boards on best practices in charter school authorizing, oversight, and renewal.

The Commission is composed of nine members nominated by the Governor and appointed by the State Board of Education. Collectively, Commissioners represent the geographic diversity of Illinois and possess experience and expertise across various fields, including public and nonprofit governance, management and finance, public school leadership, higher education, assessments, curriculum and instruction, and public education law. The statute also requires that at least three Commissioners have prior experience with urban charter schools. Commissioners typically serve terms of four years, but to ensure staggered terms of office, three of the inaugural members were appointed for initial terms of three years and another three members were appointed for initial terms of two years. The remaining three Commissioners have initial terms of four years.

Fifty appeals have been filed with the Commission since it was established. The Commission has granted six of those appeals. The Commission has denied four applications, and all other applicants withdrew their applications before the Commission rendered a decision. The Commission upholds the decision of the district in more than 90 percent of the cases. The Commission portfolio during the two years covered by this report contained eight schools: six authorized on appeal and two previously authorized by ISBE.

1.4 – Charter Schools Landscape – Charter Highlights

One of the most important developments in the 2015-16 school year was acquisition of a federal Quality School Options grant. Illinois was one of eight states awarded a federal grant to expand high-quality public school options. The five-year grant allows Illinois to receive up to \$42 million from the federal government to support the development and growth of new, high-quality public charter school options across the state. Funds from the grant will provide financial assistance for the program design and initial

implementation of charter schools. The funds will also support the dissemination of best practices by existing charter schools that have achieved student body diversity with strong student outcomes or schools that have successfully implemented educational innovation, increased student achievement, or narrowed achievement gaps between student subgroups. This grant will build on ISBE's current initiatives to help schools promote academic excellence by providing equitable options for all students to ultimately close the achievement gap.

One goal under the Quality School Options grant was to increase the sharing of best practices among Illinois charter and non-charter schools. ISBE worked closely with the Illinois Principals Association and the Ed Leaders Network to highlight four charter schools that have made significant strides in achievement and educational innovation. A Best Practices video series is now available for viewing on ISBE's Charter School web page, under the Best Practices Corner (<https://www.isbe.net/Pages/BestPracticeCorner.aspx>). The series shares the experiences and success stories centered on myth-busting charter schools that are building strong and healthy community relationships, implementing a wellness curriculum, and utilizing the local control over curriculum to expand opportunities for students. The schools embraced the opportunity to share their successes with others.

A charter school in Chicago has implemented a "two-way immersion" language model to address its English Learner (EL) population. The students learn through both dual-language and single-language classes in grades K-5. The successful program was awarded a grant under the federal Quality Schools Options grant in Illinois and will begin to share its best practices with a traditional public elementary school in Chicago. The goal is to assist the partner school with the implementation of the program, with hopes of spreading it to more schools in the area.

ISBE undertook a significant effort during the 2016-17 school year to enhance the data reporting transparency with respect to charter schools. Historically, the charter schools with replicating ability (one charter with multiple campuses) were reported as one entity for enrollment, student assessment results, and other reporting purposes. The resulting data presented an overall picture of all schools under the management of the charter school. It was difficult for parents and the community to access individual campus level data needed when determining whether a local charter school presented an attractive option for their family.

All charter school campuses statewide are reflected as individual schools beginning with the 2016-17 data reported in the Illinois Report Card, which can be found at <https://www.illinoisreportcard.com/>. This information, in addition to student assessment and enrollment data, allows parents and students to access a more transparent school report and make an informed choice when selecting a school.

That data tables presented throughout this report will reflect this change in the reporting structure. The 2015-16 data contains the historical structure, with all campuses aggregated under the primary charter school for those replicating charter schools. The 2016-17 data reflects the new structure for each charter campus by name.

Other charter school details to note include:

- Charter schools can be established by creating a new school or converting an existing public school or attendance center to charter school status (known as conversion schools).

- Under the Charter Schools Law, schools *outside* of Chicago have the ability to create new campuses under an existing charter (i.e., to “replicate”) if authorized under their negotiated charter contract. No charter schools outside of Chicago have replicated to date. Conversely, a 2003 amendment to the Charter Schools Law restricts charter schools within Chicago to one campus per charter, but this did not apply to charter schools granted replicating status prior to 2003.
- There are now 13 charter schools in CPS with the ability to create multiple campuses under the same charter. Including all campuses of these multi-campus charter schools, there are 141 charter school campuses in operation statewide.
- There were 65,082 students who attended charter school statewide in the 2016-17 school year, with just over 3 percent of all public school students enrolled in charter schools.

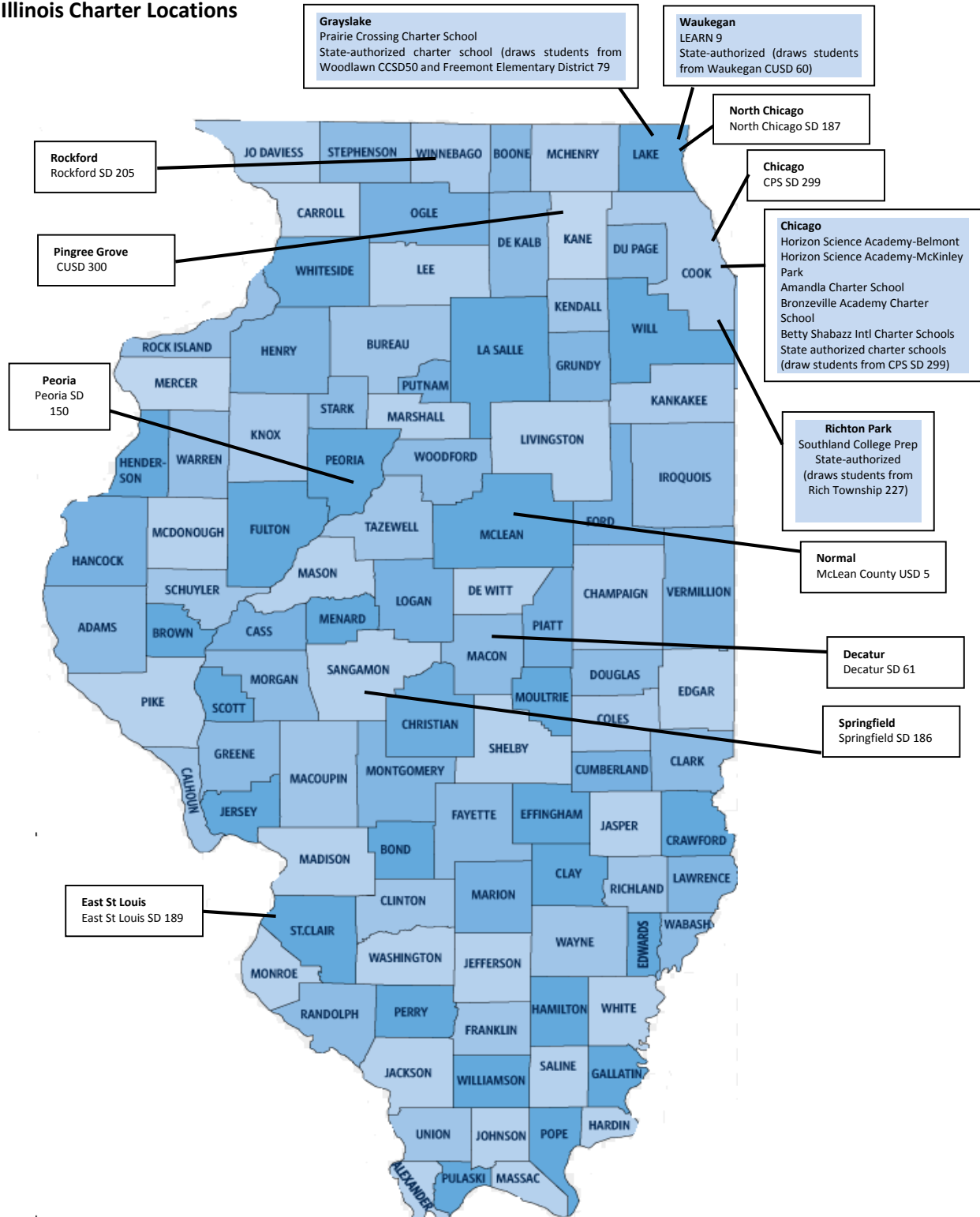
Chicago Public Schools notified three charter schools in the 2015-16 school year that they would be closed due to revocation or non-renewal at the end of the school year: Amandla Charter School, Bronzeville Lighthouse Charter School, and the Barbara Sizemore campus of the Betty Shabazz International Charter Schools. All three schools appealed the district’s decision to the Illinois State Charter School Commission. The Commission overturned all three closings and authorized the schools to open as state-authorized charter schools. The Barbara Sizemore campus was under the charter issued to Betty Shabazz International Charter School, which operated three campuses under a replicating charter. The Commission authorized the management of the entire Shabazz charter as a state-authorized charter.

2015-16 Charter Schools Landscape	
	School Name
CPS New Charters	- Moving Everest Charter School
Commission New Charters	- L.E.A.R.N. Waukegan
Authorizers New Charters	- None
CPS Campus Expansions	- ASPIRA-Business & Finance
Voluntary Suspension	- Youth Connection Charter School-Virtual HS at Malcolm X College
Conversions	- None
Closures	- 8 Points Charter School (Jacksonville District 117) - Amandla Charter School (CPS) - Betty Shabazz-Sizemore (CPS) - Betty Shabazz International Charter School – DuSable Leadership Academy (CPS) - Bronzeville Lighthouse (CPS) - CICS-Hawkins (CPS) - Prologue Joshua Johnston Charter School for Fine Art and Design (CPS)

2016-17 Charter Schools Landscape	
	School Name
CPS New Charters	- None
Commission New Charters	- Amandla Charter School - Betty Shabazz-Sizemore - Bronzeville Lighthouse

Authorizers New Charters	- Learn 10 Charter School (North Chicago)
CPS Campus Expansions	- KIPP Chicago-KIPP Academy (#5) - Noble Network of Charter Schools-Mansueto (Campus #17)
Voluntary Suspension	- None
Conversions	- None
Consolidations	-Rudy Lozano Leadership Academy Campus (consolidation of Instituto Justice Leadership Academy-Rudy Lozano Campus and Rudy Lozano Academy Mastery Campus
Closures	- None

Illinois Charter Locations



2. – Number of Charter Schools and Enrollment Trends

2.1 – Charter School Growth

The Illinois Charter Schools Law is structured to establish separate “caps” for the number of charter schools that may operate at one time in Chicago and in the remainder of the state. Since the law passed, the Illinois General Assembly has voted twice to increase the charter school cap for CPS (from 15 to 30 in 2003 and from 30 to 75 in 2009 in response to Chicago reaching the cap in the preceding years). The increases included five charters devoted exclusively to students re-enrolling in high school after dropping out and students at risk of dropping out. The cap also increased in 2009 outside of Chicago, from 30 to 45. As a result, the number of charter schools in Illinois has grown steadily, from one charter school in 1996-97 to 61 charter schools (47 schools under CPS and 14 schools authorized by either a local school board or the Commission) and 141 campuses operating during the 2016-17 school year. Current charter school growth has become stagnant since the last report in 2016. A major contributing factor to this stagnation is the fiscal and budget uncertainty at the state level. Without a more stable fiscal environment, charter school growth is expected to remain slow.

Table 2A: Growth in Number of Charter Schools Since 1997

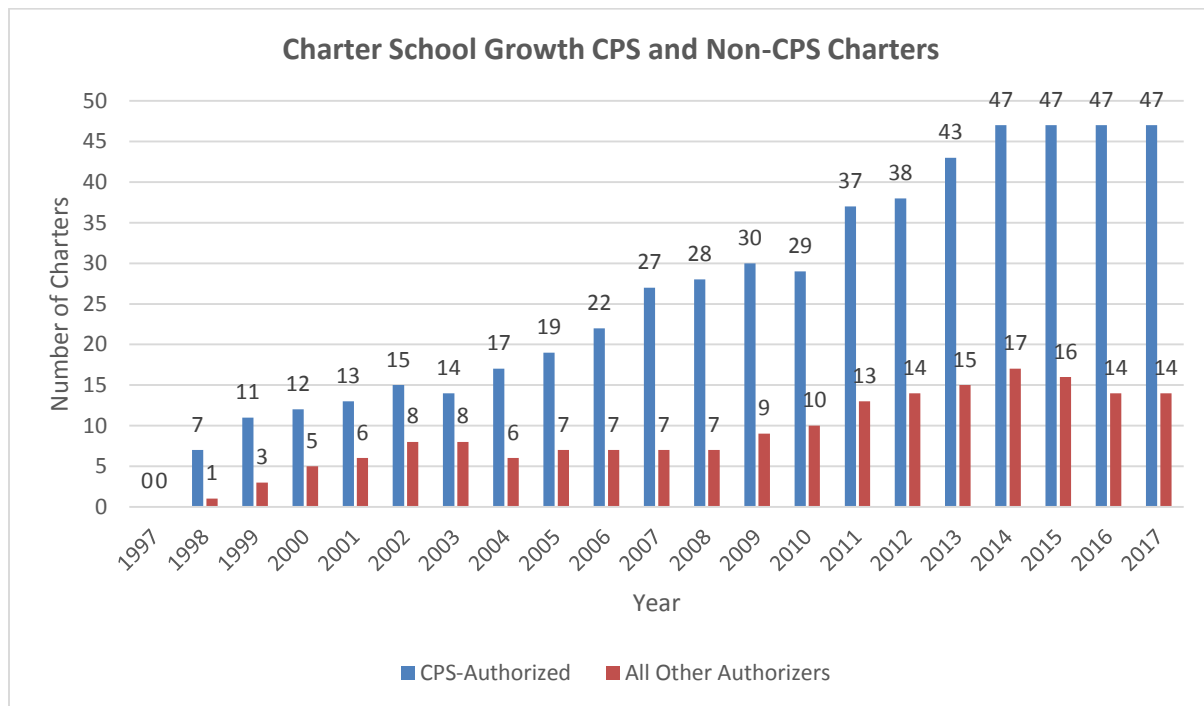
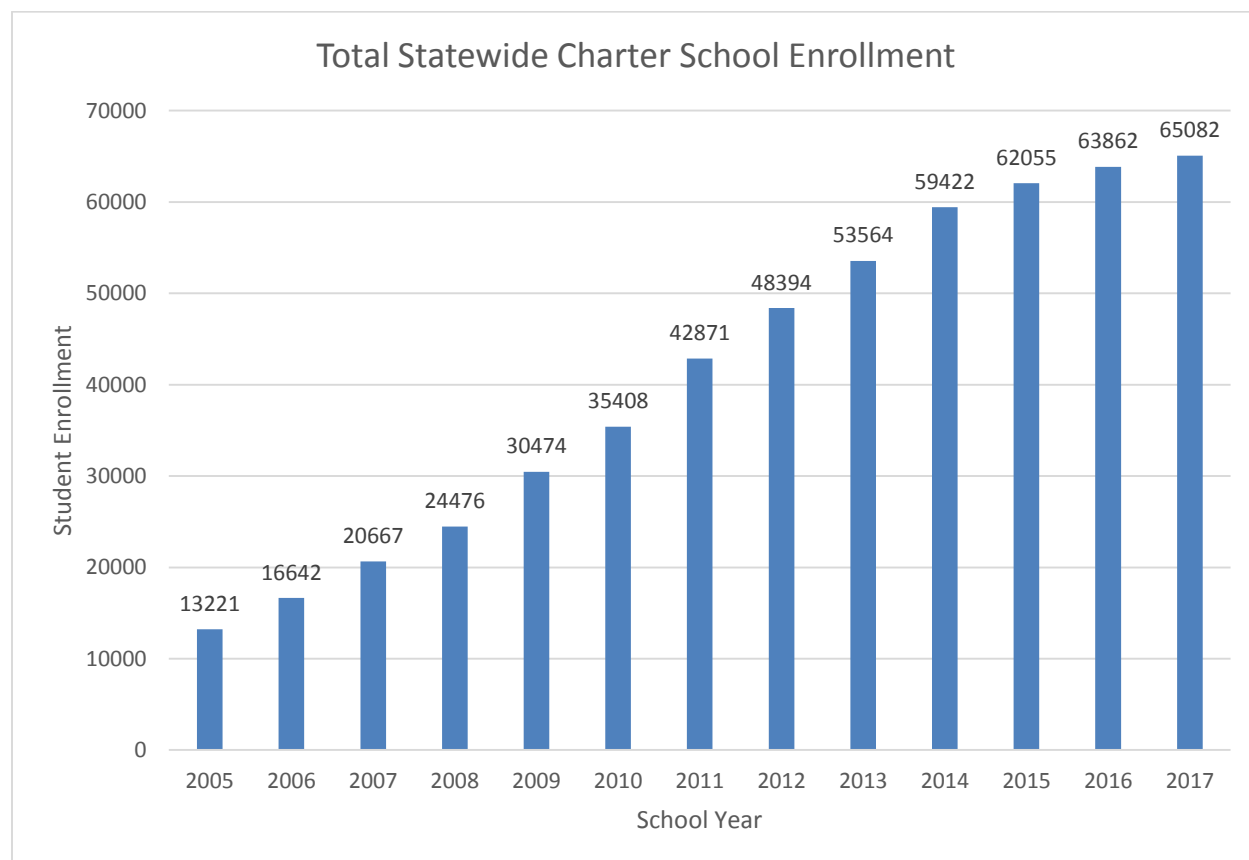


Table 2B: Growth in Charter School Enrollment Since 2005



For all data tables, the following key applies:

	indicates school district data
	indicates no data applicable as a result of enhanced campus level data reporting, or campus not in existence

* indicates Illinois State Charter School Commission authorized charter school

NA indicates this data point was not applicable to this school

0 indicates the data results were zero

Table 2C: District and Charter School 5-Year Enrollment Trends

District/Charter Schools (# of campuses 2012-16)	2012-13	2013-14	2014-15	2015-16	2016-17
Chicago Public Schools District 299	395,071	395,079	397,833	392,051	382,929
Academy for Global Citizenship (AGC) Charter School	293	347	391	446	459
ACERO Charter Network Charter School (Formerly UNO)	6,518	7,591	7,923	8,015	
Acero Charter-Octavio Paz Campus					383
Acero Charter-Rufino Tamayo Campus					287
Acero Charter-Carlos Fuentes Campus					558
Acero Charter-Bartolome de las Casas Campus					284
Acero Charter-Officer Marquez Campus					575
Acero Charter-SPC Zizumbo Campus					622

District/Charter Schools (# of campuses 2012-16)	2012-13	2013-14	2014-15	2015-16	2016-17
Acero Charter-Sandra Cisneros Campus					548
Acero Charter-Esmeralda Santiago Campus					279
Acero Charter-Roberto Clemente Campus					568
Acero Charter-Brighton Park Campus					571
Acero Charter-Jovita Idar Campus					576
Acero Charter-PCS Torres Campus					611
Acero Charter-Major Garcia Campus					620
Acero Charter-Victoria Soto Campus					629
Acero Charter-Sor Juana Ines de la Cruz Campus					731
Alain Locke Charter Academy Charter School	584	490	501	565	543
Architecture, Construction, and Engineering (ACE) Tech Charter School	468	473	443	433	376
ASPIRA Charter School	1,454	1,272	1,165	1,134	
ASPIRA Early College Prep					420
ASPIRA Business and Finance					335
ASPIRA Haugan Campus					536
Catalyst Elementary Charter School - Circle Rock	525	520	513	520	521
Catalyst Maria Charter School	557	829	955	1,093	1103
Chicago Collegiate Charter School		113	173	237	313
Chicago International Charter School (CICS)	8,793	8,676	8,347	8,404	
CICS – Avalon/South Shore					484
CICS – Basil					746
CICS – Bond Campus					341
CICS – Bucktown					694
CICS – Irving Park Campus					556
CICS – Loomis Primary Campus					531
CICS – Longwood Campus					1,351
CICS – Northtown Campus					906
CICS – Prairie Campus					419
CICS – Quest North Campus					285
CICS – Ralph Ellison Campus					425
CICS – Washington Park					479
CICS – West Belden Campus					531
CICS – Wrightwood					781
Chicago Math & Science Academy (CMSA) Charter School	589	605	606	603	599
Chicago Virtual Charter High School	594	686	675	674	652
Christopher House Charter School		95	166	220	276
EPIC Academy Charter High School	481	476	422	435	498
Erie Elementary Charter School	414	422	440	424	419
Foundations College Prep Charter			110	163	209
Frazier Preparatory Academy Charter School		440	379	410	419
Great Lakes Academy Charter School			125	198	251
Horizon Science Academy – Southwest			446	553	665

District/Charter Schools (# of campuses 2012-16)	2012-13	2013-14	2014-15	2015-16	2016-17
Instituto Health Sciences Career Academy (IHSCA) Charter High School	532	761	769	762	756
Instituto Justice Leadership Academy (IJLA) Charter High School	160	232	229	176	129
Intrinsic Charter High School		182	448	818	986
KIPP Ascend Elementary Charter School	661	738	724		
KIPP Ascend Primary Charter School			108		
KIPP Ascend College Prep (both Ascend Schools merged)					878
KIPP One Academy					179
KIPP Bloom Charter Elementary School		84	165	N/A	322
KIPP Academy (formerly KIPP Create)	78	166	234	N/A	303
Kwame Nkrumah Charter Academy	243	217	311	298	212
L.E.A.R.N. Charter School	2,055	2,588	2,991	3,087	
L.E.A.R.N. Charter Butler					643
L.E.A.R.N. Charter Excel Campus					447
L.E.A.R.N. Charter Campbell Campus					435
L.E.A.R.N. Charter South Chicago Campus					492
L.E.A.R.N. Hunter Perkins Campus					495
L.E.A.R.N. Charter 7 th Campus					361
L.E.A.R.N. Charter Middle School					289
Legacy Charter School	503	456	455	478	464
Legal Prep Academy Charter High School	194	222	249	286	305
Montessori Englewood Charter School	91	137	193	275	290
Moving Everest Charter School				170	271
Namaste Charter School	465	478	485	488	485
Noble Street Charter School	7,842	9,013	10,195	11,371	
Noble Street Charter-Pritzker College Prep					1,007
Noble Street Charter-Rauner College Prep					631
Noble Street Charter-Rowe-Clark MS Academy					545
Noble Street Charter-Golder College Prep					650
Noble Street Charter-Comer College Prep					1,140
Noble Street Charter-UIC College Prep					904
Noble Street Charter-Chicago Bulls Prep					1,142
Noble Street Charter-Muchin College Prep					943
Noble Street Charter-Johnson College Prep					859
Noble Street Charter-Hansberry Prep Silver					705
Noble Street Charter-DRW Trading College Prep					541
Noble Street Charter-Butler					585
Noble Street Charter-Baker Campus					387
Noble Street Charter-Noble Campus					636
Noble Street Charter-ITW Speer Academy					812
Noble Street Charter-The Noble Academy					346
Noble Street Charter-Mansueto					173

District/Charter Schools (# of campuses 2012-16)	2012-13	2013-14	2014-15	2015-16	2016-17
North Lawndale College Preparatory Charter High School	863	841	820	805	
North Lawndale Prep Charter-Collins					394
North Lawndale Prep Charter-Christiana					377
Passages Charter School	418	414	419	419	479
Perspectives Charter School	2,211	2,159	2,007	1878	
Perspectives Charter-Joslin Campus					397
Perspectives Charter-Leadership Academy					477
Perspectives Charter-High School of Technology					375
Perspectives Charter-IIT Campus					460
Polaris Charter Academy	381	433	420	438	440
Prologue - Joshua Johnston Charter School for Fine Art and Design (closed June, 2016)	198	231	240	185	
Providence Englewood Charter School	452	472	510	494	498
Rowe Elementary Charter School	481	588	694	806	946
University of Chicago Charter School (UCCS)	1,799	1,813	1,834	1,875	
University of Chicago Charter-Woodlawn					612
University of Chicago Charter-Woodson					295
University of Chicago Charter-North Kentwood					360
University of Chicago Charter-Donoghue					544
Urban Prep Academy for Young Men Charter High School – Bronzeville	403	496	470	416	365
Urban Prep Academy for Young Men Charter High School – Englewood	493	449	472	437	324
Urban Prep Academy for Young Men Charter High School – West	415	470	412	340	272
Young Women’s Leadership Charter School (YW LCS)	345	328	327	335	248
Youth Connection Charter School (YCCS)	3,763	3,902	3,906	3,602	
YCCS-Scholastic Achievement HS					196
YCCS-McKinley-Lakeside Leadership					211
YCCS-ASPIRA Pantoja Alt HS					195
YCCS-Association House El Cuarto Ano HS					172
YCCS-Austin Career Education Center HS					148
YCCS-CCS Academy HS					217
YCCS-Progressive Leadership Academy					184
YCCS-Community Youth Development Institute HS					183
YCCS-Albizu Campus Puerto Rican HS					197
YCCS-Innovations of Arts HS					426
YCCS-Jane Addams Alternative HS					208
YCCS-Latino Youth Alternative HS					216
YCCS-olive Harvey Mid College HS					126
YCCS-Sullivan House Alternative HS					329
YCCS-Truman Middle College HS					205
YCCS-West Town Academy Alternative HS					153
YCCS-Westside Holistic Leadership Academy					122

District/Charter Schools (# of campuses 2012-16)	2012-13	2013-14	2014-15	2015-16	2016-17
YCCS-Youth Connection Leadership					257
YCCS-Chatham					204
Amandla Charter School*	310	349	325	309	277
Betty Shabazz International Charter School*	917	837	706	631	
Betty Shabazz International Charter School*					301
Barbara Sizemore Campus*					260
Bronzeville Lighthouse Charter School*	468	482	467	465	176
Horizon Science Academy (HSA) – Belmont*		292	361	398	495
Horizon Science Academy (HSA) – McKinley*		441	561	638	725
CUSD 300	20,525	20,130	20,141	20,483	20,320
Cambridge Lakes Charter School	827	936	869	868	814
Decatur SD 61	8,613	8,410	8,442	8,590	8,514
Robertson Charter School	376	333	332	331	334
East St. Louis SD 189	6,392	6,147	5,921	5,821	5,259
Southern Illinois University Edwardsville - East St. Louis Charter School	118	114	114	113	109
McLean CUSD 5	13,538	13,395	13,340	13,580	13,346
YouthBuild McLean County Charter School	43	48	35	59	53
North Chicago SD 187	3,681	3,659	3,444	3,416	3,248
L.E.A.R.N. 6 – North Chicago Campus	248	359	490	496	490
L.E.A.R.N. 10 – North Chicago Campus					94
Peoria SD 150	13,976	13,486	13,371	13,197	12,618
Quest Charter Academy	377	453	502	568	597
Fremont SD 79	2,213	2,230	2,091	2,060	2,170
Woodland CCSD 50	6,508	6,347	6,000	5,730	5,673
Prairie Crossing Charter School*	390	384	395	415	424
Rockford SD 205	27,249	26,709	26,363	27,062	26,268
CICS Jackson (formerly CICS Rockford Patriots)	395	516	501	487	504
Galapagos Rockford Charter School	273	294	315	342	319
Legacy Academy of Excellence Charter School	381	443	315	308	315
Rich Township HSD 227	3,656	3,465	3,303	3,227	3,005
Southland College Prep Charter High School*	370	471	494	508	522
Springfield SD 186	14,367	14,482	14,298	14,257	19,996
Springfield Ball Charter School	377	376	378	377	387
Waukegan SD 90	16,138	16,313	17,042	16,819	16,476
L.E.A.R.N. 9-Waukegan*				194	328

Table 2D: Grades Served, Number of Campuses 2015-17

Charter Schools	Grades Served		Number of Campuses	
	2015-2016	2016-2017	2015-2016	2016-2017
Chicago Public Schools District 299				
Academy for Global Citizenship (AGC) Charter School	K-8	K-8	1	1
ACERO Charter Network Charter School (Formerly UNO)	K-12		15	
Acero Charter-Octavio Paz Campus		K-8		1
Acero Charter-Rufino Tamayo Campus		K-8		1
Acero Charter-Carlos Fuentes Campus		K-8		1
Acero Charter-Bartolome de las Casas Campus		K-8		1
Acero Charter-Officer Marquez Campus		K-8		1
Acero Charter-SPC Zizumbo Campus		K-8		1
Acero Charter-Sandra Cisneros Campus		K-8		1
Acero Charter-Esmeralda Santiago Campus		K-8		1
Acero Charter-Roberto Clemente Campus		K-8		1
Acero Charter-Brighton Park Campus		K-8		1
Acero Charter-Jovita Idar Campus		K-8		1
Acero Charter-PCS Torres Campus		K-8		1
Acero Charter-Major Garcia Campus		8-12		1
Acero Charter-Victoria Soto Campus		9-12		1
Acero Charter-Sor Juana Ines de la Cruz Campus		K-11		1
Alain Locke Charter Academy Charter School	PK-8	K-8	1	1
Architecture, Construction, and Engineering (ACE) Tech Charter School	9-12	9-12	1	1
ASPIRA Charter School	6-12		3	
ASPIRA Early College Prep		9-12		1
ASPIRA Business and Finance		9-11		1
ASPIRA Haugan Campus		6-8		1
Catalyst Elementary Charter School - Circle Rock	K-8	K-8	1	1
Catalyst Maria Charter School	K-12	K-12	1	1
Chicago Collegiate Charter School	4-6	4-8	1	1
Chicago International Charter School (CICS)	K-12		15	
CICS – Avalon/South Shore		K-8		1
CICS – Basil		K-8		1
CICS – Bond Campus		K-6		1
CICS – Bucktown		K-8		1
CICS – Irving Park Campus		K-8		1
CICS – Loomis Primary Campus		K-2		1
CICS – Longwood Campus		3-12		1
CICS – Northtown Campus		9-12		1
CICS – Prairie Campus		K-8		1
CICS – Quest North Campus		9-12		1

Charter Schools	Grades Served		Number of Campuses	
	2015-2016	2016-2017	2015-2016	2016-2017
CICS – Ralph Ellison Campus		9-12		1
CICS – Washington Park		K-8		1
CICS – West Belden Campus		K-8		1
CICS – Wrightwood		K-8		1
Chicago Math & Science Academy (CMSA) Charter School	6-12	6-12	1	1
Chicago Virtual Charter High School	K-12	K-12	1	1
Christopher House Charter School	K-3	K-4	1	1
EPIC Academy Charter High School	9-12	9-12	1	1
Erie Elementary Charter School	K-8	K-8	1	1
Foundations College Prep Charter	6-8	6-9	1	1
Frazier Preparatory Academy Charter School	PK-8	PK-8	1	1
Great Lakes Academy Charter School	K-2	K-3	1	1
Horizon Science Academy – Southwest	K-8	K-8	1	1
Instituto Health Sciences Career Academy (IHSCA) Charter High School	9-12	9-12	1	1
Instituto Justice Leadership Academy (IJLA) Charter High School	9-12	9-12	1	1
Intrinsic Charter High School	7-11	7-12	1	1
KIPP Chicago Charter Schools	K-8		4	
KIPP Ascend College Prep		K-8		1
KIPP One Academy		K,1,5-6		1
KIPP Bloom Charter Elementary School		5-8		1
KIPP Academy (formerly KIPP Create)		5-8		1
Kwame Nkrumah Charter Academy	K-8	K-8	1	1
L.E.A.R.N. Charter School	K-8		7	
L.E.A.R.N. Charter Butler		PK-8		1
L.E.A.R.N. Charter Excel Campus		K-5		1
L.E.A.R.N. Charter Campbell Campus		K-5		1
L.E.A.R.N. Charter South Chicago Campus		K-8		1
L.E.A.R.N. Hunter Perkins Campus		K-8		1
L.E.A.R.N. Charter 7 th Campus		PK-5		1
L.E.A.R.N. Charter Middle School		6-8		1
Legacy Charter School	PK-8	K-8	1	1
Legal Prep Academy Charter High School	9-12	9-12	1	1
Montessori Englewood Charter School	PK-5	K-6	1	1
Moving Everest Charter School	K-1	K-2	1	1
Namaste Charter School	K-8	K-8	1	1
Noble Street Charter School	6-12		16	
Noble Street Charter-Pritzker College Prep		9-12		1
Noble Street Charter-Rauner College Prep		9-12		1
Noble Street Charter-Rowe-Clark MS Academy		9-12		1

Charter Schools	Grades Served		Number of Campuses	
	2015-2016	2016-2017	2015-2016	2016-2017
Noble Street Charter-Golder College Prep		9-12		1
Noble Street Charter-Comer College Prep		6-12		1
Noble Street Charter-UIC College Prep		9-12		1
Noble Street Charter-Chicago Bulls Prep		9-12		1
Noble Street Charter-Muchin College Prep		9-12		1
Noble Street Charter-Johnson College Prep		9-12		1
Noble Street Charter-Hansberry Prep Silver		9-12		1
Noble Street Charter-DRW Trading College Prep		9-12		1
Noble Street Charter-Butler		9-12		1
Noble Street Charter-Baker Campus		9-12		1
Noble Street Charter-Noble Campus		9-12		1
Noble Street Charter-ITW Speer Academy		9-12		1
Noble Street Charter-The Noble Academy		9-12		1
Noble Street Charter-Mansueto		9-12		1
North Lawndale College Preparatory Charter High School	8-12		2	
North Lawndale Prep Charter-Collins		9-12		1
North Lawndale Prep Charter-Christiana		9-12		1
Asian Human Services-Passages Charter School	PK-8	K-8	1	1
Perspectives Charter School	6-12		4	
Perspectives Charter-Joslin Campus		6-12		1
Perspectives Charter-Leadership Academy		6-12		1
Perspectives Charter-High School of Technology		9-12		1
Perspectives Charter-IIT Campus		6-12		1
Polaris Charter Academy	K-8	K-8	1	1
Providence Englewood Charter School	K-8	K-8	1	1
Rowe Elementary Charter School	K-8	K-8	1	1
University of Chicago Charter School (UCCS)	K-12		4	
University of Chicago Charter-Woodlawn		6-12		1
University of Chicago Charter-Woodson		7-8		1
University of Chicago Charter-North Kentwood		PK-5		1
University of Chicago Charter-Donoghue		K-5		1
Urban Prep Academy for Young Men Charter High School – Bronzeville	9-12	9-12	1	1
Urban Prep Academy for Young Men Charter High School – Englewood	9-12	9-12	1	1
Urban Prep Academy for Young Men Charter High School – West	9-12	9-12	1	1
Young Women's Leadership Charter School (YWLCS)	9-12	8-12	1	1
Youth Connection Charter School (YCCS)	10-12		20	
YCCS-Scholastic Achievement HS		9-12		1
YCCS-McKinley-Lakeside Leadership		9-12		1

Charter Schools	Grades Served		Number of Campuses	
	2015-2016	2016-2017	2015-2016	2016-2017
YCCS-ASPIRA Pantoja Alt HS		9-12		1
YCCS-Association House El Cuarto Ano HS		9-12		1
YCCS-Austin Career Education Center HS		9-12		1
YCCS-CCA Academy HS		9-12		1
YCCS-Progressive Leadership Academy		9-12		1
YCCS-Community Youth Development Institute HS		9-12		1
YCCS-Albizu Campus Puerto Rican HS		9-12		1
YCCS-Innovations of Arts HS		9-12		1
YCCS-Jane Addams Alternative HS		9-12		1
YCCS-Latino Youth Alternative HS		9-12		1
YCCS-olive Harvey Mid College HS		9-12		1
YCCS-Sullivan House Alternative HS		9-12		1
YCCS-Truman Middle College HS		9-12		1
YCCS-West Town Academy Alternative HS		9-12		1
YCCS-Westside Holistic Leadership Academy		9-12		1
YCCS-Youth Connection Leadership		9-12		1
YCCS-Chatham		9-12		1
Amandla Charter School*	5-12	6-12	1	1
Betty Shabazz International Charter School*	K-12		3	
Betty Shabazz International Charter School*		K-8		1
Barbara Sizemore Campus*		K-8		1
Bronzeville Lighthouse Charter School*	K-8	K-8	1	1
Horizon Science Academy (HSA) – Belmont*	K-7	K-8	1	1
Horizon Science Academy (HSA) – McKinley*	K-10	K-11	1	1
CUSD 300				
Cambridge Lakes Charter School	K-8	K-12	1	1
Decatur SD 61				
Robertson Charter School	K-8	K-8	1	1
East St. Louis SD 189				
Southern Illinois University Edwardsville - East St. Louis Charter School	9-12	9-12	1	1
McLean CUSD 5				
YouthBuild McLean County Charter School	9-12	9-12	1	1
North Chicago SD 187				
L.E.A.R.N. 6 – North Chicago Campus	K-8	K-8	1	1
L.E.A.R.N. 10 – North Chicago Campus		K-3		1
Peoria SD 150				
Quest Charter Academy	5-12	5-12	1	1
Fremont SD 79				
Woodland CCSD 50				

Charter Schools	Grades Served		Number of Campuses	
	2015-2016	2016-2017	2015-2016	2016-2017
Prairie Crossing Charter School*	K-8	K-8	1	1
Rockford SD 205				
CICS Jackson (formerly CICS Rockford Patriots)	K-8	K-8	1	1
Galapagos Rockford Charter School	K-8	K-8	1	1
Legacy Academy of Excellence Charter School	K-11	K-12	1	1
Rich Township HSD 227				
Southland College Prep Charter High School*	9-12	9-12	1	1
Springfield SD 186				
Springfield Ball Charter School	K-8	K-8	1	1
Waukegan SD 60				
L.E.A.R.N. 9-Waukegan*	K-3	K-4	1	1

2.2 – Charter School Closures

Under the Charter Schools Law, a charter may be revoked or not renewed by its authorizer in cases where the charter school failed to comply with any of the requirements of Article 27A, or in the following specifically-enumerated circumstances: (1) the charter committed a material violation of its charter agreement; (2) the charter failed to meet or make reasonable progress toward achievement of the goals and objectives set forth in its charter; (3) the charter failed to meet generally accepted standards of fiscal management; and/or (4) the charter violated any other provision of law from which it was not exempted. A charter school may also terminate operations by mutual agreement with the authorizer.

As stated earlier in this report, Chicago Public Schools notified three charter schools in the 2015-16 school year that they would be closed due to revocation or non-renewal at the end of the school year: Amanda Charter School, Bronzeville Lighthouse Charter School, and the Barbara Sizemore campus of the Betty Shabazz International Charter Schools. All three schools appealed the district's decision to the Illinois State Charter School Commission. The Commission overturned all three closings and authorized the schools to open as state-authorized charter schools. The Barbara Sizemore campus was under the charter issued to Betty Shabazz International Charter School, which operated three campuses under a replicating charter. The Commission authorized the management of the entire Shabazz charter as a state-authorized charter.

Table 2E: Charter Schools That Have Closed/Suspended Operations Since 1998

(Closure information included in this table represents all data available as of the time this report was created)

School Year	Total # Closed	CPS	Non-CPS	School Name(s)/Authorizer	Closure Status
1998-1999	2	1	1	• Chicago Preparatory Charter School (CPS District 299)	
				• Peoria Alternative Charter School (Peoria District 150)	
1999-00	0	0	0		
2000-01	0	0	0		
2001-02	1	0	1	• Governor's State University Charter School (Crete-Monee District 201-U)	

2002-03	4	2	2	<ul style="list-style-type: none"> Nuestra America Charter High School (CPS District 299) 	<ul style="list-style-type: none"> Non-renewal
				<ul style="list-style-type: none"> Global Villages Charter School (CPS District 299)* 	
				<ul style="list-style-type: none"> Thomas Jefferson Charter School (ISBE)** 	<ul style="list-style-type: none"> ISBE Closure
				<ul style="list-style-type: none"> KEYS (Keep Every Youth Successful) Charter School (Edwardsville District 7) 	
2003-04	0	0	0		
2004-05	1	1	0	<ul style="list-style-type: none"> Triumphant Charter Middle School (CPS District 299) 	
2005-06	0	0	0		
2006-07	1	0	1	<ul style="list-style-type: none"> Lincoln Charter School (Venice CUSD 3) 	<ul style="list-style-type: none"> Voluntary Closure
2007-08	0	0	0		
2008-09	2	1	1	<ul style="list-style-type: none"> Children's Choir Academy Charter School (CPS District 299) 	<ul style="list-style-type: none"> Voluntary Closure
				<ul style="list-style-type: none"> Ft. Bowman Charter School (Cahokia CUSD 187) 	
2009-10	1	1	0	<ul style="list-style-type: none"> Academy of Communications & Technology (ACT) Charter High School (CPS District 299)*** 	<ul style="list-style-type: none"> Voluntary Suspension
2010-11	0	0	0		
2011-12	0	0	0		
2012-13	3	3	0	<ul style="list-style-type: none"> YCCS-Howard Leadership Academy (CPS District 299) 	<ul style="list-style-type: none"> Voluntary Closure
				<ul style="list-style-type: none"> YCCS-Options Laboratory (CPS District 299) 	<ul style="list-style-type: none"> Voluntary Closure
				<ul style="list-style-type: none"> YCCS-Paul Simon Academy (Job Corps) (CPS District 299) 	<ul style="list-style-type: none"> Voluntary Closure
2013-14	1	1	0	<ul style="list-style-type: none"> Chicago Talent Development Charter School (CPS District 299) 	<ul style="list-style-type: none"> Voluntary Closure
2014-15	6	4	2	<ul style="list-style-type: none"> ASPIRA Charter School- Mirta Ramirez High School (CPS District 299) 	<ul style="list-style-type: none"> Voluntary Phase Out
				<ul style="list-style-type: none"> Beardstown Charter School (Beardstown CUSD 15) 	<ul style="list-style-type: none"> Voluntary Closure
				<ul style="list-style-type: none"> Catalyst Charter School – Howland (CPS District 299) 	<ul style="list-style-type: none"> Voluntary Closure
				<ul style="list-style-type: none"> Henry Ford Academy Power House High (CPS District 299) 	<ul style="list-style-type: none"> Voluntary Phase Out
				<ul style="list-style-type: none"> Tomorrow's Builders (East St Louis District 117) 	<ul style="list-style-type: none"> ISBE Directed Non-renewal
				<ul style="list-style-type: none"> YCCS-Virtual High School (CPS District 299)**** 	<ul style="list-style-type: none"> Voluntary Suspension
2015-16	4	3	1	<ul style="list-style-type: none"> 8 Points Charter School (Jacksonville District 117) 	<ul style="list-style-type: none"> Non-renewal
				<ul style="list-style-type: none"> Chicago International Charter School-Larry Hawkins (CPS District 299) 	<ul style="list-style-type: none"> Closure
				<ul style="list-style-type: none"> Galapagos Charter School (CPS District 299) 	<ul style="list-style-type: none"> Voluntary Closure
				<ul style="list-style-type: none"> Betty Shabazz International Charter School – DuSable Leadership 	<ul style="list-style-type: none"> Non-renewal Phase Out

				<ul style="list-style-type: none"> Prologue – Joshua Johnston Charter School for Fine Art and Design (CPS District 299) 	<ul style="list-style-type: none"> Non-renewal
2016-17	0	0	0		

The charter schools closed at the end of the school year indicated, except for Chicago Preparatory Charter School, Nuestra America Charter High School, and YCCS-Paul Simon Academy (Job Corps), each of which closed mid-school year. This data comes from ISBE's Public School Directory.

- * Global Villages closed after 2003 and became: Passages Charter School (still open) and Children's Choir Academy Charter School (closed after 2008-09 school year).
- ** The 2012 Biennial Report mistakenly listed Community Consolidated School District 59 (Des Plaines) as the authorizer of Thomas Jefferson Charter School. In fact, ISBE authorized Thomas Jefferson on appeal from District 59's decision to deny the charter proposal. The school operated from SY1998-99 through SY2002-03, and was ordered by ISBE to close in August 2003.
- *** ACT Charter School did not technically close. Rather, it suspended operations at the end of SY2009-10 for a two-year period (school years 2010-11 and 2011-12), and was renewed by CPS in 2012 under new management. The charter school is now referred to as KIPP Chicago Schools.
- **** YCCS-Virtual High School temporarily suspended operations after the end of SY2014-15.

3. Composition of Charter Schools

One of the primary goals of the Illinois Charter Schools Law continues to be a focus on increased learning opportunities for all pupils, with a special emphasis on expanded learning opportunities for at-risk pupils. The law provides the only definition for "at-risk pupils" found in the Illinois School Code, defining the term as pupils who, because of physical, emotional, socioeconomic or cultural factors, are less likely to succeed in a conventional educational environment. Likewise, under the law, local school boards and the Commission must give preference to charter proposals that are designed to enroll and serve a substantial proportion of at-risk children.

At the same time, these are public schools of choice, so the student body of a charter school is determined by parent selection, in addition to a lottery process when the school is oversubscribed. The orientation of charter schools in Illinois varies widely, and such orientation may drive the student population (e.g., a charter school whose mission is to educate EL students may have a higher population of Hispanic students than another school within the same district). The confluence of these factors means a charter school's demographics may not necessarily mirror the district's population.

As stated above, a significant reporting change was implemented for the 2016-17 Illinois Report Card data. Historically, charter schools with replicating ability (one charter with multiple campuses) had their data reported as an aggregate under the primary charter. Results for individual campuses were not available. All campuses are reported individually in the 2016-17 data in order to facilitate more transparency for students, parents, the community, and charter authorizers.

Data points to note include:

- Percentage of low-income students in charter schools in Chicago is generally reflective of the school district. Outside of Chicago, the proportionality varies widely from district to district. Some charter schools serve a significantly smaller proportion of low-income students than the district in which they are located.
- Charter schools continue to serve a disproportionately smaller number of English Learners than the school district where they are located.
- The representation of students with disabilities in Illinois' charter schools is mixed: Students with disabilities are sometimes overrepresented, sometimes underrepresented, and sometimes reflective of the district where they are located.
- 2017 4-Year Graduation Rate:

- Among all charter schools: 74.78%
- Among Chicago charter schools only: 74.67%
- Among traditional public schools (excluding charter schools): 89.37%
- 2017 5-Year Graduation Rate:
 - Among all charter schools: 67.08%
 - Among Chicago charter schools only: 65.78%
 - Among traditional public schools (excluding charter schools): 90.47%
- 2017 High School Dropout Rate:
 - Among all charter schools: 13.2%
 - Among Chicago charter schools only: 14.29%
 - Among traditional public schools (excluding charter schools): 1.48%

Table 3A: Student Demographics – Student Enrollment Percentages by Ethnicity

	White		Black		Hispanic		Asian		Hawaiian/ Pacific Islander		American Indian		Multi-Racial	
	2015- 16	2016- 17	2015- 16	2016- 17	2015- 16	2016- 17	2015- 16	2016- 17	2015- 16	2016- 17	2015- 16	2016- 17	2015- 16	2016- 17
CITY OF CHICAGO 299	9.7	10	38.9	37.6	46.1	46.4	3.7	3.9	0.2	0.2	0.2	0.3	1.2	1.5
Academy for Global Citizenship	6.3	6.8	4.3	4.4	88.6	87.4	0	0	0	0	0.2	0.4	0.7	1.1
Ace Technical Charter High School	1.2	1.6	84.8	81.6	13.9	16.2	0	0	0	0.3	0	0	0.2	0.3
Acero Charter Schools(formerly UNO)	0.8	NA	2.6	NA	95.8	NA	0.3	NA	0	NA	0.3	NA	0.1	NA
Acero Chtr - Bartolome de las Casas	NA	0	NA	0.7	NA	99.3	NA	0	NA	0	NA	0	NA	0
Acero Chtr - Carlos Fuentes Campus	NA	1.1	NA	0.5	NA	97.7	NA	0.5	NA	0	NA	0	NA	0.2
Acero Chtr - Esmeralda Santiago Campus	NA	1.4	NA	2.2	NA	95.7	NA	0.4	NA	0	NA	0.4	NA	0
Acero Chtr - Octavio Paz Campus	NA	0.5	NA	5.2	NA	93.7	NA	0	NA	0	NA	0.3	NA	0.3
Acero Chtr - Officer Marquez Campus	NA	0	NA	0.5	NA	99	NA	0	NA	0	NA	0.5	NA	0
Acero Chtr Roberto Clemente Campus	NA	1.1	NA	3.7	NA	94.7	NA	0	NA	0	NA	0.5	NA	0
Acero Chtr - Rufino Tamayo Campus	NA	0	NA	0.3	NA	99.3	NA	0	NA	0	NA	0.3	NA	0
Acero Chtr - Sandra Cisneros Campus	NA	0.2	NA	0.4	NA	98.7	NA	0.2	NA	0	NA	0.5	NA	0
Acero Chtr Sor Juana Ines de la Cruz Campus	NA	1.2	NA	20.2	NA	74.8	NA	1.9	NA	0	NA	1	NA	0.8
Acero Chtr - SPC Zizumbo Campus	NA	1.3	NA	0	NA	98.2	NA	0	NA	0	NA	0.3	NA	0.2
Acero Chtr Netrk - Major Garcia Campus	NA	1.8	NA	0.3	NA	96.9	NA	0.5	NA	0	NA	0.5	NA	0
Acero Chtr Network - Jovita Idar Campus	NA	0.2	NA	0	NA	99.5	NA	0	NA	0	NA	0.3	NA	0
Acero Chtr Network - PFC Omar Torres Campus	NA	0.5	NA	0.7	NA	98.5	NA	0	NA	0	NA	0.3	NA	0
Acero Chtr Sch Netwrk-Victoria Soto Campus	NA	0.5	NA	1.4	NA	97.9	NA	0.2	NA	0	NA	0	NA	0
Acero Chtr-Brighton Park Campus	NA	0.4	NA	0.7	NA	98.6	NA	0	NA	0	NA	0	NA	0.4
Asian Human Svcs-Passage Chtr	6.4	8.4	45.6	45.5	20.4	19.4	22.8	22.3	0.7	0.8	0.4	0.4	3.8	3.1
ASPIRA Charter Schools	1.9	NA	2.6	NA	92.4	NA	1.7	NA	0.1	NA	0.5	NA	0.8	NA

ASPIRA Charter - Bus and Fin	NA	2.7	NA	1.5	NA	93.7	NA	0.3	NA	0	NA	0.6	NA	1.2
ASPIRA Charter - Early College Pr	NA	1.2	NA	2.6	NA	95	NA	1.2	NA	0	NA	0	NA	0
ASPIRA Charter - Haugan Campus	NA	2.2	NA	3.2	NA	89.4	NA	3.5	NA	0	NA	0.4	NA	1.3
Catalyst Charter - Maria ES	1.2	1.3	45.9	45.6	51.8	52.1	0.2	0.2	0.1	0.2	0.3	0.2	0.5	0.5
Catalyst Charter-Circle Rock ES	0	0	98.1	96.7	1	2.3	0.2	0.2	0	0	0	0.4	0.8	0.4
Chicago Collegiate Charter School	0	0	97	98.7	2.5	1.3	0	0	0	0	0	0	0.4	0
Chicago Math & Sci Elem Charter	2.5	2.8	30.5	29.5	54.2	54.1	11.4	11.5	0	0	0.3	0.3	1	1.7
Chicago Virtual Charter School	16	14.7	54.9	51.5	18.2	19	7.3	6.9	0.1	0	0.3	0.3	3.1	7.5
Christopher House Chrt ES	2.3	1.4	6.4	3.3	90.9	94.9	0.5	0.4	0	0	0	0	0	0
Chicago International Charter (CICS)	3.8	0	65.5	84.8	27.2	12.1	2.2	0	0.1	0	0.2	0	1.1	3
CICS - Avalon/South Shore	NA	0	NA	97.3	NA	1.2	NA	0.2	NA	0	NA	0.4	NA	0.8
CICS - Basil Campus	NA	0.3	NA	84.9	NA	13.7	NA	0.1	NA	0	NA	0.5	NA	0.5
CICS - Bond Campus	NA	0	NA	100	NA	0	NA	0	NA	0	NA	0	NA	0
CICS - Bucktown Campus	NA	3.3	NA	11.4	NA	82.1	NA	0.6	NA	0	NA	1.2	NA	1.4
CICS - Irving Park Campus	NA	19.1	NA	5.8	NA	67.1	NA	5.4	NA	0.5	NA	0.2	NA	2
CICS - Longwood Campus	NA	0.1	NA	99.2	NA	0.6	NA	0	NA	0.1	NA	0	NA	0.1
CICS - Loomis Primary Campus	NA	0.2	NA	97.9	NA	0.6	NA	0	NA	0	NA	0.4	NA	0.9
CICS - Northtown Campus	NA	19.5	NA	6.7	NA	54.1	NA	15.7	NA	0.4	NA	1.2	NA	2.3
CICS - Prairie Campus	NA	0.5	NA	48.9	NA	48.4	NA	0	NA	0.2	NA	0	NA	1.9
CICS - Quest North Campus	NA	2.8	NA	76.1	NA	19.3	NA	0.4	NA	0	NA	0	NA	1.4
CICS - Ralph Ellison Campus	NA	0	NA	99.3	NA	0.5	NA	0	NA	0	NA	0	NA	0.2
CICS - Washington Pk Campus	NA	0	NA	98.3	NA	0.6	NA	0	NA	0	NA	0	NA	1
CICS - West Belden Campus	NA	0.9	NA	7.2	NA	91.3	NA	0.2	NA	0	NA	0.2	NA	0.2
CICS - Wrightwood	NA	0.5	NA	95.1	NA	2.7	NA	0	NA	0	NA	0.3	NA	1.4
EPIC Academy High School	0.9	0.4	57.7	63.3	40.2	35.7	0	0	0	0.2	0	0	1.1	0.4
Erie Elem Charter School	1.4	1	14.9	12.6	81.2	83.8	0.2	0.2	0	0	0	0	2.4	2.4
Foundations College Prep Charter	0	0	98.8	98.6	1.2	1.4	0	0	0	0	0	0	0	0
Frazier Prep Acad Charter ES	0	0	97.8	98.3	1.7	1.4	0	0	0	0	0	0	0.5	0.2
Great Lakes Academy Charter ES	0	0	89.4	89.6	10.6	10	0	0	0	0	0	0	0	0.4
Horizon Sci Acad - Southwest Chtr	0.7	0.5	37.6	33.8	61.1	65.1	0	0	0	0	0.2	0.2	0.4	0.5
IHSCA Charter High School	0.9	0.7	3.8	3.3	95.3	95.8	0	0	0	0	0	0.1	0	0.1
IILA Charter High School	2.3	0.8	1.1	0.8	94.3	97.7	0	0	0	0	0	0.8	2.3	0
Intrinsic Charter High School	6.4	4.8	6.7	5.4	83.5	87.1	2.4	1.8	0	0	0.4	0.4	0.6	0.5

KIPP Chicago Charter Schools	0.4	NA	95.1	NA	3.7	NA	0.1	NA	0	NA	0.1	NA	0.5	NA
KIPP Academy Chicago Campus	NA	0	NA	97.7	NA	2.3	NA	0	NA	0	NA	0	NA	0
KIPP Chicago Chrtres - Ascend Acad	NA	0.7	NA	95.1	NA	4	NA	0	NA	0	NA	0.2	NA	0
KIPP Chicago Chrtres Bloom Campus	NA	0.3	NA	98.1	NA	0.6	NA	0	NA	0	NA	0	NA	0.9
KIPP One Academy	NA	0.6	NA	84.4	NA	15.1	NA	0	NA	0	NA	0	NA	0
LEARN Charter Schools	0.2	NA	95.8	NA	3.9	NA	0	NA	0	NA	0	NA	0.1	NA
LEARN Charter Excel Campus	NA	0	NA	97.8	NA	2	NA	0	NA	0	NA	0.2	NA	0
LEARN Chtr - Hunter Perkins Camp	NA	0	NA	99.8	NA	0.2	NA	0	NA	0	NA	0	NA	0
LEARN Chtr - 7th Campus	NA	0.3	NA	94.5	NA	4.7	NA	0.3	NA	0	NA	0	NA	0.3
LEARN Chtr - Butler	NA	0.2	NA	98.6	NA	1.2	NA	0	NA	0	NA	0	NA	0
LEARN Chtr - Middle School	NA	0	NA	97.9	NA	1	NA	0	NA	0	NA	0.3	NA	0.7
LEARN Chtr - South Chicago Campus	NA	0.4	NA	88	NA	11.4	NA	0	NA	0.2	NA	0	NA	0
LEARN Chtr-Campbell Campus	NA	0.2	NA	94.3	NA	5.3	NA	0	NA	0	NA	0	NA	0.2
Legacy Elem Charter School	0	0	96.4	98.1	3.1	1.7	0	0	0	0	0.2	0.2	0.2	0
Legal Prep Academy Charter HS	0	0	99.3	99	0.7	0.7	0	0	0	0	0	0.3	0	0
Locke A Elem Charter Academy	0	0.2	99.3	99.1	0.7	0.6	0	0	0	0	0	0	0	0.2
Montessori of Englewood Chtr ES	0.4	0.3	97.5	96.9	2.2	2.4	0	0	0	0	0	0.3	0	0
Moving Everest Charter School	0	0.7	94.1	94.5	2.9	1.8	0	0	0	0	0	0.4	2.9	2.6
Namaste Elem Charter School	7.6	7.6	3.7	3.1	86.1	87.2	1	0.4	0.2	0.2	0.4	0.4	1	1
Nkrumah Academy Charter ES	0.3	0	97.7	99.5	2	0.5	0	0	0	0	0	0	0	0
Noble Street Charter Schools	0.9	NA	49	NA	48.3	NA	1	NA	0	NA	0.3	NA	0.5	NA
Noble St Chtr - Mansueto	NA	1.2	NA	1.7	NA	91.9	NA	4.6	NA	0	NA	0.6	NA	0
Noble St Chtr Rauner College Prep	NA	2.5	NA	13.3	NA	81.9	NA	0.3	NA	0	NA	1.1	NA	0.8
Noble St Chtr-Baker Campus	NA	0.8	NA	86.8	NA	10.1	NA	0.3	NA	0	NA	0.8	NA	1.3
Noble St Chtr-Butler -	NA	0	NA	96.8	NA	2.7	NA	0	NA	0.2	NA	0	NA	0.3
Noble St Chtr-Chicago Bulls Prep	NA	0.3	NA	31	NA	68	NA	0.3	NA	0.1	NA	0.1	NA	0.3
Noble St Chtr-Comer College Prep	NA	0	NA	95.8	NA	3.6	NA	0	NA	0	NA	0	NA	0.6
Noble St Chtr-DRW Trading Col	NA	0.4	NA	93.3	NA	5.7	NA	0	NA	0	NA	0	NA	0.6
Noble St Chtr-Golder College Prep	NA	1.7	NA	10.5	NA	86	NA	0.6	NA	0	NA	0.3	NA	0.9
Noble St Chtr-Hansberry Prep	NA	0	NA	98.2	NA	1.4	NA	0	NA	0	NA	0	NA	0.4
Noble St Chtr-ITW Speer Acad	NA	1.8	NA	12.7	NA	84.5	NA	0.2	NA	0.1	NA	0.2	NA	0.4
Noble St Chtr-Johnson Colg Prep	NA	0.1	NA	96.5	NA	2.2	NA	0.5	NA	0.1	NA	0	NA	0.6
Noble St Chtr-Muchin College Prep	NA	1	NA	26.2	NA	67.4	NA	4.8	NA	0	NA	0.3	NA	0.3

Noble St Chtr-Noble Campus	NA	1.6	NA	9.3	NA	87.7	NA	0.5	NA	0	NA	0.6	NA	0.3
Noble St Chtr-Pritzker Col Prep	NA	0.5	NA	2.8	NA	95.9	NA	0.1	NA	0	NA	0.4	NA	0.3
Noble St Chtr-Rowe-Clark MS Acad	NA	0.2	NA	73.6	NA	24.8	NA	0.4	NA	0	NA	0.4	NA	0.7
Noble St Chtr-The Noble Academy	NA	2.6	NA	44.8	NA	46.5	NA	2.9	NA	0	NA	1.2	NA	2
Noble St Chtr-UIC College Prep	NA	1.9	NA	25.8	NA	68.6	NA	3.1	NA	0.1	NA	0.3	NA	0.2
North Lawndale Charter HS	0	NA	99.4	NA	0.4	NA	0	NA	0	NA	0	NA	0.2	NA
North Lawndale Prep Chtr - Christ	NA	0	NA	99.5	NA	0.3	NA	0	NA	0	NA	0	NA	0.3
North Lawndale Prep Chtr-Collins	NA	0	NA	99.2	NA	0.5	NA	0	NA	0	NA	0	NA	0.3
Perspectives Charter HS	0.5	NA	93.5	NA	4.5	NA	0.4	NA	0.2	NA	0.1	NA	0.9	NA
Perspectives Chtr - IIT Campus	NA	0.2	NA	96.7	NA	2.4	NA	0.4	NA	0	NA	0	NA	0.2
Perspectives Chtr - HS of Tech	NA	0	NA	97.3	NA	1.6	NA	0	NA	0	NA	0	NA	1.1
Perspectives Chtr - Joslin Campus	NA	1	NA	83.6	NA	12.6	NA	0.8	NA	0.5	NA	0	NA	1.5
Perspectives Chtr - Leadership Ac	NA	0	NA	97.7	NA	0.8	NA	0	NA	0.2	NA	0.2	NA	1
Polaris Elem Charter Academy	0.2	0.2	88.6	88.9	10.5	10	0	0	0	0	0	0.2	0.7	0.7
Providence-Englewood Elem Charter	0.2	0.2	96.4	96	2.8	3.2	0	0	0.2	0.2	0	0.2	0.4	0.2
Rowe Elementary	1.7	1.9	14.4	16.7	82.5	80.7	0.2	0.1	0	0	0.1	0.1	1	0.5
Univ of Chicago Charter Schools	0.7	NA	97.4	NA	1	NA	0	NA	0.1	NA	0	NA	0.9	NA
Univ of Chicago Chtr - Woodson	NA	0	NA	99	NA	0.7	NA	0	NA	0	NA	0	NA	0.3
Univ of Chicago Chtr-Donoghue	NA	0	NA	98.3	NA	1.1	NA	0	NA	0	NA	0.2	NA	0.4
Univ of Chicago Chtr-Nth Kenwood	NA	3.3	NA	94.4	NA	0.8	NA	0	NA	0	NA	0	NA	1.4
Univ of Chicago Chtr-Woodlawn	NA	0.7	NA	98	NA	0.8	NA	0	NA	0.2	NA	0	NA	0.3
Urban Prep Chtr Bronzeville HS	0	0	98.3	97.5	1.2	1.6	0	0	0	0	0	0	0.5	0.8
Urban Prep Chtr Acad Englewood HS	0	0	99.1	98.8	0.2	0.9	0	0	0	0	0	0	0.7	0.3
Urban Prep Chtr West Campus HS	0	0	98.5	98.9	0.9	0.7	0	0	0	0	0	0	0.6	0.4
Youth Connections Charter HS	1.2	NA	71.5	NA	26	NA	0.3	NA	0.1	NA	0.2	NA	0.7	NA
YCCS Chtr - Chatham	NA	0	NA	98	NA	1	NA	0	NA	0	NA	0	NA	1
YCCS-Albizu Campus Puerto Rican	NA	2	NA	17.3	NA	80.7	NA	0	NA	0	NA	0	NA	0
YCCS-ASPIRA Pantoja Alt HS	NA	1	NA	3.6	NA	93.8	NA	0.5	NA	0	NA	1	NA	0
YCCS-Assoc Hse El Cuarto Ano HS	NA	1.7	NA	26.2	NA	70.9	NA	0	NA	0	NA	0	NA	1.2
YCCS-Austin Career Ed Cntr HS	NA	0.7	NA	92.6	NA	6.8	NA	0	NA	0	NA	0	NA	0
YCCS-CCA Academy HS	NA	0	NA	99.1	NA	0.5	NA	0	NA	0	NA	0	NA	0.5
YCCS-Community Youth Dev Inst HS	NA	0	NA	99.5	NA	0.5	NA	0	NA	0	NA	0	NA	0
YCCS-Innovations of Arts Integr	NA	1.9	NA	87.8	NA	8.5	NA	0.5	NA	0	NA	0.2	NA	1.2

YCCS-Jane Addams Alternative HS	NA	1.4	NA	33.7	NA	62	NA	1	NA	1	NA	0.5	NA	0.5
YCCS-Latino Youth Alternative HS	NA	0.9	NA	8.3	NA	90.7	NA	0	NA	0	NA	0	NA	0
YCCS-McKinley-Lakeside Leadership	NA	0	NA	97.2	NA	2.8	NA	0	NA	0	NA	0	NA	0
YCCS-Olive Harvey Mid College HS	NA	0	NA	91.3	NA	7.9	NA	0	NA	0	NA	0	NA	0.8
YCCS-Progressive Leadership Acad	NA	0	NA	98.9	NA	0.5	NA	0	NA	0	NA	0	NA	0.5
YCCS-Scholastic Achievement HS	NA	0	NA	96.4	NA	3.6	NA	0	NA	0	NA	0	NA	0
YCCS-Sullivan House Alt HS	NA	0	NA	94.2	NA	5.5	NA	0	NA	0	NA	0.3	NA	0
YCCS-Truman Middle College HS	NA	8.8	NA	33.7	NA	52.2	NA	2.9	NA	0.5	NA	0.5	NA	1.5
YCCS-West Town Academy Alt HS	NA	0.7	NA	83	NA	15.7	NA	0	NA	0	NA	0	NA	0.7
YCCS-Westside Holistic Ldr Acad	NA	0	NA	79.5	NA	20.5	NA	0	NA	0	NA	0	NA	0
YCCS-Youth Connection Leadership	NA	1.2	NA	92.6	NA	5.1	NA	0	NA	0	NA	0	NA	1.2
Young Womens Leadership Chartr HS	1.2	0.8	92.5	92.7	5.7	6	0	0	0	0	0	0	0.6	0.4
Amandla Charter School*	0.6	0.4	97.7	97.1	1	2.2	0	0	0	0	0	0	0.6	0.4
Barbara A Sizemore Campus*	NA	0	NA	99.6	NA	0.4	NA	0	NA	0	NA	0	NA	0
Betty Shabazz Internl Charter Sch*	NA	0	NA	99.3	NA	0.3	NA	0	NA	0	NA	0	NA	0.3
Bronzeville Lighthouse Chtr Sch *	0.4	0.6	95.9	99.4	0.2	0	0	0	0	0	0	0	3.4	0
CUSD 300	49.3	48.5	5	4.9	36.2	37.2	6	5.9	0.1	0.1	0.2	0.2	3.3	3.3
Cambridge Lakes Charter School	46.8	45.1	3.6	4.5	24	25.1	19	18.1	0.6	0.6	0.5	0.1	5.6	6.5
Decatur SD 61	37.6	37.8	46.1	45.7	3.5	3.6	1	0.7	0.1	0.1	0.2	0.2	11.5	11.9
Robertson Charter School	4.2	2.7	87.6	88.6	0	0.6	0	0	0	0	0	0	8.2	8.1
East St Louis SD 189	0.6	0.4	97.5	97.6	1.5	1.4	0	0	0	0	0.1	0.1	0.2	0.4
SIU Charter Sch of East St Louis	0	0.9	98.2	97.2	0.9	0.9	0	0	0	0	0	0	0.9	0.9
Horizon Science Acad-Belmont*	1.5	0.6	75.6	68.9	20.1	26.5	0	0.2	0	0	0	0.4	2.8	3.4
Horizon Science Acad-McKinley Pk*	5.3	6.5	4.4	4.6	86.8	82.6	1.1	1.2	0	0	0	0	2.4	5.1
McLEAN COUNTY CUSD 5	65.9	65.6	11.8	11.9	6.9	7	9	9.1	0.1	0.1	0.3	0.3	5.9	5.8
YBMC Charter Sch	42.4	47.2	44.1	37.7	3.4	9.4	1.7	0	0	0	0	0	8.5	5.7
North Chicago SD 187	5.7	5.6	38.1	35.9	52.6	54	0.8	0.8	0.4	0.4	0.2	0.4	2.2	2.8
LEARN 10 Charter School	Na	20.2	Na	31.9	Na	37.2	Na	0	Na	3.2	Na	1.1	Na	6.4
LEARN Chtr Sch 6 N Chicago Campus	16.1	15.3	37.5	33.7	39.9	40.2	2.2	4.3	1.2	1	0.2	2	2.8	3.5
Peoria SD 150	22.6	21.7	57.3	57.1	9.7	10.6	1.6	1.5	0.2	0.2	0.4	0.4	8.1	8.6
Quest Charter School Academy	13.6	10.7	99.7	71.9	7.4	9.7	0.9	0.7	0.2	0.2	0.7	0.5	7.6	6.4
Fremont SD 79	70.6	69.7	1.8	1.9	12.4	13.4	10	9.7	0.5	0.6	0.2	0.2	4.4	4.4
Woodland CCSD 50	45	44	7.7	7.1	30.4	31.6	11.3	11.4	0.1	0.1	0.4	0.4	5	5.5
Prairie Crossing Charter School*	66.7	68.6	2.4	2.6	6.7	6.1	18.6	17.5	0.2	0.2	0.7	0.5	4.6	4.5

Rockford SD 205	31.6	31.2	30.6	30.6	26.9	27.1	4	4	0	0.1	0.2	0.2	6.7	6.9
Galapagos Rockford Charter Sch	12	12.9	57	49.2	21.1	24.1	0.3	0.3	0	0	0.3	0.3	9.4	13.2
Jackson Charter School	10.3	10.1	68.4	68.8	10.3	9.7	1.4	1.2	0.2	0	0.2	0	9.2	10.1
Legacy Acad of Excellence Charter	11.4	10.5	64.3	59.4	18.2	24.8	0.3	0	0	0	0.3	0.3	5.5	5.1
Rich Township HSD 227	3.4	2.9	89.8	89.6	4.5	5.7	0.2	0.2	0.2	0.1	0.2	0.2	1.7	1.4
Southland College Prep Chtr HS*	2.4	1.5	93.7	94.3	2.6	2.3	0.2	0.2	0	0	0	0	1.2	1.7
Springfield SD 186	44.5	44.2	39.8	39.8	3.1	3.2	2.2	2.2	0.1	0.1	0.1	0.1	10.1	10.4
Springfield Ball Charter School	42.7	42.9	40.3	38	4.8	5.4	0.8	1.3	0.8	0.8	0	0.3	10.6	11.4
Waukegan CUSD 60	3.4	3	14.6	14.4	78.4	79	1.1	1.1	0.1	0.1	0.5	0.5	1.8	1.9
LEARN Chtr 9 Campus in Waukegan*	1.5	4.3	25.8	20.1	67.5	72.3	1.5	0.3	0	0	0	0.6	3.6	2.4

Table 3B: School-By-School Comparison of Percentage of Low-Income Students, English Learners and Students with Disabilities, 2015-16 and 2016-17

District/Charter Schools	Percent Low-Income Students		Percent English Learners		Percent Students with Disabilities	
	2015-16	2016-17	2015-16	2016-17	2015-16	2016-17
Chicago Public Schools District 299	83.9	83.1	17.8	17.7	14.4	11
Academy for Global Citizenship (AGC) Charter School	71.3	71.5	29.8	30.1	11.4	9.2
ACERO Charter Network Charter School (Formerly UNO)	93.7		39.6		10.8	
Acero Charter-Octavio Paz Campus		98.4		51.2		9.4
Acero Charter-Rufino Tamayo Campus		95.1		57.1		10.5
Acero Charter-Carlos Fuentes Campus		93.2		38		9.5
Acero Charter-Bartolome de las Casas Campus		96.8		43.3		7
Acero Charter-Officer Marquez Campus		96.9		56.5		8.2
Acero Charter-SPC Zizumbo Campus		91.5		33.8		6.1
Acero Charter-Sandra Cisneros Campus		94.5		43.6		6
Acero Charter-Esmeralda Santiago Campus		93.9		48		14.7
Acero Charter-Roberto Clemente Campus		91.7		41.4		7.6
Acero Charter-Brighton Park Campus		97.5		51.5		9.3
Acero Charter-Jovita Idar Campus		96		42.4		5.2
Acero Charter-PCS Torres Campus		90.8		42.2		6.4
Acero Charter-Major Garcia Campus		93.4		21		6
Acero Charter-Victoria Soto Campus		95.9		25		6.4
Acero Charter-Sor Juana Ines de la Cruz Campus		96.2		41.2		7.8
Alain Locke Charter Academy Charter School	90.3	91.2	0	0	9.4	8.3
Architecture, Construction, and Engineering (ACE) Tech Charter School	97.5	97.9	5.1	6.4	17.6	10.9
ASPIRA Charter School	96.2		25.5		17.2	
ASPIRA Early College Prep		96.7		30.5		11.7
ASPIRA Business and Finance		96.4		32.2		14.9
ASPIRA Haugan Campus		98.1		23.3		9.5

District/Charter Schools	Percent Low-Income Students		Percent English Learners		Percent Students with Disabilities	
	2015-16	2016-17	2015-16	2016-17	2015-16	2016-17
Catalyst Elementary Charter School - Circle Rock	94.8	92.1	0	0	15.2	10.6
Catalyst Maria Charter School	93.8	95.4	16.7	15.7	19.1	11.2
Chicago Collegiate Charter School	89	92.7	0.4	0	16.9	14.7
Chicago International Charter School (CICS)	86.6		8.3		14.2	
CICS – Avalon/South Shore		91.1		1.4		8.1
CICS – Basil		94.5		7.6		7.9
CICS – Bond Campus		98.5		0.3		12
CICS – Bucktown		75.6		16.1		11.1
CICS – Irving Park Campus		56.5		18.7		9.9
CICS – Loomis Primary Campus		92.7		0.2		9.2
CICS – Longwood Campus		92.4		0.6		11.6
CICS – Northtown Campus		80.8		12.6		9.5
CICS – Prairie Campus		93.6		25.1		8.8
CICS – Quest North Campus		94		6		18.2
CICS – Ralph Ellison Campus		94.4		0.2		11.3
CICS – Washington Park		94.8		0.2		9
CICS – West Belden Campus		90.2		39.9		11.1
CICS – Wrightwood		89.2		1.9		8.2
Chicago Math & Science Academy (CMSA) Charter School	94.9	92.5	12.8	12.7	10.3	6
Chicago Virtual Charter High School	75.8	73.3	6.2	6.7	13.9	14.4
Christopher House Charter School	90.5	94.9	65	47.1	15.5	15.2
EPIC Academy Charter High School	93.8	95.6	12.4	12.7	21.6	13.7
Erie Elementary Charter School	87	86.9	44.8	42.5	18.9	13.8
Foundations College Prep Charter	93.9	95.7	0.6	1	22.1	19.1
Frazier Preparatory Academy Charter School	95.4	95.9	0	0	11.2	9.5
Great Lakes Academy Charter School	91.4	91.2	3	4.4	7.1	6
Horizon Science Academy – Southwest	95.1	97.3	23.9	20.9	14.3	11.4
Instituto Health Sciences Career Academy (IHSCA) Charter High School	96.7	98.3	16.8	20.2	14.8	8.6
Instituto Justice Leadership Academy (IJLA) Charter High School	92	96.1	17.6	24	17.6	16.3
Intrinsic Charter High School	84.1	83.5	12.5	12.1	16.3	10.1
KIPP Chicago Charter Schools	94.4		1.2		13.3	
KIPP Ascend College Prep		97.4		0.9		12
KIPP One Academy		100		3.9		10.1
KIPP Bloom Charter Elementary School		94.7		0.3		11.8
KIPP Academy (formerly KIPP Create)		93.4		0.7		13.9
Kwame Nkrumah Charter Academy	85.9	87.7	0.3	0.9	10.4	10.8
L.E.A.R.N. Charter School	89.7		5.6		15.7	
L.E.A.R.N. Charter Butler		90.7		0.6		8.4
L.E.A.R.N. Charter Excel Campus		95.1		1.3		13.2
L.E.A.R.N. Charter Campbell Campus		97		1.1		7.4

District/Charter Schools	Percent Low-Income Students		Percent English Learners		Percent Students with Disabilities	
	2015-16	2016-17	2015-16	2016-17	2015-16	2016-17
L.E.A.R.N. Charter South Chicago Campus		89.6		9.1		8.9
L.E.A.R.N. Hunter Perkins Campus		86.5		0		9.9
L.E.A.R.N. Charter 7 th Campus		91.1		1.7		8.9
L.E.A.R.N. Charter Middle School		94.8		1		16.3
Legacy Charter School	92.5	92.9	0.4	0	16.9	11.4
Legal Prep Academy Charter High School	95.1	96.7	0	0	18.5	13.1
Montessori Englewood Charter School	98.2	98.3	0.4	0.7	17.5	13.4
Moving Everest Charter School	92.4	93	0.6	0	8.2	10
Namaste Charter School	77	79.4	36.1	40.8	19.5	15.1
Noble Street Charter School	89.7		5.6		15.7	
Noble Street Charter-Pritzker College Prep		94.3		9.7		4.6
Noble Street Charter-Rauner College Prep		84.8		10.3		7.9
Noble Street Charter-Rowe-Clark MS Academy		94.3		7.9		12.8
Noble Street Charter-Golder College Prep		92.8		9.8		5.4
Noble Street Charter-Comer College Prep		87.4		0.6		8.8
Noble Street Charter-UIC College Prep		86.2		7.3		5.1
Noble Street Charter-Chicago Bulls Prep		89		6.8		6.6
Noble Street Charter-Muchin College Prep		85.3		5.5		4.8
Noble Street Charter-Johnson College Prep		96.6		0.9		10.2
Noble Street Charter-Hansberry Prep Silver		86.5		0.9		10.2
Noble Street Charter-DRW Trading College Prep		95.6		0.6		15.7
Noble Street Charter-Butler		94.5		1.5		11.5
Noble Street Charter-Baker Campus		96.1		4.1		11.9
Noble Street Charter-Noble Campus		87.6		7.9		5.3
Noble Street Charter-ITW Speer Academy		90.1		12.8		7.1
Noble Street Charter-The Noble Academy		86.1		6.9		9.2
Noble Street Charter-Mansueto		92.5		21.4		11
North Lawndale College Preparatory Charter High School	96.5		0.1		15.8	
North Lawndale Prep Charter-Collins		98.5		0		8.9
North Lawndale Prep Charter-Christiana		97.3		0		9.8
Asian Human Services-Passages Charter School	90.3	89.6	36.5	38.6	11.3	10.6
Perspectives Charter School	89.4		0.9		19.2	
Perspectives Charter-Joslin Campus		85.1		2.8		11.8
Perspectives Charter-Leadership Academy		96		0		12.4
Perspectives Charter-High School of Technology		92.5		0.5		13.1
Perspectives Charter-IIT Campus		91.5		0.9		12.4
Polaris Charter Academy	93.4	96.1	0.2	0.7	13.7	15.5
Providence Englewood Charter School	86.2	92.4	1.6	1.6	11.9	9.2
Rowe Elementary Charter School	80.8	84.5	23.9	21.1	11.3	9.9
University of Chicago Charter School (UCCS)	79.2		0.3		10.7	
University of Chicago Charter-Woodlawn		84.5		0.3		11.4

District/Charter Schools	Percent Low-Income Students		Percent English Learners		Percent Students with Disabilities	
	2015-16	2016-17	2015-16	2016-17	2015-16	2016-17
University of Chicago Charter-Woodson		82.4		0.7		8.8
University of Chicago Charter-North Kentwood		66.9		0.6		5.6
University of Chicago Charter-Donoghue		86.2		0.2		3.3
Urban Prep Academy for Young Men Charter High School – Bronzeville	81	80.8	0	0	18	11
Urban Prep Academy for Young Men Charter High School – Englewood	84.9	88	0.2	0.3	19.7	17.3
Urban Prep Academy for Young Men Charter High School – West	86.8	87.1	0	0	22.9	14.3
Young Women’s Leadership Charter School (YW LCS)	90.4	92.7	0	0	23	19.4
Youth Connection Charter School (YCCS)	97.1		3.7		20.3	
YCCS-Scholastic Achievement HS		96.9		0		14.8
YCCS-McKinley-Lakeside Leadership		99.1		0.5		21.3
YCCS-ASPIRA Pantoja Alt HS		100		20.5		18.5
YCCS-Association House El Cuarto Ano HS		99.4		7		19.8
YCCS-Austin Career Education Center HS		98.6		1.4		15.5
YCCS-CCA Academy HS		99.1		0		24.4
YCCS-Progressive Leadership Academy		97.8		0		16.3
YCCS-Community Youth Development Institute HS		98.9		0.5		21.3
YCCS-Albizu Campus Puerto Rican HS		97.5		10.2		22.3
YCCS-Innovations of Arts HS		93.2		1.9		22.3
YCCS-Jane Addams Alternative HS		98.6		4.8		13
YCCS-Latino Youth Alternative HS		99.1		13		15.3
YCCS-olive Harvey Mid College HS		96.8		0		15.9
YCCS-Sullivan House Alternative HS		99.7		0		21.3
YCCS-Truman Middle College HS		87.3		11.2		12.7
YCCS-West Town Academy Alternative HS		97.4		2		15.7
YCCS-Westside Holistic Leadership Academy		100		2.5		14.8
YCCS-Youth Connection Leadership		99.6		0.8		22.2
YCCS-Chatham		99		0		12.3
Amandla Charter School*	97.7	23.5	2.6	0.4	23.3	24.5
Betty Shabazz International Charter School *	94.6		1.1		12	
Betty Shabazz International Charter School*		64.5		0		9.6
Barbara Sizemore Campus*		60.8		1.2		8.8
Bronzeville Lighthouse Charter School*	89.2	92.6	0.2	0	15.3	19.9
Horizon Science Academy (HSA) – Belmont*	94.7	81.8	13.3	13.1	10.6	11.5
Horizon Science Academy (HSA) – McKinley*	83.4	84.3	24.5	24.7	8.5	9.8
CUSD 300	41.5	43.6	14.2	14.7	14.7	14.8
Cambridge Lakes Charter School	15.3	22.5	7.4	8.7	5.9	6.3
Decatur SD 61	73	53.3	1.1	1.6	15.9	16.9
Robertson Charter School	85.2	2.4	0	0	6.6	7.5
East St. Louis SD 189	98.8	95.9	1	0.8	15.3	12

District/Charter Schools	Percent Low-Income Students		Percent English Learners		Percent Students with Disabilities	
	2015-16	2016-17	2015-16	2016-17	2015-16	2016-17
Southern Illinois University Edwardsville - East St. Louis Charter School	99.1	98.2	0	0	13.3	11
McLean CUSD 5	31.3	32.5	4.7	4.4	14.5	14.7
YouthBuild McLean County Charter School	55.9	71.7	0	5.7	15.3	22.6
North Chicago SD 187	82.7	90.9	26.5	26.8	15.2	14.1
L.E.A.R.N. 6 – North Chicago Campus	65.9	60.4	18.1	18	7.7	7.6
L.E.A.R.N. 10 – North Chicago Campus		56.4		24.5		8.5
Peoria SD 150	68	72.7	5.5	5.1	16.3	16.5
Quest Charter Academy	62.7	70.2	1.2	2	9.2	8.9
Fremont SD 79	10	8.1	10	11.2	13	14
Woodland CCSD 50	33	35.4	16	17.2	9	11
Prairie Crossing Charter School*	4.1	4	6	7.1	12.3	13
Rockford SD 205	58.3	51	13.2	13.9	14.2	14.1
CICS Jackson (formerly CICS Rockford Patriots)	27.3	30.6	4.9	5.4	17.5	16.7
Galapagos Rockford Charter School	26	33.2	8.5	9.7	13.5	13.8
Legacy Academy of Excellence Charter School	27.9	27	8.4	8.6	14	14.3
Rich Township HSD 227	79	80.2	3	2.6	20	19
Southland College Prep Charter High School*	52.4	55.7	0.2	0.4	11	10.2
Springfield SD 186	57.3	62.9	1.3	1.3	21	21.3
Springfield Ball Charter School	48	56.6	0.3	0.8	19.6	15.5
Waukegan SD 60	54.8	70.5	31.6	32	13.9	13.6
L.E.A.R.N. 9-Waukegan*	67.5	35.7	50.5	58.8	14.4	8.2

4. Charter School Student Performance

In the 2015-16 school year, Illinois administered the Partnership for Assessment of Readiness for College and Career Readiness (PARCC) accountability assessment to students in grades 3 through 8 and high school. The high school PARCC assessments were administered as end-of-course assessments. Each high school was afforded the flexibility to select which math and ELA courses were administered. This flexibility inhibits school-to-school assessment result comparisons due to the course variances between high schools. Illinois implemented the SAT as the new high school accountability assessment in the 2016-17 school year. The implementation of a new statewide assessment allows for 2016-17 as a baseline year for academic performance for high school students.

The assessment results below are summarized separately for 2015-16 and 2016-17, with overall results and by low income students and students of color (defined as black, Hispanic, Asian, Hawaiian/Pacific Islander, American Indian, or multi-racial). The assessment results are also shown for the charter schools as compared to the school district.

Table 4A: Student Assessment Results for PARCC–2015-16

Charter Schools	% Proficient		
	All Students	Low Income Students	Students of Color
Chicago Public Schools District 299	25.4	20.7	22.6

Charter Schools	% Proficient		
	All Students	Low Income Students	Students of Color
Academy for Global Citizenship (AGC) Charter School	14.4	11.3	14.1
Acero Charter Network Schools (Formerly UNO)	25.4	24.9	25.4
Alain Locke Charter Academy Charter School	39.2	34.6	39.2
Architecture, Construction, and Engineering (ACE) Tech Charter School	1.1	1.1	1.1
ASPIRA Charter Schools	16.5	16.3	16.2
Catalyst Elementary Charter School - Circle Rock	12	11.1	12
Catalyst Maria Charter School	16.3	16.2	15.9
Chicago Collegiate Charter School	14	13.2	14
Chicago International Charter Schools	21.6	19.8	21
Chicago Math & Science Academy (CMSA) Charter School	31.9	32.2	31.5
Chicago Virtual Charter High School	30.5	23.4	26.9
Christopher House Charter School	18.9	14.6	19.2
EPIC Academy Charter High School	6.4	6.4	6.5
Erie Elementary Charter School	22	20.2	22.1
Foundations College Prep Charter	10.7	8.8	10.7
Frazier Preparatory Academy Charter School	11.9	11.4	11.9
Great Lakes Academy Charter School	NA	NA	NA
Horizon Science Academy – Southwest	24.1	23.5	23.9
Instituto Health Sciences Career Academy (IHSCA) Charter High School	9.8	9.9	9.7
Instituto Justice Leadership Academy (IJLA) Charter High School	NA	NA	NA
Intrinsic Charter High School	26.8	24.9	26.4
KIPP Chicago Charter Schools	17.2	16.3	17
Kwame Nkrumah Charter Academy	15.6	14.1	15.6
L.E.A.R.N. Charter Schools	23.6	22.7	23.6
Legacy Charter School	16.6	15.2	16.6
Legal Prep Academy Charter High School	7.2	5	7.2
Montessori Englewood Charter School	2.3	1.7	2.3
Moving Everest Charter School	NA	NA	NA
Namaste Charter School	32.5	29.8	30.9
Noble Street Charter School	20.4	19.5	20.3
North Lawndale Prep Charter	6	6.1	6
Asian Human Services-Passages Charter School	30.5	28.6	30.6
Perspectives Charter School	7.4	7.6	7.3
Polaris Charter Academy	13.4	11.3	13.4
Providence Englewood Charter School	26.4	26.4	26.4
Rowe Elementary Charter School	24.1	22.4	23.9
University of Chicago Charter School	21.9	20	21.5

Charter Schools	% Proficient		
	All Students	Low Income Students	Students of Color
Urban Prep Academy for Young Men Charter High School – Bronzeville	4	4.1	4
Urban Prep Academy for Young Men Charter High School – Englewood	0	0	0
Urban Prep Academy for Young Men Charter High School – West	1.1	1.2	1.1
Young Women’s Leadership Charter School (YW LCS)	5.6	5.6	5.6
Youth Connections Charter School(YCCS)	1	1	1
Amandla Charter School*	NA	NA	NA
Betty Shabazz International Charter School *	10.4	10.4	10.4
Bronzeville Lighthouse Charter School*	NA	NA	NA
Horizon Science Academy (HSA) – Belmont*	14.5	13.3	14.4
Horizon Science Academy (HSA) – McKinley*	31.4	29.6	31.1
CUSD 300	33.2	19.2	25.4
Cambridge Lakes Charter School	46.4	19	46.6
Decatur SD 61	12	7.9	7.1
Robertson Charter School	6.5	5.9	6.7
East St. Louis SD 189	5.6	5.6	5.6
Southern Illinois University Edwardsville - East St. Louis Charter School	21.1	21.1	21.1
McLean CUSD 5	40	15.9	34.3
YouthBuild McLean County Charter School	NA	NA	NA
North Chicago SD 187	13	11.4	12.4
L.E.A.R.N. 6 – North Chicago Campus	35	33.7	34.8
Peoria SD 150	16.4	8.2	10.3
Quest Charter Academy	6.6	4.2	5.8
Fremont SD 79	55.5	31.2	54.7
Woodland CCSD 50	43	19.5	34.3
Prairie Crossing Charter School*	60.4	29.2	60.6
Rockford SD 205	19.2	12.5	13.2
Jackson (formerly CICS Rockford Patriots)	3.6	4	2.9
Galapagos Rockford Charter School	18.2	15.9	17
Legacy Academy of Excellence Charter School	10.6	8.1	10.8
Rich Township HSD 227	9.3	7.9	9.1
Southland College Prep Charter High School*	26.5	25.2	26.3
Springfield SD 186	25.6	14.6	17.4
Springfield Ball Charter School	36.3	28	29.9
Waukegan SD 60	14.8	11.8	14.4
L.E.A.R.N. 9-Waukegan*	11.1	4.5	11.1

Table 4B: Student Assessment Results for All Tests–2016-17

Charter Name	% Proficient on PARCC			% Proficient on SAT		
	All Students	Low Income Students	Students of Color	All Students	Low Income Students	Students of Color
Chicago Public Schools District 299	26.1	20.9	22.9	26.1	20.1	22.5
Academy for Global Citizenship (AGC) Charter School	21.6	19.8	21.3	NA	NA	NA
Acero Charter-Octavio Paz Campus	12.4	12.6	12.4	NA	NA	NA
Acero Charter-Rufino Tamayo Campus	32.4	33.1	32.4	NA	NA	NA
Acero Charter-Carlos Fuentes Campus	28.8	27.5	28.8	NA	NA	NA
Acero Charter-Bartolome de las Casas Campus	29.6	29.3	29.6	NA	NA	NA
Acero Charter-Officer Marquez Campus	16.7	16.4	16.6	NA	NA	NA
Acero Charter-SPC Zizumbo Campus	34.6	33.6	34.7	NA	NA	NA
Acero Charter-Sandra Cisneros Campus	28	27.9	28.1	NA	NA	NA
Acero Charter-Esmeralda Santiago Campus	25.5	25.5	25.5	NA	NA	NA
Acero Charter-Roberto Clemente Campus	12.4	12.2	12.5	NA	NA	NA
Acero Charter-Brighton Park Campus	23.2	22.8	23.3	NA	NA	NA
Acero Charter-Jovita Idar Campus	34.2	34.3	34.3	NA	NA	NA
Acero Charter-PCS Torres Campus	30.2	28.6	30	NA	NA	NA
Acero Charter-Major Garcia Campus	NA	NA	NA	15.2	14.9	15.5
Acero Charter-Victoria Soto Campus	12.3	10.8	12.4	NA	NA	NA
Acero Charter-Sor Juana Ines de la Cruz Campus	17.6	17.5	17.5	10.8	9.7	11.1
Alain Locke Charter Academy Charter School	37	34.3	37	NA	NA	NA
Architecture, Construction, and Engineering (ACE) Tech Charter School	NA	NA	NA	5.1	5.1	5.2
ASPIRA Early College Prep	NA	NA	NA	5.8	5.4	5.3
ASPIRA Business and Finance	NA	NA	NA	NA	NA	NA
ASPIRA Haugan Campus	NA	NA	NA	NA	NA	NA
Catalyst Elementary Charter School - Circle Rock	14.5	14.2	14.5	NA	NA	NA
Catalyst Maria Charter School	15.3	14.6	15	5.9	6.3	6
Chicago Collegiate Charter School	11.8	10.4	11.8	NA	NA	NA
CICS – Avalon/South Shore	34.8	34.2	34.8	NA	NA	NA
CICS – Basil	28.9	28.7	28.9	NA	NA	NA
CICS – Bond Campus	9.1	9.2	9.1	NA	NA	NA
CICS – Bucktown	16.8	13.8	17.3	NA	NA	NA
CICS – Irving Park Campus	34.2	22.5	28.4	NA	NA	NA
CICS – Loomis Primary Campus	NA	NA	NA	NA	NA	NA
CICS – Longwood Campus	14.4	13.8	14.4	4.5	4.8	3.7
CICS – Northtown Campus	NA	NA	NA	28.6	25.7	27.1
CICS – Prairie Campus	17.3	17	17	NA	NA	NA
CICS – Quest North Campus	NA	NA	NA	5.9	3.2	4.1

Charter Name	% Proficient on PARCC			% Proficient on SAT		
	All Students	Low Income Students	Students of Color	All Students	Low Income Students	Students of Color
CICS – Ralph Ellison Campus	NA	NA	NA	7.8	8.2	7.8
CICS – Washington Park	21.8	21.9	21.8	NA	NA	NA
CICS – West Belden Campus	27.3	26.3	27.5	NA	NA	NA
CICS – Wrightwood	14.1	13.9	14.1	NA	NA	NA
Chicago Math & Science Academy (CMSA) Charter School	27.1	25.9	26.8	39.1	39.8	39.1
Chicago Virtual Charter High School	27.6	19.3	23.8	18.6	11.8	14.9
Christopher House Charter School	38.3	35.8	38.6	NA	NA	NA
EPIC Academy Charter High School	NA	NA	NA	18.1	19.1	18.1
Erie Elementary Charter School	19.2	18.1	19.3	NA	NA	NA
Foundations College Prep Charter	9.4	9.9	9.4	NA	NA	NA
Frazier Preparatory Academy Charter School	6.4	6.3	6.4	NA	NA	NA
Great Lakes Academy Charter School	44.7	37.9	44.7	NA	NA	NA
Horizon Science Academy – Southwest	23	23	23	NA	NA	NA
Instituto Health Sciences Career Academy (IHSCA) Charter High School	NA	NA	NA	7.5	7.3	7.5
Instituto Justice Leadership Academy (IJLA) Charter High School	NA	NA	NA	10	10	10
Intrinsic Charter High School	22.9	20.4	22.5	27.4	25.4	26.2
KIPP Ascend College Prep	14.8	14.9	14.6	NA	NA	NA
KIPP One Academy	19	19	19	NA	NA	NA
KIPP Bloom Charter Elementary School	10.4	9.8	10.4	NA	NA	NA
KIPP Academy (formerly KIPP Create)	13.9	13	13.9	NA	NA	NA
Kwame Nkrumah Charter Academy	6.1	5.8	6.1	NA	NA	NA
L.E.A.R.N. Charter Butler	22	20.2	22.1	NA	NA	NA
L.E.A.R.N. Charter Excel Campus	22	20.6	22	NA	NA	NA
L.E.A.R.N. Charter Campbell Campus	26.5	25.3	26.1	NA	NA	NA
L.E.A.R.N. Charter South Chicago Campus	29.7	29.6	29.8	NA	NA	NA
L.E.A.R.N. Hunter Perkins Campus	23	21.8	23	NA	NA	NA
L.E.A.R.N. Charter 7 th Campus	19.4	19.1	19.2	NA	NA	NA
L.E.A.R.N. Charter Middle School	10.8	10.8	10.8	NA	NA	NA
Legacy Charter School	15.2	14.7	15.2	NA	NA	NA
Legal Prep Academy Charter High School	NA	NA	NA	1.7	0.9	1.7
Montessori Englewood Charter School	2.6	2.7	2.6	NA	NA	NA
Moving Everest Charter School	NA	NA	NA	NA	NA	NA
Namaste Charter School	26.3	22.9	24.6	NA	NA	NA
Noble Street Charter-Pritzker College Prep	NA	NA	NA	38	37.7	37.4
Noble Street Charter-Rauner College Prep	NA	NA	NA	30.9	28.4	30.6
Noble Street Charter-Rowe-Clark MS Academy	NA	NA	NA	19.6	20.3	19.3

Charter Name	% Proficient on PARCC			% Proficient on SAT		
	All Students	Low Income Students	Students of Color	All Students	Low Income Students	Students of Color
Noble Street Charter-Golder College Prep	NA	NA	NA	31	31.6	30.8
Noble Street Charter-Comer College Prep	26.4	25.3	26.4	22.8	24	22.8
Noble Street Charter-UIC College Prep	NA	NA	NA	53	48.9	52.8
Noble Street Charter-Chicago Bulls Prep	NA	NA	NA	43	41.4	43
Noble Street Charter-Muchin College Prep	NA	NA	NA	36.8	34.7	36.4
Noble Street Charter-Johnson College Prep	NA	NA	NA	19.9	19.6	19.9
Noble Street Charter-Hansberry Prep Silver	NA	NA	NA	16.2	14	16.2
Noble Street Charter-DRW Trading College Prep	NA	NA	NA	13.8	13.1	13.8
Noble Street Charter-Butler	NA	NA	NA	15.7	15.6	15.7
Noble Street Charter-Baker Campus	NA	NA	NA	21.2	21.3	21.2
Noble Street Charter-Noble Campus	NA	NA	NA	39.4	37.3	39.5
Noble Street Charter-ITW Speer Academy	NA	NA	NA	29.7	29.7	29.6
Noble Street Charter-The Noble Academy	NA	NA	NA	43.8	42.3	44
Noble Street Charter-Mansueto	NA	NA	NA	NA	NA	NA
North Lawndale Prep Charter-Collins	NA	NA	NA	1.4	1.4	1.4
North Lawndale Prep Charter-Christiana	NA	NA	NA	1.3	1.4	1.3
Asian Human Services-Passages Charter School	31.5	29.7	31.7	NA	NA	NA
Perspectives Charter-Joslin Campus	13.2	11.8	13.2	9.8	5.9	9.1
Perspectives Charter-Leadership Academy	8	8	8	8.7	8.8	8.7
Perspectives Charter-High School of Technology	NA	NA	NA	8.3	7.8	8.3
Perspectives Charter-IIT Campus	10.4	9.6	10.4	7.8	6.5	7.8
Polaris Charter Academy	16.5	16	16.6	NA	NA	NA
Providence Englewood Charter School	23.5	21.2	23.5	NA	NA	NA
Rowe Elementary Charter School	21.8	20.7	21.9	NA	NA	NA
University of Chicago Charter-Woodlawn	11	10.6	10.6	10.4	8	10.5
University of Chicago Charter-Woodson	14.5	14.9	14.5	NA	NA	NA
University of Chicago Charter-North Kentwood	40.2	36.2	39.1	NA	NA	NA
University of Chicago Charter-Donoghue	19.9	20.1	19.9	NA	NA	NA
Urban Prep Academy for Young Men Charter High School – Bronzeville	NA	NA	NA	9.3	9.4	9.3
Urban Prep Academy for Young Men Charter High School – Englewood	NA	NA	NA	6.7	5	6.7
Urban Prep Academy for Young Men Charter High School – West	NA	NA	NA	4.8	5.5	4.8

Charter Name	% Proficient on PARCC			% Proficient on SAT		
	All Students	Low Income Students	Students of Color	All Students	Low Income Students	Students of Color
Young Women's Leadership Charter School (YWLCS)	NA	NA	NA	8.1	7.5	8.1
YCCS-Scholastic Achievement HS	NA	NA	NA	0	0	0
YCCS-McKinley-Lakeside Leadership	NA	NA	NA	0	0	0
YCCS-ASPIRA Pantoja Alt HS	NA	NA	NA	1.3	1.3	1.3
YCCS-Association House El Cuarto Ano HS	NA	NA	NA	4.2	4.2	5
YCCS-Austin Career Education Center HS	NA	NA	NA	5	5.6	5
YCCS-CCA Academy HS	NA	NA	NA	1	1	1
YCCS-Progressive Leadership Academy	NA	NA	NA	0	0	0
YCCS-Community Youth Development Institute HS	NA	NA	NA	1.9	1.9	1.9
YCCS-Albizu Campus Puerto Rican HS	NA	NA	NA	0	0	0
YCCS-Innovations of Arts HS	NA	NA	NA	0	0	0
YCCS-Jane Addams Alternative HS	NA	NA	NA	0	0	0
YCCS-Latino Youth Alternative HS	NA	NA	NA	0.8	0.8	0.8
YCCS-Olive Harvey Mid College HS	NA	NA	NA	0	0	0
YCCS-Sullivan House Alternative HS	NA	NA	NA	0	0	0
YCCS-Truman Middle College HS	NA	NA	NA	8.3	8.3	2.9
YCCS-West Town Academy Alternative HS	NA	NA	NA	0	0	0
YCCS-Westside Holistic Leadership Academy	NA	NA	NA	0	0	0
YCCS-Youth Connection Leadership	NA	NA	NA	NA	NA	NA
YCCS-Chatham	NA	NA	NA	0	0	0
Amandla Charter School*	2.6	2.6	2.6	3.8	10	3.8
Betty Shabazz International Charter School*	17.6	13.6	17.6	NA	NA	NA
Barbara Sizemore Campus*	14	13.2	14	NA	NA	NA
Bronzeville Lighthouse Charter School*	6	6.1	6	NA	NA	NA
Horizon Science Academy (HSA) – Belmont*	22.8	23.2	22.8	NA	NA	NA
Horizon Science Academy (HSA) – McKinley Park*	21.6	29.6	29.7	21.6	20.2	22.3
CUSD 300	34.2	19.5	25.7	40.7	22.8	27.8
Cambridge Lakes Charter School	40.5	16.7	38.6	NA	NA	NA
Decatur SD 61	11	6.3	6.3	17.3	14.3	13.5
Robertson Charter School	3.7	-	3.6	NA	NA	NA
East St. Louis SD 189	6.1	6.1	6.1	2.8	2.6	2.8
Southern Illinois University Edwardsville - East St. Louis Charter School	NA	NA	NA	5.8	5.8	5.8
McLean CUSD 5	40.9	17.5	34.4	45.7	17.2	37.2
YouthBuild McLean County Charter School	NA	NA	NA	0	0	0
North Chicago SD 187	13.1	11.3	12.3	7.4	7.4	6.8

Charter Name	% Proficient on PARCC			% Proficient on SAT		
	All Students	Low Income Students	Students of Color	All Students	Low Income Students	Students of Color
L.E.A.R.N. 6 – North Chicago Campus	32.6	31.1	30.9	NA	NA	NA
L.E.A.R.N. 10 – North Chicago Campus	23.5	20	23.1	NA	NA	NA
Peoria SD 150	17.4	10.3	11.9	22.8	9.7	13.9
Quest Charter Academy	9.7	9.1	9.1	4.3	3.2	4.9
Fremont SD 79	51.1	25.1	51.8	NA	NA	NA
Woodland CCSD 50	40.9	19.3	31.9	NA	NA	NA
Prairie Crossing Charter School*	60.4	46.7	62.6	NA	NA	NA
Rockford SD 205	16.9	10	11.4	23.5	13.3	14.8
CICS Jackson (formerly CICS Rockford Patriots)	2.9	3.3	2	NA	NA	NA
Galapagos Rockford Charter School	13.6	9.8	12.7	NA	NA	NA
Legacy Academy of Excellence Charter School	11.9	10	11.2	NA	NA	NA
Rich Township HSD 227	NA	NA	NA	15.2	13.5	15.1
Southland College Prep Charter High School*	NA	NA	NA	32.8	28.7	32.8
Springfield SD 186	26.8	15.6	18.6	27.4	15.1	14.4
Springfield Ball Charter School	32.3	23.6	26	NA	NA	NA
Waukegan SD 60	14.7	12.4	14.2	13.1	9.8	12.6
L.E.A.R.N. 9-Waukegan*	19.4	16	17.6	NA	NA	NA

Table 4C: Charter School and District Comparison Assessment Performance

Charter Schools	Enrollment		Overall Meet/Exceed % 2016	Overall Meet/Exceed % 2017	
	2015-16	2016-17	PARCC	PARCC	SAT
Chicago Public Schools District 299	392,051	382,929	25.3	26.1	26.1
Academy for Global Citizenship (AGC) Charter School	446	459	14.4	21.6	NA
ACERO Charter Network Charter School (Formerly UNO)	8,015		25.4		
Acero Charter-Octavio Paz Campus		383		12.4	NA
Acero Charter-Rufino Tamayo Campus		287		32.4	NA
Acero Charter-Carlos Fuentes Campus		558		28.8	NA
Acero Charter-Bartolome de las Casas Campus		284		29.6	NA
Acero Charter-Officer Marquez Campus		575		16.7	NA
Acero Charter-SPC Zizumbo Campus		622		34.6	NA
Acero Charter-Sandra Cisneros Campus		548		28	NA
Acero Charter-Esmeralda Santiago Campus		279		25.5	NA
Acero Charter-Roberto Clemente Campus		568		12.4	NA
Acero Charter-Brighton Park Campus		571		23.2	NA
Acero Charter-Jovita Idar Campus		576		34.2	NA
Acero Charter-PCS Torres Campus		611		30.2	NA
Acero Charter-Major Garcia Campus		620		NA	15.2

Charter Schools	Enrollment		Overall Meet/Exceed % 2016	Overall Meet/Exceed % 2017	
	2015-16	2016-17	PARCC	PARCC	SAT
Acero Charter-Victoria Soto Campus		629		12.3	NA
Acero Charter-Sor Juana Ines de la Cruz Campus		731		17.6	10.8
Alain Locke Charter Academy Charter School	565	543	39.2	37	NA
Architecture, Construction, and Engineering (ACE) Tech Charter School	433	376	1.1		5.1
ASPIRA Charter School	1,134		16.5		
ASPIRA Early College Prep		420			5.8
ASPIRA Business and Finance		335			NA
ASPIRA Haugan Campus		536	12.6		NA
Catalyst Elementary Charter School - Circle Rock	520	521	12	14.5	NA
Catalyst Maria Charter School	1,093	1,103	16.3	15.3	5.9
Chicago Collegiate Charter School	237	313	14	11.8	NA
Chicago International Charter School (CICS)	8,404		21.6		
CICS – Avalon/South Shore		484		34.8	NA
CICS – Basil		746		28.9	NA
CICS – Bond Campus		341		9.1	NA
CICS – Bucktown		694		16.8	NA
CICS – Irving Park Campus		556		34.2	NA
CICS – Loomis Primary Campus		531		NA	NA
CICS – Longwood Campus		1,351		14.4	4.5
CICS – Northtown Campus		906		NA	28.6
CICS – Prairie Campus		419		17.3	NA
CICS – Quest North Campus		285		NA	5.9
CICS – Ralph Ellison Campus		425		NA	7.8
CICS – Washington Park		479		21.8	NA
CICS – West Belden Campus		531		27.3	NA
CICS – Wrightwood		781		14.1	NA
Chicago Math & Science Academy (CMSA) Charter School	603	599	31.9	21.7	39.1
Chicago Virtual Charter High School	674	652	30.5	27.6	18.6
Christopher House Charter School	220	276	18.9	38.3	NA
EPIC Academy Charter High School	435	498	6.4	NA	18.1
Erie Elementary Charter School	424	419	22	19.2	NA
Foundations College Prep Charter	163	209	10.7	9.4	NA
Frazier Preparatory Academy Charter School	410	419	11.9	6.4	NA
Great Lakes Academy Charter School	198	251	NA	44.7	NA
Horizon Science Academy – Southwest	553	665	24.1	23	NA
Instituto Health Sciences Career Academy (IHSCA) Charter High School	762	756	9.8	NA	7.5
Instituto Justice Leadership Academy (IJLA) Charter High School	176	129	NA	NA	10
Intrinsic Charter High School	818	986	26.8	22.9	27.4

Charter Schools	Enrollment		Overall Meet/Exceed % 2016	Overall Meet/Exceed % 2017	
	2015-16	2016-17	PARCC	PARCC	SAT
KIPP Chicago Charter Schools	1,369		17.2		
KIPP Ascend College Prep		878		14.8	
KIPP One Academy		179		19	
KIPP Bloom Charter Elementary School		322		10.4	
KIPP Academy (formerly KIPP Create)		303		13.9	
Kwame Nkrumah Charter Academy	298	212	15.6	6.1	NA
L.E.A.R.N. Charter School	3,087		23.6		
L.E.A.R.N. Charter Butler		643		22	
L.E.A.R.N. Charter Excel Campus		447		22	
L.E.A.R.N. Charter Campbell Campus		435		26.5	
L.E.A.R.N. Charter South Chicago Campus		492		29.7	
L.E.A.R.N. Hunter Perkins Campus		495		23	
L.E.A.R.N. Charter 7 th Campus		361		19.4	
L.E.A.R.N. Charter Middle School		289		10.8	
Legacy Charter School	478	464	16.6	15.2	
Legal Prep Academy Charter High School	286	305	7.2		1.7
Montessori Englewood Charter School	275	290	2.3	2.6	NA
Moving Everest Charter School	170	271	NA	NA	NA
Namaste Charter School	488	485	32.5	26.3	NA
Noble Street Charter School	11,371		20.4		
Noble Street Charter-Pritzker College Prep		1,007			38
Noble Street Charter-Rauner College Prep		631			30.9
Noble Street Charter-Rowe-Clark MS Academy		545			19.6
Noble Street Charter-Golder College Prep		650			31
Noble Street Charter-Comer College Prep		1,140		26.4	22.8
Noble Street Charter-UIC College Prep		904			53
Noble Street Charter-Chicago Bulls Prep		1,142			43
Noble Street Charter-Muchin College Prep		943			36.8
Noble Street Charter-Johnson College Prep		859			19.9
Noble Street Charter-Hansberry Prep Silver		705			16.2
Noble Street Charter-DRW Trading College Prep		541			13.8
Noble Street Charter-Butler		585			15.7
Noble Street Charter-Baker Campus		387			21.2
Noble Street Charter-Noble Campus		636			39.4
Noble Street Charter-ITW Speer Academy		812			29.7
Noble Street Charter-The Noble Academy		346			39.4
Noble Street Charter-Mansueto		173		NA	NA
North Lawndale College Preparatory Charter High School	805		6		
North Lawndale Prep Charter-Collins		394			1.4
North Lawndale Prep Charter-Christiana		377			1.3

Charter Schools	Enrollment		Overall Meet/Exceed % 2016	Overall Meet/Exceed % 2017	
	2015-16	2016-17	PARCC	PARCC	SAT
Asian Human Services-Passages Charter School	452	479	30.5	31.5	NA
Perspectives Charter School	1,878		7.4		
Perspectives Charter-Joslin Campus		397		13.2	9.8
Perspectives Charter-Leadership Academy		477		8	8.7
Perspectives Charter-High School of Technology		375			8.3
Perspectives Charter-IIT Campus		460		10.4	7.8
Polaris Charter Academy	438	440	13.4	16.5	NA
Providence Englewood Charter School	494	498	26.4	23.5	NA
Rowe Elementary Charter School	806	946	24.1	21.8	NA
University of Chicago Charter School (UCCS)	1,875		21.9		
University of Chicago Charter-Woodlawn		612		11	NA
University of Chicago Charter-Woodson		295		14.5	NA
University of Chicago Charter-North Kentwood		360		40.2	NA
University of Chicago Charter-Donoghue		544		19.9	NA
Urban Prep Academy for Young Men Charter High School – Bronzeville	416	365	4	NA	9.3
Urban Prep Academy for Young Men Charter High School – Englewood	437	324	0	NA	6.7
Urban Prep Academy for Young Men Charter High School – West	340	272	1.1	NA	4.8
Young Women’s Leadership Charter School (YWLCS)	335	248	5.6	NA	8.1
Youth Connection Charter School (YCCS)	3,602		1		
YCCS-Scholastic Achievement HS		196			0
YCCS-McKinley-Lakeside Leadership		211			0
YCCS-ASPIRA Pantoja Alt HS		195			1.3
YCCS-Association House El Cuarto Ano HS		172			4.2
YCCS-Austin Career Education Center HS		148			5
YCCS-CCA Academy HS		217			1
YCCS-Progressive Leadership Academy		184			0
YCCS-Community Youth Development Institute HS		183			1.9
YCCS-Albizu Campus Puerto Rican HS		197			0
YCCS-Innovations of Arts HS		426			0
YCCS-Jane Addams Alternative HS		208			0
YCCS-Latino Youth Alternative HS		216			0.8
YCCS-olive Harvey Mid College HS		126			0
YCCS-Sullivan House Alternative HS		329			0
YCCS-Truman Middle College HS		205			8.3
YCCS-West Town Academy Alternative HS		153			0
YCCS-Westside Holistic Leadership Academy		122			0
YCCS-Youth Connection Leadership		257			NA
YCCS-Chatham		204			0

Charter Schools	Enrollment		Overall Meet/Exceed % 2016	Overall Meet/Exceed % 2017	
	2015-16	2016-17	PARCC	PARCC	SAT
Amandla Charter School*	309	277	NA	2.6	3.8
Betty Shabazz International Charter School *	631		10.4		
Betty Shabazz International Charter School*		301		17.6	NA
Barbara Sizemore Campus*		260		14	NA
Bronzeville Lighthouse Charter School*	465	176	NA	6	NA
Horizon Science Academy (HSA) – Belmont*	398	495	14.5	22.8	NA
Horizon Science Academy (HSA) – McKinley*	638	725	31.4	21.6	21.6
CUSD 300	20,483	20,320	33.2	34.2	40.7
Cambridge Lakes Charter School	868	814	46.4	40.5	NA
Decatur SD 61	8,590	8,514	12	11	17
Robertson Charter School	331	334	6.5	3.7	NA
East St. Louis SD 189	5,821	5,259	5.6	6.1	2.8
Southern Illinois University Edwardsville - East St. Louis Charter School	113	109	21.1	NA	5.8
McLean CUSD 5	13,580	13,346	40	40.9	45.7
YouthBuild McLean County Charter School	59	53	NA	NA	0
North Chicago SD 187	3,416	3,248	13	13.1	7.4
L.E.A.R.N. 6 – North Chicago Campus	496	490	35	32.6	NA
L.E.A.R.N. 10 – North Chicago Campus		94		23.5	NA
Peoria SD 150	13,197	12,618	16.4	17.4	22.8
Quest Charter Academy	568	597	6.6	9.7	4.3
Fremont SD 79	2,164	2,170	56	51	NA
Woodland CCSD 50	5,882	5,673	43	41	NA
Prairie Crossing Charter School*	415	424	60.4	60.4	NA
Rockford SD 205	27,062	26,268	19.2	16.9	23.5
CICS Jackson (formerly CICS Rockford Patriots)	487	504	3.6	2.9	NA
Galapagos Rockford Charter School	342	319	18.2	13.6	NA
Legacy Academy of Excellence Charter School	308	315	10.6	11.9	NA
Rich Township HSD 227	3,226	3,005	9	NA	15.2
Southland College Prep Charter High School*	508	522	26.5	NA	32.8
Springfield SD 186	14,257	13,996	25.6	26.8	27.4
Springfield Ball Charter School	377	387	36.3	32.3	NA
Waukegan SD 60	16,819	16,478	14.8	14.7	13.2
L.E.A.R.N. 9-Waukegan*	194	328	11.1	19.4	NA

Table 4D: Student Graduation and Dropout Rates-2017

Charter School	Dropout		4-Year Graduation		5-Year Graduation	
	School	District	School	District	School	District
Chicago Public Schools District 299	NA	4.3	NA	82.3	NA	84.5
Academy for Global Citizenship (AGC) Charter School	NA	4.3	NA	82.3	NA	84.5
Acero Charter-Octavio Paz Campus	NA	4.3	NA	82.3	NA	84.5

Charter School	Dropout		4-Year Graduation		5-Year Graduation	
	School	District	School	District	School	District
Acero Charter-Rufino Tamayo Campus	NA	4.3	NA	82.3	NA	84.5
Acero Charter-Carlos Fuentes Campus	NA	4.3	NA	82.3	NA	84.5
Acero Charter-Bartolome de las Casas Campus	NA	4.3	NA	82.3	NA	84.5
Acero Charter-Officer Marquez Campus	NA	4.3	NA	82.3	NA	84.5
Acero Charter-SPC Zizumbo Campus	NA	4.3	NA	82.3	NA	84.5
Acero Charter-Sandra Cisneros Campus	NA	4.3	NA	82.3	NA	84.5
Acero Charter-Esmeralda Santiago Campus	NA	4.3	NA	82.3	NA	84.5
Acero Charter-Roberto Clemente Campus	NA	4.3	NA	82.3	NA	84.5
Acero Charter-Brighton Park Campus	NA	4.3	NA	82.3	NA	84.5
Acero Charter-Jovita Idar Campus	NA	4.3	NA	82.3	NA	84.5
Acero Charter-PCS Torres Campus	NA	4.3	NA	82.3	NA	84.5
Acero Charter-Major Garcia Campus	0.5	4.3	92.4	82.3	NA	84.5
Acero Charter-Victoria Soto Campus	0.2	4.3	83.3	82.3	NA	84.5
Acero Charter-Sor Juana Ines de la Cruz Campus	1	4.3	87.5	82.3	NA	84.5
Alain Locke Charter Academy Charter School	NA	4.3	NA	82.3	NA	84.5
Architecture, Construction, and Engineering (ACE) Tech Charter School	0.3	4.3	69.3	82.3	90.9	84.5
ASPIRA Early College Prep	3.1	4.3	83.2	82.3	70	84.5
ASPIRA Business and Finance	0.3	4.3	NA	82.3	NA	84.5
ASPIRA Haugan Campus	NA	4.3	NA	82.3	NA	84.5
Catalyst Elementary Charter School - Circle Rock	NA	4.3	NA	82.3	NA	84.5
Catalyst Maria Charter School	0	4.3	97.6	82.3	100	84.5
Chicago Collegiate Charter School	NA	4.3	NA	82.3	NA	84.5
CICS – Avalon/South Shore	NA	4.3	NA	82.3	NA	84.5
CICS – Basil	NA	4.3	NA	82.3	NA	84.5
CICS – Bond Campus	NA	4.3	NA	82.3	NA	84.5
CICS – Bucktown	NA	4.3	NA	82.3	NA	84.5
CICS – Irving Park Campus	NA	4.3	NA	82.3	NA	84.5
CICS – Loomis Primary Campus	NA	4.3	NA	82.3	NA	84.5
CICS – Longwood Campus	0	4.3	97	82.3	NA	84.5
CICS – Northtown Campus	0.2	4.3	92.3	82.3	64.3	84.5
CICS – Prairie Campus	NA	4.3	NA	82.3	NA	84.5
CICS – Quest North Campus	2.5	4.3	98.4	82.3	NA	84.5
CICS – Ralph Ellison Campus	0.2	4.3	89.1	82.3	NA	84.5
CICS – Washington Park	NA	4.3	NA	82.3	NA	84.5
CICS – West Belden Campus	NA	4.3	NA	82.3	NA	84.5
CICS – Wrightwood	NA	4.3	NA	82.3	NA	84.5
Chicago Math & Science Academy (CMSA) Charter School	0	4.3	94.4	82.3	98.6	84.5
Chicago Virtual Charter High School	1.8	4.3	59.4	82.3	84.2	84.5
Christopher House Charter School	NA	4.3	NA	82.3	NA	84.5
EPIC Academy Charter High School	1.8	4.3	92.9	82.3	90	84.5
Erie Elementary Charter School	NA	4.3	NA	82.3	NA	84.5

Charter School	Dropout		4-Year Graduation		5-Year Graduation	
	School	District	School	District	School	District
Foundations College Prep Charter	NA	4.3	NA	82.3	NA	84.5
Frazier Preparatory Academy Charter School	NA	4.3	NA	82.3	NA	84.5
Great Lakes Academy Charter School	NA	4.3	NA	82.3	NA	84.5
Horizon Science Academy – Southwest	NA	4.3	NA	82.3	NA	84.5
Instituto Health Sciences Career Academy (IHSCA) Charter High School	1.6	4.3	94.4	82.3	94.7	84.5
Instituto Justice Leadership Academy (IJLA) Charter High School	48.1	4.3	24.4	82.3	26.9	84.5
Intrinsic Charter High School	0.2	4.3	94.7	82.3	NA	84.5
KIPP Ascend College Prep	NA	4.3	NA	82.3	NA	84.5
KIPP One Academy	NA	4.3	NA	82.3	NA	84.5
KIPP Bloom Charter Elementary School	NA	4.3	NA	82.3	NA	84.5
KIPP Academy (formerly KIPP Create)	NA	4.3	NA	82.3	NA	84.5
Kwame Nkrumah Charter Academy	NA	4.3	NA	82.3	NA	84.5
L.E.A.R.N. Charter Butler	NA	4.3	NA	82.3	NA	84.5
L.E.A.R.N. Charter Excel Campus	NA	4.3	NA	82.3	NA	84.5
L.E.A.R.N. Charter Campbell Campus	NA	4.3	NA	82.3	NA	84.5
L.E.A.R.N. Charter South Chicago Campus	NA	4.3	NA	82.3	NA	84.5
L.E.A.R.N. Hunter Perkins Campus	NA	4.3	NA	82.3	NA	84.5
L.E.A.R.N. Charter 7 th Campus	NA	4.3	NA	82.3	NA	84.5
L.E.A.R.N. Charter Middle School	NA	4.3	NA	82.3	NA	84.5
Legacy Charter School	NA	4.3	NA	82.3	NA	84.5
Legal Prep Academy Charter High School	0	4.3	91.7	82.3	100	84.5
Montessori Englewood Charter School	NA	4.3	NA	82.3	NA	84.5
Moving Everest Charter School	NA	4.3	NA	82.3	NA	84.5
Namaste Charter School	NA	4.3	NA	82.3	NA	84.5
Noble Street Charter-Pritzker College Prep	0.2	4.3	99	82.3	88.2	84.5
Noble Street Charter-Rauner College Prep	0.3	4.3	99.2	82.3	100	84.5
Noble Street Charter-Rowe-Clark MS Academy	1.7	4.3	93.4	82.3	96	84.5
Noble Street Charter-Golder College Prep	0.9	4.3	97.8	82.3	NA	84.5
Noble Street Charter-Comer College Prep	0.2	4.3	97.8	82.3	100	84.5
Noble Street Charter-UIC College Prep	0.3	4.3	94.1	82.3	100	84.5
Noble Street Charter-Chicago Bulls Prep	0.4	4.3	98.3	82.3	90.9	84.5
Noble Street Charter-Muchin College Prep	0	4.3	99	82.3	NA	84.5
Noble Street Charter-Johnson College Prep	2.2	4.3	96.1	82.3	87.5	84.5
Noble Street Charter-Hansberry Prep Silver	0.1	4.3	97.3	82.3	100	84.5
Noble Street Charter-DRW Trading College Prep	0	4.3	94.9	82.3	95.7	84.5
Noble Street Charter-Butler	0	4.3	97.1	82.3	NA	84.5
Noble Street Charter-Baker Campus	2.1	4.3	96.7	82.3	NA	84.5
Noble Street Charter-Noble Campus	0.9	4.3	96.5	82.3	100	84.5
Noble Street Charter-ITW Speer Academy	0.4	4.3	NA	82.3	NA	84.5
Noble Street Charter-The Noble Academy	0	4.3	NA	82.3	NA	84.5
Noble Street Charter-Mansueto	0	4.3	NA	82.3	NA	84.5

Charter School	Dropout		4-Year Graduation		5-Year Graduation	
	School	District	School	District	School	District
North Lawndale Prep Charter-Collins	1.5	4.3	91.3	82.3	NA	84.5
North Lawndale Prep Charter-Christiana	0.3	4.3	92.9	82.3	NA	84.5
Asian Human Services-Passages Charter School	NA	4.3	NA	82.3	NA	84.5
Perspectives Charter-Joslin Campus	0.4	4.3	98	82.3	NA	84.5
Perspectives Charter-Leadership Academy	0	4.3	97.6	82.3	NA	84.5
Perspectives Charter-High School of Technology	0.5	4.3	100	82.3	NA	84.5
Perspectives Charter-IIT Campus	0.5	4.3	90.4	82.3	NA	84.5
Polaris Charter Academy	NA	4.3	NA	82.3	NA	84.5
Providence Englewood Charter School	NA	4.3	NA	82.3	NA	84.5
Rowe Elementary Charter School	NA	4.3	NA	82.3	NA	84.5
University of Chicago Charter-Woodlawn	0	4.3	83.3	82.3	NA	84.5
University of Chicago Charter-Woodson	NA	4.3	NA	82.3	NA	84.5
University of Chicago Charter-North Kentwood	NA	4.3	NA	82.3	NA	84.5
University of Chicago Charter-Donoghue	NA	4.3	NA	82.3	NA	84.5
Urban Prep Academy for Young Men Charter High School – Bronzeville	0.5	4.3	86.2	82.3	99	84.5
Urban Prep Academy for Young Men Charter High School – Englewood	1.5	4.3	89.6	82.3	98.1	84.5
Urban Prep Academy for Young Men Charter High School – West	0.4	4.3	96.2	82.3	96	84.5
Young Women’s Leadership Charter School (YWLCS)	0	4.3	98	82.3	100	84.5
YCCS-Scholastic Achievement HS	45.4	4.3	40.3	82.3	21.1	84.5
YCCS-McKinley-Lakeside Leadership	33.6	4.3	64.2	82.3	41	84.5
YCCS-ASPIRA Pantoja Alt HS	66.2	4.3	33.7	82.3	30.5	84.5
YCCS-Association House El Cuarto Ano HS	49.4	4.3	32.6	82.3	38.9	84.5
YCCS-Austin Career Education Center HS	62.2	4.3	48.2	82.3	27.6	84.5
YCCS-CCA Academy HS	44.2	4.3	45.1	82.3	42.9	84.5
YCCS-Progressive Leadership Academy	40.2	4.3	49.1	82.3	11.9	84.5
YCCS-Community Youth Development Institute HS	65	4.3	32.3	82.3	20.4	84.5
YCCS-Albizu Campus Puerto Rican HS	39.6	4.3	48.7	82.3	46.7	84.5
YCCS-Innovations of Arts HS	57.7	4.3	35.2	82.3	23.8	84.5
YCCS-Jane Addams Alternative HS	45.2	4.3	63.3	82.3	50	84.5
YCCS-Latino Youth Alternative HS	45.4	4.3	27.1	82.3	26.4	84.5
YCCS-Olive Harvey Mid College HS	38.1	4.3	26.7	82.3	45.5	84.5
YCCS-Sullivan House Alternative HS	4.3	4.3	35.6	82.3	25	84.5
YCCS-Truman Middle College HS	55.6	4.3	21	82.3	32.6	84.5
YCCS-West Town Academy Alternative HS	53.6	4.3	42	82.3	42.9	84.5
YCCS-Westside Holistic Leadership Academy	56.6	4.3	37.5	82.3	29.6	84.5
YCCS-Youth Connection Leadership	49.4	4.3	43.1	82.3	36.4	84.5
YCCS-Chatham	28.4	4.3	51.3	82.3	32.7	84.5
Amandla Charter School*	1.7	NA	82.5	NA	NA	NA
Betty Shabazz International Charter School*	NA	NA	NA	NA	NA	NA

Charter School	Dropout		4-Year Graduation		5-Year Graduation	
	School	District	School	District	School	District
Barbara Sizemore Campus*	NA	NA	NA	NA	NA	NA
Bronzeville Lighthouse Charter School*	NA	NA	NA	NA	NA	NA
Horizon Science Academy (HSA) – Belmont*	NA	NA	NA	NA	NA	NA
Horizon Science Academy (HSA) – McKinley*	0	NA	NA	NA	NA	NA
CUSD 300	NA	1.4	NA	89.4	NA	90.9
Cambridge Lakes Charter School	10.3	NA	61.5	NA	75	NA
Decatur SD 61	NA	NA	NA	77.7	NA	75.4
Robertson Charter School	NA	NA	NA	NA	NA	NA
East St. Louis SD 189	NA	4.4	NA	71.4	NA	71.6
Southern Illinois University Edwardsville - East St. Louis Charter School	0	NA	95.8	NA	93.1	NA
McLean CUSD 5	NA	1	NA	91.6	NA	92.1
YouthBuild McLean County Charter School	17	NA	38.1	NA	50	NA
North Chicago SD 187	NA	NA	NA	59.3	NA	66.7
L.E.A.R.N. 6 – North Chicago Campus	NA	NA	NA	NA	NA	NA
L.E.A.R.N. 10 – North Chicago Campus		NA		NA		NA
Peoria SD 150	NA	7.2	NA	69.4	NA	71
Quest Charter Academy	0.4	NA	78.4	NA	78	NA
Fremont SD 79	NA	NA	NA	NA	NA	NA
Woodland CCSD 50	NA	NA	NA	NA	NA	NA
Prairie Crossing Charter School*	NA	NA	NA	NA	NA	NA
Rockford SD 205	NA	6.6	NA	67	NA	70.3
CICS Jackson (formerly CICS Rockford Patriots)	3.2	NA	NA	NA	NA	NA
Galapagos Rockford Charter School	NA	NA	NA	NA	NA	NA
Legacy Academy of Excellence Charter School	NA	NA	NA	NA	NA	NA
Rich Township HSD 227	NA	1.4	NA	85.4	NA	81.9
Southland College Prep Charter High School*	0	NA	99.1	NA	96.6	NA
Springfield SD 186	NA	NA	NA	75.1	NA	78.5
Springfield Ball Charter School	NA	NA	NA	NA	NA	NA
Waukegan SD 60	NA	3.2	NA	72.8	NA	78.2
L.E.A.R.N. 9-Waukegan*	NA	NA	NA	NA	NA	NA

5. Suggested Statutory Changes

The Charter Schools Law provides for transition impact aid for school districts during the initial term of a new charter school in order to offset the impact of the charter school on the district's budget. Specifically, the law provides that a school district with a new charter school is entitled to receive aid equal to 90 percent of the per capita funding paid to the charter school during the first year of its initial charter term, 65 percent of the per capita funding paid to the charter school during the second year of its initial term, and 35 percent of the per capita funding paid to the charter school during the third year of its initial term. Transition impact aid has not been appropriated for school districts since fiscal year 2009. The absence of transition impact aid, in part, may account for lower charter school funding levels and the reluctance of school districts outside of Chicago, especially smaller school districts, to consider a charter school option for their districts.

Additionally, charter schools continually indicate their support for changes to the law that would allow for the further expansion of charter schools by increasing the cap to allow more charter schools to open.

6. Authorizer Information

ISBE compiled information during the 2015-16 and 2016-17 school years from all of the charter school authorizers, regarding their strategic vision, the progress made toward reaching that vision, the academic performance of their charter schools, and the financial performance of their charter schools. That information is reported verbatim as collected below. It does not reflect the current school year. This information is organized by authorizer below. School information may differ from ISBE data, as the data is self-reported by the authorizers.

Charter Authorizer	CHICAGO PUBLIC SCHOOLS DISTRICT 299
Executive Director	Mary Bradley
Address	42 West Madison, Third Floor Chicago, IL 60602
Strategic Vision	<p>The mission of the Office of Innovation and Incubation is to provide students with access to high quality and innovative education through incubation of quality schools, accountability, and high quality oversight.</p> <p>Our vision is a diverse educational landscape of quality schools that meets the needs of all children.</p> <p>To uphold this mission and vision, we seek to:</p> <ul style="list-style-type: none"> - Execute a rigorous new school authorization process that leads to a continuously improving portfolio of schools; - Provide ongoing oversight that ensures schools are meeting the expectations of the Charter Agreement and acting in accordance with the agreement and law; - Provide support to charter boards, schools, and parents that will result in greater connections and partnerships while increasing the performance and outcomes of schools; - Identify and share innovative models and best practices across the district and charter community; and - Ensure students have access to high quality Options Schools and Programs.
Strategic Vision Progress	<p>Many policies are aimed at achieving the above vision. Said policies include:</p> <ul style="list-style-type: none"> - Setting enrollment targets – Although CPS does not set enrollment targets per se, each authorized charter agreement contains a student enrollment maximum. <p>Defining the term “high-quality charter school” to guide authorization decisions.</p> <ul style="list-style-type: none"> - The authorizer has embedded within its authorizing practices the designation “demonstrated track record of success.” The designation allows new and existing charter applicants and schools to engage in streamlined new charter application, charter renewal, and material modification processes. In addition, this designation is a critical criteria to be considered by all parties in the authorization process from the Review Teams up through the Board of Education when considering approval of the completed new charter, renewal, or material modification applications. <p>Promoting the replication and expansion of existing charter schools.</p> <ul style="list-style-type: none"> - In accordance with Illinois law, Chicago Public Schools releases an annual Request for Proposal to receive applications to review and evaluate new charter school applications, including existing operators. As mentioned above, CPS streamlines the process through which the replication and expansion of charter operators that have a demonstrated track

	<p>record of success to ensure replication and expansion only results in improved student outcomes.</p> <p>As previously stated, the Office of Innovation and Incubation's (I&I) mission was to create and sustain education options for Chicago students through quality authorizing practices, community engagement, and innovative programs, on behalf of the District Board of Education. The I&I's progress is evident in the following areas:</p> <ul style="list-style-type: none"> - Quality Authorizing: The authorizer has improved quality authorizing by aligning its authorizing practices to national best practices and working with SchoolWorks as a consultant in executing the final processes. In particular, I&I reports to have significantly streamlined its charter renewal process to ensure that the process is transparent, evidence-based, outcome-focused, consistent, sustainable, and valuable to schools, and streamlined its new charter application RFP process for mid-size to large operators who have demonstrated a proven track record of success. - Community Engagement: I&I designed and executed an affiliated Neighborhood Advisory Council (NAC) process that pulls together teams of community members to review each charter proposal against the criteria defined in the New Schools RFP. This review results in a NAC final report that identifies whether the NAC supports the proposed school opening in its community. - I&I released an RFP to receive applications to open and operate programs to work with students in middle school who demonstrated a proclivity to drop out in high schools. Unfortunately, due to budget constraints, I&I was not able to guarantee funding for programs approved through his RFP and had to discontinue the process.
Academic Performance	Refer to Section 4 of this report
Financial Performance	<p><u>FY16 Financial Performance Frameworks</u></p> <p>Up until the 2016-2017 school year, CPS' charter schools were held to one of three different financial accountability plans that were created over time. The framework for these plans was originally created in 2009 in partnership with the Illinois Facilities Fund (IFF), and outlined in each school's agreement with the Chicago Board of Education. The two more recent frameworks incorporated in renewal school contracts were designed to hold charter schools accountable in the following four domains:</p> <ol style="list-style-type: none"> a. Financial condition and budget <ol style="list-style-type: none"> i. Short Term indicators – Cash on Hand and Current Ratio ii. Long Term indicators – Net Asset Ratio b. Financial Controls c. Reporting Timeliness d. Legal Compliance <p><u>FY17 Financial Performance Framework</u></p> <p>Beginning in FY17, CPS' charter schools are held to one common financial accountability plan outlined in each school's agreement with the Board. The framework of this plan was created through research of national best practices, input from charter school leaders, an analysis of historical and current CPS charter school financial health, and consultation with outside auditing firms. The framework holds charters accountable for the following metrics. The bolded metrics are considered "Key Indicators":</p> <ul style="list-style-type: none"> • Change In Net Assets (Key Indicator) • Current Ratio (Key Indicator) • Net Asset Ratio (Key Indicator) • Cash on Hand Ratio (Key Indicator) • Loan Delinquency • Annual Audit – Financial Controls • Federal/State/CPS Compliance

	<ul style="list-style-type: none"> • Legal Compliance <p>These indicators evaluate the short- and long-term financial condition of CPS charter schools, as well as the financial controls, reporting timeliness, and legal compliance of CPS charter schools.</p> <p><u>Financial Performance Survey</u></p> <ol style="list-style-type: none"> In FY15, 14 of 40, or 35% of CPS charter school organizations exceeded financial performance expectations. In FY16, 11 of 41, or 26.8% exceeded financial performance expectations. In FY15, 17 of 40, or 42.5% of CPS charter school organizations met financial performance expectations. In FY16, 20 of 41, or 48.8% met financial performance expectations. In FY15, 9 of 40, or 22.5% of CPS charter school organizations did not meet financial performance expectations. In FY16, 10 of 41, or 24.3% did not meet financial performance expectations. These schools are required to attend office hours and submit a corrective action plan to CPS that includes more frequent financial document submissions and reviews. <p>No charter schools are currently subject to revocation due to financial performance. However, one charter school (Galapagos Charter School) voluntarily surrendered its charter and closed in part due to financial hardship. Additionally, the Prologue Joshua Johnston charter was non-renewed due to emergency financial circumstances.</p> <p>At the time of this report, CPS, as planned, is still in the process of collecting FY17 financial performance data to evaluate all of its charter schools per their contractual financial performance frameworks. FY17 financial performance reports will be available in the spring of 2018.</p>
Authorizer's Functions	<p><u>Soliciting and evaluating charter applications on a defined cycle:</u></p> <p>In accordance with the Illinois Charter Schools Law, CPS releases a new charter schools application Request for Proposals (RFP) on an annual basis. CPS released the 2016 RFP on December 30, 2015, and the 2017 RFP on December 30, 2016. The Office of Innovation and Incubation (I&I) executes an internal CPS Comprehensive Evaluation Team (CET) review of any received applications against a set of publicly available criteria. The CETs deliver final reports to the Office of Innovation and Incubation, which makes a recommendation to the CEOs office; the CEO then makes a final recommendation to the CPS Board of Education to approve or deny the application.</p> <p><u>Negotiating and executing sound charter contracts with each approved charter school:</u></p> <p>Once a charter applicant has received an initial approval by the Chicago Board of Education and has secured a facility, the applicant (and its operator) must sign a Letter of Intent to sign a charter agreement no later than the first of the month in which the CBOE vote for final authorization is scheduled to be held. The LOI indicates that all contract negotiations with CPS concerning the Charter agreement have concluded.</p> <p>Chicago Board of Education (CBOE) holds an executed contract with a legally incorporated governing board that is independent of the District for each charter school it authorizes.</p> <p>Once a charter school is authorized by the CBOE, the CPS Office of Innovation and Incubation works with the CPS legal team to negotiate a charter school agreement with the school's governing board. In accordance with law, the school's governing board must be a legally incorporated Illinois not-for-profit entity. The CBOE's approval of any charter application automatically rescinds if a written charter school agreement is not executed by the CBOE and the charter school's governing board within 120 days of the date of Board approval, unless an extension to continue with good faith negotiations has been granted.</p> <p><u>Conducting a formal site visit/audit of all charter schools in your portfolio:</u></p>

	<p>The Office of Innovation and Incubation (I&I) has streamlined its process for on-site visits with charter schools. While I&I conducts informal visits throughout the term of the charter agreement and during the time of renewal, formal site visits are conducted at the time of renewal in schools that are lower performing and for schools identified on the Charter School Warning List. Attached, please see the current Renewal Site Visit (RSV) protocol followed by this office.</p> <p><u>Conducting a formal renewal and revocation process:</u></p> <p>When a CPS charter school reaches its fifth year of operation, it undergoes a comprehensive renewal process, during which time the Office of Innovation and Incubation evaluates its performance against its Accountability Plan within the Charter School Agreement. The renewal process serves two purposes. First, it informs the Chicago Board of Education’s decision on whether to renew a school’s charter by providing evidence of whether the school has met academic, financial and operational performance requirements. Second, the process provides schools with the opportunity to evaluate their effectiveness in fulfilling past goals and make a case for their continued operation.</p> <p>The components of the renewal process are:</p> <ol style="list-style-type: none"> (1) School submission of a renewal application (2) Review of student academic performance data (current and historic) (3) Renewal site visit report (if applicable) (4) Financial performance review (5) Operational performance review: includes compliance review of governance, facilities, special student populations and student discipline (6) Additional evidence (especially that pertaining to legal or material violations) (7) Public hearing <p>The CEO may recommend non-renewal of a charter school to the Chicago Board of Education if the school fails to meet the minimum academic performance criteria in the Charter School Quality Policy or financial and compliance expectations. Certain deficiencies may also result in a shortened renewal term.</p> <p>Charter school revocation decisions fall outside of the renewal process. In accordance with the charter agreement and the Illinois Charter Schools Law, a charter school’s charter may be revoked if the charter school:</p> <ol style="list-style-type: none"> (1) Committed a material violation of any of the conditions, standards, or procedures set forth in its Charter School Agreement, including the Accountability Plan; or (2) Failed to meet or make reasonable progress toward achievement of the content standards or pupil performance standards identified in the Accountability Plan of the Charter School Agreement and the Board’s Charter School Quality Policy; or (3) Failed to meet generally accepted standards of fiscal management; or (4) Materially violated any provision of law from which the Charter School was not exempted. <p>CPS adopted the Charter School Quality Policy (CSQP) in October 2015 to transparently define “Failed to meet or make reasonable progress toward achievement of the content standards or pupil performance standards identified in the Accountability Plan of the Charter School Agreement.” The CSQP identifies when a charter school is placed on the Academic Warning List according to its annual SQRP rating. When identified, the CPS CEO or designee will send notice that the school or campus is in revocation status and subject to closure. Upon receipt of the notice, the charter school or campus must submit a written remediation plan to the CEO or designee to rectify the problems that resulted in the charter school or campus being placed on the Academic Warning List. The written remediation plan shall include a timeline for implementation and the CEO or designee shall monitor the implementation and adherence to the remediation plan requirements. To ensure implementation of the remediation plan, CPS conducts a thorough review of data, ensures evidence of implementation and conducts a formal</p>
--	--

	<p>site visit. The CEO will recommend the revocation of a charter school or campus to the Chicago Board of Education if either:</p> <ol style="list-style-type: none"> (1) The CEO determines that the charter school or campus failed to implement the remediation plan and adhere to the timeline, or (2) The charter school or campus remains on the Academic Warning List for two consecutive years. <p><u>Centralizing the lottery for all choice schools:</u> Beginning with the fall 2018 enrollment cycle, CPS will conduct a universal enrollment system for ninth graders that includes all CPS schools, including charter schools, with a 9th grade class. Charter schools will continue to conduct their own lotteries in accordance with the requirements of the Charter Schools Law for all grades other than grade 9.</p> <p><u>Encouraging the sharing of best practices between charters and traditional schools:</u> Dissemination of best practices between charter schools and district schools is a key priority of the District.</p> <p><u>Centralizing student accounting:</u> Per their charter agreements, charter schools are required to use the CPS-IMPACT Student Information System for student registration, enrollment, and attendance.</p> <p><u>Providing an information system that details school characteristics and performance:</u> Detailed school information for all CPS schools can be found at www.cps.edu/Schools/Find_a_school/pages/Findaschool.aspx.</p> <p><u>Providing transportation:</u> CPS is the Local Education Agency for all of the charter schools it authorizes. As the LEA and in accordance with law, CPS provides transportation to any charter school student when it is a requirement of the student's IEP.</p> <p><u>Adjudicating disputes related to student transfers:</u> With appropriate parental/guardian consent, the Office of Innovation and Incubation (I&I) adjudicates student transfer disputes when a publicly communicated protocol has been executed, sufficiently documented, and the "sending" school still has not released the student(s) in question. In this case, I&I will release the student in IMPACT (CPS' student information system) to the "receiving" school.</p> <p>In addition, I&I assists with resolving student transfer disputes informally throughout the school year when contacted by a student or parent.</p> <p><u>Treatment of specialized populations:</u> CPS charter schools enroll a diverse student population (i.e., students with disabilities, students in temporary living situations, and English learners). CPS provides a full continuum of supports and services for all students with specialized needs, and multiple CPS departments -- including the Offices of Diverse Learner Supports and Services, Language and Cultural Education, and Students in Temporary Living Situations -- provide support and monitoring of charter school programs to ensure that all programs meet the requirements of state and federal law. The Office of Innovation and Incubation considers a charter school's compliance with state and federal laws protecting the rights of students with specialized needs in its authorization decisions.</p> <p><u>Require and/or examine annual, independent financial audits of charter schools:</u> In accordance with law and their individual charter contracts, each charter school authorized by CPS is required to retain an outside, independent auditor to conduct an annual audit of the</p>
--	---

	<p>charter school. The Office of Innovation and Incubation collects and reviews these audits in November of each year, and the audit information is incorporated into an annual Financial and Compliance Scorecard that is published for each charter school. Annual Financial and Compliance Scorecards can be reviewed on CPS' website, at http://cps.edu/Schools/Find_a_school/Pages/findaschool.aspx (click on school name, and then select the tab for "Downloads").</p>
Authorizer's Operating Costs and Expenses	<p>This authorizer currently has 9 FTE designating their time to authorizing work. The Office of Innovation and Incubation (I&I) does not delegate any core authorizing functions to contractors in toto. However, I&I does at times work with external contractors to assist with aspects of the charter renewal process.</p> <p>The authorizer reports that it supports its authorizing work through use of an administrative fee applied to all tuition dollars paid to charter schools (including special education and Supplemental General State Aide). The revenue collected from administrative fees in 2017 was \$15,400,000. The authorizer maintains a budget specific to the authorization of charter schools.</p> <p>Estimate of authorizer's direct costs for authorizing:</p> <ul style="list-style-type: none"> ○ Fiscal Year 2016 – \$11,935,675 ○ Fiscal Year 2017 – \$5,726,691

CHICAGO PUBLIC SCHOOLS DISTRICT 299
Charter School Portfolio

Status	Total Charter Schools 2015-2016	Student Enrollment 2015-2016	Total Charter Schools 2016-2017	Student Enrollment 2016-2017
Approved (not yet open)	0	—		—
Operating	47 (132 campuses)	58,590	42 (123 campuses)	58,004
Renewed	4	—	10	—
Transferred	—	—	—	—
Revoked	—	—	—	—
Not Renewed	3	—		—
Voluntarily Closed	1 (financial reasons)	—	--	—
Never Opened	1	—	--	—
Total	47	58,590	42	58,004

Charter Authorizer	PEORIA PUBLIC SCHOOLS DISTRICT 150
Superintendent	Dr. Sharon Desmoulin-Kherat (Interim)
Address	3202 N Wisconsin Ave Peoria, IL 61603
Strategic Vision	<p>The authorizer does not have a general strategic vision for establishing charter schools. The District reports that the idea for the establishment of Quest Academy, the District's one charter school serving grades 5-12, was generated in the community, which manifested a desire to have a school which focused on science, technology, engineering, and mathematics. This option was provided for the specific purpose of offering a longer school day focused on a deeper experience for families and enriching experiences for students.</p> <p>The authorizer sets enrollment targets. The charter contract with Quest Academy caps enrollment at 600 pupils, 75 students per grade level.</p>

Strategic Vision Progress	The initiative to establish Quest Academy came from the community and the District does not have any plans or resources to establish additional charter schools. The District will respond to other community-based initiatives if and when those arise, but does not plan to expand the charter concept beyond the grades 5-12 currently in place with Quest.
Academic Performance	Refer to Section 4 of this report
Financial Performance	Financial health appears to be good as determined through quarterly meetings between LEA and Quest. A mutually agreed funding formula/allocation is in place and appears to be working well.
Authorizer's Functions	<p>Negotiating and executing sound charter contracts with each approved charter school</p> <ul style="list-style-type: none"> - Initial and on-going charter contract discussions by appointed reps of the LEA and the charter school; quarterly meetings. <p>Conducting a formal site visit/audit</p> <ul style="list-style-type: none"> - Monitored through quarterly meetings by the LEA liaison. Additionally, all financial disbursements to - and expenditure by - the charter school are reviewed and approved by the LEA's Finance Department. <p>Encouraging the sharing of best practices between charters and traditional schools</p> <ul style="list-style-type: none"> - Shared through quarterly meetings, including sharing information and providing guidance regarding school discipline and student expulsion process. <p>Providing an information system that details school characteristics and performance</p> <ul style="list-style-type: none"> - LEA plans to include charter in an upcoming technology roll-out of "Edugence" to help with the tracking of student, staffing and community demographics. <p>Treatment of specialized populations</p> <ul style="list-style-type: none"> - Strong collaboration between LEA and charter school in serving students with disabilities. <p>Providing technical assistance</p> <ul style="list-style-type: none"> - Provided by LEA on as needed basis; including training on Skyward Student information system.
Authorizer's Operating Costs and Expenses	<p>The authorizer has not assigned any FTE to authorizing work.</p> <p>The authorizer reports that its general operating budget supports its authorizing work.</p> <p>The authorizer does not report a budget dedicated to authorization of charter schools and does not report any direct costs incurred for authorizing work in FY16 and FY17.</p>

PEORIA PUBLIC SCHOOLS DISTRICT 150
Charter School Portfolio

Status	Total Charter Schools 2015-2016	Student Enrollment 2015-2016	Total Charter Schools 2016-2017	Student Enrollment 2016-2017
Approved (not yet open)	—	—	—	—
Operating	1	568	1	596
Renewed	--	—	--	—
Transferred	—	—	—	—
Revoked	—	—	—	—
Not Renewed	—	—	—	—
Voluntarily Closed	—	—	—	—
Never Opened	—	—	—	—
Total	1	568	1	596

Charter Authorizer	COMMUNITY UNIT SCHOOL DISTRICT 300
Superintendent	Mr. Fred Heid

Address	2550 Harnish Dr. Algonquin, IL 60102
Strategic Vision	The authorizer lists its strategic vision as follows: The charter school provides District families with school of choice. The authorizer has not reported any specific policies toward achieving its strategic vision.
Strategic Vision Progress	The authorizer has not reported on progress toward achieving its strategic vision.
Academic Performance	Refer to Section 4 of this report
Financial Performance	
Authorizer's Functions	<p>Negotiating and executing sound charter contracts with each approved charter school.</p> <ul style="list-style-type: none"> - We utilize our charter school application and the accountability plan to arrive at the renewal <p>Conducting formal site visits of all charter schools in the portfolio.</p> <ul style="list-style-type: none"> - We audit the charter school following the same processes we do for other traditional public schools in accordance with ISBE and federal requirements for the areas of finance, ELL, special education, life safety, and health. Audits are done annually and corrective action plans are developed to target areas of need identified during the audit period. If these areas remain a concern then the frequency of audits increases until such time as the issues are addressed. <p>Conducting a formal renewal and revocation process</p> <ul style="list-style-type: none"> - This is done starting two full years before the end of the existing contract. Again it follows the guidelines outlined in the accountability plan. <p>Providing a publicly published application timeline and materials</p> <ul style="list-style-type: none"> - As detailed in our existing contract and in accordance with Board policy <p>Require and/or examine annual, independent financial audits of charter schools</p> <ul style="list-style-type: none"> - Outlined in our accountability plan and contract <p>Providing technical assistance.</p> <ul style="list-style-type: none"> - We provide technical assistance for all of the respective areas.
Authorizer's Operating Costs and Expenses	<p>The authorizer has not assigned any FTE to authorizing work.</p> <p>The authorizer does not identify any funding sources that support its authorizing work.</p> <p>The authorizer does not maintain a budget dedicated to authorization of charter schools and does not report incurring any direct costs for authorizing work in FY16 and FY17.</p>

COMMUNITY UNIT SCHOOL DISTRICT 300
Charter School Portfolio

Status	Total Charter Schools 2015-2016	Student Enrollment 2015-2016	Total Charter Schools 2016-2017	Student Enrollment 2016-2017
Approved (not yet open)	—	—	—	—
Operating	1	868	1	822
Renewed	—	—	—	—
Transferred	—	—	—	—
Revoked	—	—	—	—
Not Renewed	—	—	—	—
Voluntarily Closed	—	—	—	—
Never Opened	—	—	—	—
Total	1	868	1	822

Charter Authorizer	DECATUR PUBLIC SCHOOL DISTRICT 61
Superintendent	Bobbi Williams, Co-Interim Superintendent
Address	101 West Cerro Gordo St. Decatur, IL 62523
Strategic Vision	The District is not actively seeking to expand the District's charter school programs. The District responds to applications received.
Strategic Vision Progress	The authorizer has not reported on progress toward achieving its strategic vision as it does not have a strategic vision for charter authorization.
Academic Performance	Refer to Section 4 of this report
Financial Performance	The Robertson Charter Accountability Plan Evaluation was conducted in January 2017. At the time of the evaluation, the school was rated as being in compliance on item 2. The school received a superior marking in 2 of the 3 categories and a satisfactory in 1 category.
Authorizer's Functions	<p>Soliciting and evaluating charter applications on a defined cycle.</p> <ul style="list-style-type: none"> - The District evaluates charter applications in timely fashion based upon submission. <p>Negotiating and executing sound charter contracts with each approved charter school.</p> <ul style="list-style-type: none"> - The District's charter contract is negotiated and renewed on cycle as defined in the charter contract. The contract is reviewed by district administration, district legal counsel, and the Decatur School District Board of Education based upon the merits of the charter. <p>Conducting formal site visits of all charter schools in the portfolio.</p> <ul style="list-style-type: none"> - The District conducts periodic site observations. The District has an understood calendar noting specific documents that are to be submitted by the Charter School to the District. <p>Conducting a formal renewal process.</p> <ul style="list-style-type: none"> - The District's charter contract is negotiated and renewed on cycle as defined in the charter contract. The contract is reviewed by District administration, District counsel, and the Board of Education based upon the merits of the charter. <p>Centralizing student accounting.</p> <ul style="list-style-type: none"> - The District enrolls the students in the State's Student Information System (SIS). The District acts as a pipeline for reporting information to SIS. In addition, the District stores the student cumulative folders. Regarding testing issues, individual student scores are funneled through the District; however, the resulting data is reported directly to the Charter School. The District receives the respective summative data. <p>Providing an information system that details school characteristics and performance</p> <ul style="list-style-type: none"> - Students at the Charter School are not enrolled in the District's student management system. The student enrollment data is collected and reported to the Illinois State Board of Education for the purpose of General State Aid. <p>Treatment of specialized populations (i.e., Students with Disabilities, English Language Learners, Homeless children and youth, etc.).</p> <ul style="list-style-type: none"> - The District provides appropriate services to the Charter School through the Macon-Piatt Special Education District.
Authorizer's Operating Costs and Expenses	<p>This authorizer currently has a 0.05 FTE assigned to authorizing work.</p> <p>The authorizer delegates legal work to its Legal Counsel: Robbins, Schwartz, Nicolas, Lifton and Taylor.</p> <p>The authorizer supports its authorizing work through its general operating budget.</p>

	The authorizer reports that it does not maintain a budget dedicated to authorization of charter schools and does not report incurring any direct costs for authorizing work in FY16 and FY17.			
DECATUR PUBLIC SCHOOL DISTRICT 61 Charter School Portfolio				
Status	Total Charter Schools 2015-2016	Student Enrollment 2015-2016	Total Charter Schools 2016-2017	Student Enrollment 2016-2017
Approved (not yet open)	--	—	—	—
Operating	1	333	1	332
Renewed	1 Robertson Charter School	—	—	—
Transferred	—	—	—	—
Revoked	—	—	—	—
Not Renewed	—	—	—	—
Voluntarily Closed	—	—	—	—
Never Opened	—	—	—	—
Total	1	341	1	330

Charter Authorizer	EAST ST LOUIS SCHOOL DISTRICT 189
Assistant Superintendent	Arthur R Culver
Address	1005 State Street East St Louis, IL 62201
Strategic Vision	The mission of East St. Louis School District 189 is to cultivate the potential in every student to thrive as a global citizen by inspiring a love of learning and civic engagement, by challenging and supporting every student to achieve academic excellence, and by embracing the full richness of our community.
Strategic Vision Progress	<p>The authorizer lists the following policies aimed at achieving the above vision, including:</p> <p>Setting enrollment targets</p> <ul style="list-style-type: none"> - We want to make sure that class sizes remain much smaller than our regular public schools. In addition we work to make sure that financially that it makes sense for our district. <p>Defining the term “high-quality charter school” to guide authorization decisions</p> <ul style="list-style-type: none"> - We have set some goals that are attainable for our Charter school to obtain. In addition there are non-negotiables that need to take place over the course of the school year.
Academic Performance	Refer to Section 4 of this report
Financial Performance	The financial health of SIUE charter is not strong. The University has been impacted by the lack of having an approved budget for the last two fiscal years. This has caused resources to be limited for SIUE even though we increased our percentage per student to over 80%.
Authorizer’s Functions	<p>Soliciting and evaluating charter applications on a defined cycle as shown in the charter school agreement.</p> <ul style="list-style-type: none"> - The District revisits Charter renewal every two years. In addition, one of our administrators visits the campus once a week.

	<p>Conducting formal site visits of all charter schools in the portfolio.</p> <ul style="list-style-type: none"> - District administration completes all Charter school audits in January of each school year. In addition the campus is visited once a week by a member of our curriculum team. <p>Conducting a formal renewal process.</p> <ul style="list-style-type: none"> - We actually met with the charter organization to discuss renewing. There were at least 3 meetings held to negotiate the renewing. <p>Centralizing the lottery for all choice schools.</p> <ul style="list-style-type: none"> - The lottery is completed by the Southern Illinois University Edwardsville. <p>Encouraging the sharing of best practices</p> <ul style="list-style-type: none"> - We have shared several of our best practices ranging from graduation requirements to teacher support. In addition, the leadership team has been invited to attend all monthly Principal meetings. Our data dashboard system (DOMO) is also shared with SIUE charter. <p>Centralizing student accounting.</p> <ul style="list-style-type: none"> - Skyward is our main student account information system and SIUE uses it for their student information as well. <p>Providing an information system that details school characteristics and performance.</p> <ul style="list-style-type: none"> - The authorizer reports that its one currently operating charter school maintains school records on the District's Epicenter platform. <p>Adjudicating disputes related to student transfers.</p> <ul style="list-style-type: none"> - Students who attend district or Charter schools must live in East Saint Louis so transfers are handled according to district policy. <p>Treatment of specialized populations (i.e., students with disabilities, English Language Learners students, homeless children and youth, etc.).</p> <ul style="list-style-type: none"> - SIUE charter also has a truancy officer which handles attendance and homeless support. We also provide SPED services for SIUE Charter as far as evaluation. They have their own SPED instructor.
Authorizer's Operating Costs and Expenses	<p>The authorizer reports 0 FTE assigned to authorizing work.</p> <p>The authorizer reports that they do not maintain a budget dedicated to authorization of charter schools and does not report and funding sources that support authorizing work. The authorizer does not report any direct costs incurred by the district for authorizing work in FY16 and FY17.</p>

EAST ST LOUIS SCHOOL DISTRICT 189
Charter School Portfolio

Status	Total Charter Schools 2015-2016	Student Enrollment 2015-2016	Total Charter Schools 2016-2017	Student Enrollment 2016-2017
Approved (not yet open)	—	—	—	—
Operating	1	125	1	115
Renewed	—	—	—	—
Transferred	—	—	—	—
Revoked	—	—	—	—
Not Renewed	—	—	—	—
Voluntarily Closed	—	—	—	—
Never Opened	—	—	—	—
Total	1	125	1	125

Charter Authorizer	NORTH CHICAGO SCHOOL DISTRICT 187
Chief Education Officer	John P. Price
Address	2000 Lewis Ave North Chicago, IL 60064
Strategic Vision	The authorizer does not currently maintain a strategic vision for chartering. The authorizer's general goal is to offer choice to parents.
Strategic Vision Progress	The authorizer does not report any progress in achieving a chartering vision.
Academic Performance	Refer to Section 4 of this report
Financial Performance	There are no charter schools currently subject to revocation due to financial insolvency. The district is not in a position to judge, at this time, the financial health of the charter sector
Authorizer's Functions	<p>Negotiating and executing sound contracts with each approved charter school</p> <ul style="list-style-type: none"> - The process is supported via consultants. <p>Conducting formal site visits of all charter schools in the portfolio.</p> <ul style="list-style-type: none"> - Formal visits are conducted twice per year. Informal visits conducted in between formal visits. <p>Conducting a formal renewal and revocation process</p> <ul style="list-style-type: none"> - This will be conducted in the final year of the current agreement. <p>Encouraging the sharing of best practices between charters and traditional schools</p> <ul style="list-style-type: none"> - This has not yet been effective in working with LEARN charter network in North Chicago.
	<p>The authorizer has no FTE assigned to authorizing work.</p> <p>The authorizer does not have a budget dedicated to authorization of its charter schools, does not identify any funding sources for authorizer work, and identifies \$0 as the estimated amount of direct costs of authorizing in fiscal years 2016 and 2017.</p>

NORTH CHICAGO SCHOOL DISTRICT 187
Charter School Portfolio

Status	Total Charter Schools 2015-2016	Student Enrollment 2015-2016	Total Charter Schools 2016-2017	Student Enrollment 2016-2017
Approved (not yet open)	1	—	—	—
Operating	1	509	2	599
Renewed	—	—	—	—
Transferred	—	—	—	—
Revoked	—	—	—	—
Not Renewed	—	—	—	—
Voluntarily Closed	—	—	—	—
Never Opened	—	—	—	—
Total	2	509	2	599

Charter Authorizer	MCLEAN COUNTY UNIT DISTRICT 5
Superintendent	Mark Daniel
Address	1809 West Hovey Avenue

	Normal, IL 61761
Strategic Vision	<p>The authorizer has not provided a strategic vision for chartering. The goals and objectives of the charter school (YouthBuild McLean County Charter School) are defined as follows:</p> <p>The charter school will focus on drop-out recovery and at-risk students as identified by a school or parent and will endeavor to serve a unique population of very low income young people (eligible for free and reduced lunch) aged 16-21 who have had educational problems in the public or other school systems they have attended.</p> <p>The charter school's goals and objectives are: to provide rigorous and relevant educational training in core subjects in alignment with ISBE standards in order to quickly bring a disadvantaged population of students into educational and vocational alignment with their graduating peers; and for all students enrolled in the charter school to attain a high school diploma by demonstrating mastery of high school education standards and proving college readiness. Charter school students may obtain a diploma in one of the following ways:</p> <p>(1) Completion of courses that substantially meet the graduation requirements laid out by the Illinois State Board of Education;</p> <p>(2) Completion of college entrance exams (i.e. Compass) at a level permitting entrance into credit-bearing college coursework; or</p> <p>(3) Completion of a Graduation Portfolio containing a project that demonstrates mastery of 80% of the Common Core Standards.</p> <p>Additionally, the charter school will strive to meet the pupil performance standards set forth in the YouthBuild Program Performance Standards, a copy of which is attached hereto as Exhibit 1 and incorporated herein by reference. The charter school shall meet a minimum of seven of the nine performance measures at a level of "satisfactory", with the goal of meeting all nine performance measures at a level of "excellent" or the highest level attainable. Goals, objectives, and pupil performance standards of the charter school shall at all times remain in compliance with Section 2-3.64 of the Illinois School Code, 105 ILCS 5/2-3.64.</p>
Strategic Vision Progress	The authorizer has not reported on progress toward achieving its strategic vision.
Academic Performance	Refer to Section 4 of this report
Financial Performance	McLean County Unit School District No. 5 pays the YBMC Charter School a per capita tuition cost per student. The YBMC Charter School operates with diverse funding streams that include federal, state, local and private organizations. The organization is a low-risk auditee and participates in an A133 Audit annually. The Organization's overall financial health is strong and can support the fiscal needs of the Charter School with the per capita tuition. YBMC often supplements the activities of the Charter School with other grant funds to offer additional services to our students such as case management services, occupations skills training, and access to post-secondary education opportunities after graduation.
Authorizer's Functions	<p>Negotiating and executing sound charter contracts with each approved charter school.</p> <ul style="list-style-type: none"> - YBMC Charter school has an existing charter contract and the authorizer and charter school renegotiated the number of student slots from 50 to 100 to meet the needs of students in the district. <p>Conducting a formal renewal and revocation process.</p> <ul style="list-style-type: none"> - Prior to the expiration of the charter, the Authorizer conducts a formal renewal and submits it to ISBE. <p>Centralizing the lottery for all choice schools</p> <ul style="list-style-type: none"> - YBMC has a formalized lottery system. As the only charter school it is not necessary to centralize the process and at this time the lottery system has not been used because the maximum number of slots have not been filled.

	<p>Centralizing student accounting (i.e., record school placements and student progress)</p> <ul style="list-style-type: none"> - YBMC Charter works with the District to coordinate student records using the Skyward system. This provides seamless communication of school records, placements, attendance and progress. <p>Adjudicating disputes related to student transfers</p> <ul style="list-style-type: none"> - The District and YBMC Charter school work to resolve any disputes related to student transfers. <p>Treatment of specialized populations (i.e., students with disabilities, English Language Learners, homeless children and youth)</p> <ul style="list-style-type: none"> - Special education services and special education testing facilities are provided by the District in accordance with District policies, which have been approved by ISBE. District staff and YBMC staff coordinate the facilitation of special education services for charting school students assuring that needed services are identified, provided for in an IEP and carried out accordingly. <p>Require and/or examine annual, independent financial audits of charter schools</p> <ul style="list-style-type: none"> - YBMC provides an annual, independent financial audit of the charter school. The school has had no findings and retains its status as a low risk grantee.
Authorizer's Operating Costs and Expenses	The authorizer does not report any FTE assigned to authorizing work and does not have a budget dedicated to authorizing. The authorizer does not identify a funding source for authorizing work, and does not report incurring any direct costs for authorizing for FY16 and FY17.

**MCLEAN COUNTY UNIT DISTRICT 5
Charter School Portfolio**

Status	Total Charter Schools 2015-2016	Student Enrollment 2015-2016	Total Charter Schools 2016-2017	Student Enrollment 2016-2017
Approved (not yet open)	—	—	—	—
Operating	1	77	1	55
Renewed	—	—	—	—
Transferred	—	—	—	—
Revoked	—	—	—	—
Not Renewed	—	—	—	—
Voluntarily Closed	—	—	—	—
Never Opened	—	—	—	—
Total	1	77	1	55

Charter Authorizer	ROCKFORD PUBLIC SCHOOL DISTRICT 205
Superintendent	Dr. Ehren Jarrett
Address	501 7 th Street Rockford, IL 61104
Strategic Vision	<p>The District Board of Education has a five-year strategic plan, entitled Readiness 2020, that outlines five goals for all students in the district. The goals are:</p> <ul style="list-style-type: none"> - Growth and Achievement – With focal objectives including curricular alignment and differentiated instruction; - Engaging Partnerships – With focal objectives on community and customer services;

	<ul style="list-style-type: none"> - Optimal Climate - With focal objectives including social-emotional health and skills, and facilities and technology; - Quality Staff – With focal objectives including recruitment and development of staff, accountability, and positive and productive relationships; and - Fiscal and Operational Stewardship – With the focus on resource allocation for impact.
Strategic Vision Progress	The authorizer has not reported progress toward their vision at this time.
Academic Performance	Refer to Section 4 of this report
Financial Performance	Our three charter school operators have each increased their available fund balances and retained assets during their first five-year charter period. Their annual revenues exceed their expenses. We do not rate them on a scale system but are aware that they are fiscally viable and sound. We have assisted them in obtaining and processing grants that improved facility or operations. We observe each has increased their net asset amount and are budgeted for surplus income versus expenses in their budgets.
Authorizer's Functions	<p>Soliciting and evaluating charter applications on a defined cycle.</p> <ul style="list-style-type: none"> - District Board Policy 4.180: Application to Establish Public Charter High School, specifies an August 1 deadline of the preceding year for an application to be submitted for consideration. The process and products required are identified in the policy. <p>Negotiating and executing sound charter contracts with each approved charter school.</p> <ul style="list-style-type: none"> - The District's general counsel serves as the negotiator for each charter operator's contract to ensure all applicable school code regulations and Board policy elements are observed. A collaborative process deals with the components that are included in the contracts. <p>Conducting formal site visits of all charter schools in the portfolio.</p> <ul style="list-style-type: none"> - The authorizer states that a report is made to the Board of Education's Education Committee for each charter school, but does not state how often a site visit is conducted. <p>Conducting a formal renewal process.</p> <ul style="list-style-type: none"> - The Education Committee of the Board oversees the review process and forwards a recommendation to the Board concerning the renewal of each charter contract. <p>Encouraging the sharing of best practices between charters and traditional schools</p> <ul style="list-style-type: none"> - The Superintendent of Schools, chief academic officer, and charter liaison meet with the charter operators periodically to discuss strategies, techniques, and best practices that are being implemented, as well as considered, for the advancement of student achievement and development. <p>Centralizing student accounting (i.e., record school placements and student progress)</p> <ul style="list-style-type: none"> - The District provides a centralized SIS that is used to record placements, matriculation and other such indicators. <p>Providing an information system that details school characteristics and performance.</p> <ul style="list-style-type: none"> - The District provides access to its IEP and student management systems for student data purposes. We ensure each charter operator has full access to the Illinois Interactive Report Card platform. We provide access to a data warehouse called Basecamp for the use of each operator for submission of all required documents. <p>Providing transportation.</p> <ul style="list-style-type: none"> - Each charter operator has elected to engage the District's transportation services. <p>Treatment of specialized populations (i.e., students with disabilities, English Language Learners, homeless children and youth, etc.).</p> <ul style="list-style-type: none"> - The District provides compliance and technical assistance for each specialized area of need from their respective departments. The District ensures that the charter operators are compliant with all regulations regarding special needs students. <p>Providing technical assistance</p>

	<ul style="list-style-type: none"> - The District provides technical assistance and support in compliance with rules and regulations, accessing grants, and offers professional development on curriculum and instruction. <p>Providing a publicly published application timeline and materials</p> <ul style="list-style-type: none"> - This information is available on the District's website. <p>Require and/or examine annual, independent financial audits of charter schools</p> <ul style="list-style-type: none"> - The charter operators submit quarterly financial reports and supply results of an annual audit.
Authorizer's Operating Costs and Expenses	<p>The authorizer has no FTE assigned to authorizing work.</p> <p>The authorizer reports that its general operating budget supports its authorizing work.</p> <p>The authorizer indicated authorizing work is funded from the District's general budget, and does not report incurring any direct costs for authorizing for FY16 and FY17.</p>

ROCKFORD PUBLIC SCHOOL DISTRICT 205
Charter School Portfolio

Status	Total Charter Schools 2015-2016	Student Enrollment 2015-2016	Total Charter Schools 2016-2017	Student Enrollment 2016-2017
Approved (not yet open)	—	—	—	—
Operating	3	1168	3	1211
Renewed	—	—	—	—
Transferred	—	—	—	—
Revoked	—	—	—	—
Not Renewed	—	—	—	—
Voluntarily Closed	—	—	—	—
Never Opened	—	—	—	—
Total	3	1168	3	1211

Charter Authorizer	ILLINOIS STATE CHARTER SCHOOL COMMISSON
Commission Chair	DeRonda Williams
Address	160 North LaSalle St, Suite 601 Chicago, IL 60601
Strategic Vision	<p>Vision: The Illinois State Charter School Commission believes in high quality public education for all children, especially for those who are at risk, and in the right of all families of Illinois to experience access to high performing schools and academic experiences.</p> <p>Mission: The Commission is a respected statewide charter school authorizer committed to the use of national best practices in all domains, especially: resolving appeals fairly and timely according to the law; managing its charter schools annually and on renewal on the basis of rigorous and transparent accountability standards to provide high quality public education; serving as an approachable and helpful resource state-wide to districts, applicants, elected leaders and the public regarding excellence in authorizing practices and techniques; and leading civil civic discourse on chartering issues, guided by data and the best interests of students.</p>

Strategic Vision Progress	<p>Defining the term “high-quality charter school” to guide all authorization decisions</p> <ul style="list-style-type: none"> - The Commission defines a high-quality charter school as one that is exceeding or meeting the standards as established by its Accountability System. While the Commission considers overall school performance based on three domains - academic, financial and organizational; academic performance is considered as predominant indicator for defining quality. Schools scoring a minimum of 63 points on the academic performance framework is designated as "meeting" the standard. Schools scoring 89 or more points are designated as "exceeding" the standards. See attached Academic Methodology. Note: amendments were recently adopted to the Accountability System and Academic Methodology, the updated version will be provided when published. <p>Granting preference to charter school proposals with programs not otherwise available in the district</p> <ul style="list-style-type: none"> - The Commission follows the statutory preferences promulgated in the Illinois Charter Schools Law, 105 ILCS 5/27A-8(a). <p>Include an external expert panel to review charter applications</p> <ul style="list-style-type: none"> - The Commission annually retains a cadre of expert evaluators and analysts to support the review and evaluation of appeals, annual monitoring, and renewals.
Academic Performance	Refer to Section 4 of this report
Financial Performance	The schools authorized by the Commission have strong financial health. No schools have been closed, revoked, or not renewed for financial reasons.
Authorizer’s Functions	<p>Negotiating and executing sound charter contracts with each approved charter school.</p> <ul style="list-style-type: none"> - The Commission utilizes best practice model contracts with each charter school it authorizes. Charter agreements are negotiated with the charter school board and Commission staff. <p>Conducting formal site visits of all charter schools in the portfolio.</p> <ul style="list-style-type: none"> - Commission staff conducts site visits to all schools at various times for monitoring purposes. Formal site visits occur during renewal evaluation and for schools identified as needing support. <p>Conducting a formal renewal process.</p> <ul style="list-style-type: none"> - The Commission follows the Charter Schools Law and the Commission's Accountability System for formal renewal and revocation processes. <p>Encouraging the sharing of best practices between charters and traditional schools</p> <ul style="list-style-type: none"> - The Commission encourages all charters and school districts that come before it on appeal to work together and share best practices. The Commission has also developed, quarterly workshops, the "Commission Collaborative" to encourage Commission best practice and resource sharing. <p>Providing and information system that details school characteristics and performance</p> <ul style="list-style-type: none"> - The Commission is exploring options to obtain Ed360 for the portfolio and as an authorizer. In addition to posting school demographic data on the SCSC webpage, annual performance reports include information on school characteristics and performance. <p>Providing technical assistance.</p> <ul style="list-style-type: none"> - The Commission provides technical assistance and consultations to charter school applicants as well as existing schools and districts on various topics. We are in the development stages to establish an Authorizer Academy which will provide resource and technical support. <p>Providing a publicly published application timeline and materials</p> <ul style="list-style-type: none"> - Charter school appeal guidance for applicants and districts are posted on the Commission website. The timeline for appeal review is posted accordingly. <p>Require and/or examine annual, independent financial audits of charter schools</p>

	- Commission authorized charter schools submit an annual audit as part of the compliance requirements. The audits are reviewed as part of the annual performance reviews.
Authorizer's Operating Costs and Expenses	This authorizer currently has two (2) full-time employees assigned to authorizing work. To fund its authorization activities, the Commission collects an administrative fee from each school it has authorized. The fee is 2.5 percent of the school's general revenue funds. The Commission annually retains professional and technical experts and analysts to support evaluation of charter school appeals, monitoring, and evaluation of school annual performance. The Commission maintains a budget dedicated to the authorization of charter schools.

ILLINOIS STATE CHARTER SCHOOL COMMISSION
Charter School Portfolio

Status	Total Charter Schools 2015-2016	Student Enrollment 2015-2016	Total Charter Schools 2016-2017	Student Enrollment 2016-2017
Approved (not yet open)	—	—	—	—
Operating	5	2517	8	3611
Renewed	—	—	—	—
Transferred	—	—	—	—
Revoked	—	—	—	—
Not Renewed	—	—	—	—
Voluntarily Closed	—	—	—	—
Never Opened	—	—	—	—
Total	5	2517	8	3611

Charter Authorizer	SPRINGFIELD PUBLIC SCHOOLS DISTRICT 186
Superintendent	Jennifer E Gill
Address	1900 West Monroe Springfield, IL 62704
Strategic Vision	<p>The strategic vision of this authorizer is as follows:</p> <ul style="list-style-type: none"> - The creation of a safe, nurturing environment that fosters learning through the development of high-quality, research-based academic programs, attention to the learning needs of individual children, and the involvement of parents in their children's education. <p>The authorizer lists the following policies aimed at achieving the above vision:</p> <ul style="list-style-type: none"> - Setting enrollment targets. <ul style="list-style-type: none"> o For our existing charter school, maximum enrollment may not exceed four hundred eighty-eight (488) students, including pre-kindergarten classes. - Defining the term "high-quality charter school" to guide authorization decisions. <ul style="list-style-type: none"> o The authorization decisions for our current charter school are based on the following areas of focus: <ul style="list-style-type: none"> ▪ Literacy ▪ Mathematics ▪ Multi-aged grouping ▪ Professional development
Strategic Vision Progress	The authorizer has not reported an update in the progress in meeting its strategic vision

Academic Performance	Refer to Section 4 of this report
Financial Performance	Springfield Ball Charter School continues to be in sound financial health while continuing to offer Springfield District 186 residents with a quality school of choice option for K-8 students. It has been able to maintain a strong fund balance while ensuring that the dollars coming from Springfield District 186 are spent wisely on programs and staff that strives to engage and challenge student learning.
Authorizer's Functions	<p>Negotiating and executing sound charter contracts with each approved charter school.</p> <ul style="list-style-type: none"> - Springfield Ball Charter provides an annual report to the District's Board of Education each year. We negotiate and execute the contract with our charter school during the renewal process every 5 years. <p>Conducting formal site visits of all charter schools in the portfolio.</p> <ul style="list-style-type: none"> - As with our other schools, informal site visits are conducted monthly and formal visits are conducted at least twice per year. - The District also names a district administrator to the charter school's Board of Education. This designee acts as the liaison between the District and charter school. All district level administrators visit the charter school routinely. <p>Conducting a formal renewal process.</p> <ul style="list-style-type: none"> - Every five years a formal renewal process is conducted. The charter school presents its requests to the District and the Board of Education. Negotiation sessions are held regarding funding changes, enrollment and other significant factors. The updated contract is approved formally by both boards. <p>Centralizing student accounting (i.e., record school placements and student progress).</p> <ul style="list-style-type: none"> - Springfield Ball Charter uses our district information system for maintaining school records, attendance, grades. <p>Providing an information system that details school characteristics and performance.</p> <ul style="list-style-type: none"> - Springfield Ball Charter uses the District's website and information system to detail school characteristics and performance. <p>Providing transportation.</p> <ul style="list-style-type: none"> - The District routinely provides student transportation to and from school each day the same as all other schools within the District. <p>Treatment of specialized populations (i.e., students with disabilities, English Language Learners, homeless children and youth, etc.).</p> <ul style="list-style-type: none"> - The District provides qualified special education teachers and services for students with disabilities and other specialized groups. <p>Providing technical assistance.</p> <ul style="list-style-type: none"> - The District provides technical assistance for the following: <ul style="list-style-type: none"> o Network o Student Information System o Website o District-owned computers such as computers assigned to students with assistive technology needs <p>Require and/or examine annual, independent financial audits of charter schools</p> <ul style="list-style-type: none"> - The District receives a copy of the independent financial audit each year.
Authorizer's Operating Costs and Expenses	<p>The authorizer has no FTE assigned to authorizing work.</p> <p>The authorizer does not identify any funding sources for authorizing work, does not have a budget dedicated to authorization of its charter schools, and identifies \$0 as the estimated amount of direct costs of authorizing in fiscal years 2016 and 2017.</p>
<p align="center">SPRINGFIELD PUBLIC SCHOOLS DISTRICT 186</p> <p align="center">Charter School Portfolio</p>	

Status	Total Charter Schools 2015-2016	Student Enrollment 2015-2016	Total Charter Schools 2016-2017	Student Enrollment 2016-2017
Approved (not yet open)	—	—	—	—
Operating	1	378	1	394
Renewed	—	—	—	—
Transferred	—	—	—	—
Revoked	—	—	—	—
Not Renewed	—	—	—	—
Voluntarily Closed	—	—	—	—
Never Opened	—	—	—	—
Total	1	378	1	394

Illinois Innovation Systems Support Division Contact Information

Illinois State Board of Education

Attn: David Turovets, Projects Supervisor

100 West Randolph Street

Suite 14-300

Chicago, IL 60601

(312) 814-2220