



# Illinois State Board of Education

## 2018 Spring SIS Assessment Update

*Student Information System (SIS)*

February 2018



# Notice – This Webinar Is Being Recorded!

**This Webinar is being recorded.**

**Please do not provide any Student, Personal, or Vendor information.**

- **Tips for Listening**

- Computer speakers
- Headset connected to a computer
- Telephone

- **Tips for Speaking**

- Make sure you have a microphone plugged in or the computer you are using has a microphone before raising your hand.
- Make sure all audio settings in the computer are un-muted and speakers are turned down before talking.

- **Question & Answer**

- Question & Answer Session will be held at the end of the Webinar.
- Raise your hand to ask a question.
- All text messages are logged.
- Text questions will be posted in a Q & A document after the Webinar.
- If you are using a telephone, the audio pin number must be typed in correctly before you can talk.

- **Troubleshooting**

- If you are disconnected from the Webinar at any time, you can click the link that was provided to you in your email or you can re-register for the Webinar to gain access.
- If you are listening via telephone and close out of the Webinar on your computer, you will be disconnected.

- **Welcome and Introductions**
- **DLM-AA**
- **PARCC**
- **SAT**
- **ACCESS**
- **EL Data due for eGMS Ceiling Calculator Funding Allocation Reports**
- **School Year 2018 Spring Enrollment Counts Deadline**
- **SIS Updates**
- **Planning for School Year 2019**
- **Districts' Next Steps**
- **Key Dates**
- **ISBE SIS Resources**
- **Where to Direct Questions**
- **Questions & Answers**

## ISBE Key Team Members

- **John Shake**  
*Division Administrator/Director, Information Technology*
- **Rae Clementz**  
*Director of Assessment and Accountability*
- **Patrick Payne**  
*Director of Data Strategy and Analytics*

## Presenters

- **Adam Lowery**  
*SIS Project Manager*
- **Ellie Howard**  
*SIS Business Analyst*
- **Tandi Turner**  
*SIS Business Analyst*

# ISBE

Illinois State Board of Education

**DLM-AA**

- **Data Collection Practices for DLM-AA**

- Student demographic uploads went through the Student Information System (SIS). SIS sent the last data update to the assessment vendor Tuesday, February 13, 2018.
- After February 13, 2018, contact Laura Quimby for assistance:
  - lquimby@isbe.net
- February 14, 2018 - Data Lockdown
- March 14, 2018 - DLM-AA Testing – Earliest Start Date
- May 9, 2018 - DLM-AA Testing – Latest End Date (Creation of the DLM-AA Correction in SIS)
- Verifying the SIS “Enrolled in Home District/School On or Before May 1” indicators for DLM-AA is ***unnecessary***, because ISBE can collect these data by other means

# ISBE

Illinois State Board of Education

## PARCC



- **PARCC Pre-ID data collection**

- All student demographic uploads will go through the Student Information System (SIS). SIS will upload any updated data to Pearson February 23 and 28, 2018
  - The most recent file was sent February 18, 2018
- For PARCC, SIS uploads all student data into PearsonAccess<sup>next</sup> based on the Testing School RCDTS code
- Starting March 1, 2018, all data must be updated directly in PearsonAccess<sup>next</sup>
  - Continue to Exit and Enroll students in SIS

- **Testing Protocol for Grades 3-8:**

- All students in grades 3-8 will be scheduled to take the corresponding grade-based PARCC assessment test code in both ELA/L and Math
  - If the student is LEP “Yes” and First Year in U.S. School indicator in PARCC Pre-ID is “Yes,” the student is exempt from taking ELA/L but must still be assessed in Math
  - Districts/schools may edit the test code to a high school course-based test code, as applicable

- **PARCC Testing Window**

- **The PARCC Correction data will be based on the testing school's Testing Window.**
  - For grades 3-8, any student enrolled at any point in time during the Testing school's Testing Window will be included.
- **As the Testing Window grows closer, edit PARCC Pre-ID Step 1 with the corrected dates so all applicable students are included.**
  - Example: If your testing window ends earlier than anticipated, change the end date to reflect this.
  - ISBE entered a default testing window of **March 5, 2018 – April 20, 2018**, for schools who did not enter a Testing Window by February 6, 2018
    - As needed Home and Testing Schools can continue to update the Testing Window

## PARCC Pre-ID – Step 1 - Identify Online/Paper Test and Testing Window

**Illinois State Board of Education** | Student Information System | Student Assessment - PARCC | SESSION TIMEOUT 19:15

Login: IBM\_TEST\_4

**Home**

**Student**

Search SID

Request New SID

Exit Enrollment

**Assessment Pre-ID**

ACCESS

DLM-AA

KIDS

**PARCC**

SAT

Assessment Correction

Adjusted Cohorts

Teacher

Batch Files

Reports

Help

Log Out

**1. Define Online/Paper Tests by school and grade. And select Testing Window by district or school.**  
[Identify Online/Paper Test and Testing Window](#)

**2. To edit assessment-specific fields such as Testing School and Accommodations/PNP, you must first select the student, provide the SID and at least one of the following:**

- Last Name
- First Name
- Date of Birth

Then click the 'Search' button.

Fields marked with an asterisk \* are required.

**Assessment Year: 2017**

**Search Criteria**

\*SID

**AND AT LEAST ONE BELOW**

\*Legal Last Name  \*Legal First Name

\*Date of Birth (mm/dd/yyyy)

Have questions or need help? Contact our Call Center (217)558-3600 between 7:00am - 5:00pm CST, Monday - Friday or [Click here to Contact Us](#)  
 Copyright © 2003-2017, Illinois State Board of Education

# PARCC Pre-ID – Step 1 - Identify Online/Paper Test and Testing Window

Verify Testing Window is correct. Edit Testing Window as needed (e.g., if you finish early, adjust the end date)

The screenshot displays the PARCC Student Information System (SIS) interface. The header includes the Illinois State Board of Education logo and the text "Student Information System" and "Student Assessment - PARCC". The user is logged in as "IBM\_TEST\_4". A left sidebar contains navigation links: Home, Student, Search SID, Request New SID, Exit Enrollment, Assessment Pre-ID, Assessment Correction, Adjusted Cohorts, Teacher, Batch Files, Reports, Help, and Log Out. The main content area shows a "School" dropdown menu set to "-- Select School --". Below this is a "Testing Window" section, highlighted with a red box, containing a red note: "NOTE: The earliest start date is March 6th, 2017. The latest end date is April 28, 2017." It also features "Start Date" and "End Date" input fields and a checkbox labeled "Apply Testing Window To All Schools In District". Underneath is a "GRADES 3 - 8" section with a red note: "NOTE: Please do not make adjustments to grade levels not served in selected school." This section lists grades 3 through 8, each with radio buttons for "Paper" and "Online" test formats. At the bottom of the form are "Return to Previous" and "Submit" buttons. The footer contains contact information for the Call Center and a copyright notice for 2017.

## PARCC Pre-ID – Step 1 - Identify Online/Paper Test and Testing Window

The screenshot displays the Illinois State Board of Education Student Information System (SIS) interface. The top navigation bar includes the Illinois State Board of Education logo, the text "Student Information System", and a "View Report" link. The session timeout is shown as 19:52. The left sidebar contains a navigation menu with the following items: Home, Student, Search SID, Request New SID, Exit Enrollment, Assessment Pre-ID, Assessment Correction, Adjusted Cohorts, Teacher, Batch Files, Reports (highlighted), Help, and Log Out. The main content area shows a tree view of assessment categories. The "PARCC Pre-ID" category is expanded, and the item "PARCC Assessment Test Format (Online or Paper) and Test Window - STEP 1" is highlighted with a red box. Other categories include PARCC Correction, DLM-AA, SAT, Other Assessment Reports, and Historical Assessments. The bottom section of the page lists other assessment categories such as Bilingual, Demographics and Enrollment, Discipline, Early Learning, Homeless, Individual Student, Regional Safe School, and Special Education.

# PARCC Pre-ID – Step 1 - Identify Online/Paper Test and Testing Window

Illinois State Board of Education		2/7/2018	9:33 am
Student Information System			
2018 PARCC Assessment Test Format (Online or Paper) and Test Window Report			
SIS Home District: 123456789		ISBE SD 101	
Testing School: 123456789012345 ISBE Middle School		Test Window: 03/05/2018 - 04/20/2018	
Test Format = Online			
Algebra I			
Grade 05			
Grade 06			
Grade 07			
Grade 08			
Testing School: 012345678902003 SIS Middle School		Test Window: 03/05/2018 - 04/20/2018	
Test Format = Online			
Algebra I			
Grade 04			
Grade 05			
Grade 06			
Grade 07			
Grade 08			

- **PARCC Pre-ID - Step 2: Updating PARCC Pre-ID**
  - Home and Testing districts can make updates in SIS
- **The PARCC Assessment Pre-ID will contain one record per content area (ELA/L and Math).**
  - Ensure that accommodations are entered for the correct content area
  - When a student's enrollment is exited, the student will be removed from the PARCC Pre-ID report
  - If a record is exited, the PARCC Pre-ID table will retain the data, including accommodations and accessibility features data
  - If a new enrollment is created, all data from the prior PARCC record will be applied to the new record, but the record can still be edited

- **PARCC Pre-ID - Step 2**

- PARCC Session Name
  - District Defined
    - **Online Use Only**
      - Used to assign students to an online Test Session
      - Session Name will be sent again on February 23 and 28, 2018
      - After a Test Session has been established, a student must be removed manually from that Test Session in Pearson in order for the student to be put in a different Test Session
- All PARCC data should be continuously updated in SIS, so it is consistent with Pearson
- If new students or updates to PARCC Pre-ID data are required after February 28, 2018, updates must be made directly in PearsonAccess<sup>next</sup>.
- Verifying the SIS “Enrolled in Home District/School On or Before May 1” indicators for PARCC is **unnecessary**, because ISBE can collect these data by other means



## • PARCC Pre-ID - Step 2

**Illinois State Board of Education** | **Student Information System** | Student Assessment - PARCC | SIS HOME | ISBE HOME | LOGOFF | SESSION TIMEOUT 19:15

Login: IBM\_TEST\_4

**Home**

**Student**

Search SID

Request New SID

Exit Enrollment

**Assessment Pre-ID**

ACCESS

DLM-AA

KIDS

**PARCC**

SAT

Assessment Correction

Adjusted Cohorts

Teacher

Batch Files

Reports

Help

Log Out

**1. Define Online/Paper Tests by school and grade. And select Testing Window by district or school.**  
[Identify Online/Paper Test and Testing Window](#)

**2. To edit assessment-specific fields such as Testing School and Accommodations/PNP, you must first select the student, provide the SID and at least one of the following:**

- Last Name
- First Name
- Date of Birth

Then click the 'Search' button.

Fields marked with an asterisk \* are required.

**Assessment Year: 2017**

**Search Criteria**

\*SID


**AND AT LEAST ONE BELOW**

\*Legal Last Name  \*Legal First Name

\*Date of Birth (mm/dd/yyyy)

Have questions or need help? Contact our Call Center (217)558-3600 between 7:00am - 5:00pm CST, Monday - Friday or [Click here to Contact Us](#)

## PARCC Pre-ID- Step 2



Illinois State Board of Education

### Student Information System

Student Assessment - PARCC

SIS HOME | ISBE HOME | LOGOFF

SESSION TIMEOUT 19:22

---

Login: IBM\_TEST\_4

Home

**Student**

Search SID

Request New SID

Exit Enrollment

Assessment Pre-ID

Assessment Correction

Assessment Unassigned

Adjusted Cohorts

Prenatal

Teacher

Batch Files

Reports

Help

Log Out

The information you are providing will update the PARCC Pre-ID report.

**SID :** 123456789

**Legal Last Name :** SMITH

**Home RCDTS :** 123456789012345

**Legal First Name :** JOHN

**Serving RCDTS :** 123456789012345

**Middle Name :**

**School Year :** 2018

**Grade :** 04

Please review both ELA and MATH Tabs

Remove from PARCC and Add to DLM-AA

English Language Arts

Mathematics

**Test Code :** ELA04 -- Grade 4 ELA/Literacy Change

**Testing School :** 123456789012345 -- ISBE SIS Elementary School Change

[Link to Data Elements](#)

Enrolled In Home School On Or Before May 1st of Previous School Year	<input checked="" type="radio"/> Yes <input type="radio"/> No
Enrolled In Home District On Or Before May 1st of Previous School Year	<input checked="" type="radio"/> Yes <input type="radio"/> No
First Year In U.S. School (LEP Indicator must be YES)	<input type="radio"/> Yes <input checked="" type="radio"/> No

Test Format :  Paper  Online

LEP Indicator : No

IDEA Services : No

**Accommodations and Accessibility Features**

Class Name		Session Name	
Accommodation 504 Plan	<input type="radio"/> Yes <input checked="" type="radio"/> No	Color Contrast	00 - None
Answer Masking	<input type="radio"/> Yes <input checked="" type="radio"/> No	Braille Response	00 - None
ASL Video	<input type="radio"/> Yes <input checked="" type="radio"/> No	Assistive Technology (AT) Screen Reader/Non-Screen Reader	00 - None
Closed Captioning for ELA/L	<input type="radio"/> Yes <input checked="" type="radio"/> No	ELA/L Constructed Response	00 - None
Monitor Test Response	<input type="radio"/> Yes <input checked="" type="radio"/> No	Human Signer or Human Reader	00 - None
Word Prediction for ELA/L	<input type="radio"/> Yes <input checked="" type="radio"/> No	ELA/L Selected Response or Technology Enhanced Items	00 - None
Word to Word Dictionary (English/Native Language)	<input type="radio"/> Yes <input checked="" type="radio"/> No	Extended Time	00 - No Extended Time
Refreshable Braille Display for ELA/L	<input type="radio"/> Yes <input checked="" type="radio"/> No	Text-To-Speech	00 - None

Return to Previous Submit

## PARCC Pre-ID Reports

Illinois State Board of Education

**Student Information System**

View Report

SIS HOME | ISBE HOME | LOGOFF

SESSION TIMEOUT 19:52

Login: IBM\_TEST\_4

**Home**

**Student**

Search SID

Request New SID

Exit Enrollment

**Assessment Pre-ID**

**Assessment Correction**

**Adjusted Cohorts**

**Teacher**

**Batch Files**

**Reports**

**Help**

**Log Out**

**Student**

**Assessments**

**PARCC Pre-ID**

- PARCC Assessment Test Format (Online or Paper) and Test Window - STEP 1 [Detail](#)
- PARCC Assessment Pre-ID - STEP 2 [Summary Detail](#)

**PARCC Correction**

- PARCC Assessment Correction [Summary Detail](#)
- PARCC Assessment Scores [Summary Detail](#)
- PARCC Assessment Scores Grid [Summary](#)

**DLM-AA**

- DLM-AA Assessment Pre-ID [Summary Detail](#)
- DLM-AA Participation and Score (all students) [Summary Detail](#)
- DLM-AA Dynamic Learning Maps [Summary](#)

**SAT**

- SAT Assessment Pre-ID [Summary Detail](#)

**Other Assessment Reports**

- Assessment Score History [Detail](#)
- Teacher/Student Assessment Score History [Detail](#)
- National Career Readiness Certificate (NCRC) Level [Summary Detail](#)
- National Career Readiness Certificate (NCRC) 2-Page Certificate [Detail](#)

**Historical Assessments**

- PARCC Assessment Course Mapping (Grades 9-12) - (SY 2015 and SY 2016) [Detail](#)
- 2015 PARCC Assessment (PBA and EOY components) [Summary Detail](#)
- 2015 PARCC Assessment Scores (only students with scores) [Summary Detail](#)
- 2015 PARCC Participation (all students) [Summary Detail](#)
- Assessment Correction [Summary Detail](#)
- Assessment Scores (Scale Score & Performance Level Only) [Summary Detail](#)
- Assessment Subscores (Detailed Scores by Subject Area) [Summary Detail](#)
- Plan and Explore Score [Detail](#)
- Locating Information Score [Summary Detail](#)

**Bilingual** (EL Screener, EL, ACCESS)

**Demographics and Enrollment** (Demographics, Enrollment, Current vs. Previous Enrollment)

**Discipline**

**Early Learning** (Birth to 3, Early Childhood, Early Childhood Outcomes, Pre-K Follow-Up)

**Homeless**

**Individual Student**

**Regional Safe School**

**Special Education**

## PARCC Assessment Pre-ID Report

### 2018 PARCC Assessment Pre-ID (Detail)

2/7/2018 9:44:32AM

SIS Home District: 123456789 ISBE SD 101  
 Selection Criteria: None Sorted By: Student Name

Columns (Columns D through AG are Yes/No, unless defined below*)		
A	Test Format *	K Color Contrast *
B	Session Name	L Text-to-Speech *
C	Class Name	M Human Signer or Human Reader *
D	LEP Indicator (from SIS)	N ASL Video
E	Accommodation 504	O Assistive Technology - Screen Reader/Non-Screen Reader *
F	IDEA Services (from SIS)	P Closed Captioning for ELA/L
G	Alternate Representation Paper Test	Q Refreshable Braille Display for ELA/L
H	Spanish Transadaptation of the Mathematics Assessment	R Braille Response *
I	Large Print	S Braille with Tactile Graphics *
J	Answer Masking	T Answers Recorded in Test Book
		U Calculation Device and Mathematics Tools *
		V ELA/L Constructed Response *
		W ELA/L Selected Response or Technology Enhanced Items *
		X Mathematics Response *
		Y Monitor Test Response
		Z Word Prediction for ELA/L
		AA Mathematics Response - EL *
		AB Word-to-Word Dictionary (English/Native Language)
		AC Extended Time *
		AD Administration *
		AE Enrolled in Home School On or Before May 1
		AF Enrolled in Home District On or Before May 1
		AG First Year in U.S. School

<b>Test Code:</b> MAT0X Grade X Mathematics ELA0X Grade X ELA/Literacy ALG01 Algebra I GEO01 Geometry ALG02 Algebra II MAT1I Integrated Mathematics I MAT2I Integrated Mathematics II MAT3I Integrated Mathematics III ELA09 ELA/Literacy I ELA10 ELA/Literacy II ELA11 ELA/Literacy III	<b>Text-to-Speech (Column L):</b> 11 Text-to-Speech English for ELA/L Text and Graphics 12 Text-to-Speech English for Math Text and Graphics 13 Text-to-Speech English for Math Text Only 14 Text-to-Speech Spanish for Math Text and Graphics 15 Text-to-Speech Spanish for Math Text Only 00 None	<b>Calculation Device and Mathematics Tools (Column U):</b> 03 Uses calculator on non-calculator section 04 Uses mathematics tools on non-calculator section 05 Uses both calculator and mathematics tools on non-calculator section 00 None
<b>Test Format (Column A):</b> O Online P Paper	<b>Assistive Technology - Screen Reader/Non-Screen Reader (Column O):</b> 05 Screen Reader 06 Non-Screen Reader 00 None	<b>ELA/L Constructed Response;                      ELA/L Selected Response or                      Technology Enhanced Items;                      Mathematics Response (Columns V, W, X):</b> 01 Speech-to-Text 02 Human Scribe 03 Human Signer 04 External AT Device 00 None
<b>Color Contrast (Column K):</b> 01 Black font on cream background 02 Black font on light blue background 03 Black font on light magenta background 04 White font on black background 05 Yellow font on blue background 06 Low contrast color, dark gray font on pale green background 07 Locally provided color overlay for the students to place over their paper test 00 None	<b>Human Signer or Human Reader (Column M):</b> 03 Human Signer 04 Human Read Aloud 00 None	<b>Mathematics Response-EL (Column AA):</b> 01 Speech-to-Text 02 Human Scribe 00 None
	<b>Braille Response (Column R):</b> 01 Braille Writer 02 Braille Notetaker 00 None	<b>Extended Time (Column AC):</b> 01 EL 02 IDEA Services(IEP)/504 03 Both 00 No Extended Time
	<b>Braille with Tactile Graphics (Column S):</b> 11 UEB (Unified English Braille) 12 EBAE (English Braille American Edition) 00 None	<b>Administration (Column AD):</b> 01 Fall 02 Spring (Default)

# ISBE

Illinois State Board of Education

## SAT

- **For Grade 11 students**
  - All students identified as Grade 11 in SIS are required to take SAT, unless DLM-AA is the appropriate state assessment.  
Initial Test Date: **Tuesday, April 10, 2018**
  - Makeup Test Date: **Tuesday, April 24, 2018**
  - Accommodated Testing Window: **April 10-24, 2018**
- Students in Grades 3-8 will continue to take PARCC or DLM-AA
- SAT Pre-ID data was pulled from SIS and sent to SAT vendor on February 5, 2018
- SAT Pre-ID data will be pulled from SIS and sent to SAT vendor again on April 3, 2018
- ISBE will create the SAT Correction on April 11, 2018, the day after the SAT initial test date
- SAT Correction will be made available in SIS on April 11, 2018
- Verifying the SIS “Enrolled in Home District/School On or Before May 1” indicators for SAT is ***unnecessary***, because ISBE can collect these data by other means

# ISBE

Illinois State Board of Education

## ACCESS

- **ISBE will create the ACCESS Correction file to capture the data on March 7, 2018.**
  - Demographic, Home School, and Grade details must reflect a student's status as of the last day of the ACCESS testing period.
  - Changes made to the ACCESS correction data only affects the ACCESS Correction data; it does **not** update the student demographics information in SIS.
    - Updates to SIS student demographic, enrollment, and program indicator data (and enrollment exits) must also continue through the end of the school year.
    - If student demographic errors are identified in the ACCESS Correction file, revisions must be made both via the ACCESS Correction file and within SIS (via the Student Demographic/Enrollment batch file or the available online areas).
  - An ACCESS Correction record can only be **added** if the student has an EL record in your district for the 2018 school year.



## The following fields can be added or updated during the ACCESS Correction Window:

- Student Tested
- Reason for Not Testing
- SAP ID
- Legal Last Name
- Legal First Name
- Legal Middle Name
- Birth Date
- Race/ Ethnicity Code
- Gender Code
- Homeless Indicator
- Migrant Indicator
- IDEA Services (IEP)
- FRL/Low Income Indicator
- 21<sup>st</sup> Century Indicator
- Home School RCDTS
- Grade Level at Time of Testing
- Test Taken

- **List of Not Tested Reasons**

- 01- Medically Exempt
- 02 - Homebound Exempt
- 03 - In Jail/Locked Facility
- 04 - Out of State/Country
- 05 - Not Enrolled/Or Not LEP at Time of Testing
- 07 - Transferred Out During Testing
- 08 - Transferred In During Testing
- 09 - Deceased
- 10 - Absent from Testing
- 15 - Refusal but Present to Test
- 20 - Obtained proficiency in a prior year or proficient based on screening tests

- **ACCESS Assessment Correction – Reports Screen**

The screenshot displays the ACCESS Assessment Correction Reports Screen within the Student Information System. The interface includes a navigation menu on the left, a main content area with a tree view of reports, and a top header with system information.

**Header:** Illinois State Board of Education logo and name on the left; "Student Information System" and "View Report" in the center; "SIS HOME | ISBE HOME | LOGOFF" and "SESSION TIMEOUT 19:51" on the right.

**Left Navigation Menu:** Home, Student, Search SID, Request New SID, Exit Enrollment, Assessment Pre-ID, Assessment Correction, Assessment Unassigned, Adjusted Cohorts, Prenatal, Teacher, Batch Files, Reports, Help, ISBE Internal, Log Out.

**Main Content Area (Tree View):**

- Student**
  - Assessments** (Pre-Id, Assessment Correction, Scores PARCC, DLM-AA, SAT)
    - Bilingual**
      - EL Screener [Summary](#) [Detail](#)
      - EL [Summary](#) [Detail](#)
      - ACCESS WIDA DRC Site File and Testing Waiver [Detail](#)
      - ACCESS Pre-Id [Summary](#) [Detail](#)
      - ACCESS Assessment Correction** [Summary](#) [Detail](#)
      - ACCESS Score [Summary](#) [Detail](#)
      - Student EL History [Summary](#) [Detail](#)
      - Former EL Students Report [Detail](#)
      - Student ACCESS Scores History [Detail](#)
      - Unassigned Test Results [Detail](#)
      - eGMS EL Program Placement and Services [Summary](#) [Detail](#)
      - eGMS Ceiling Calculator Funding Allocations [Summary](#) [Detail](#)
      - eGMS EL Attendance Center Enrollment [Summary](#) [Detail](#)
      - eGMS Ceiling Calculator Funding (2017 and earlier) [Summary](#) [Detail](#)
  - Demographics and Enrollment** (Demographics, Enrollment, Current vs. Previous Enrollment)
  - Discipline**
  - Early Learning** (Birth to 3, Early Childhood, Early Childhood Outcomes, Pre-K Follow-Up)
  - Homeless**
  - Individual Student**
  - Regional Safe School**
  - Special Education**
- Course Assignments**
  - Student and Teacher Reports** (Course Assignments, Outside Courses, College Courses)
  - Missing Courses**
- State Reporting** (Fall Enrollment Counts, Graduation Cohort, End of Year Reports)
- Prenatal** (Prenatal & XREF)
- Miscellaneous Reporting** (Multiple SID, Closed Schools, Missing Persons)

## • SIS ACCESS Correction – Summary Report

<b>2017 ACCESS Assessment Correction Summary</b>		1/25/2018 10:36 am
Assessment Home District: 12345678901 ISBE SD 101		
<b>Grade:</b>	<b>All</b>	<b>Total</b>
Total Students:		55
Grade: Kindergarten		8
Grade: 1 - Grade 1		9
Grade: 2 - Grade 2		9
Grade: 3 - Grade 3		8
Grade: 4 - Grade 4		6
Grade: 5 - Grade 5		3
Grade: 6 - Grade 6		4
Grade: 7 - Grade 7		2
Grade: 9 - Grade 9		2
Grade: 10 - Grade 10		1
Grade: 11 - Grade 11		3
Race: Hispanic or Latino (11)		53
Race: White (16)		2
Test Taken: ACCESS		55
Homeless Indicator: Yes		0
Homeless Indicator: No		55
Migrant Indicator: Yes		0
Migrant Indicator: No		55
IDEA Services: Yes		4
IDEA Services: No		51
FRL Indicator: Yes		43
FRL Indicator: No		12
21st Century Indicator: Yes		9
21st Century Indicator: No		46
Tested: Yes		54
Tested: No		1
Reason For Not Testing: Not Enrolled/Not LEP at the Time of Testing (05)		1

## • ACCESS Assessment Correction – Detail Report

### 2017 ACCESS Assessment Correction Report (Detail)

1/25/2018 10:40 am

Assessment Home District: 12345678901 ISBE SD 101

Selection Criteria: None Sorted By: grade at testing


Columns	A Race Codes	D Migrant Indicator	G 21st Century Indicator
	B Gender Codes	E IDEA Services	H Grade
	C Homeless Indicator	F FRL/Low Income Indicator	I Reason for not testing

Reasons For Not Testing:	
01 - Medically Exempt	07 - Transferred Out During Testing
02 - Homebound Exempt	08 - Transferred In During Testing
03 - In Jail/Locked Facility	09 - Deceased
04 - Out of State/Country	10 - Absent
05 - Not Enrolled/Not LEP at Time of Testing	15 - Refusal but Present to Test
06 - Not In Valid Grade	19 - Reserved for Internal Use
	20 - Obtained Proficiency in a Prior Year or Proficient Based on Screening Tests

\* Race Codes definitions can be found on the Student Information System web site.

Student ID	Student Name	Birth Date	Test Name	A	B	C	D	E	F	G	H	I	SIS Home School
123456789	TEST, STUDENT	07/15/2011	ACCESS	11	M	N	N	N	Y	N	15		1234567890123456
123456789	TEST, STUDENT	06/24/2011	ACCESS	11	M	N	N	N	Y	N	15		1234567890123456
123456789	TEST, STUDENT	09/17/2010	ACCESS	11	F	N	N	N	Y	N	15		1234567890123456
123456789	TEST, STUDENT	07/08/2011	ACCESS	11	M	N	N	Y	Y	N	15		1234567890123456
123456789	TEST, STUDENT	09/29/2010	ACCESS	11	F	N	N	N	N	N	15		1234567890123456
123456789	TEST, STUDENT	04/09/2011	ACCESS	11	M	N	N	N	N	N	15		1234567890123456

## • Assessment → ACCESS Correction Link



Illinois State Board of Education

### Student Information System

Illinois State Board of Education (ISBE) Student Information System (SIS)

SIS HOME | ISBE HOME | LOGOFF

SESSION TIMEOUT 19:47

Login: LLANGER

Home

Student ✕

Search SID

Request New SID

Exit Enrollment

Assessment Pre-ID ✕

**Assessment Correction** ✕

ACCESS

DLM-AA

PARCC

Adjusted Cohorts

Teacher

Batch Files ✕

Reports

Help

ISBE Internal

Log Out

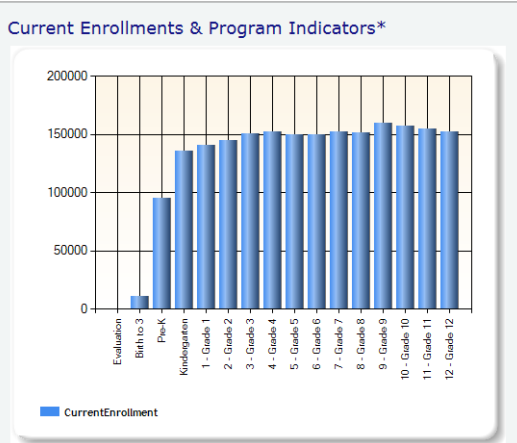
- For the new SIS external website [click here](#)
- DLM-AA Pre-ID updates last sent on **02/05/2017**.
- PARCC Pre-ID file was sent on **02/05/2017**.

District: -- All Districts --

Home  Serving

2017 District Status Panel | 2016 Assessment Correction Status Panel

#### Current Enrollments & Program Indicators\*



Current Enrollment
  LEP
  IEP
  Homeless
  FRL
 Refresh

#### Upcoming Key Dates

Activity	Date
ACCESS Last day of Testing	02/10/2017
Last SIS Pre-ID upload to PARCC vendor	02/24/2017
EL Data due for Population of eGMS Ceiling Calculator Funding Allocation Report	03/03/2017
Eligible for Immigrant Education Program data Extracted from SIS for funding eligibility and allocation calculations	03/03/2017
PARCC Testing – Earliest Start Date	03/06/2017
DLM-AA Testing – Earliest Start Date	03/15/2017
SAT Initial Test Date	04/05/2017
SAT Makeup Test Date	04/25/2017
PARCC Testing – Latest End Date	04/28/2017
DLM-AA Testing – Latest End Date	05/01/2017

[Click here for a full list of Key Dates](#)

#### Current Enrollment Data Completion Status\*

Collection	Total Required	Complete	% Complete
<a href="#">Birth To 3</a>	10566	2649	25%
<a href="#">Birth To 3 Caregiver Demographics</a>	10566	3725	35%
<a href="#">Early Childhood Outcomes(ECO) Entry</a>	26715	22240	83%
<a href="#">Early Childhood Outcomes(ECO) Progress</a>	16195	3061	18%
<a href="#">Early Childhood Expansion Grant</a>	4291	1926	44%
<a href="#">English Learners (EL)</a>	218788	202521	92%
<a href="#">EL Screener</a>	64411	59144	91%
<a href="#">Homeless</a>	40447	36863	91%
<a href="#">Eligible for Immigrant Student Program</a>	164667	137044	83%
<a href="#">Student Address for NEW IEP students</a>	288969	284236	98%
<a href="#">Regional Safe Schools Program (RSSP)</a>	1856	1188	64%
<a href="#">Student Discipline</a>	NA	22011	NA
<a href="#">Secondary Courses Missing Final Letter Grade</a>	2334403	0	0%

#### Course Data Quality (K-12) Serving Location : All Districts

Unique Student Count	2033792
Unique Teacher Count	112158
Student Teacher Ratio	18
Unique Course Count	900143
<a href="#">Courses Missing Students</a>	235390
<a href="#">Courses Missing Teachers</a>	96836
<a href="#">Students Missing Courses</a>	587241

## • ACCESS Assessment Correction Search

The screenshot shows the 'ACCESS Assessment Correction' search page. On the left is a navigation menu with options like Home, Student, Search SID, Request New SID, Exit Enrollment, Assessment Pre-ID, Assessment Correction (highlighted), DLM-AA, PARCC, Adjusted Cohorts, Teacher, Batch Files, Reports, Help, and Log Out. The main content area includes instructions: 'To work with Student ACCESS Assessment Correction data, the student must have a valid enrollment in the current school year in your district and be marked LEP. To Search for a student, please provide the SID along with one of the following: Last Name, First Name, Date of Birth. Then click the 'Search' button.' Below this is a 'Search Criteria' section with input fields for \*SID, \*Legal Last Name, \*Date of Birth (mm/dd/yyyy), and \*Legal First Name. A table on the right shows test results for ACCESS and Alternate ACCESS across various grades and testing windows. The assessment year is set to 2017.

Illinois State Board of Education

Student Information System  
ACCESS Assessment Correction

SESSION TIMEOUT 19:48

Login: IBM\_TEST\_4

Home

Student

Search SID

Request New SID

Exit Enrollment

Assessment Pre-ID

Assessment Correction

DLM-AA

PARCC

Adjusted Cohorts

Teacher

Batch Files

Reports

Help

Log Out

To work with Student ACCESS Assessment Correction data, the student must have a valid enrollment in the current school year in your district and be marked LEP. To Search for a student, please provide the SID along with one of the following:

- Last Name
- First Name
- Date of Birth

Then click the 'Search' button.

Fields marked with an asterisk \* are required.

Search Criteria

\*SID

AND AT LEAST ONE BELOW

\*Legal Last Name

\*Legal First Name

\*Date of Birth (mm/dd/yyyy)

Test	Grade	Last Day of Testing Window	Last Day of Assessment Correction
ACCESS	K,1,2,3,4,5,6,7,8,9,10,11,12	02/24/2017	07/31/2017
Alternate ACCESS	K,1,2,3,4,5,6,7,8,9,10,11,12	02/24/2017	07/31/2017

Assessment Year: 2017

Search

Have questions or need help? Contact our Call Center (217)559-3600 between 7:00am - 5:00pm CST, Monday - Friday or Click here to Contact Us.

- **ACCESS Assessment Correction Student Detail**

Illinois State Board of Education

Student Information System  
Permission

SIS HOME | ISBE HOME | LOGOFF

SESSION TIMEOUT 17:36

Login: IBM\_TEST\_4

Home

Student

Search SID

Request New SID

Exit Enrollment

Assessment Pre-ID

Assessment Correction

Assessment Unassigned

Adjusted Cohorts

Prenatal

Teacher

Batch Files

Reports

Help

Log Out

Please enter the student's ACCESS information.

Fields marked with an asterisk \* are required.

Student ID (SID)	123456789	Student SAP ID	<input type="text"/>
* Legal Last Name	<input type="text" value="Smith"/>	* Legal First Name	<input type="text" value="John"/>
* Legal Middle Name	<input type="text" value="*"/>	* Date of Birth (mm/dd/yyyy)	<input type="text" value="01/01/2006"/>
* Test Name	<input type="text" value="ACCESS"/>	* Grade	<input type="text" value="2 - Grade 2"/>



## • ACCESS Assessment Correction Details

Illinois State Board of Education

Student Information System

Permission

SESSION TIMEOUT 17:36

Login: IBM\_TEST\_4

Home

Student

Search SID

Request New SID

Exit Enrollment

Assessment Pre-ID

Assessment Correction

Assessment Unassigned

Adjusted Cohorts

Prenatal

Teacher

Batch Files

Reports

Help

Log Out

Please Select ACCESS Information For The Student:

SID: 123456789      Last Name: Smith      First Name: John      Middle Name: \*

\*Student Tested    Yes    No      \*Reason Not Testing  

\*Gender         \*Race/Ethnicity  

Homeless	<input type="radio"/> Yes <input checked="" type="radio"/> No
Limited English Proficiency (LEP)	<input checked="" type="radio"/> Yes <input type="radio"/> No
IDEA Services (IEP)	<input type="radio"/> Yes <input checked="" type="radio"/> No
Free or Reduced Price Lunch (FRL) / Low Income	<input checked="" type="radio"/> Yes <input type="radio"/> No
Migrant	<input type="radio"/> Yes <input checked="" type="radio"/> No
21st Century Community Learning Centers	<input type="radio"/> Yes <input checked="" type="radio"/> No

Next

# ISBE

Illinois State Board of Education


## **EL Data due for eGMS Ceiling Calculator Funding Allocation Reports**

## EL Data due for eGMS Ceiling Calculator Funding Allocation Reports

- eGMS uses the EL data in SIS to allocate funding
- SIS Dashboard - Current Enrollment Data Completion Status\*
- EL data should be 100% complete by the March 9, 2018, 4:00 p.m. Deadline

Collection	Total Required	Complete	% Complete
<a href="#">Prenatal</a>	0	0	-
<a href="#">Birth To 3</a>	1576	0	0%
<a href="#">Birth To 3 Caregiver Demographics</a>	1576	0	0%
<a href="#">Early Childhood Outcomes(ECO) Entry</a>	559	182	32%
<a href="#">Early Childhood Outcomes(ECO) Progress</a>	156	0	0%
<a href="#">Early Childhood Student Count</a>	17799	17799	100%
<a href="#">Early Childhood Course Assignments</a>	19579	5485	28%
<a href="#">English Learners (EL)</a>	70932	69622	98%
<a href="#">EL Screener</a>	13971	12322	88%
<a href="#">Homeless</a>	14338	14097	98%
<a href="#">Eligible for Immigrant Student Program</a>	25789	25788	99%
<a href="#">Student Address for NEW IDEA students</a>	49964	49957	99%
<a href="#">Regional Safe Schools Program (RSSP)</a>	34	0	0%
<a href="#">Student Discipline</a>	NA	0	NA
<a href="#">Secondary Courses Missing Final Letter Grade</a>	37060	0	0%

## EL Report – SIS Reports



Illinois State Board of Education

Student Information System  
View Report

SIS HOME | ISBE HOME | LOGOFF

SESSION TIMEOUT 19:51

- Login: LLANGER
- Home
- Student
- Search SID
- Request New SID
- Exit Enrollment
- Assessment Pre-ID
- Assessment Correction
- Assessment Unassigned
- Adjusted Cohorts
- Prenatal
- Teacher
- Batch Files
- Reports
- Help
- ISBE Internal
- Log Out

<b>Student</b>
Assessments (Pre-Id, Assessment Correction, Scores PARCC, DLM-AA, SAT)
Bilingual
EL Screener <a href="#">Summary</a> <a href="#">Detail</a>
<b>EL</b> <a href="#">Summary</a> <a href="#">Detail</a>
ACCESS WIDA DRC Site File and Testing Waiver <a href="#">Detail</a>
ACCESS Pre-Id <a href="#">Summary</a> <a href="#">Detail</a>
ACCESS Assessment Correction <a href="#">Summary</a> <a href="#">Detail</a>
ACCESS Score <a href="#">Summary</a> <a href="#">Detail</a>
Student EL History <a href="#">Summary</a> <a href="#">Detail</a>
Former EL Students Report <a href="#">Detail</a>
Student ACCESS Scores History <a href="#">Detail</a>
Unassigned Test Results <a href="#">Detail</a>
eGMS EL Program Placement and Services <a href="#">Summary</a> <a href="#">Detail</a>
eGMS Ceiling Calculator Funding Allocations <a href="#">Summary</a> <a href="#">Detail</a>
eGMS EL Attendance Center Enrollment <a href="#">Summary</a> <a href="#">Detail</a>
eGMS Ceiling Calculator Funding (2017 and earlier) <a href="#">Summary</a> <a href="#">Detail</a>
Demographics and Enrollment (Demographics, Enrollment, Current vs. Previous Enrollment)
Discipline
Early Learning (Birth to 3, Early Childhood, Early Childhood Outcomes, Pre-K Follow-Up)
Homeless
Individual Student
Regional Safe School
Special Education
Course Assignments
Student and Teacher Reports (Course Assignments, Outside Courses, College Courses)
Missing Courses
State Reporting (Fall Enrollment Counts, Graduation Cohort, End of Year Reports)
Prenatal (Prenatal & XREF)
Miscellaneous Reporting (Multiple SID, Closed Schools, Missing Persons)

## EL - Summary Report

EL (Summary)		1/25/2018 10:05 am
SIS Home District: 12345678901      ISBE SD 101		
Selection Criteria:    Currently Enrolled Students Only    None		
Grade: All		Total
Total Students:		43
Grade Level: Kindergarten		5
Grade Level: 1 - Grade 1		6
Grade Level: 2 - Grade 2		5
Grade Level: 3 - Grade 3		8
Grade Level: 4 - Grade 4		6
Grade Level: 5 - Grade 5		2
Grade Level: 6 - Grade 6		2
Grade Level: 7 - Grade 7		4
Grade Level: 9 - Grade 9		1
Grade Level: 10 - Grade 10		2
Grade Level: 12 - Grade 12		2
New Arrival To U.S.: Yes		1
New Arrival To U.S.: No		42
New Arrival To U.S.: Not Provided		0
EL Placement - Entry Status: TBE Part Time (11)		21
EL Placement - Entry Status: TPI (12)		19
EL Placement - Entry Status: Parents Refused (14)		3
Reason Services Ended: Not Exited (-)		43



## Search SID - EL Tab

Illinois State Board of Education

Student Information System  
Search SID - Student Details

SIS HOME | ISBE HOME | LOGOFF

SESSION TIMEOUT 19:57

Login: IBM\_TEST\_4

Home

Student

Search SID

Request New SID

Exit Enrollment

Assessment Pre-ID

Assessment Correction

Adjusted Cohorts

Teacher

Batch Files

Reports

Help

Log Out

Click on the tabs to view the student details. To view School / District Name and contact information, please click on either the Home or Serving School RCDTS number.

SID: 123456789

Legal Last Name: SMITH      Legal First Name: JOHN      Legal Middle Name: R

[Student Demographic](#)   [Student Enrollment](#)   [Program Indicators](#)   [EL Information](#)

**EL Record: Current**

RCDT for Home: [12345678901](#)      School Year: 2017

Date First Enrolled in District/LEA	
First Year in U.S. School	
EL Placement - Status	
Date Student Enrolled or Re-entered to Receive EL Services	
Class Periods Provided per Week	
EL Services Provided	
<b>EL Services End Data</b>	
Date EL Services Ended	
Reason for Ending EL Services	

[Edit EL Record](#)

Have questions? Contact our Call Center (815) 558-3600 between 7:00am - 5:00pm CST, Monday - Friday. Click here to Contact Us.

## eGMS EL Program Placement and Services Reports (New Name)

- Formerly eGMS Ceiling Calculator Grant

The screenshot displays the Illinois State Board of Education Student Information System (SIS) interface. The top navigation bar includes the logo, the text 'Student Information System', and user options like 'SIS HOME', 'ISBE HOME', and 'LOGOFF'. A session timeout indicator shows '19:55'. On the left, a sidebar menu lists various system functions such as 'Home', 'Student', 'Search SID', 'Request New SID', 'Exit Enrollment', 'Assessment Pre-ID', 'Assessment Correction', 'Assessment Unassigned', 'Adjusted Cohorts', 'Prenatal', 'Teacher', 'Batch Files', 'Reports', 'Help', and 'Log Out'. The main content area is titled 'View Report' and features a tree view of report categories. The 'Student' category is expanded, showing sub-sections like 'Assessments', 'Bilingual', 'Demographics and Enrollment', 'Discipline', 'Early Learning', 'Homeless', 'Individual Student', 'Regional Safe School', 'Special Education', 'Course Assignments', 'Student and Teacher Reports', 'Missing Courses', 'State Reporting', 'Prenatal', and 'Miscellaneous Reporting'. Under the 'Bilingual' section, a list of reports is shown, with 'eGMS EL Program Placement and Services' highlighted by a red box. Other reports in this list include 'EL Screener', 'EL', 'ACCESS WIDA DRC Site File and Testing Waiver', 'ACCESS Pre-Id', 'ACCESS Assessment Correction', 'ACCESS Score', 'Student EL History', 'Former EL Students Report', 'Student ACCESS Scores History', and 'Unassigned Test Results'. Each report entry includes links for 'Summary' and 'Detail'.



# EL Data due for eGMS Ceiling Calculator Funding Allocation Reports

Student Information System (SIS)

41

## eGMS EL Program Placement and Services – Summary Report

### 2018 eGMS EL Program Placement and Services (Summary)

1/25/2018 11:01 am

SIS Serving District: 12345678901 ISBE SD 101

Selection Criteria: Currently Enrolled Students Only None Sorted By: Grade

Attendance Center	Language	Grade	EL Placement Status	Class Periods Provided Per Week	Student Count
SIS ELEMENTARY SCHOOL	Spanish	K	TPI	Moderate	5
SIS ELEMENTARY SCHOOL	Spanish	1	TBE Part Time	Moderate	3
SIS ELEMENTARY SCHOOL	Spanish	1	TBE Part Time	High	1
SIS ELEMENTARY SCHOOL	Spanish	1	TPI	Low	1
SIS ELEMENTARY SCHOOL	Spanish	1	TPI	Moderate	1
SIS ELEMENTARY SCHOOL	Spanish	2	TBE Part Time	Moderate	3
SIS ELEMENTARY SCHOOL	Spanish	2	TPI	Moderate	1
SIS ELEMENTARY SCHOOL	Spanish	2	TPI	Low	1
SIS ELEMENTARY SCHOOL	Spanish	3	TBE Part Time	Moderate	6
SIS ELEMENTARY SCHOOL	Spanish	3	TPI	Moderate	2
SIS ELEMENTARY SCHOOL	Spanish	4	TBE Part Time	Moderate	6
SIS MIDDLE SCHOOL	Spanish	5	TBE Part Time	High	2
SIS MIDDLE SCHOOL	Spanish	6	TPI	Moderate	2
SIS MIDDLE SCHOOL	Spanish	7	TPI	Moderate	2
SIS MIDDLE SCHOOL	Spanish	7	Parents Refused	None	2
SIS HIGH SCHOOL	Spanish	9	TPI	High	1
SIS HIGH SCHOOL	Spanish	10	TPI	High	1
SIS HIGH SCHOOL	Spanish	10	Parents Refused	None	1
SIS HIGH SCHOOL	Spanish	12	TPI	Low	1
SIS HIGH SCHOOL	Spanish	12	TPI	High	1

## eGMS Ceiling Calculator Funding Allocations Reports

The screenshot displays the Illinois State Board of Education Student Information System (SIS) interface. The top navigation bar includes the logo, 'Student Information System', and 'View Report'. A sidebar on the left contains a menu with options like Home, Student, Search SID, Request New SID, Exit Enrollment, Assessment Pre-ID, Assessment Correction, Assessment Unassigned, Adjusted Cohorts, Prenatal, Teacher, Batch Files, Reports, Help, ISBE Internal, and Log Out. The main content area shows a tree view under the 'Student' category, with sub-sections for Assessments, Bilingual, Demographics and Enrollment, Discipline, Early Learning, Homeless, Individual Student, Regional Safe School, Special Education, Course Assignments, Student and Teacher Reports, Missing Courses, State Reporting, Prenatal, and Miscellaneous Reporting. The 'Bilingual' section is expanded, listing various reports such as EL Screener, EL, ACCESS WIDA DRC Site File and Testing Waiver, ACCESS Pre-Id, ACCESS Assessment Correction, ACCESS Score, Student EL History, Former EL Students Report, Student ACCESS Scores History, Unassigned Test Results, eGMS EL Program Placement and Services, eGMS Ceiling Calculator Funding Allocations (highlighted with a red box), eGMS EL Attendance Center Enrollment, and eGMS Ceiling Calculator Funding (2017 and earlier). Each report entry includes links for 'Summary' and 'Detail'.

### eGMS Ceiling Calculator Funding Allocation - Detail Report

- LIP/LEPs changed to LIEPs (Language Instruction Educational Programs)

2018 eGMS Ceiling Calculator Funding Allocation (Detail)											1/25/2018	11:08 am
SIS Serving District: 12345678901 ISBE SD 101												
Selection Criteria: Currently Enrolled Students Only      Sorted By: Student Name												
Columns	A	Grade Level	B	Native Language Code	C	Race Code						
	D	EL Placement Status:	10-TBE Full Time	11-TBE Part Time	12-TPI	13-Other/Alternative	14-Parents Refused					
	E	Class Periods Per Week:	00-None	01-Low	02-Moderate	03-High						
Projected Allocations - actual allocations may be pro-rated and participants will receive notice through IWAS.												
Student ID	Name	Attendance Center	Birth Date	A	B	C	D	E	LIEPs			
123456789	TEST, STUDENT	123456789012345	05/09/1999	12	001	11	12	03	\$100.00			
123456789	TEST, STUDENT	123456789012345	05/20/2008	4	001	11	11	02	\$100.00			
123456789	TEST, STUDENT	123456789012345	04/08/2012	K	001	11	12	02	\$100.00			
123456789	TEST, STUDENT	123456789012345	07/15/2011	1	001	11	11	03	\$100.00			
123456789	TEST, STUDENT	123456789012345	03/27/2008	4	001	11	11	02	\$100.00			
123456789	TEST, STUDENT	123456789012345	05/12/2006	6	001	11	12	02	\$100.00			
123456789	TEST, STUDENT	123456789012345	09/10/1999	12	001	11	12	01	\$100.00			
123456789	TEST, STUDENT	123456789012345	10/13/2009	2	001	11	11	02	\$100.00			

## eGMS EL Attendance Center Enrollment Reports (New Name)

- Formerly eGMS EL Entry Grade Level

The screenshot displays the Illinois State Board of Education Student Information System (SIS) interface. The top navigation bar includes the Illinois State Board of Education logo, the text "Student Information System", and a "View Report" link. The right side of the header shows "SIS HOME | ISBE HOME | LOGOFF" and a "SESSION TIMEOUT 19:51" indicator.

The left sidebar contains a navigation menu with the following items: Home, Student (with a search icon), Search SID, Request New SID, Exit Enrollment, Assessment Pre-ID (with a checkmark), Assessment Correction (with a checkmark), Assessment Unassigned, Adjusted Cohorts, Prenatal, Teacher, Batch Files (with a checkmark), Reports, Help, ISBE Internal, and Log Out.

The main content area features a tree view of report categories. The "Student" category is expanded, showing sub-categories: Assessments (Pre-Id, Assessment Correction, Scores PARCC, DLM-AA, SAT), Bilingual, Demographics and Enrollment (Demographics, Enrollment, Current vs. Previous Enrollment), Discipline, Early Learning (Birth to 3, Early Childhood, Early Childhood Outcomes, Pre-K Follow-Up), Homeless, Individual Student, Regional Safe School, and Special Education. The "Bilingual" category is further expanded to show various reports, including EL Screener, EL, ACCESS WIDA DRC Site File and Testing Waiver, ACCESS Pre-Id, ACCESS Assessment Correction, ACCESS Score, Student EL History, Former EL Students Report, Student ACCESS Scores History, Unassigned Test Results, eGMS EL Program Placement and Services, eGMS Ceiling Calculator Funding Allocations, eGMS EL Attendance Center Enrollment (highlighted with a red box), and eGMS Ceiling Calculator Funding (2017 and earlier). Each report in the Bilingual list has "Summary" and "Detail" links.

Below the Bilingual category, the "Course Assignments" category is expanded, showing "Student and Teacher Reports" (Course Assignments, Outside Courses, College Courses) and "Missing Courses". The "State Reporting" category (Fall Enrollment Counts, Graduation Cohort, End of Year Reports) is also visible, along with "Prenatal" (Prenatal & XREF) and "Miscellaneous Reporting" (Multiple SID, Closed Schools, Missing Persons).

### eGMS EL Attendance Center Enrollment - Detail Report

#### 2018 eGMS EL Attendance Center Enrollment (Detail)

1/25/2018 11:17 am

SIS Serving District: 12345678901 ISBE SD 101

Selection Criteria: Currently Enrolled Students Only EL Entry Type: ALL

500821890220043 East St Louis Senior High School Attendance Center

##### Current Enrollment By Grade Level

##### Class Periods Per Week

TPI	PreK	K	1	2	3	4	5	6	7	8	9	10	11	12	Total	None	Low	Med	High	Total
Spanish	0	0	0	0	0	0	0	0	0	0	1	1	0	2	4	0	1	0	3	4
Entry Status Totals	0	0	0	0	0	0	0	0	0	0	1	1	0	2	4	0	1	0	3	4

##### Current Enrollment By Grade Level

##### Class Periods Per Week

Parents Refused	PreK	K	1	2	3	4	5	6	7	8	9	10	11	12	Total	None	Low	Med	High	Total
Spanish	0	0	0	0	0	0	0	0	0	0	0	1	0	0	1	1	0	0	0	1
Entry Status Totals	0	0	0	0	0	0	0	0	0	0	0	1	0	0	1	1	0	0	0	1
School Totals	0	0	0	0	0	0	0	0	0	0	1	2	0	2	5	1	1	0	3	5

# ISBE

Illinois State Board of Education

## **School Year 2018 Spring Enrollment Counts Deadline**

- **Enrollment Guidelines**

- Submit Enrollment as soon as possible

- Enrollment Date: The month, day, and year of the first FULL day the student was scheduled to receive educational services for a continuous period during the CURRENT school year, regardless of whether the student was in attendance or absent that day.

- Exit Students as soon as they leave your district

- Exit Date: The month, day, and year of the last FULL day the student was scheduled to receive educational services during the CURRENT school year, regardless of whether the student was in attendance or absent that day.


- **What reports should I review?**

- Student Demographic (Summary/Detail)



# School Year 2018 Spring Enrollment Counts Deadline

## SIS Status Panel



**Illinois State Board of Education**

**Student Information System**  
Illinois State Board of Education (ISBE) Student Information System (SIS)

SIS HOME | ISBE HOME | LOGOFF

SESSION TIMEOUT 19:34

Login: LLANGER

- Home
- Student [X]
- Search SID
- Request New SID
- Exit Enrollment
- Assessment Pre-ID
- Assessment Correction
- Assessment Unassigned
- Adjusted Cohorts
- Prenatal
- Teacher
- Batch Files
- Reports
- Help
- ISBE Internal
- Log Out

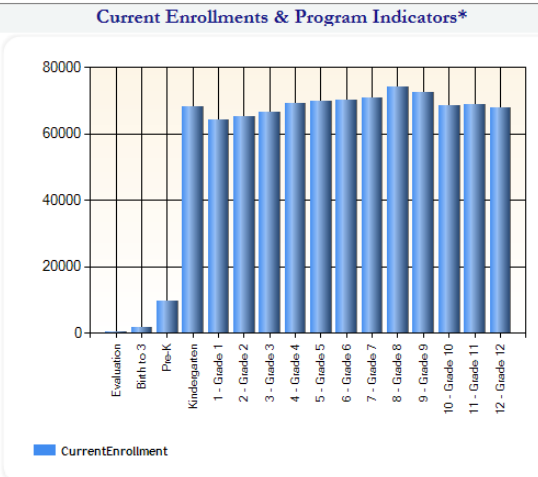
- Please Exit any remaining SY 2017 Enrollments ASAP! If you have students in ESY, exit them as soon as they are finished.
- The 2016-17 PARCC score data are now posted in SIS. Please review, and if you need further assistance please [click here](#)
- Please review 2016-2017 SAT Assessment Correction and Scores. If you need further assistance please [click here](#)
- Please review 2016-2017 DLM-AA Assessment Correction and Scores. If you need further assistance please [click here](#)
- The ACCESS and Alternate ACCESS Scores have been posted. Please review your scores and Unassigned Test Results.
- For the new SIS external website [click here](#)

District : -- All Districts --

Home  Serving

2018 District Status Panel Assessment PreID Status Panel

**Current Enrollments & Program Indicators\***



Current Enrollment
  LEP
  IEP
  Homeless
  FRL
 Refresh

**Upcoming Key Dates**

Activity	Date
DLM-AA Last Day of Corrections for the Purpose of Accountability and School Report Card	09/22/2017
PARCC Last Day of Corrections for the Purpose of Accountability and School Report Card	09/22/2017
SAT Last Day of Corrections for the Purpose of Accountability and School Report Card	09/22/2017
<a href="#">Click here for a full list of Key Dates</a>	

**Current Enrollment Data Completion Status\***

Collection	Total Required	Complete	% Complete
<a href="#">Prenatal</a>	58	5	8%
<a href="#">Birth To 3</a>	1653	434	26%
<a href="#">Birth To 3 Caregiver Demographics</a>	1653	882	53%
<a href="#">Early Childhood Outcomes(ECO) Entry</a>	3447	2883	83%
<a href="#">Early Childhood Outcomes(ECO) Progress</a>	2158	1689	78%
<a href="#">English Learners (EL)</a>	81165	19418	23%
<a href="#">EL Screener</a>	16319	3829	23%
<a href="#">Homeless</a>	9324	3873	41%
<a href="#">Eligible for Immigrant Student Program</a>	68733	68653	99%
<a href="#">Student Address for NEW IDEA students</a>	118065	115494	97%
<a href="#">Regional Safe Schools Program (RSSP)</a>	649	112	17%
<a href="#">Student Discipline</a>	NA	530	NA
<a href="#">Secondary Courses Missing Final Letter Grade</a>	333224	0	0%

**Course Data Quality (K-12)**

Serving Location : All Districts

Unique Student Count	898563
Unique Teacher Count	15263
Student Teacher Ratio	58
Unique Course Count	100143
<a href="#">Courses Missing Students</a>	34267
<a href="#">Courses Missing Teachers</a>	10620
<a href="#">Students Missing Courses</a>	716854

\*Reflects data as of Sep 08 2017 03:00 PM



# School Year 2018 Spring Enrollment Counts Deadline

- **SIS Reports - Demographics (Summary)**

Illinois State Board of Education

Student Information System  
View Report

Session Timeout 19:49

Login: LLANGER

**Home**

**Student**

Search SID

Request New SID

Exit Enrollment

Assessment Pre-ID

Assessment Correction

Assessment Unassigned

Adjusted Cohorts

Prenatal

Teacher

Batch Files

Reports

Help

ISBE Internal

Log Out

**Student**

- Assessments (Pre-Id, Assessment Correction, Scores PARCC, DLM-AA, SAT)
- Bilingual (EL Screener, EL, ACCESS)
- Demographics and Enrollment**
  - Demographics** [Summary](#) [Detail](#)
  - Enrollment [Summary](#) [Detail](#)
  - Current Enrollment vs Previous Enrollment [Summary](#)
  - Enrollment Grade Discrepancies [Summary](#)
  - Enrollment Anomalies [Detail](#)
  - Enrollment Transfer [Summary](#) [Detail](#)
  - Eligible For Immigrant Education (2007 - 2014) [Summary](#) [Detail](#)
  - Eligible For Immigrant Student Program (2015 and later) [Summary](#) [Detail](#)
  - Student Address [Summary](#) [Detail](#)
  - Chronic Absenteeism [Summary](#) [Detail](#)
  - Deactivated School Districts (only for deactivated schools) [Summary](#) [Detail](#)
- Discipline
- Early Learning (Birth to 3, Early Childhood, Early Childhood Outcomes, Pre-K Follow-Up)
- Homeless
- Individual Student
- Regional Safe School
- Special Education

**Course Assignments**

- Student and Teacher Reports (Course Assignments, Outside Courses, College Courses)
- Missing Courses

**State Reporting** (Fall Enrollment Counts, Graduation Cohort, End of Year Reports)

- Prenatal (Prenatal & XREF)
- Miscellaneous Reporting (Multiple SID, Closed Schools, Missing Persons)

Have questions or need help? Contact our Call Center (217)558-3600 between 7:00am - 5:00pm CST, Monday - Friday or [Click here to Contact Us](#)

Copyright © 2002-2018, Illinois State Board of Education

# School Year 2018 Spring Enrollment Counts Deadline

- **Demographics (Summary) – Criteria**

**Illinois State Board of Education** | **Student Information System** | View Demographics (Summary) | SIS HOME | ISBE HOME | LOGOFF | SESSION TIMEOUT 19:58

Login: IBM\_TEST\_4

- Home
- Student
- Search SID
- Request New SID
- Exit Enrollment
- Assessment Pre-ID
- Assessment Correction
- Assessment Unassigned
- Adjusted Cohorts
- Prenatal
- Teacher
- Batch Files
- Reports
- Help
- Log Out

### Demographics (Summary)

**School Year** 2018

**Enrolled As Of Date** 03/01/2018 (MM/DD/YYYY)

**School** All Schools

Home  Serving  Service Provider  Home But Not Serving  Serving But Not Home

**Grade** All Grades

**Native Language** All Languages

**Race/Ethnicity** All Races

**Gender**  Both  Male  Female

**Read First Indicator**  Both  Yes  No

**Read Improve Indicator**  Both  Yes  No

**Title One Indicator** All

**Homeless Indicator**  Both  Yes  No

**Migrant Indicator**  Both  Yes  No

**SES Indicator**  Both  Yes  No

**LEP Indicator**  Both  Yes  No

**IDEA Services**  Both  Yes  No

**FRL/Low Income Indicator**  Both  Yes  No

**21st Century Indicator**  Both  Yes  No

**Eligible For Immigrant Education**  Both  Yes  No

**Private School Student Indicator**  Both  Yes  No

**Military Connected Student Indicator**  Both  Yes  No

[View Report](#) or [Create PDF Report](#)

- **Demographics Summary Report**

## 2018 Demographics (Summary)

03/01/2018 2:04 pm

SIS Home District: 012345678912 ISBE Test District

Selection Criteria: Student Demographics = Current, Enrollments As Of = 03/01/2018

<u>Grade Level:</u>	<u>All</u>	<u>Total</u>
Total Students:		467
Race: Black or African American		8
Race: Hispanic or Latino		15
Race: Two or More Races		6
Race: White		438
Native Language: Albanian/Gheg(Kosovo/Macedon)		1
Native Language: English		464
Native Language: Spanish		2
Home Language: Albanian/Gheg(Kosovo/Macedon)		1
Home Language: English		466
Gender: Male		236
Gender: Female		231
Reading First:		0

- **SIS Reports - Demographics (Detail)**

The screenshot displays the Illinois State Board of Education Student Information System (SIS) interface. The top navigation bar includes the logo, the text "Illinois State Board of Education", the title "Student Information System", and the subtitle "View Report". On the right side of the top bar, there are links for "SIS HOME", "ISBE HOME", and "LOGOFF", along with a "SESSION TIMEOUT" indicator showing "19:49".

The left sidebar contains a navigation menu with the following items: Home, Student (with a search icon), Search SID, Request New SID, Exit Enrollment, Assessment Pre-ID (with a dropdown arrow), Assessment Correction (with a dropdown arrow), Assessment Unassigned, Adjusted Cohorts, Prenatal, Teacher, Batch Files (with a dropdown arrow), Reports, Help, ISBE Internal, and Log Out.

The main content area features a tree view of reports under the "Student" category. The "Demographics and Enrollment" section is expanded, and the "Demographics" report is selected. The "Demographics" report has two links: "Summary" and "Detail", with the "Detail" link circled in red. Other reports in the "Demographics and Enrollment" section include Enrollment, Current Enrollment vs Previous Enrollment, Enrollment Grade Discrepancies, Enrollment Anomalies, Enrollment Transfer, Eligible For Immigrant Education (2007 - 2014), Eligible For Immigrant Student Program (2015 and later), Student Address, Chronic Absenteeism, and Deactivated School Districts (only for deactivated schools). Each of these reports also has "Summary" and "Detail" links.

Below the "Demographics and Enrollment" section, there are other report categories: Discipline, Early Learning (Birth to 3, Early Childhood, Early Childhood Outcomes, Pre-K Follow-Up), Homeless, Individual Student, Regional Safe School, and Special Education. Below these are "Course Assignments" (Student and Teacher Reports, Missing Courses), "State Reporting" (Fall Enrollment Counts, Graduation Cohort, End of Year Reports), "Prenatal" (Prenatal & XREF), and "Miscellaneous Reporting" (Multiple SID, Closed Schools, Missing Persons).

At the bottom of the page, there is a footer with the text: "Have questions or need help? Contact our Call Center (217)558-3600 between 7:00am - 5:00pm CST, Monday - Friday or Click here to Contact Us" and "Copyright © 2002-2018 Illinois State Board of Education".

# School Year 2018 Spring Enrollment Counts Deadline

- Demographics (Detail) - Criteria

The screenshot displays the 'View Demographics (Detail)' interface. On the left is a sidebar with navigation options: Home, Student, Search SID, Request New SID, Exit Enrollment, Assessment Pre-ID, Assessment Correction, Assessment Unassigned, Adjusted Cohorts, Prenatal, Teacher, Batch Files, Reports, Help, and Log Out. The main content area is titled 'Demographics (Detail)' and contains the following filters:

- School Year:** 2018
- Enrolled As Of Date:** 03/01/2018 (MM/DD/YYYY)
- School:** All Schools
- Home Status:**  Home  Serving  Service Provider  Home But Not Serving  Serving But Not Home
- Grade:** All Grades
- Native Language:** All Languages
- Race/Ethnicity:** All Races
- Gender:**  Both  Male  Female
- Read First Indicator:**  Both  Yes  No
- Read Improve Indicator:**  Both  Yes  No
- Title One Indicator:** All
- Homeless Indicator:**  Both  Yes  No
- Migrant Indicator:**  Both  Yes  No
- SES Indicator:**  Both  Yes  No
- LEP Indicator:**  Both  Yes  No
- IDEA Services:**  Both  Yes  No
- FRL/Low Income Indicator:**  Both  Yes  No
- 21st Century Indicator:**  Both  Yes  No
- Eligible For Immigrant Education:**  Both  Yes  No
- Private School Student Indicator:**  Both  Yes  No
- Military Connected Student Indicator:**  Both  Yes  No
- Sort By:** SID

At the bottom of the filter section, there are three buttons: **View Report**, **Create PDF Report**, and **Create EXCEL Report**, each highlighted with a red box.

- Demographics Detail Report

2018 Demographics (Detail)										03/01/2018		3:06:07PM										
SIS Home District: 12345678901		ISBE SD 101																				
Selection Criteria: Student Demographics = Current, Enrollments As Of = 03/01/2018 Sorted By: Student ID																						
Columns																						
A	Gender	D	Enrollment Type Code *	G	Title One	J	Homeless	L	SES	O	FRL/Low Income	R	Private School									
B	Race Code *	E	Reading First	H	Native Language Code *	K	Migrant	M	LEP	P	21st Century	S	Military Connected									
C	Grade Level	F	Reading Improvement	I	Home Language Code *	N	IDEA Services	Q	Eligible Immigrant Ed Prog													
Title One		11	SchoolWide Title I Program	12	Targeted Assistance Title I Program	13		Not a Participant in Title I Program														
* Race, Enrollment Type, Native Language and Home Language Codes definitions can be found on the Student Information System web site.																						
Student ID	Student Name	Birth Date	Birth Place	Home RCDTS	A	B	C	D	E	F	G	H	I	J	K	L	M	N	O	P	Q	R
123456789	Smith, Michael John	01/01/2002	Springfield Illinois	012345678901234	F	16	8	03	N	N	13	000	000	N	N	N	N	N	N	N	N	N
123456789	Smith, Michael John	01/01/2002	Springfield Illinois	012345678901234	M	16	8	03	N	N	13	000	000	N	N	N	N	N	N	N	N	N
123456789	Smith, Michael John	01/01/2002		012345678901234	F	11	4	01	N	N	13	001	000	Y	N	N	N	N	Y	N	N	N

- **What reports to review before the April 16, 2018 Spring Enrollment deadline?**
  - Spring Enrollment Counts (Summary)
- **What are Spring Enrollment Counts used for?**
  - Evidence Based Funding
  - School Report Card
  - Ed 360

# School Year 2018 Spring Enrollment Counts Deadline

Student Information System (SIS)

56

- **SIS Reports – Spring Enrollment Counts**
  - Will not be available until March 1, 2018

The screenshot displays the Illinois State Board of Education Student Information System (SIS) interface. The top navigation bar includes the Illinois State Board of Education logo, the text "Student Information System", and "View Report". The left sidebar contains a navigation menu with options like Home, Student, Search SID, Request New SID, Exit Enrollment, Assessment Pre-ID, Assessment Correction, Assessment Unassigned, Adjusted Cohorts, Prenatal, Teacher, Batch Files, Reports, Help, and Log Out. The main content area shows a tree view of reports. The "State Reporting" section is highlighted with a red box, and "Spring Enrollment Counts" is also highlighted with a red box. The "Summary" link for "Spring Enrollment Counts" is also highlighted with a red box.

Report Category	Report Name	Summary	Detail
Student	Assessments (Pre-Id, Assessment Correction, Scores PARCC, DLM-AA, SAT)		
	Bilingual (EL Screener, EL, ACCESS)		
	Demographics and Enrollment (Demographics, Enrollment, Current vs. Previous Enrollment)		
	Discipline		
	Early Learning (Birth to 3, Early Childhood, Early Childhood Outcomes, Pre-K Follow-Up)		
	Homeless		
	Individual Student		
	Regional Safe School		
	Special Education		
	Course Assignments	Student and Teacher Reports (Course Assignments, Outside Courses, College Courses)	
Missing Courses			
State Reporting			
State Reporting	Fall Enrollment Counts	<a href="#">Summary</a>	
	Spring Enrollment Counts	<a href="#">Summary</a>	
State Reporting	Homeless Counts	<a href="#">Summary</a>	
	Report Card and Accountability Reports		
Report Card and Accountability Reports	Student Mobility	<a href="#">Summary</a>	<a href="#">Detail</a>
	Percent 8th Graders Taking Algebra I		<a href="#">Detail</a>
	Freshman On Track		<a href="#">Detail</a>
	Advanced Coursework	<a href="#">Summary</a>	<a href="#">Detail</a>



- **Spring Enrollment Counts Criteria**

Illinois State Board of Education

Student Information System  
View Fall Enrollment Counts

SIS HOME | ISBE HOME | LOGOFF

SESSION TIMEOUT 19:57

Login: LLANGER

- Home
- Student
- Search SID
- Request New SID
- Exit Enrollment
- Assessment Pre-ID
- Assessment Correction
- Assessment Unassigned
- Adjusted Cohorts
- Prenatal
- Teacher
- Batch Files
- Reports
- Help
- ISBE Internal
- Log Out

### Spring Enrollment Counts

**School Year**

**Region**

**Category**

**District**

**School**

**Or**

**Enter the 15 digit RCDTS Code**

**Grade**

**Gender**  Both  Male  Female

**Read First Indicator**  Both  Yes  No

**Read Improve Indicator**  Both  Yes  No

**Title One Indicator**

**Homeless Indicator**  Both  Yes  No

**Migrant Indicator**  Both  Yes  No

**SES Indicator**  Both  Yes  No

**LEP Indicator**  Both  Yes  No

**IDEA Services**  Both  Yes  No

**FRL/Low Income Indicator**  Both  Yes  No

**21st Century Indicator**  Both  Yes  No

**Native Language**

**Race/Ethnicity**

**Eligible For Immigrant Education**  Both  Yes  No

**Private School Student Indicator**  Both  Yes  No

**Military Connected Student Indicator**  Both  Yes  No

or

Have questions or need help? Contact our Call Center (217)558-3600 between 7:00am - 5:00pm CST, Monday - Friday or Click here to Contact Us

- **Spring Enrollment Counts Report**

## Spring Enrollment Counts for 2018 School Year

03/01/2018 2:18 pm

SIS Home District: 12345678901      ISBE Test District

Selection Criteria:    Enrolled As Of = 03/01/2018

Grade Level:	All	Total
--------------	-----	-------

Total Students:		3916
Race: American Indian or Alaska Native		7
Race: Asian		858
Race: Black or African American		70
Race: Hispanic or Latino		271
Race: Native Hawaiian or Other Pacific Islander		4
Race: Two or More Races		105
Race: White		2601
Native Language: Albanian,Gheg(Kosovo/Macedon)		1
Native Language: Amharic		1
Native Language: Arabic		3
Native Language: Assyrian (Syriac, Aramaic)		4

# ISBE

Illinois State Board of Education

## SIS Updates

- **How to update Student Attendance data in Batch Files:**
  - Exit Date, Home and Serving RCDTS will need to match for updating Days Present, Excused Absences, Unexcused Absences and Exit Withdrawal Type
  - Total number of Days Present, Excused and Unexcused Absences cannot go over enrollment total, including weekends and holidays.
  - Updates can be made to Days Present, Excused and Unexcused Absences
  - Updates can be made to the Exit Withdrawal Type
- If enrollment dates need to be changed please contact the SIS help desk (217) 558-3600, option 3
- Updates will be available for the current school year enrollments until Report Card closes

- The Exit Enrollment V2 Batch file can now be used to update the Attendance and Exit Withdrawal Type after the student has been exited
  - New options on the Exit Request File will be available to include previously exited enrollments

Exit Student Enrollment V2		Student Count		Exit_Enrollment_WIN.csv		Current Date		RCDTS Code of Home School						
Student ID	SAP ID	Legal Last Name	Legal First Name	Birth Date	RCDTS for Home School	RCDTS for Serving School	Days Present	Excused Absences	Unexcused Absences	Enrollment Exit Date	Enrollment Exit Status	Enrollment Exit / Withdrawal Type		
123456789		Legal Last Name Sample	Legal First Name Sample	01/01/1990	123456789123456	123456789123456	1.00	1.00	1.00	01/01/2008	01	05		

- **How to update Student Attendance data Online:**

- Home RCDT must match enrollment Home RCDT for updating Days Present, Excused Absences, Unexcused Absences, and Withdrawal Type
- Updates can be made to Days Present, Excused and Unexcused Absences
- Updates can be made to the Exit Withdrawal Type
- Total number of Days Present, Excused and Unexcused Absences cannot go over enrollment total, including weekends and holidays.
- If enrollment dates need to be changed please contact the SIS help desk (217) 558-3600, option 3
- Updates will be available for the current school year enrollments until Report Card closes
- **This will be available in the next few weeks**

- Update Student Attendance Data Online
  - Select the correct enrollment page
  - Select Update Enrollment

Click on the tabs to view the student details. To view School / District Name and contact information, please click on either the Home or Serving School RCDTS number.

SID: 123456789

Legal Last Name: SMITH

Legal First Name: JOHN

Legal Middle Name:

- Student Demographic
- Student Enrollment
- Program Indicators

**Student Enrollment: Exited**

Enrollment Type for Serving	Transfer in from within District	School Year for Serving	2018
RCDTS for Home	<a href="#">123456789012345</a>	RCDTS for Serving	<a href="#">123456789012345</a>
Enrollment Date for Serving	09/11/2017	Percent of Day Attended (PDA)	1.00
Entry/Grade Level for Serving	4 - Grade 4		
Discipline	<a href="#">View Details</a>		
Homeless		Regional Safe School Program	

Exit Date	09/15/2017	Days Present	0.00
Exit Status	Permanent	Excused Absences	5.00
Exit Type	Change in Serving School or Full Time Equivalent (FTE)	Unexcused Absences	0.00

Student Course Assignment	<a href="#">View Details</a>		
---------------------------	------------------------------	--	--

1 2 3 4 5 6 7 8 9

- Remove Exit
- Add Enrollment
- Update Enrollment**

- **Update Student Attendance Data Online – Submit Screen**

The screenshot displays a web form titled "Edit Student Enrollment". The form contains several input fields and a submit button. The fields are arranged in two columns. The left column includes "Days Present", "Excused Absences", and "Unexcused Absences", each with a corresponding text input box. The right column includes "Exit Date" with a date picker and "Exit Type" with a dropdown menu. A "Submit" button is located at the bottom center of the form.

Days Present	<input type="text"/>	Exit Date	<input type="text"/>
Excused Absences	<input type="text"/>	Exit Type	<input type="text"/>
Unexcused Absences	<input type="text"/>		



- **Student Demographic - Online updates will be available soon!**
  - Legal Last Name
  - Legal First Name
  - Legal Middle Name
  - Date of Birth
  - Gender
  - Race/Ethnicity
  - Student Lineage
  - Birth Place Name
  - Mother's Maiden Name

# ISBE

Illinois State Board of Education

## Planning for School Year 2019

### Orphanage Claim 18-3

- PA 100-0465 Evidence Based Funding computations rely on accurate district enrollment reported as of Oct 1 and March 1
- Enrollments of two student populations claimed for Regular Education Orphanage Section 18-3 must be deducted
  - Students who are youth-in-care under the guardianship of the Dept of Children Family Services housed in a State of Illinois licensed residential facility/group home who attend either the regular classes of the district or are educated in regular education classes on site.
    - NOTE: Regular education youth-in-care students living with a foster family served by a district are non-claimable for Section 18-3 and therefore, not deducted from the EBF enrollment pick-up dates.
  - Students who are removed from their home school and placed in a county juvenile detention center located in another district

### County Juvenile Detention Centers

- ISBE will communicate newly created detention center RCDTS codes to districts with a detention center located in their boundaries.
- Starting August 1, 2018 students being served at a detention center must be enrolled with the following rules:
  - Home School entered as the public school closest to the detention center
  - Serving School entered as the newly created detention center RCDTS code
- More information will be provided at the April 26, 2018 SIS webinar

**The label of LEP (Limited English Proficient) will change to EL (English Learner)**

# ISBE

Illinois State Board of Education

## Districts' Next Steps

- Continue to Enroll and Exit students
- Continue to submit Teacher and Student Course Assignments
- If applicable edit Step 1 – PARCC Pre-ID Test Window
- Review and edit PARCC Pre-ID, Step 2 Data
- Review EL and eGMS data
- Review and correct ACCESS data
- Review Spring Enrollment Counts Data

## ISBE Data Transfer Web Service for Batch Automation

This service is suitable for both LAN and Web applications and also works for ISBE Web Application Security System (IWAS) and Non-IWAS based systems. The web service provides a method for entities outside of ISBE to programmatically automate the sending and retrieving of batch data to any system. Any modern programming language should have the ability to call a web service to automate the sending and retrieving of batch data.

Each user of the web service will need a unique Activation Key which identifies the user and the system the batch data is associated with. Generally the ISBE system you are working with will provide a method for you to create an activation key.

The web service is hosted on a secure web server so all data transfers will be secure and encrypted so there is no need for external encryption or decryption of data.

All SIS formats are supported.

**300+ Districts are currently using the web service.**

### ISBE Data Transfer Web Service for Batch Automation

Ensure your Web Service is set to call for a return file every 5 minutes at a ***MINIMUM*** or longer.

An update to the return file process will be made to send a return message if there is an error on the file.



# ISBE

Illinois State Board of Education

## Key Dates

# Key Dates

<b><u>ACTIVITY</u></b>	<b><u>DATES</u></b>
<b>Last SIS Upload sent to PARCC Vendor</b>	<b>2/28/2018 4:00 p.m. Deadline</b>
<b>PARCC Testing – Earliest Start Date</b>	<b>3/5/2018</b>
<b>Last Day of ACCESS Testing</b>	<b>3/6/2018</b>
<b>First Day of ACCESS Correction Window (No Test Results)</b>	<b>3/7/2018</b>
<b>EL Data due for Population of eGMS Ceiling Calculator Funding Allocation Report</b>	<b>3/9/2018 4:00 p.m. Deadline</b>
<b>DLM-AA Testing – Earliest Start Date</b>	<b>3/14/2018</b>
<b>SAT Initial Test Date</b>	<b>4/10/2018</b>
<b>First Day of SAT Correction Window (No Test Results)</b>	<b>4/11/2018</b>
<b>School Year 2018 Spring Enrollment Counts Deadline</b>	<b>4/16/2018 4:00 p.m. Deadline</b>
<b>PARCC Testing – Latest End Date (PARCC Correction Window will open the day after the last day of testing) (No Test Results)</b>	<b>4/20/2018</b>

### Upcoming SIS Webinars

- End of School Year 2018 and Planning for School Year 2019 - April 26, 2018, at 1:30 p.m.

# ISBE

Illinois State Board of Education

## ISBE SIS Resources

- **ISBE SIS Resource Materials**

- Located on the ISBE SIS webpage at <https://www.isbe.net/Pages/Student-Information-System.aspx>
- ISBE SIS Announcements
  - User Manual
  - File Format Layouts
  - Excel Templates
    - Tips for Completing (*Data Collection Name*) Template
    - Steps for Creating and Uploading (*Data Collection Name*)
  - Data Elements
  - Archived Meetings and Presentations
  - Frequently Asked Questions

# ISBE

Illinois State Board of Education

## Where to Direct Questions

- **ISBE Help Desk**
  - (217) 558-3600 Option 3
  - [help@isbe.net](mailto:help@isbe.net)
    - **Policy Questions** will be directed to the correct division.
    - **Technical Questions** will be directed to the IBM team.
- **Assessment and Accountability Division**
  - 1-866-317-6034
  - [assessment@isbe.net](mailto:assessment@isbe.net)
- **Data Analysis Division**
  - 217-782-3950
- **ISBE SIS Information Website**
  - <https://www.isbe.net/Pages/Student-Information-System.aspx>

- **Notice – This Webinar is being Recorded**

This webinar is being recorded. Please do not provide any Student, Personal, or Vendor information.



# ISBE

Illinois State Board of Education

## Questions