



The Illinois Data and Benchmarking Tool

Spring 2021

System Overview and
Development Update

Equity • Quality • Collaboration • Community






Today's Agenda

- Overview of the Illinois data tool
- System development updates
- System updates coming later in 2021




The Illinois Data and Benchmarking Tool

**Illinois Data and Benchmarking Tool**Alan Help


Nita M. Lowey 21st Century Community Learning Centers Data Dashboard

1000000000015 - Sample Grant_ Please dont edit Go




Data Center

Upload your grant data




Student Data

View your student data records.



Grant Reports

View summary reports to prepare for federal submission.



21 APR

View reports for 21 APR submission.

Message Center

15
JAN

Submission window for grantees to submit term data for Fall 2020 is now open (opened on January 11, 2021). Grantees can submit their term data through February 15, 2021.

23
NOV

Fall 2019 term data submitted to 21APR. Grantees should confirm submitted data for Fall 2019 term is correct in 21APR before December 14, 2020.

28
SEP

Summer 2019 term data submitted to 21APR. Grantees should confirm submitted data for Summer 2019 term is correct in 21APR

17
AUG

Submission window for grantees to submit term data for Summer 2020 is now open (opened on August 17, 2020). Grantees can submit their term data through September 14, 2020.

[View Previous Messages](#)



How do I access the Illinois Data Tool?

The screenshot shows the 'ILLINOIS REPORT CARD 2019-2020' website. The header includes the Illinois Report Card logo and navigation links: 'ISBE Data Library', 'Take the Survey', 'Español', 'Help', and 'Login'. The main section is titled 'FIND YOUR SCHOOL' with the subtitle 'Go beyond test scores and get a snapshot of every Illinois public school.' Below this are two input fields: 'School, District, City or County Name' and 'Address, City or ZIP'. A 'Search' button is positioned below the fields. Under the button, it says 'State Snapshot or Select from list'. At the bottom, there is a banner image of diverse students in a library. To the right of the image, the text reads 'GAIN A DEEPER UNDERSTANDING OF THE PUBLIC SCHOOLS IN THE STATE OF ILLINOIS' with a 'State Snapshot' button below it.

Visit the Illinois
Interactive Report
Card Site at
<https://www.illinoisreportcard.com/Default.aspx>



How do I access the Illinois Data Tool?

ILLINOIS REPORT CARD
2019-2020

ISBE Data Library Take the Survey Español Help Login

FIND YOUR SCHOOL

Go beyond test scores and get a snapshot of every Illinois public school.

School, District, City or County Name

Address, City or ZIP

Search

State Snapshot or Select from list

GAIN A DEEPER UNDERSTANDING OF THE PUBLIC SCHOOLS IN THE STATE OF ILLINOIS

State Snapshot


Click on "Login"




How do I access the Illinois Data Tool?


MyIRC Account Login


Login to the MyIRC system using your Microsoft Office or Google credentials. If you need help logging in, [contact us](#).

 Sign in with Microsoft

 Sign in with Google

OR

 Sign in with your email

Sign in with your email. 

Log in to MyIRC. Credentials were established for directors as a part of the onboarding process for each grant. Click “Contact Us” if you need assistance with your credentials.



Where can I access the Data Tool?

The screenshot shows the MyIRC Home Page interface. At the top, there is a navigation bar with a user profile (Alan), a help icon, and a tools icon. Below the navigation bar, a message reads: "Click an icon below to access key information and resources." The main content area is divided into two columns. The left column contains five tiles: "My Nita M. Lowey 21st Century Community Learning Centers Data" (green), "My Educator Preview" (light blue), "My Student Data" (purple), "My Data Review and Verification Tool" (blue), and "My Principal Entry Form" (orange). The right column contains an "Announcements" section with four items: "Ed Preview is open to all districts" (October 15, 2020), "Early access to Ed Preview is open to districts that certified on time" (October 1, 2020), "Summer 2019 term data submitted to 21APR" (September 23, 2020), and "Last day for DRVT certification" (September 18, 2020). Each announcement includes a "Learn more" link. At the bottom of the announcements section is a link to "View All Announcements".

The MyIRC Home Page. The Data Tool is the green one, and for most 21st CCLC users the only active tile that you can use.



How do I access the Illinois Data Tool?

The screenshot shows the 'Illinois Data and Benchmarking Tool' interface. At the top, there's a blue header with the tool's name and user options 'Alan' and 'Help'. Below this, the dashboard is titled 'Nita M. Lowey 21st Century Community Learning Centers Data Dashboard'. A search bar contains '100000000015 - Sample Grant_ Please dont edit' with a 'Go' button. The main area is divided into five components: 1. 'Data Center' with an upload icon and text 'Upload your grant data'. 2. 'Student Data' with a person icon and text 'View your student data records'. 3. 'Grant Reports' with a bar chart icon and text 'View summary reports to prepare for federal submission.' 4. '21 APR' with a checklist icon and text 'View reports for 21 APR submission.' 5. 'Message Center' with a list of messages: '15 JAN' (Submission window for Fall 2020), '23 NOV' (Fall 2019 term data submission confirmation), '28 SEP' (Summer 2019 term data submission confirmation), and '17 AUG' (Submission window for Summer 2020). A 'View Previous Messages' link is at the bottom of the message center.

This is the Data Tool's main dashboard. It has 5 components.



Student Data

Centers Data Dashboard

10000000000015 - Sample Grant_ Please dont edit Go

Data Center

Upload your grant data

Student Data

View your student data records.

Student Data.
Provides student demographic data and standardized assessment results for any public school and many private school students you've added to your roster.



Student Data

Illinois Data and Benchmarking Tool

Alan Help

Data Center Student Data Grant Reports 21 APR

Student Data

Fall 2020 - 2021 1000000000015 - Sample Grant_ Please dont edit Go

Roster IAR SAT

Enter Student Firstname or Lastname or SISID or Local ID Filters Show / Hide Column(s) Export

Student Names & Grade				Demographics						Site	Days in Program
Last Name	First Name	Middle Initial	Grade	Race / Ethnicity	Gender	Low Income	IEP	LEP	Homeless	Site	Fall
AYALA	LEILANI	R	2							NIU Center of Excellence	
AYDOGDU	MUSTAFA	L	4							NIU Center of Excellence	
BERGLUND	ELLIOT	L	2							NIU Center of Excellence	
BERLOCHER	MICHAEL	M	5							NIU Center of Excellence	
BILLUPS	JAVEN		8	NS						NIU Center of Excellence	
BILLUPS	JAVEN	D	8							NIU Center of Excellence	
BOGGS	KASEY	D	11							NIU Center of Excellence	
BOUDREAU	LINCOLN		11	NS						Northern Cardinal Academy	
BOUDREAU	LINCOLN	M	11							Northern Cardinal Academy	

Provides student demographic data and standardized assessment results for any public school and many private school students you've added to your roster.



Data Center

Nita M. Lowey 21st Century Community Learning Centers Data Dashboard

1000000000015 - Sample Grant_ Please dont edit ▾

Go



Data Center

Upload your grant data



Student Data

View your student data records.

Data Center.

The portal for entering data into the Data Tool at the end of each grant term.



Data Center

The screenshot shows the 'Illinois Data and Benchmarking Tool' interface. At the top, there's a navigation bar with 'Data Center', 'Student Data', 'Grant Reports', and '21 APR'. Below this, a search bar contains '1000000000015 - Sample Grant... Please dont edit' with a 'Go' button. The main content area is titled 'COVID-19 IMPACT STATEMENT' and includes a text box for 'Sample fall covid statement 4' and an 'Update Statement' button. A 'Data Center' section explains the tool's purpose for collecting data from active 21st CCLCs. A grey box with an exclamation mark icon states 'Currently accepting Fall (2020) data submissions.' At the bottom, a '2020-2021 Reporting Year Calendar' table is partially visible, showing 'Data entry begins'.

Illinois Data and Benchmarking Tool

Alan Help

Data Center Student Data Grant Reports 21 APR

1000000000015 - Sample Grant... Please dont edit Go

COVID-19 IMPACT STATEMENT

For current data collection term, you can add a narrative to describe how COVID-19 has affected this Grantee

Sample fall covid statement 4

Update Statement

Data Center

The Data Center is designed to collect, from all active 21st CCLCs, descriptive information on program characteristics and services as well as performance data across a range of outcomes, as outlined by the Federal 21 APR program. Here you will submit information on the Activities, Staffing, Attendance, and Family Member participation. For those grantees with multiple grants or multiple sites within grants, data must be entered for each site individually. The Data Center is available from the first date of Summer Term data collection (see the table below) until the last day of Spring Term data collection within each grant year.

Currently accepting Fall (2020) data submissions.

2020-2021 Reporting Year Calendar

	Data entry begins		

Click the button below to go to data submission page for all sites in the current grant. See note above regarding the editing of data for prior grant reporting terms.

Roster data can be loaded all at once by uploading an excel file using the template provided on the site. Other grant data (staffing, etc.) can be hand entered through the data center.



Data Center

Fall 2020

Did you offer 21st CCLC programs at the **NIU Center of Excellence** during **Fall 2020** ? ☒ Yes ☐ No

Center Overview	Review and make changes to your center profile information	 Complete Last Updated: 01/14/2021
Activities	Report on the activities delivered at the site in each of the four categories: Academics, Enrichment, Character Education, and College and Career Readiness	 Complete Last Updated: 01/09/2021
Staffing	Report on the type of staff, paid and unpaid, that provided support for the site.	 Complete Last Updated: 01/09/2021
Attendance File	Upload the attendance file here. The file includes the number of students who were enrolled and attended the program at the site.	 Complete Last Updated: 02/01/2021

Roster data can be loaded all at once by uploading an excel file using the template provided on the site. Other grant data (staffing, etc.) can be hand entered through the data center.



Data Center

User guides are available by clicking on the Help link in the banner if you need assistance entering these data.

Stem (Academics)
Did you offer Stem activities ? ☒ No ☐ Yes

Literacy (Academics)
Did you offer Literacy activities ? ☒ No ☐ Yes

Tutoring (Academics)
Did you offer Tutoring activities ? ☐ No ☒ Yes
How many times per term Tutoring ?
How many times a week ?
Average hours per session ?
Average participants ?
Is Tutoring also College and Career readiness ? ☐ No ☒ Yes

Homework Help (Academics)
Did you offer Homework Help activities ? ☐ No ☒ Yes
How many times per term Homework Help ?
How many times a week ?
Average hours per session ?
Average participants ?
Is Homework Help also College and Career readiness ? ☒ No ☐ Yes

English Language Learners Supports (Academics)
Did you offer English Language Learners Supports activities ? ☒ No ☐ Yes



Data Center

Some of these fields have data validation rules in place that mirror those in place with the federal system. You may be warned that your data violates these rules and must be corrected.

Stem (Academics)
Did you offer Stem activities ? ☒ No ☐ Yes

Literacy (Academics)
Did you offer Literacy activities ? ☒ No ☐ Yes

Tutoring (Academics)
Did you offer Tutoring activities ? ☐ No ☒ Yes
How many times per term Tutoring ?
How many times a week ?
Average hours per session ?
Average participants ?
Is Tutoring also College and Career readiness ? ☐ No ☒ Yes

Homework Help (Academics)
Did you offer Homework Help activities ? ☐ No ☒ Yes
How many times per term Homework Help ?
How many times a week ?
Average hours per session ?
Average participants ?
Is Homework Help also College and Career readiness ? ☒ No ☐ Yes

English Language Learners Supports (Academics)
Did you offer English Language Learners Supports activities ? ☒ No ☐ Yes



Data Center

Illinois Data and Benchmarking Tool

Alan Help

Data Center

Instructions for Data Entry

Using the menus below, Activities, Staffing, Attendance File, Family Members, and Teacher Outcomes (Spring term only), enter your data for the selected term. Each of the menus open when you click on the "Enter Data/Saved" button. When you have completed all available selections you will need to Certify by selecting the Certify now button located to the right. Once you have certified each menu section label will change to "Complete". If you return to the system after certifying your submission and edit any of the data you will be asked to re-certify the submission. You must confirm and certify each grant/site combination in your program, even if those sites did not offer services during the current reporting period. You can confirm sites that were not operating with a single click in their data entry screen below.

1000000000015 - Sample Grant_ Please dont edit

NIU Center of Excellence

Fall 2020

Did you offer 21st CCLC programs at the NIU Center of Excellence during Fall 2020 ? ☒ Yes ☐ No

Center Overview

Review and make changes to your center profile information

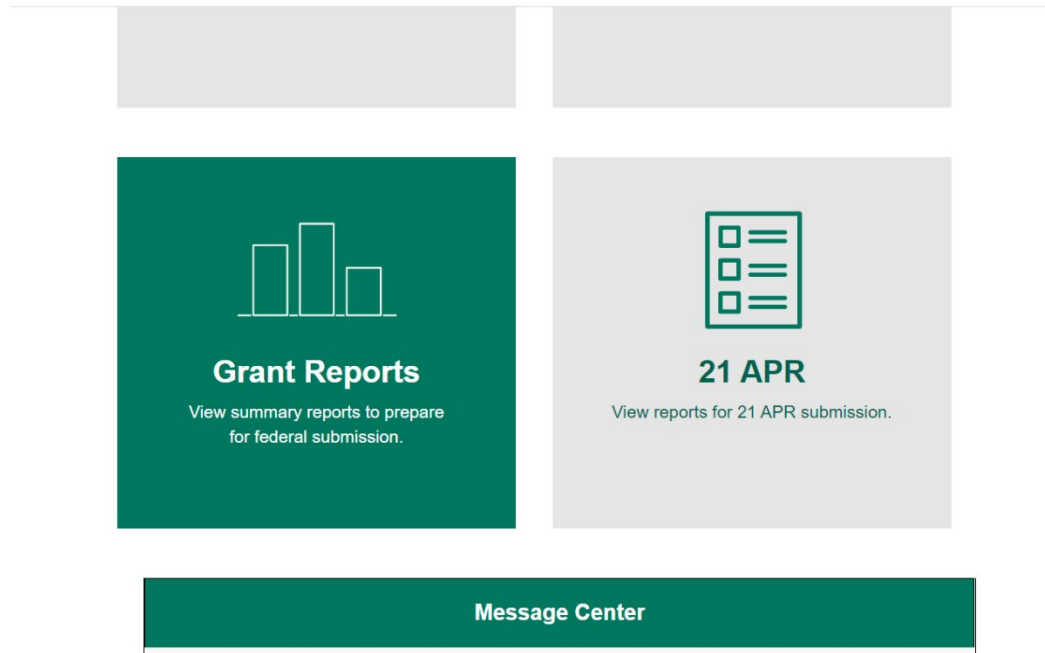
Complete

Last Updated: 01/14/2021

When you're done with data entry and confident that your numbers are final you complete the process by clicking on the "certify" button on the Data Center's main page. The icon will change to show your submission has been certified ready for federal submission.



Grant Reports



Grant Reports.
Provides you various
charts and tables that
summarize data for
each grant and the
sites within it.



21APR



Data Center

Upload your grant data



Student Data

View your student data records.



Grant Reports

View summary reports to prepare for federal submission.



21 APR

View reports for 21 APR submission.

21APR.

Your grant/site information as it is defined in 21APR, the federal reporting system. Tables in this section reflect the data as they were or will be submitted to 21APR for the term you're viewing.



Message Center

The screenshot shows the 'Illinois Data and Benchmarking Tool' interface. At the top, there's a blue header with the tool's name and a user profile 'Alan'. Below the header, the dashboard is titled 'Nita M. Lowey 21st Century Community Learning Centers Data Dashboard'. A search bar contains the text '1000000000015 - Sample Grant_ Please dont edit' and a 'Go' button. The dashboard is divided into four main sections: 'Data Center' (Upload your grant data), 'Student Data' (View your student data records), 'Grant Reports' (View summary reports to prepare for federal submission), and a section for '21 APR' (View reports for 21 APR submission). On the right side, there is a 'Message Center' panel with a green header. It displays a list of messages with dates and descriptions. A red arrow points to the first message dated '15 JAN'. The messages are as follows:

Date	Message
15 JAN	Submission window for grantees to submit term data for Fall 2020 is now open (opened on January 11, 2021). Grantees can submit their term data through February 15, 2021.
23 NOV	Fall 2019 term data submitted to 21APR. Grantees should confirm submitted data for Fall 2019 term is correct in 21APR before December 14, 2020.
28 SEP	Summer 2019 term data submitted to 21APR. Grantees should confirm submitted data for Summer 2019 term is correct in 21APR.
17 AUG	Submission window for grantees to submit term data for Summer 2020 is now open (opened on August 17, 2020). Grantees can submit their term data through September 14, 2020.

At the bottom of the Message Center panel, there is a link 'View Previous Messages' with a plus icon.

The Message Center is updated to provide reminders of submission deadlines and pass on messages from the 21st CCLC administration team at ISBE.



Help Center

Illinois Data and Benchmarking Tool

Alan Help

Nita M. Lowey 21st Century Community Learning Centers Data Dashboard

1000000000015 - Sample Grant_ Please dont edit Go

Data Center
Upload your grant data

Student Data
View your student data records.

Grant Reports
View summary reports to prepare for federal submission.

21 APR
View reports for 21 APR submission.

Message Center

15 JAN Submission window for grantees to submit term data for Fall 2020 is now open (opened on January 11, 2021). Grantees can submit their term data through February 15, 2021.

23 NOV Fall 2019 term data submitted to 21APR. Grantees should confirm submitted data for Fall 2019 term is correct in 21APR before December 14, 2020.

28 SEP Summer 2019 term data submitted to 21APR. Grantees should confirm submitted data for Summer 2019 term is correct in 21APR.

17 AUG Submission window for grantees to submit term data for Summer 2020 is now open (opened on August 17, 2020). Grantees can submit their term data through September 14, 2020.

[View Previous Messages](#)

Help Center.
User guides and
Frequently Asked
Questions to assist you
in your use of the Data
Tool.



System Development Updates

- Data is now submitted automatically to the federal reporting system (21APR.)
- Grants using CitySpan for daily grant/site management can now have the data transferred from CitySpan's system to the Illinois Data Tool without having to re-enter the data. The data must meet the federal validation rules to be automatically transferred. (Validation rule guides will soon be available in the help section of the Illinois Data Tool.)



System Development Updates

- Certain navigation enhancements have been made within the system to allow you to move more seamlessly between sections of the site.
- Fields have been added for your submission of COVID impact statements that are filed with your grant's federal reports. These statements can detail the impact of COVID on your grant's activities and help explain changes in various elements of the data your are reporting.



Coming later in 2021

- More validation warnings will be added to the data center to provide you immediate and automatic feedback when your data violate federal rules. Data will not be certifiable until they meet federal submission guidelines.
- Help guides detailing these validation rules will be added to the help section of the site.



Coming later in 2021

- Event management features will allow you to collect all data required for federal submission within the system on a daily basis:
 - Participation, Activities, Staffing, etc.
- We hope this will be an effective aid to grants currently not employing any data management system or using a package like Excel for grant data management.
- The Illinois Data Tool will automatically validate and store all data for grants using this feature of the tool, eliminating the need to enter data into the system at the end of each term.



Questions?



Thank you!

21st CCLC Production Team

Illinois Interactive Report Cards at NIU

