

Illinois 5Essentials Survey

Organizing Schools for Improvement

Launch Webinar, October 10

*Brandon Williams
Illinois State Board of Education*

*Nick Montgomery
CEO, UChicago Impact*



Brandon Williams

ISBE, Center for Performance

Nick Montgomery

CEO

UChicago Impact



- The Illinois 5Essentials Survey Overview
- Purpose
- 2012-13 Timeline
- Questions



Do you currently implement a school culture survey in your school(s)?

Yes

No

I don't know



Illinois 5Essentials Survey

Organizing Schools for Improvement

Overview

Nick Montgomery

CEO, UChicago Impact



What You Need to Know

Research-Based X-Ray of Schools

Online Survey Administration in
All Schools this Spring

Additional Info Coming Soon



- Large District Implementations
 - Chicago Public Schools
 - Detroit Schools
 - St Paul Public Schools
- Targeted Implementations
 - Baltimore City Public Schools
 - Boston Schools
- Small-District Implementations
 - Michigan City Indiana
 - Brooklyn Center Minnesota

Bloomberg  Our Company | Professional | Anywhere

"...[a] sophisticated tool for learning which of Chicago's public schools are working. Finally, someone is bottling the formulas for success." -- Jonathan Alter



Our schools have a long way to go...



Chicago Tribune

MIDWEST

50¢ City & Suburbs; 75¢ Elsewhere

FRIDAY, APRIL 21, 2006

159TH YEAR — NO. 111 © CHICAGO TRIBUNE

OF 100 CHICAGO PUBLIC SCHOOL FRESHMEN, SIX WILL GET A COLLEGE DEGREE

By Jodi S. Cohen and Darnell Little
Tribune staff reporters

Of every 100 freshmen entering a Chicago public high school, only about six will earn a bachelor's degree by the time they're in their mid-20s, according to a first-of-its-kind study released Thursday by the Consortium on Chicago School Research.

The prospects are even worse

for African-American and Latino male freshmen, who only have about a 3 percent chance of obtaining a bachelor's degree by the time they're 25.

The study, which tracked Chicago high school students who graduated in 1998 and 1999, also found that making it to college doesn't ensure success: Of the city public school students who went to a four-year college, only about 35 percent earned a bache-

lor's degree within six years, compared with 64 percent nationally.

Researchers say they're not exactly sure why Chicago schools alumni graduate from college in such low numbers, but that poor preparation during high school and too few resources at the college level contribute to the problem.

"Just focusing on getting kids to survive in high school isn't go-

ing to be enough," said study co-author Elaine Allensworth, a researcher at the consortium, a group that works closely with Chicago Public Schools. "This report raises a lot of issues that the colleges need to struggle with."

Schools chief Arne Duncan said the grim statistics outlined in the report and the variation in the college rates among city high schools is no surprise—it's what is driving massive private invest-

ment in high school reform.

"When students here are unprepared for college or the world of work, they are condemned to social failure," he said. "We're doing everything we can to dramatically change the high school experience for our teenagers."

Among other findings:

- Students who graduated from high school with a grade-

PLEASE SEE GRADUATES, PAGE 6

ABOUT THE STUDY

Six in 100 Chicago public high school freshmen will receive a bachelor's degree by the age of 25, according to a study that tracked 1998 and 1999 high school graduates.

MORE INSIDE

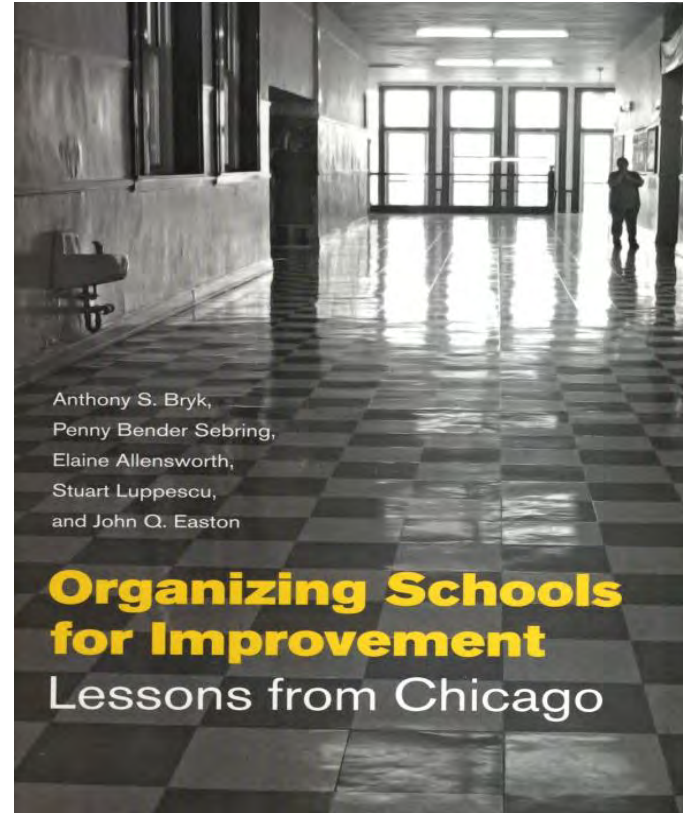

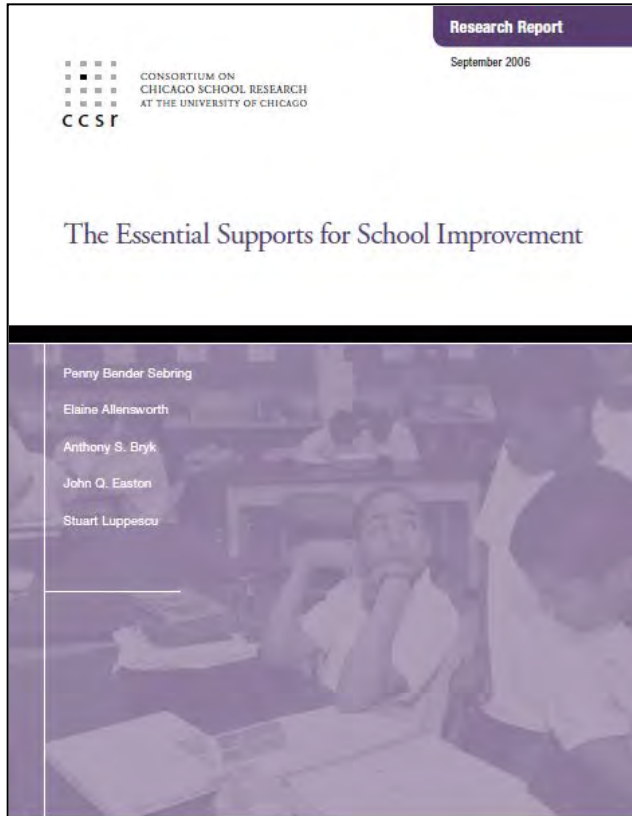
■ Two similar schools with not-so-similar levels of success preparing kids for college. PAGE 6

An X-ray image of a human shoulder and upper arm, showing the ribs, scapula, humerus, and part of the forearm. The image is in grayscale and serves as a background for the text.

5Essentials Provides X-Ray of Schools

- **Statistically** reliable
- **Research** validated
- **Drill down** diagnostic reports

Publications



School Effectiveness Diagnostic



Provides drill-down performance on each essential.

Essentials



Measures

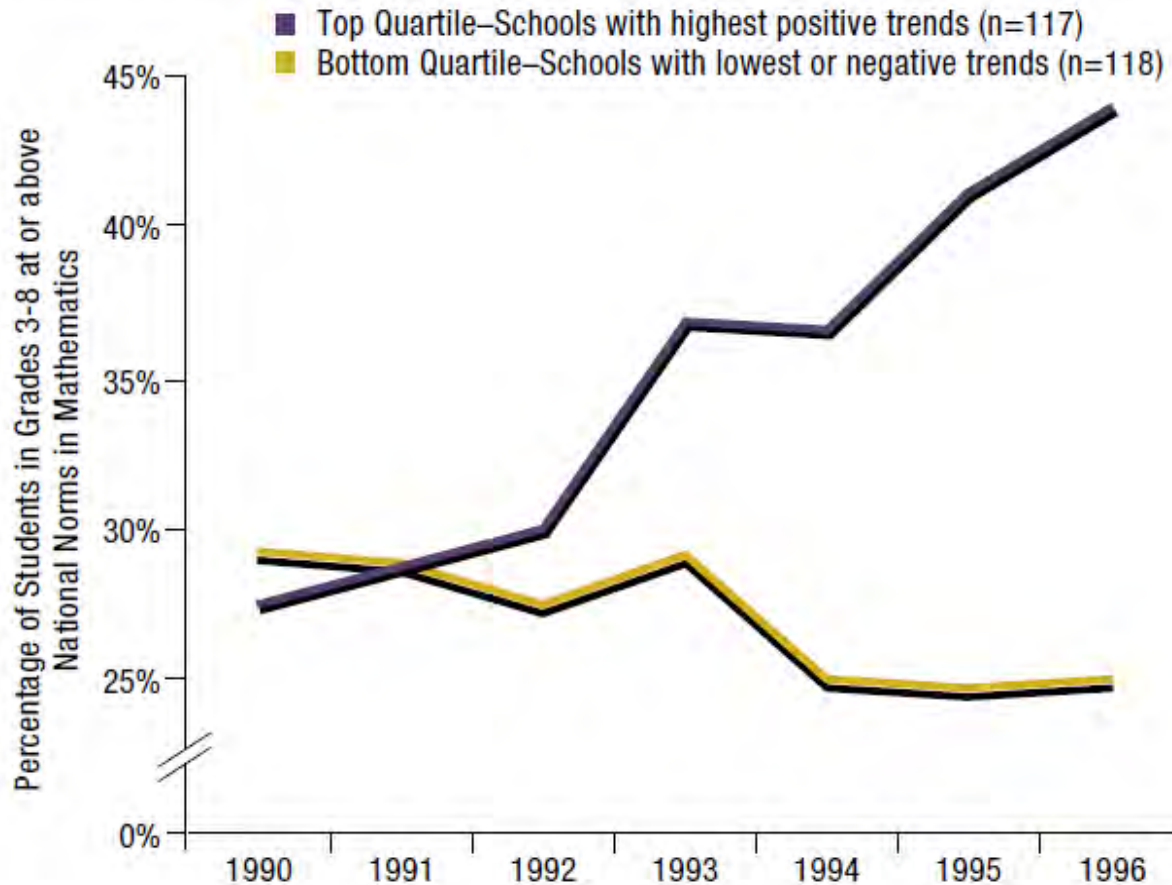


Questions



5E Predicts Success Over Time

Mathematics Score Trends in Improving versus Stagnating Schools (Iowa Tests of Basic Skills)

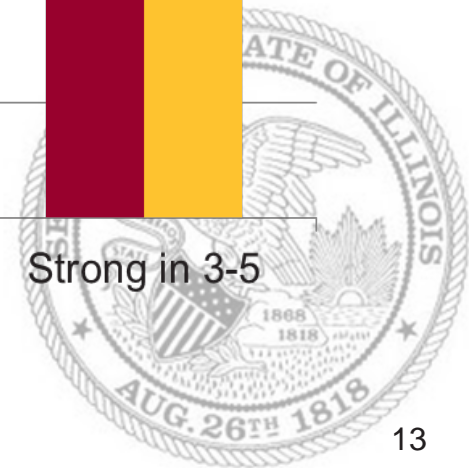
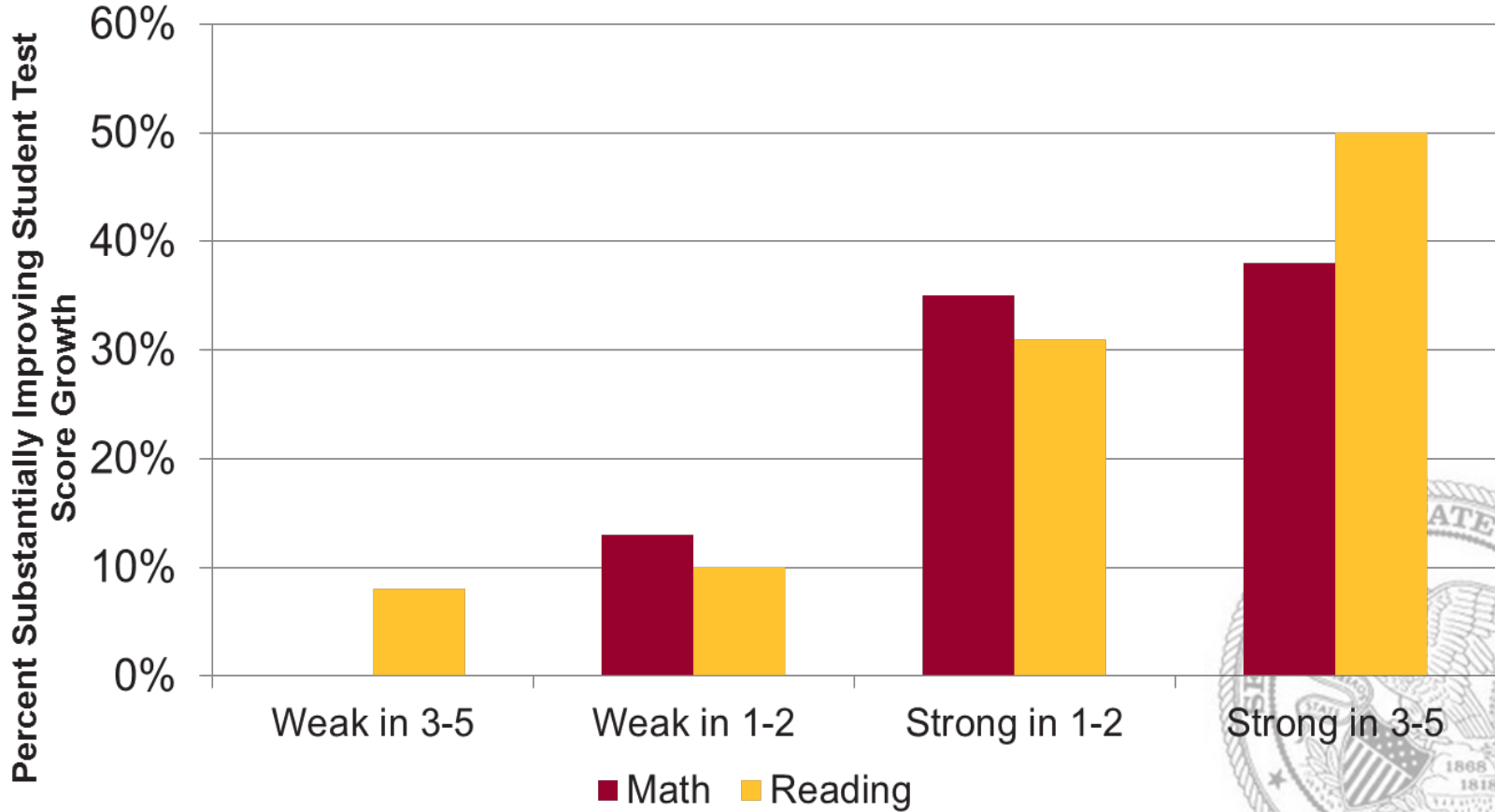


Schools strong on the Essentials are **10 times more likely to improve** substantially compared to schools weak on the Essentials.



Research Validates 5E Framework

Schools Strong in the 5 Essentials Are 10 Times More Likely to Improve Substantially



5Essentials Survey Underpins Robust Picture of Schools

- 15-30 minute survey of students and teachers
- 120+ Questions → 22 tested Measures
- 22 Measures → 5 tested Essentials
- Color-coded to quickly identify strengths and weaknesses
- Optional parent survey for added insight



Professional Development Measure

Survey asks teachers if PD has...

- Included opportunities to work productively with teachers from other schools
- Included enough time to think about, try, and evaluate new ideas
- Been sustained and coherently focused rather than short term and unrelated
- Included opportunities to work productively with colleagues in their school
- Been closely connected to school improvement plan



Professional
Development
+
Collective
Responsibility
+
School
Commitment
+
Teacher-Teacher
Trust



Collaborative Teachers Essential

All Teachers Collaborate to
Promote Professional Growth



Ambitious Instruction

Mostly Student Measures



Integrating Teachers and Students

Ambitious Instruction

Mostly Student Measures

Effective Leaders

All Teacher Measures



Integrating Teachers and Students

Ambitious Instruction

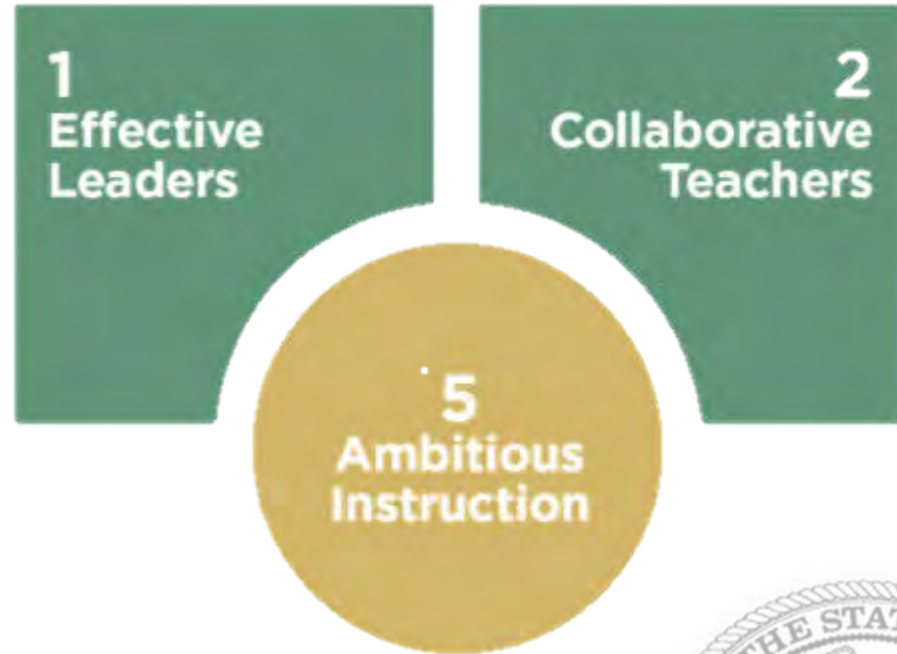
Mostly Student Measures

Effective Leaders

All Teacher Measures

Collaborative Teachers

All Teacher Measures



Integrating Teachers and Students

Ambitious Instruction

Mostly Student Measures

Effective Leaders

All Teacher Measures

Collaborative Teachers

All Teacher Measures

Involved Families

Mostly Teacher Measures



Integrating Teachers and Students

Ambitious Instruction

Mostly Student Measures

Effective Leaders

All Teacher Measures

Collaborative Teachers

All Teacher Measures

Involved Families

Mostly Teacher Measures

Supportive Environment

Mostly Student Measures



Demo of 5Essentials Report

<https://demo.5-essentials.org>



Poll Question # 2

Which of the 5Essentials do you expect your school(s) will be strongest in? (select one)

Effective leaders

Collaborative teachers

Involved families

Supportive environment

Ambitious instruction



Poll Question # 3


Which of the 5Essentials are you most concerned about for your school? (select one)

- Effective leaders
- Collaborative teachers
- Involved families
- Supportive environment
- Ambitious instruction



Why are we doing this?

The survey <u>will</u> be used by ISBE for:	The survey <u>may</u> be used by districts for:	The survey <u>will not</u> be used for:
School improvement planning	Principal evaluation (guidelines will be established for appropriate use of survey data as a component in evaluation)	Identifying respondents (responses are completely anonymous)
Providing a more robust picture of school performance on report card beyond test scores	Accountability	Personnel decisions



Why are we doing this?

Recent Reform Legislation

- **PERA** requires “(o)ne or more instruments to provide feedback to principals on the instructional environment within a school.”
- **Senate Bill 7** requires “...an instrument to provide feedback from, at a minimum, students in grades 6 through 12 and teachers on the instructional environment within a school...”
- **Revised report card statute** requires “2 or more indicators from any school climate survey developed by the State”



Illinois 5Essentials Survey 2012-13 Timeline

Organizing Schools for Improvement

- Outreach: October- January 2013
 - Email, Postal mail
 - Webinars, Trainings
 - Direct calls
- Survey Administration: February-March 2013
 - Online surveys
 - Students in grades 6-12
 - All teachers
 - Parents/community members
 - On-going outreach + web-support + telephone support
- Scoring: April-May 2013
- Reporting: June 2013
 - Principals and districts
- Reporting: October 2013
 - State Report Card



Webinar Series

- Live webinars held weekly, beginning Oct. 24
- Announcement and registration information to be sent week of October 15
- Full webinar schedule will soon be available on the Illinois 5E website

Video Tutorial

- Demo of the 5Essentials School Report
- Available via the Illinois 5E website in January
 - Announcements will be sent



Regional Trainings

- 3 target areas in state:
 - Southern, Central, Northern
- In person, open to district and school administrators
- To be held in January
- Details and registration information to come



What You Need to Know: Recap

- **Illinois 5Essentials Survey**
 - Research-based instrument provides quality data for understanding schools
 - Student, teacher, and parent surveys give voice to stakeholders
 - Robust public reporting tool and state report card make the data public
- **Online Survey Administration in All Schools THIS SPRING**
 - February – March
 - All teachers
 - Students in grades 6-12
 - Parents optional
- **Additional Info Coming Soon**
 - Webinars
 - Survey manual
 - Communications packet



Questions?

Survey feedback link:

<http://www.surveymonkey.com/s/JJQ8TGD>

Short link:

<http://is.gd/IRzHHh>



5Essentials

<https://illinois.5-essentials.org>