Graduation Rate (Composite)

Accountability for Success: Measure by Measure

ILLINOIS STATE BOARD OF EDUCATION

Graduation Rate Definition

- Measures the percentage of an adjusted cohort earning a regular high school diploma
- Uses four-, five-, and six-year adjusted cohort graduation rates
- Combines three cohort rates into one weighted result
- Applies only to the high school accountability band

ILLINOIS STATE BOARD OF EDUCATION

Finding Graduation Rate Data in SIS

- Select **Reports** from the left navigation bar
- Open **State Reporting**, then the **Report Card and Accountability Reports** subheading
- Use the **Adjusted Cohort Graduation Rate Summary report** to find applicable 4-year, 5-year, and 6-year graduation rates

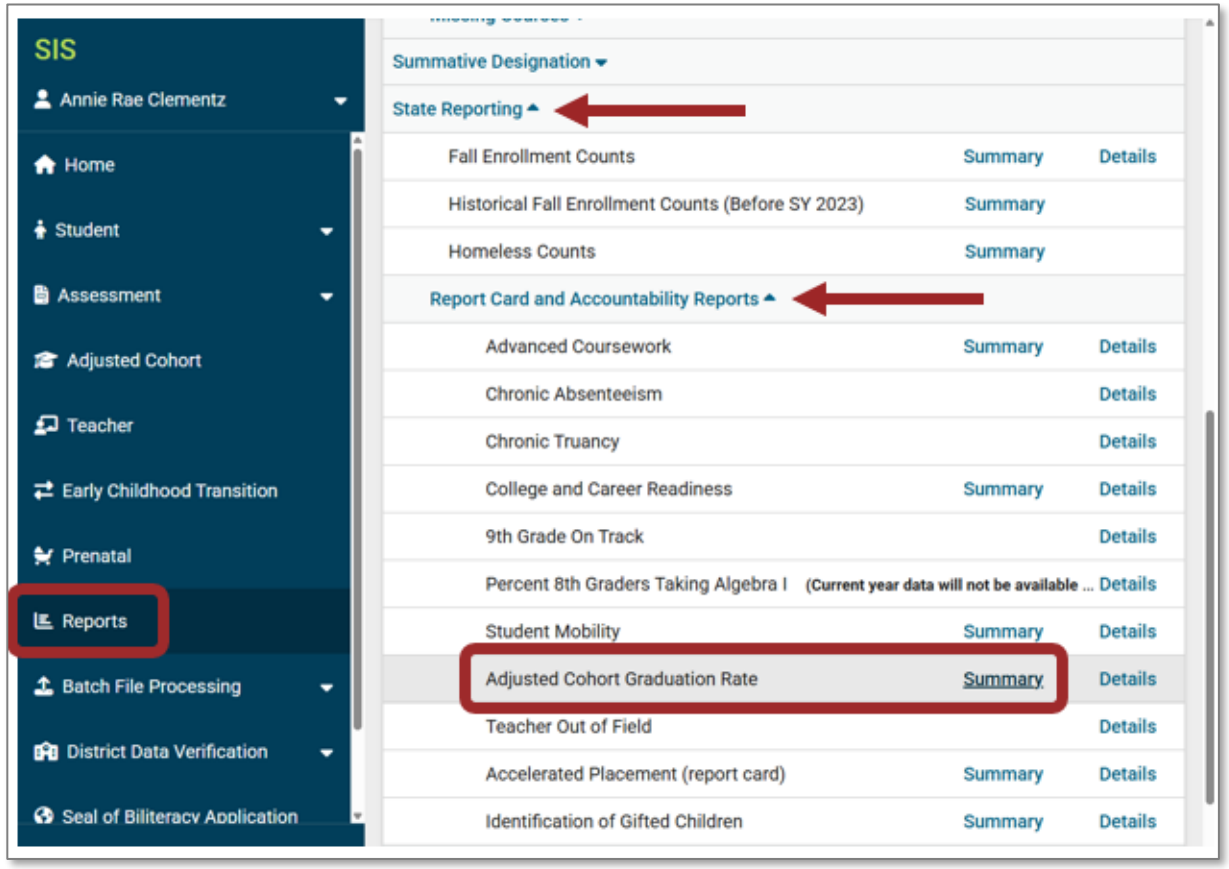

ILLINOIS STATE BOARD OF EDUCATION

SIS Data Reports – Graduation Rate Settings

- Select the **Reporting School Year**
- Select the desired **cohort**
- Select the desired **school**
- **Adjust** the demographic filters to the desired **student group**
  - If all options are **left as default**, the group is the “All Students” group.
  - The options act as filters.
  - **Choose/change one option at a time** for accountability groups
- Choose the report output
  - **PDF** is best
- Click the **Create Report** button

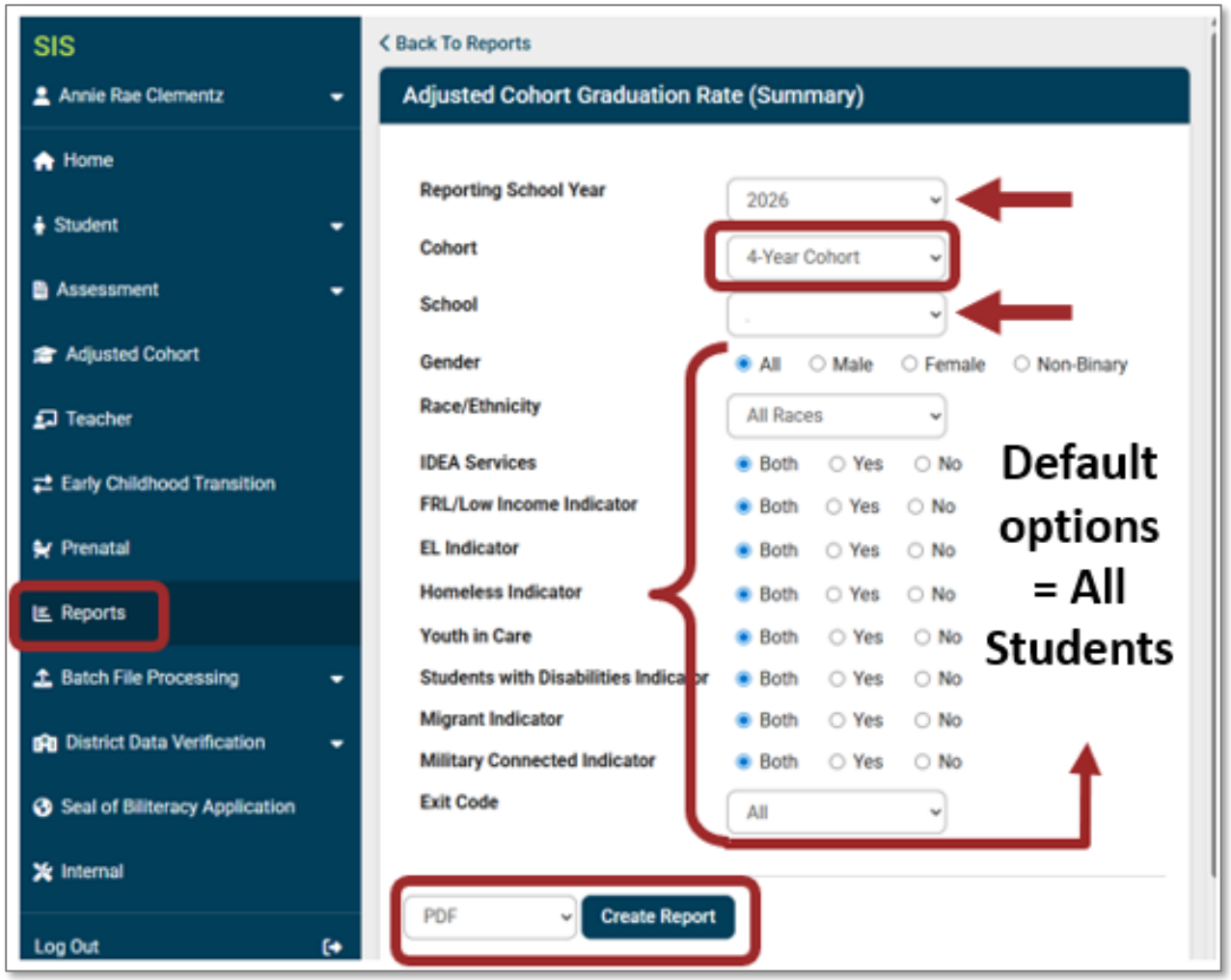

ILLINOIS STATE BOARD OF EDUCATION

SIS Data Reports – Graduation Rate Data

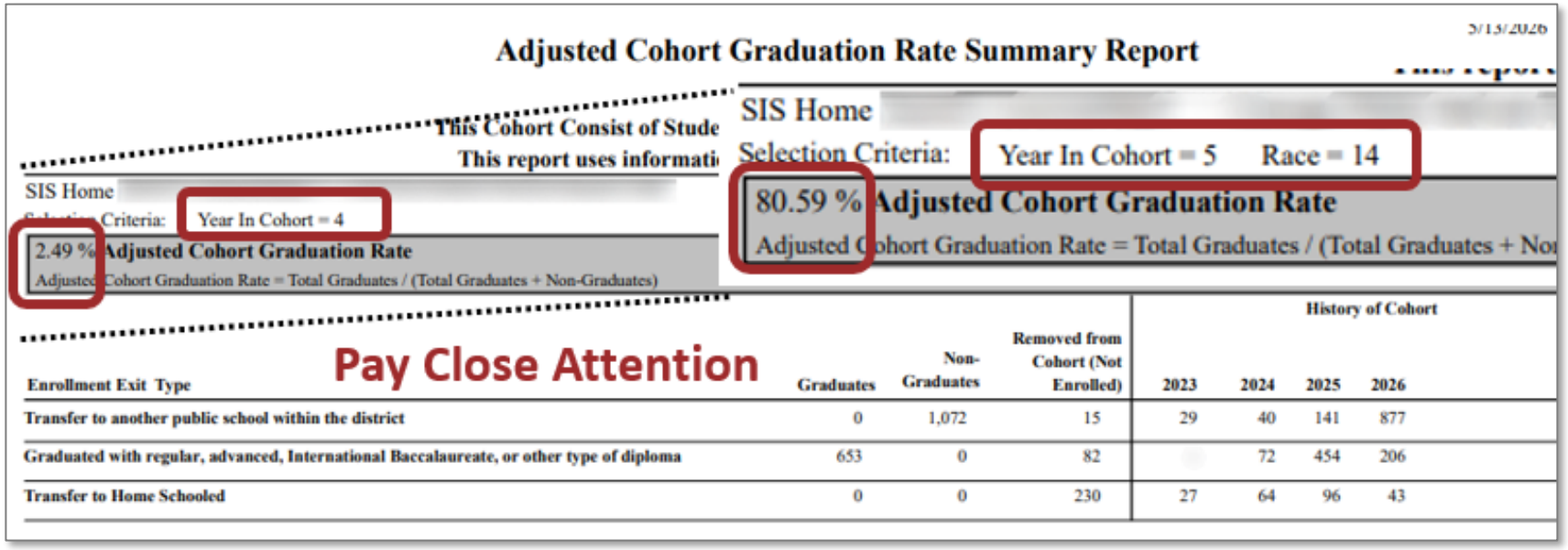

Adjusted Cohort Graduation Rate Summary Report

SIS Home

Selection Criteria: Year In Cohort = 5 Race = 14

80.59 % Adjusted Cohort Graduation Rate

Adjusted Cohort Graduation Rate = Total Graduates / (Total Graduates + Non

This Cohort Consist of Stude

This report uses informati

SIS Home

Selection Criteria: Year In Cohort = 4

2.49 % Adjusted Cohort Graduation Rate

Adjusted Cohort Graduation Rate = Total Graduates / (Total Graduates + Non-Graduates)

Pay Close Attention

Enrollment Exit Type	Graduates	Non-Graduates	Removed from Cohort (Not Enrolled)	History of Cohort 2023	2024	2025	2026
Transfer to another public school within the district	0	1,072	15	29	40	141	877
Graduated with regular, advanced, International Baccalaureate, or other type of diploma	653	0	82		72	454	206
Transfer to Home Schooled	0	0	230	27	64	96	43

- All data needed is in the upper-left corner of the report.
- Pay close attention to the Selection Criteria.
  - Losing track of the displayed data is common as visual cues change little.
- Why is the 4-year graduation rate so low?
  - Enrollments have not yet been exited for SY 2026.

ILLINOIS STATE BOARD OF EDUCATION

SIS Graduation Rate (Details) Report Data

5/6/2024 7:46 am

Adjusted Cohort Graduation Rate Detail Report

School Year 2023

This Cohort Consist of Students Whose 1st Year in 9th Grade Was School Year 2020

SIS Home District:

Selection Criteria: Year In Cohort = 4 Sorted By: Student Name

All name, gender, and student ID data is fake

Graduated

Graduated with regular, advanced, International Baccalaureate, or other type of diploma

Student ID	Name	Gender	Race	1st School Year In 9th Grade	9th Grade Home RCDTS	EL	IDEA Services	FRL	Last Exited Enrollment in SIS: Grade	School Year	Home RCDTS	Serving RCDTS
859534306	ANDERSEN, LOREN	F	13	2020	123456789101234	0	0	0	12	2023	123456789101234	123456789101234
628252339	BALDWIN, KARIN	M	13	2020	123456789101236	1	1	0	12	2023	123456789101234	123456789101236
162446294	BISHOP, LUPE	F	16	2020	123456789101234	0	0	0	12	2023	123456789101234	123456789101234
937894221	BROCK, JAIME	F	16	2020	123456789101235	0	0	0	12	2023	123456789101234	123456789103001
597988954	COON, LOUIS	F	16	2020	123456789101236	0	0	0	12	2023	123456789101234	123456789101236
229214757	COPELAND, BUDDY	M	16	2020	123456789101234	0	0	0	12	2023	123456789101234	123456789101234
982014476	CUMMINS, TONY	M	16	2020	123456789101234	0	0	0	12	2023	123456789101234	123456789101234
[illegible]	[illegible]	M	16	2020		1	0	0	12	2023		

Graduation credit is assigned to the home school on the enrollment exited with code 06 (Graduated). The same assignment logic applies to other exit codes.

ILLINOIS STATE BOARD OF EDUCATION

How Is an Adjusted Graduation Cohort Built?

- Build the cohort:
  - Begin with all students entering Grade 9 for the first time in a given academic year
  - Add qualifying students who transfer into the cohort
  - Remove only qualifying transfers out and other documented cohort-removing exits
  - Divide the number of graduates by the adjusted cohort denominator, then multiply by 100
- **Note**: This indicator **does not** follow the 134 calendar-day rule.

ILLINOIS STATE BOARD OF EDUCATION

Exit Codes That Remove Students From Your Cohort

Code	Meaning
02	Transfer to another public school ***within the district***
03	Transfer to Home Schooled
04	Transfer to Private School
07	Death
18	Moved out of the United States
19	Transfer to a public school district out of Illinois
20	Transfer to another public school district in Illinois

These codes remove a student from your cohort, but they remain in the Adjusted Cohort Graduation Rate Details Report that was featured earlier.

ILLINOIS STATE BOARD OF EDUCATION

Exit Codes Where the Student Remains in the Cohort as a Nongraduate

Code	Meaning
05	Promotion
08	Expulsion
09	Dropped Out
10	Transfer to GED Program
11	Moved, not known to be continuing
12	Retained in same grade or demoted to a lower grade
14	Aged Out

Code	Meaning
15	Certificate of Completion
16	Victim of a Violent Crime
17	Change in Serving School or Percent of Day Attended (PDA)

ILLINOIS STATE BOARD OF EDUCATION

Graduate and Erroneous Exit Codes

Code	Meaning
06	**Graduated with regular, advanced, International Baccalaureate, or other type of diploma**
99	Erroneous enrollment

ONLY USE CODE 06 when a student truly has been **issued a regular high school diploma.**

This ends their eligibility for regular and special education services.

No further enrollments may be added.

ILLINOIS STATE BOARD OF EDUCATION

Frequently Asked Question

If a student with an IEP is continuing to a "transition" type program after they have completed four years of high school, how should this be coded in SIS and I-Star to ensure the coding demonstrates the student is continuing with programming?

- A student who continues to receive transition services after four years of high school has not yet graduated.
- The student should continue to be enrolled in SIS and coded as retained for each year that services continue.
- I-STAR does not have a separate Educational Environmental Code for transition programs.

ILLINOIS STATE BOARD OF EDUCATION

When Local and Adjusted Rates Differ

- Start with the denominator
  - Local calculations may exclude students who remain in the adjusted cohort
  - In rare cases, a student may be assigned to the wrong ninth-grade cohort
- Use the Adjusted Cohort Graduation Rate Details Report to review the students included and their status

ILLINOIS STATE BOARD OF EDUCATION

Three Cohorts Feed the Graduation Composite

- Four-year rate
  - Most recent graduating cohort
- Five-year rate
  - Cohort immediately preceding the four-year cohort
- Six-year rate
  - Cohort immediately preceding the five-year cohort
- Each rate represents a different Grade 9-entry cohort

ILLINOIS STATE BOARD OF EDUCATION

Calculating the Composite Graduation Rate

(Four-year rate × 0.60)

+

(Five-year rate × 0.30)

+

(Six-year rate × 0.10)

Include only adjusted cohorts with at least 20 students

ILLINOIS STATE BOARD OF EDUCATION

Worked Example: Building One Graduation Rate Result

Cohort Year	Four-year	+	Five-year	+	Six-year	=	Composite
Rate	90.7%		99.0%		95.1%		
Weight	x60%		x30%		x10%		
Contribution	**54.42**	+	**29.7**	+	**9.51**	=	**93.63%**

ILLINOIS STATE BOARD OF EDUCATION

Graduation Rate (Composite) Performance Criteria

Performance level	Criteria
Exemplary	≥ 93
Approaching Exemplary	≥ 88 < 93
Commendable	≥ 80 < 88
Developing	≥ 67 < 80
Comprehensive	< 67
Automatic Comprehensive*	< 66.67

◀ **93.63%**

*Note: This slide is animated. Positioning reflects starting point and ends at Exemplary.

ILLINOIS STATE BOARD OF EDUCATION

Graduation Rate: Essential Takeaways

- Begins with adjusted graduation cohorts
- Uses documented exits to determine cohort membership and outcomes
  - This indicator does not follow the 134 calendar-day rule.
  - A student is credited to the home school from which they graduate.
- Combines rates from three different cohorts
- Weights four-, five-, and six-year rates at 60%–30%–10%
- Maps the composite directly to a performance level

ILLINOIS STATE BOARD OF EDUCATION