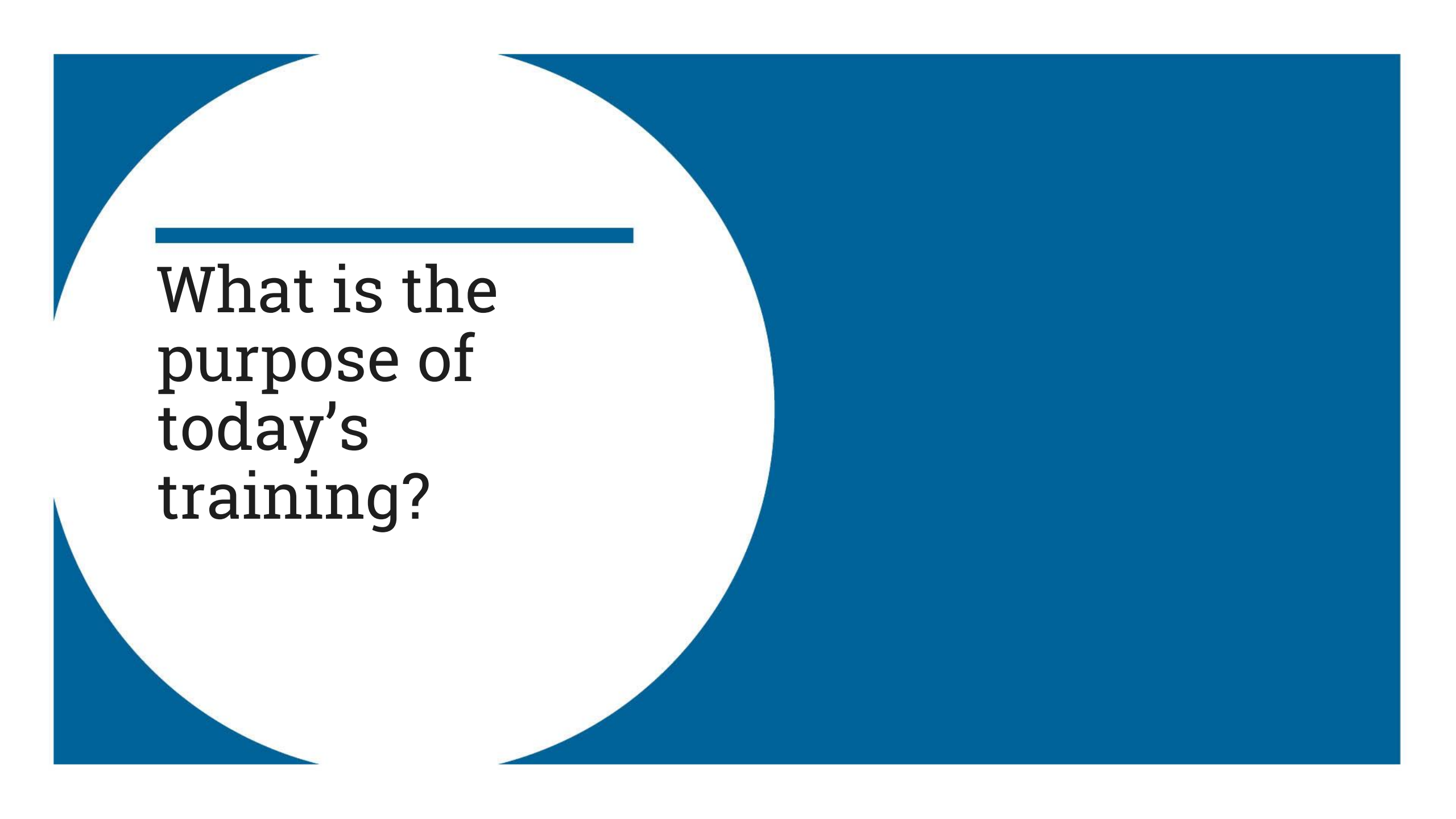


# Accessing the AP Potential Tool







---

What is the  
purpose of  
today's  
training?



---

# What is AP Potential?

AP Potential is a free, Web-based tool that allows schools to generate rosters of students who are likely to score a 3 or higher on a given AP<sup>®</sup> Exam based on their performance on the PSAT/NMSQT<sup>®</sup>, PSAT<sup>™</sup> 8/9, PSAT<sup>™</sup> 10, or SAT<sup>®</sup>.



---

## AP Potential: The Basics

---

*AP Potential allows your school or district to:*

- *Support access to AP for all academically prepared students*
- *Develop a robust AP program by identifying new course offerings*
- *Increase the number of sections of AP courses already offered*
- *Reduce time to recruit new AP students*



# AP Potential: The Basics

*AP Potential uses scores from the PSAT/NMSQT®, PSAT™ 8/9, PSAT™ 10, or SAT® to provide predictions for AP® Exams.*

*AP Potential identifies students who are likely to succeed in AP courses and on AP® Exams. Students with AP Potential for a particular AP course have a 60% chance or greater of earning a 3 or better on that exam.*

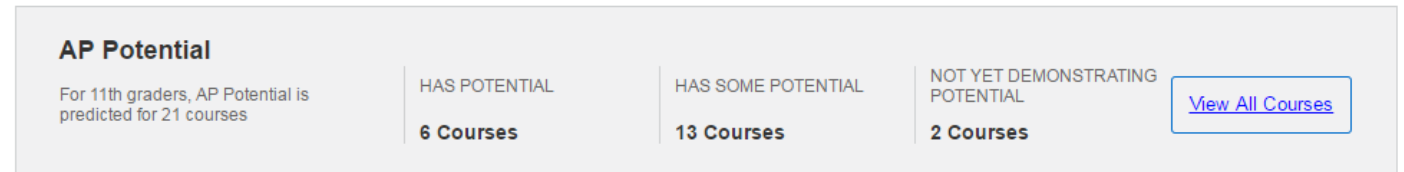
*Students are able to see their AP Potential in their College Board accounts*

- Students taking the PSAT™ 8/9 can only see their AP Potential for AP World History and AP European History, the two AP courses most often offered to 10th-graders*



# Students Know Their AP Potential

*A student's AP Potential is updated each time a student participates in a PSAT™ -related or SAT® assessment.*



**Student Score Reports**[Dashboard](#)[My Score Reports](#)[AP Potential](#)[Popular Tools](#)[End Demo](#)[? Help](#)

## AP Potential for SAT with Essay

### Explore AP

Taking an exam in the SAT Suite of Assessments also measures your potential for Advanced Placement® (AP for short). So, what is AP? It's a program that gives students like you the opportunity to take college-level courses and potentially earn college credit while still in high school. AP offers 38 courses in a wide variety of subjects from computer science and physics to U.S. history and psychology.

Scroll down to see a list of AP courses you might do well in based on your test scores. To see the full list of courses and descriptions, visit [exploreap.org](#), and remember to ask your counselor about which courses are available at your school. Don't see any AP courses listed below? Try [linking your scores](#) here or contact Customer Service at 866-756-7346 for assistance.

### College, Here You Come

Taking challenging courses like AP is one of the best ways to prepare for college. AP courses can help you stand out in college admission, earn college credit, skip introductory classes, and build college skills and confidence—setting you up for success in college and beyond.

[View all AP Courses](#)

### AP Potential™ Key

**●●●● Potential**  
Your scores show that you have the potential for success in this course. Speak with your teachers or school counselor to see if you've taken the appropriate prerequisite courses and find out how you can enroll.

**●●●○ Some Potential**  
Your scores show that you have some potential for success in this AP course. Having interest in the course subject as well as dedication to working hard will increase your chances for success. Speak with your teachers or school counselor to see if you've taken the appropriate prerequisite courses and find out how you can enroll.

**●○○○ Potential Not Yet Indicated**  
Your scores show that you may need more preparation and support to be successful in this course. Share your goals and interests with your teachers and school counselor, and learn which high school courses can prepare you for AP courses in the future. If you're already taking an AP course, you can still succeed through hard work and motivation. Talk to your teachers regularly so they can support you.



# The AP Potential Tool for Educators

*Educators can view AP Potential for all students under 'My Tools and Services' in their College Board account.*



## My College Board Professional Account

### My Tools And Services

Tool or Service	My Role	Expires* ?	Manage Access
<a href="#">AP Potential™ ▶</a>	AP Potential Region	31-Dec-2018	<a href="#">edit</a>
<a href="#">AP® Online Reports ▶</a>	OSR Regional Staff	24-Jun-2018	<a href="#">edit</a>
<a href="#">AP® Teacher Community ▶</a>	N/A	N/A	
<a href="#">K-12 Assessment Reporting ▶</a>	multiple roles	multiple dates	<a href="#">edit</a>
<a href="#">Test Ordering ▶</a>	multiple roles	multiple dates	<a href="#">edit</a>
<a href="#">College Board Institutional Ordering ▶</a>	N/A	N/A	
<a href="#">Managing Access to support K-12 Assessment Reporting ▶</a>	multiple roles	multiple dates	<a href="#">edit</a>
<a href="#">Test Administration Training for the SAT Suite of Assessments ▶</a>	N/A	N/A	



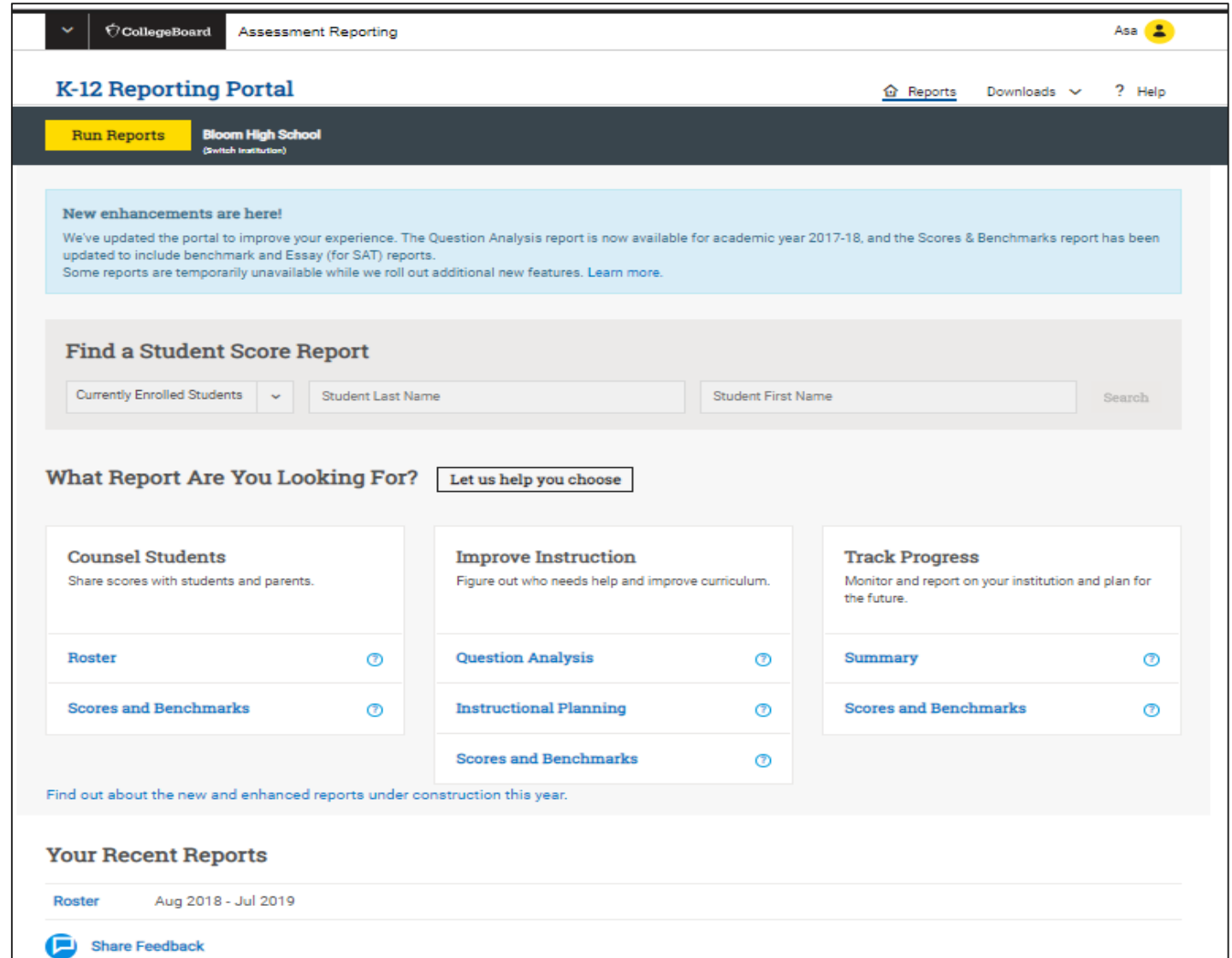
# The AP Potential Tool for Educators

*Prerequisites for accessing the AP Potential Tool*

*The AP Potential Access code and link are available in the K-12 Assessment Reporting Portal -*

[k12reports.collegeboard.org](https://k12reports.collegeboard.org)

1. *Run the “Roster Report”*
2. *Select the “See Detailed Roster Report” option.*



The screenshot shows the K-12 Reporting Portal interface. At the top, there's a navigation bar with the CollegeBoard logo, 'Assessment Reporting', and a user profile 'Asa'. Below this is a header for 'K-12 Reporting Portal' with links for 'Reports', 'Downloads', and 'Help'. A dark bar contains a yellow 'Run Reports' button and the school name 'Bloom High School (Switch Institution)'. A light blue announcement box states: 'New enhancements are here! We've updated the portal to improve your experience. The Question Analysis report is now available for academic year 2017-18, and the Scores & Benchmarks report has been updated to include benchmark and Essay (for SAT) reports. Some reports are temporarily unavailable while we roll out additional new features. [Learn more.](#)' Below this is a 'Find a Student Score Report' section with a dropdown for 'Currently Enrolled Students', input fields for 'Student Last Name' and 'Student First Name', and a 'Search' button. A section titled 'What Report Are You Looking For?' includes a button 'Let us help you choose' and three columns of report categories: 'Counsel Students' (Roster, Scores and Benchmarks), 'Improve Instruction' (Question Analysis, Instructional Planning, Scores and Benchmarks), and 'Track Progress' (Summary, Scores and Benchmarks). Each category has a brief description and a help icon. At the bottom, there's a 'Your Recent Reports' section showing a 'Roster' report for 'Aug 2018 - Jul 2019' and a 'Share Feedback' button.



# The AP Potential Tool for Educators

*Prerequisites for accessing the AP Potential Tool*

*The AP Potential Access code and link are available in the K-12 Assessment Reporting Portal - [k12reports.collegeboard.org](https://k12reports.collegeboard.org)*

- 1. Run the "Roster Report"*
- 2. Select the "See Detailed Roster Report" option.*
- 3. The access code will appear in the upper right-hand side.*
- 4. Click AP Potential Tool link and when prompted, enter your school information and activate the access code.*



47 Test Taker(s)

This School's AP Potential Access Code: A2C4F6

## SAT (Aug 2018 - Jul 2019) Detailed Roster

 Roster Report Filters

AP Potential Tool


E

Registration Report / Admission Tickets

Score Reports / Labels Printing

Student Name / Student ID 

 Admission Tickets from Selected

							
<input type="checkbox"/> All	Student Name	Student ID	Date of Birth	Grade	Assessment	Administration	Registration Date



# The AP Potential Tool for Educators

## Step 1: Select Administration Year Choose Your Student Roster Type

### Step 1 of 4: Select Administration Year

You can generate rosters of students based on the current or prior years' exam results.

Select the administration, year, and exam for which you would like to generate a roster:

- ☐ 2015 PSAT/NMSQT Administration
- ☐ 2016 PSAT/NMSQT Administration
- ☒ 2017 PSAT/NMSQT Administration
- ☐ 2016 PSAT10 Administration
- ☐ 2017 PSAT10 Administration
- ☐ 2018 PSAT10 Administration
- ☐ 2015 Fall PSAT 8/9 Administration
- ☐ 2016 Spring PSAT 8/9 Administration
- ☐ 2016 Fall PSAT 8/9 Administration
- ☐ 2017 Spring PSAT 8/9 Administration
- ☐ 2017 Fall PSAT 8/9 Administration
- ☐ 2018 Spring PSAT 8/9 Administration
- ☐ 2016 Spring SAT Administrations
- ☐ 2016-17 SAT Administrations
- ☐ 2017-18 SAT Administrations
- ☐ 2018-19 SAT Administrations

Next

### Choose Your Student Roster Type

At this point, you can continue to generate a student roster on your own:

Continue to generate a student roster manually

OR

You can generate a student roster using one of the following options:

Identify 10th and 11th grade students with potential to succeed in existing AP courses offered at your school

Identify 10th and 11th grade students with potential to succeed in AP courses not offered at your school



# The AP Potential Tool for Educators

*AP Potential is no longer reported for Calculus BC or for Physics 2.*

*AP Potential is not yet available for Computer Science Principles, Seminar, or Research.*

**AP Central**    Home    About AP    AP Courses & Exams    AP Scores

**Explore by Course**

<https://apcentral.collegeboard.org/courses>

## Step 2: Select Subjects

### Step 2 of 4: Select Subjects

Next, select one or more subjects for which you would like to generate rosters. The most common selection criteria are courses that you currently offer or courses that you are interested in offering.

☐ Select All Subjects

<input type="checkbox"/> Art History	<input type="checkbox"/> Human Geography
<input type="checkbox"/> Biology	<input type="checkbox"/> Macroeconomics
<input type="checkbox"/> Calculus AB*	<input type="checkbox"/> Microeconomics
<input type="checkbox"/> Chemistry	<input type="checkbox"/> Music Theory
<input type="checkbox"/> Computer Science A	<input type="checkbox"/> Physics 1*
<input type="checkbox"/> English Language	<input type="checkbox"/> Physics C: Elec. & Mag.
<input type="checkbox"/> English Literature	<input type="checkbox"/> Physics C: Mechanics
<input type="checkbox"/> Environmental Science	<input type="checkbox"/> Psychology
<input type="checkbox"/> European History	<input type="checkbox"/> Statistics
<input type="checkbox"/> Gov't & Politics: Comp.	<input type="checkbox"/> U.S. History
<input type="checkbox"/> Gov't & Politics: U.S.	<input type="checkbox"/> World History

**Next**



# The AP Potential Tool for Educators

## Step 3: Select Pool & Define the Pool of Students

### Step 3 of 4: Select Pool



#### Choose Grade Level

[Print This Page](#)

Next, choose the grade level(s) of the students you wish to include in your rosters.

☐ Some students in your test-taker population may be in grades that are not included in the statistical calculations of AP Potential for one or more subjects that you've selected. To view a list of students in these grades, you must first acknowledge that including these students in your AP Potential rosters is generally not recommended. If you choose to use these data as a preliminary, first-step in identifying potential AP students, be sure to combine this information with other indicators of potential from your school or district.

☐ All Grades (1000 total test takers in all grade levels)

☐ 8th Grade (0 test takers in this grade level)

☐ 9th Grade (535 test takers in this grade level)

☒ 10th Grade (457 test takers in this grade level)

☐ 11th Grade (0 test takers in this grade level)

☐ 12th Grade (0 test takers in this grade level)

Define Pool	Subject	2018 Potential AP Students	2017 AP Students	
			Exam Takers	Exams 3 or Higher
60 ▼	Art History	89	0	0
60 ▼	Biology	131	0	0
60 ▼	Calculus AB	245	0	0
60 ▼	Chemistry	97	0	0
60 ▼	Comparative Government & Politics	165	0	0
60 ▼	Computer Science A	131	0	0
60 ▼	English Language	224	0	0
60 ▼	English Literature	89	0	0
60 ▼	Environmental Science	231	0	0
60 ▼	European History	342	0	0
60 ▼	Human Geography	311	0	0
60 ▼	Macroeconomics	97	0	0
60 ▼	Microeconomics	189	0	0
60 ▼	Music Theory	174	0	0
60 ▼	Physics 1	50	0	0
60 ▼	Physics C: Electricity & Magnetism	50	0	0



# The AP Potential Tool for Educators

## Step 4: Student Roster

- The roster may be downloaded to a CSV file.

### Step 4 of 4: Student Roster



#### 2017 PSAT/NMSQT Administration

[Print This Page](#) 

#### Using this Roster

The following roster includes students identified based on your selections. A 'Y' indicates the student is in the pool you defined for that subject. Click on the student's name to view student details, including gender, ethnicity, and a view of which pool the student falls into for each subject you have selected. Click on the subject name in the column heading to see an isolated view of the students in your roster who fall within the pool that you have defined for the selected subject, along with select demographic information.

If the number of students you are seeing doesn't fit your needs, you can click on 'Select Pool' in the menu on the left and adjust the pool level for one or more of the subjects you've selected. By default, the pool is defined at 60% for all subjects.

Please note that AP Potential does not indicate that students should move directly into AP without taking prerequisites.

#### Export Data

You can capture this roster electronically, in CSV format, by clicking 'Export to CSV' in the table below. This file does not contain exam score data, though it does contain other confidential student data such as name, address, date of birth, ethnicity and gender.

#### Sample Letters to Parents

Use our sample letter to encourage AP enrollment. Remember that AP Potential is not an official score reporting service; you should not include exam scores in these letters.

Show  students

Showing 1 to 50 of 377 students

Student	Grade	Student ID	Art History
			60
AALIYAH, A	10th Grade	12346186	Y
AALIYAH, A	10th Grade	12346186	Y
AALIYAH, A	10th Grade	12346186	Y
AARON, A	10th Grade	12346146	
AARON, A	10th Grade	12346146	
AARON, A	10th Grade	12346146	



# The AP Potential Tool for Educators

- **Step 5: Review the roster**
- Export the roster to csv to filter columns

Show  students Showing 1 to 50 of 377 students [Export to CSV](#)

Student	Grade	Student ID	Art History	Biology	Calculus AB
			60	60	60
AALIYAH, A	10th Grade	12346186	Y		Y
AALIYAH, A	10th Grade	12346186	Y		Y
AALIYAH, A	10th Grade	12346186	Y		Y
AARON, A	10th Grade	12346146		Y	Y
AARON, A	10th Grade	12346146		Y	Y
AARON, A	10th Grade	12346146		Y	Y

## Step 6: Generate Letters

- Letters are available in English and Spanish.
- Letters for students and parents may be generated using a mail merge feature

### Generate Letters to Parents/Guardians

Click below to create a mail merge of letters you can send to parents/guardians and students, based upon the student roster you generated. Send these letters to inform families of their child's potential to succeed in specific AP courses. The letters are generated only for AP courses for which students have the level of AP Potential you selected.

[Go Back to Results](#)

**Customize and generate your letters in 3 easy steps:**

**1. Enter the contact information for the staff member that students can contact to learn more information about Advanced Placement:**

enter contact name and info

ex: Jane Doe at 301-555-1212, or Jane Doe at janedoe@example.com

**2. Enter the name for the signature line on the letters:**

enter signature line name

ex: Jane Doe

**3. Generate Letters to Parents/Guardians:** [English](#) or [Spanish](#)



# The AP Potential Tool for Educators

## Step 7: Student Detail

- Select a student to view more details about that student's performance

### Student Detail

**AARON, AARON**

**N/A**

**DOB:** 05/10/2000

**SID:** 12346146

**Ethnicity:** Hispanic or Latino (including Spanish origin)

**Current Grade:**  
**10th Grade**

**Gender:** Male

### 2017 PSAT/NMSQT

	Reading Test Score	Math Test Score	Writing & Language Test Score:	Total Score
October	28	35	31	1290
October	28	35	31	1290
October	28	35	31	1290

Subject	Selected Pool Criteria	Meets Criteria	Percent of students with the same score who received AP grade of 3 or above
Art History	60		50
Biology	60	Y	60
Calculus AB	60	Y	80
Chemistry	60	Y	60
Comparative Government & Politics	60	Y	70
Computer Science A	60	Y	60
English Language	60	Y	80
English Literature	60		50



# The AP Potential Tool for Educators

[View additional webinars and practice with a demo account.](#)


Data, Reports & Research > Reports > AP Potential™ > AP Potential Demos and Webinars

<a href="#">AP Potential™</a>	<a href="#">PSAT/NMSQT® SOAS</a>	<a href="#">State Agency Reports</a>	<a href="#">Public Reports/Resources</a>
-------------------------------	----------------------------------	--------------------------------------	--

## AP Potential

- [Home](#)
- [Score Correlations](#)
- [Expectancy Tables](#)
- [Demos and Webinars](#)
- [Help](#)

## AP Potential™ Demos and Webinars



Open the world of AP® to academically qualified students who may otherwise be overlooked. AP Potential is a free, Web-based tool that can help schools, districts, and states develop robust AP programs by using PSAT/NMSQT® score data to identify students with the potential to succeed in AP.

AP Potential will allow your school or district to:

- Support access to AP for all academically prepared students
- Develop robust AP programs by identifying whether a school should expand its course offerings and/or increase the number of sections of AP courses already offered
- Reduce time to recruit new AP students
- Meet college and career readiness accountability measures



---

# Next Steps & Reminders

**AP Potential is one of many tools educators can use to help students with academic planning and course selection.**

---

## Next Steps:

- *Send letters to parents.*
- *Conduct AP course information sessions for students/parents.*
- *Have students explore their AP Potential through their College Board account.*

## Reminders:

- *AP Potential access codes are emailed to the AP Coordinator.*
- *Retrieve the AP Potential access code from the Roster Report within the K-12 Assessment Reporting Portal with the 'Detail' role.*
- *Adjust the AP Potential percentage to fit your school's context.*
- *Create and filter rosters to meet the needs of your school.*



The logo features a large white circle on a blue background. The text "Official SAT Practice on Khan Academy" is centered within the circle. A horizontal blue line is positioned above the text. The background is a solid blue color, and the circle is white, creating a high-contrast design.

Official SAT<sup>®</sup>  
Practice on  
Khan Academy<sup>®</sup>





# TIFFANY'S PATH TO SUCCESS



## SEND SCORE DATA



COLLEGE  
BOARD

KHAN  
ACADEMY

## PERSONALIZED LEARNING ROAD MAP



## OFFICIAL SAT® PRACTICE TESTS

WITH SCORING  
FOR PAPER  
& PENCIL

POWERED BY SCHOOLS,  
EDUCATORS, COMMUNITY GROUPS

## CONTINUOUS PRACTICE



# SUCCESS!





---

# Linking College Board and Khan Academy® Accounts




---

# Why Link Khan Academy® and College Board Accounts

- **Personalize student practice:** *Practice recommendations on Khan Academy is based on a student's SAT®, PSAT/NMSQT®, PSAT™ 10, and PSAT™ 8/9 results.*
- **Customize practice and recommendations:** *Khan Academy will continue to refine individualized practice based on results from the SAT®, PSAT/NMSQT®, PSAT™ 10, and PSAT™ 8/9.*
- **Jump right into practice and get personalized recommendations:** *No additional diagnostic quizzes are needed.*



# Begin at [satpractice.org](https://satpractice.org)



The screenshot shows a web browser window with the URL <https://www.khanacademy.org/sat>. The page header includes the Khan Academy logo, a "Subjects" dropdown menu, and "Log in" and "Sign up" buttons. Below the header, it says "A college readiness partnership" between CollegeBoard and Khan Academy. The main heading is "Official SAT® Practice" with a "NEW!" badge. A large light blue box contains the text "For the first time ever. For you. For free." followed by a list of four bullet points: "✓ Get to know the redesigned SAT (March 2016)", "✓ See personalized practice recommendations", "✓ Stay on top of important SAT dates and news", and "✓ Practice anytime, anywhere, at no cost". To the right of the list is an illustration of a stack of books, a laptop with a tree icon, and a pencil. At the bottom of the light blue box is a green button that says "Check it out now" and the text "Or tell a student, parent, or educator you know!". Below this are social media icons for Twitter, Facebook, Google+, and Email. An orange triangle points to the "Check it out now" button.

Official SAT® Practice | Khan Academy

<https://www.khanacademy.org/sat>

KHANACADEMY Subjects Log in Sign up

A college readiness partnership  
CollegeBoard + KHANACADEMY

## Official SAT® Practice NEW!

For the first time ever. For you. For free.

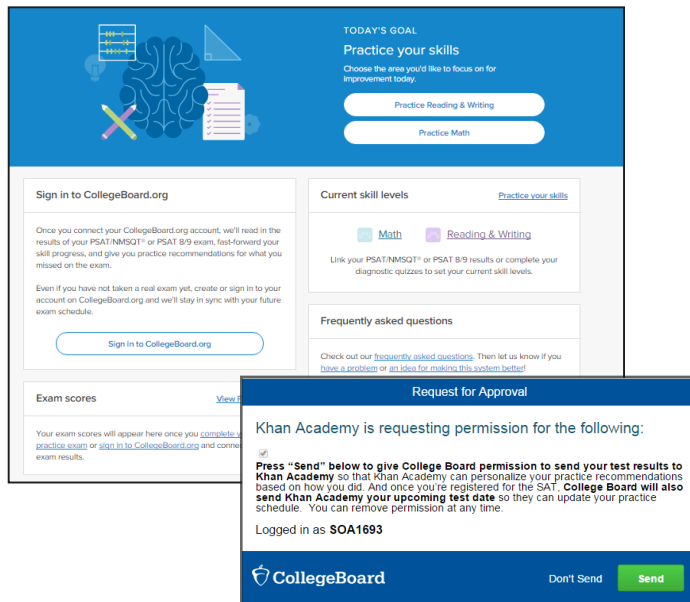
- ✓ Get to know the redesigned SAT (March 2016)
- ✓ See personalized practice recommendations
- ✓ Stay on top of important SAT dates and news
- ✓ Practice anytime, anywhere, at no cost

Check it out now Or tell a student, parent, or educator you know!

[Twitter](#) [Facebook](#) [Google+](#) [Email](#)



# Steps to Link College Board and Khan Academy® Accounts



## Step 1

Sign in or create a Khan Academy account at [satpractice.org](https://satpractice.org).

## Step 2

When prompted, students agree to link their Khan Academy and College Board accounts.

## Step 3

Students sign in or create a College Board account.

## Step 4

Students should verify that scores from their most recent PSAT-related or SAT® assessment are visible in their College Board account. When prompted, students click “Send” to authorize the account linking.

## Step 5

Students start practicing on Official SAT® Practice on Khan Academy!



---

## Steps to Link College Board and Khan Academy® Accounts

---

*Students may be prompted to use the matching tool to address these common issues:*

- *Missing scores*
- *Missing demographic information*
- *Incorrect address*

*The matching tool is available in the student's College Board account.*



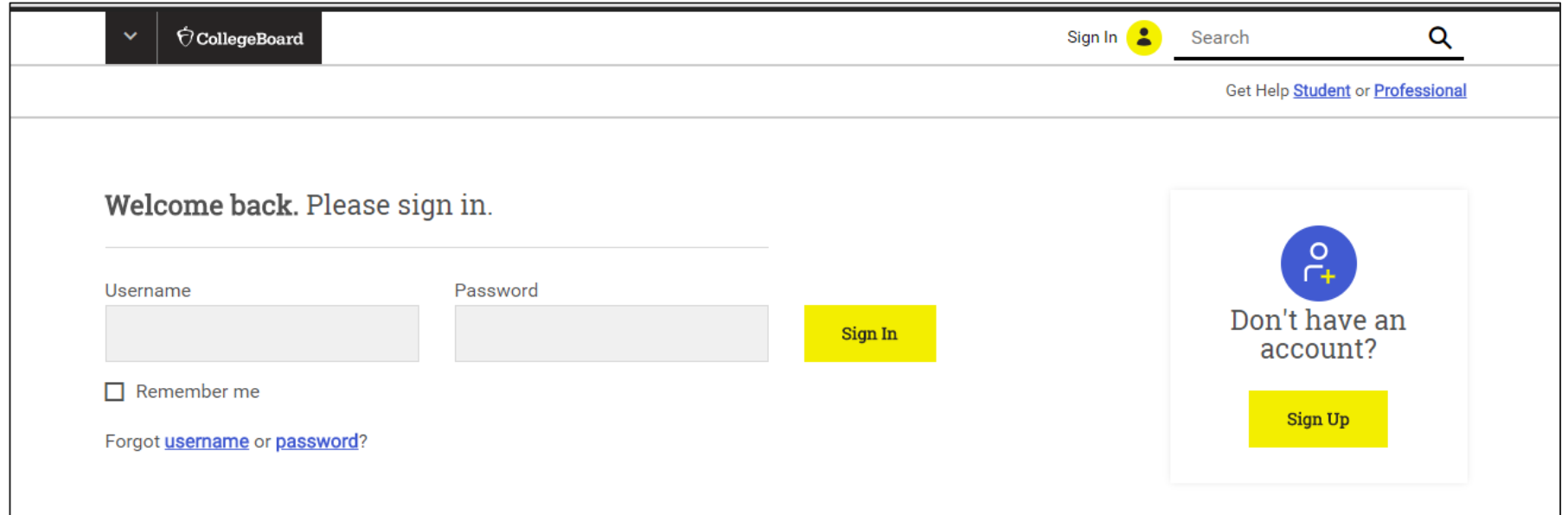
---

## Why match scores?

- *The College Board encourages students to access their SAT<sup>®</sup> Suite of Assessments scores through their College Board accounts.*
- *Online score reports provide students their scores in a dynamic, flexible way, so students can prepare themselves for success on the SAT<sup>®</sup> Suite of Assessments and beyond.*
- *The following steps can be followed for students who are missing scores from a PSAT/NMSQT<sup>®</sup>, PSAT<sup>™</sup> 8/9, PSAT<sup>™</sup> 10, or SAT<sup>®</sup> administration.*



# Step 1 – Sign in.



The screenshot shows the CollegeBoard sign-in page. At the top, there is a navigation bar with the CollegeBoard logo on the left and a 'Sign In' button with a user icon on the right. Below the navigation bar, there is a search bar and a link to 'Get Help' with options for 'Student' or 'Professional'. The main content area features a 'Welcome back. Please sign in.' message. Below this, there are two input fields for 'Username' and 'Password'. To the right of these fields is a yellow 'Sign In' button. Below the 'Username' field, there is a checkbox labeled 'Remember me' and a link for 'Forgot username or password?'. On the right side of the page, there is a box with a blue user icon and the text 'Don't have an account?' with a yellow 'Sign Up' button below it.

CollegeBoard

Sign In

Search

Get Help [Student](#) or [Professional](#)

Welcome back. Please sign in.

Username

Password

☐ Remember me

Forgot [username](#) or [password](#)?

Sign In

Don't have an account?

Sign Up

<http://studentscores.collegeboard.org/viewscores>



# Scores Available!

## Student Score Reports

[Dashboard](#)[AP Potential](#)[Popular Tools](#) [End Demo](#)[Help](#)

Welcome, **Ima**.

SAT with Essay

November 5, 2016

11th Grade

**1010**

Total Score

[View Details](#)

**490**

Evidence-Based Reading  
and Writing

College: How to get there

There are a lot of great possibilities to explore in choosing a college. Get a step-by-step roadmap and advice on what to do when. [Make a plan](#)

**520**

Math

Study Core  
Coursework



Roadmap to  
Careers



Make a College  
Plan



Search for  
Colleges





## Step 2 – Use the Matching Tool.

If your scores have already been released (including previous years):

1. You may need to update your account information. Go to the [Matching Tool](#) to verify. To make corrections, click 'Update'.
2. If you have a Registration Number for the SAT or Subject Tests, or an Access Code for PSAT-related assessments, go to the [Matching Tool](#) and click 'Get My Scores'.



## Step 3 – Verify information.

### Get Your Scores | Matching Tool

Verify that your College Board account information is correct. If it's not correct, make the necessary updates.

First (Given) Name:

Middle Initial:

Last Name (surname):

Sex:

Date of Birth:

Email Address:

High School Graduation Date:

Your School:

Address Line 1:

Address Line 2:

City:

State:

ZIP Code:

Update

Back

Get My Scores



# Required information

- In order to view scores, students will need to enter the following information:
  - The test in which the student participated (PSAT/NMSQT®, PSAT™ 10, PSAT™ 8/9, or SAT®),
  - The year in which that test was administered
- **OR**
  - The student ID number that was provided on the answer sheet
- Next, the student will need the access code (PSAT-related assessments) or the registration number (SAT®).
  - The access code can be located on:
    - The roster report in the K-12 Assessment Reporting Portal for that test administration
    - The front of a student's paper score report (PSAT-related assessments)


PSAT 10 Spring 2018 (Aug 2017 - Jul 2018) Detailed Roster

▼ Roster Report Filters

AP Potential Tool

Student Name / Student

<input type="checkbox"/> All	Student Name	Student ID	Sex	Ethnicity	Date of Birth	Grade	Access Code
<input type="checkbox"/>	Adams, Maria	12612	M	Asian	Jan 1, 2008	10th grade	VWD52F42EG
<input type="checkbox"/>	Allen, Kathleen C.	78307	F	White	Jan 1, 2008	10th grade	KWD52F42AQ
<input type="checkbox"/>	Allen, Joseph S.	268610	M	Black/African American	Jan 1, 2008	10th grade	JRD52F45GR
<input type="checkbox"/>	Allen, Jose L.	076055	M	White	Jan 1, 2008	10th grade	TWD52F42CM





## Step 4 – Provide information to match scores

### Get Your Scores | Matching Tool

Please supply information about the test that you want a score for. It's best to supply information about the test you're looking for. If you don't have this information, you can try using your student ID.

Required = \*

☒ I can supply my test information. ☐ I can supply my student ID.

Select A Test: \*

SAT or SAT Subject Test



Test Year: \*

2018



Your Test Date (if you tested on a Saturday or Sunday, select the original test date you registered for. If you tested on a school day, select your actual test date.): \*

Apr 10, 2018



SAT Registration Number: \*


Get My Scores


Back



# The Dashboard

Subjects ▾

Search 

 KHANACADEMY

Aya Takemoto

Official SAT® Practice


Dashboard


Practice

Tips and Strategies

Full Tests

Review

In partnership with  CollegeBoard



WELCOME TO OFFICIAL SAT PRACTICE

Choose your practice schedule

Based on your test date, we'll put together a practice plan to ensure you're ready for the real deal.

Choose your practice schedule

Sign in to CollegeBoard.org

We'll use your previous SAT, PSAT/NMSQT®, PSAT 10, or PSAT 8/9 results to give you personalized practice recommendations and fast-forward your skill progress.


Sign in to CollegeBoard.org

Practice schedule

DELETE


EDIT

NEXT PRACTICE
























FRIDAY 10:30 AM  
10 questions (15 minutes)

YOUR TEST DATE



SATURDAY OCT 7  
SAT

S	M	T	W	Th	F	Sa
						
						
						SEP
						
						
						


Test scores


[View Full Tests](#)

Your test scores will appear here once you [complete your first practice test](#) or import a real exam from [CollegeBoard.org](#).

Current skill levels

[What are skill levels?](#)

 [Math](#)

 [Reading & Writing](#)

Sharing SAT practice activity with your coach

Visit your [Coaches page](#) to add or remove coaches

Your SAT Coach

Amanda Dawson

[Start sharing](#)

Maureen West

[Stop sharing](#)



# Practice Recommendations

Dashboard **Practice** Tips and Strategies Full Tests Review In partner

Answer 10 questions  0 of 10 questions answered

MATH READING & WRITING ESSAY

## Your Math practice recommendations

OVERALL  
Math 



LAST MISSED ON A TIMED MINI-SECTION

Solving linear equations and linear inequali...

Practice this skill



Solving linear equations and linear inequalities



Solving systems of linear equations



Linear function word problems



TIMED MINI-SECTION Math (Calculator OK)

Do you have a [problem](#) or a [sweet idea](#)? Check out our [frequently asked questions](#) first.

Official Sat Practice content is [non-commercial/non-Creative Commons](#)

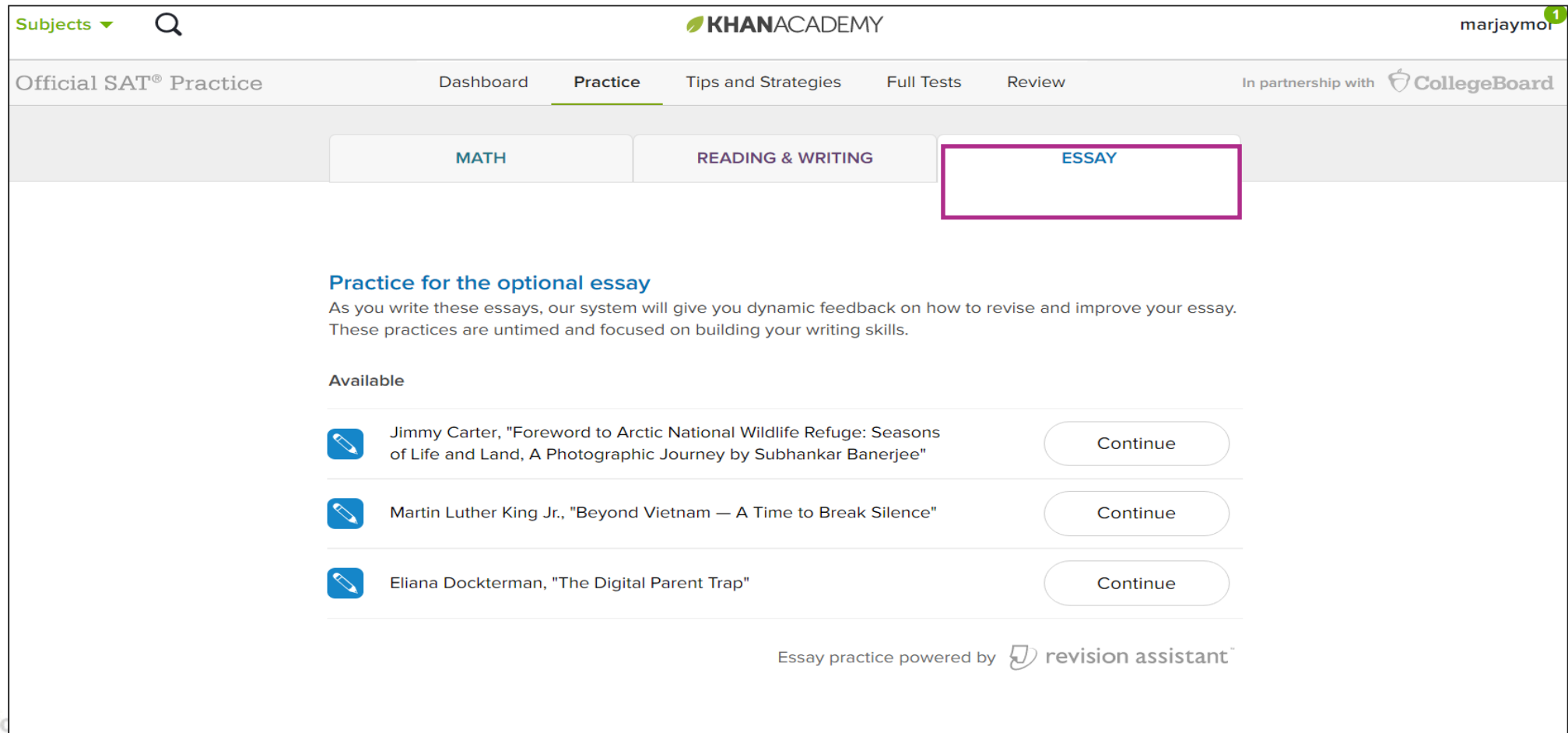


# SAT<sup>®</sup> Essay Practice on Khan Academy<sup>®</sup>


- ▶ SAT<sup>®</sup> Practice Tests 1 – 8 have essay passages and prompts. Students can receive scores on these essays when they complete them on Khan Academy.
- ▶ Official SAT<sup>®</sup> Practice on Khan Academy includes three practice prompts.
  - ▶ The system analyzes a student's writing and gives specific recommendations for how to improve their writing in the three areas scored on the SAT<sup>®</sup> essay: Reading, Analysis, and Writing.
    - ▶ Students get "Signal Strengths" to get a sense for how well the essay is measuring against different criteria.
    - ▶ Students can revise and rewrite to improve the essay and writing skills.
  - ▶ An optional prewriting area is provided to outline and organize ideas.
- Students can view the rubric used to evaluate SAT<sup>®</sup> essays.
- ▶ Tips and Strategies are available to help students approach the essay task.



# Three Essay Prompts Available



The screenshot shows the Khan Academy SAT Practice interface. At the top, there's a navigation bar with "Subjects" and a search icon on the left, the "KHANACADEMY" logo in the center, and a user profile "marjaymor" on the right. Below this is a secondary navigation bar with "Official SAT® Practice" on the left and "In partnership with CollegeBoard" on the right. The main navigation bar includes "Dashboard", "Practice" (which is underlined), "Tips and Strategies", "Full Tests", and "Review". Below the main navigation bar, there are three tabs: "MATH", "READING & WRITING", and "ESSAY". The "ESSAY" tab is highlighted with a purple border. The content area below the tabs has the heading "Practice for the optional essay" in blue, followed by a paragraph: "As you write these essays, our system will give you dynamic feedback on how to revise and improve your essay. These practices are untimed and focused on building your writing skills." Below this, there's a section titled "Available" which lists three essay prompts, each with a pencil icon, the prompt text, and a "Continue" button. The prompts are: 1. Jimmy Carter, "Foreword to Arctic National Wildlife Refuge: Seasons of Life and Land, A Photographic Journey by Subhankar Banerjee"; 2. Martin Luther King Jr., "Beyond Vietnam — A Time to Break Silence"; 3. Eliana Dockterman, "The Digital Parent Trap". At the bottom right of the content area, it says "Essay practice powered by revision assistant™".




Subjects  KHANACADEMY marjaymor


Official SAT® Practice Dashboard **Practice** Tips and Strategies Full Tests Review In partnership with CollegeBoard

MATH READING & WRITING **ESSAY**

**Practice for the optional essay**  
As you write these essays, our system will give you dynamic feedback on how to revise and improve your essay. These practices are untimed and focused on building your writing skills.


Available

	Jimmy Carter, "Foreword to Arctic National Wildlife Refuge: Seasons of Life and Land, A Photographic Journey by Subhankar Banerjee"	Continue
	Martin Luther King Jr., "Beyond Vietnam — A Time to Break Silence"	Continue
	Eliana Dockterman, "The Digital Parent Trap"	Continue

Essay practice powered by  revision assistant™




# Prompt and Instructions

 Essay Practice

KHANACADEMY

[Exit this Practice Essay](#)

 >

## SAT Essay Practice: Martin Luther King Jr.

For help getting started with Revision Assistant, visit the [quick start guide](#).

Here's your essay practice prompt:


**As you read the passage below, consider how Martin Luther King Jr. uses:**

- **Evidence, such as facts or examples, to support claims.**
- **Reasoning to develop ideas and to connect claims and evidence.**
- **Stylistic or persuasive elements, such as word choice or appeals to emotion, to add power to the ideas expressed.**

Write an essay in which you explain how Martin Luther King Jr. builds an argument to persuade his audience that American involvement in the Vietnam War is unjust. In your essay, analyze how King uses one or more of the features listed above (or features of your own choice) to strengthen the logic and persuasiveness of his argument. Be sure that your analysis focuses on the most relevant features of the passage. Your essay should not explain whether you agree with King's claims, but rather explain how King builds an argument to persuade his audience.





# Signals


 Essay Practice

KHANACADEMY

[Exit this Practice Essay](#)

 >





1


Start Prewriting

Current Draft


[Back to Prewriting](#)

Select a signal to learn more about it.


Writing



Analysis





Reading








# Feedback

 Essay Practice

 KHANACADEMY




Exit this Practice Essay

  
1

Being a preacher by calling," one of Martin Luther King Jr's main traits, he usually wrote his arguments with intentions of changing the way people think. During the Vietnam War, King felt the need to use this skill of his as he found the entire situation as unjust. He brings up many arguments supporting his opinion of the war as well.

King starts of by stating the many Americans, white and black that were killing and being killed on a daily basis. He states that "it was sending the sons and their brothers and their husbands to fight and to die in extraordinarily high proportions relative to the rest of our population." This statement being very powerful acknowledging all those being murdered both from Vietnam and from America. Martin Luther King Jr tries to convince his audience that no matter the outcome of this war, many were still dying or either being injured both physically and emotionally.

As he transitions into his next point, he is sure to use descriptions to appeal more to the people, helping them understand his point even more. For example, when explaining the irony of the

**Writing**   
 Your ideas are flowing together nicely here. Be sure your paragraphs -- and your whole essay -- are organized clearly.  
**Helpful?** ☐ Yes ☐ No  
☐ I took care of this.



...er King Jr's main traits, he usually wrote his  
...y people think. During the Vietnam War, King felt  
...e entire situation as unjust. He brings up many  
...as well.

...white and black that were killing and being killed  
...g the sons and their brothers and their husbands to  
...ons relative to the rest of our population." This  
...y all those being murdered both from Vietnam and  
...onvince his audience that no matter the outcome of  
...njured both physically and emotionally.

...to use descriptions to appeal more to the people,  
...For example, when explaining the irony of the



### Analysis



Include an introduction that lays out your main claim on how Dr. King builds his argument, and not just a summary of what Dr. King says.

Helpful? ☐ Yes ☐ No

☐ I took care of this.



...together nicely here. Be sure your paragraphs -- and your whole essay -- are organized clearly.



### Analysis



Good job picking out some of the key features of the passage. Now, develop your analysis by explaining their effects on the argument.

Helpful? ☐ Yes ☐ No

☐ I took care of this.



# Best Practices for Implementation

Type of Practice	Description
<b>Independent Practice</b>	<i>Students practice individually or in study groups at home. Students can create a 'Practice Schedule' in their accounts and receive weekly reminder emails.</i>
<b>Extracurricular Practice</b>	<i>Students practice in study hall, in the library, during after-school sessions, or with a community-based organization.</i>
<b>Teacher-Guided Practice</b>	<i>Students practice in class, using Official SAT® Practice as a learning tool.</i>



---

Thank you!

---

*Questions or comments about this presentation, please email:*  
[ILSAT@collegeboard.org](mailto:ILSAT@collegeboard.org)