


# Adjusted Cohort Graduation Rate


# Adjusted Cohort Graduation Rate

- [SIS Key Dates](#)
- The Adjusted Cohort Graduation Rate is calculated based on Student Information System (SIS) data, specifically student enrollments and with proper identification of enrollment exit codes.
  - It is important that student information reported to SIS is accurate.
  - The Cohort Enrollment Exit Type Code provides an accurate measure of high school graduation data.
    - It is initially set to the student's general Enrollment Exit Type Code, but it can be updated (as appropriate) through the related online screens.
    - There are three categories -- Graduates, Non-Graduates, and Removed from Cohort -- that are used in calculating the Adjusted Cohort Graduation Rate.

# Adjusted Cohort Graduation Rate

Adjusted Cohort Graduation Rate -- Search by student.





SIS

IBM SIS Test User 4

▼

Home

▼

Student

▼

Assessment

▼

Adjusted Cohort

▼

Teacher

▼

Early Childhood Transition

▼

Prenatal

▼

Helpful Resources

Contact Technical Support

Adjusted Cohort Search Criteria

SID

AND AT LEAST ONE BELOW

Legal Last Name

Legal First Name

Date of Birth (mm/dd/yyyy)

Search

# Adjusted Cohort Graduation Rate

Adjusted Cohort Graduation Rate – Select ‘Edit’ to update.

< Back To Adjusted Cohort Search Criteria

Adjusted Cohort

SID: 123456789

Legal Last Name: Test

Legal First Name: Student

Date Of Birth: 05/29/2004

Student Enrollment

Enrollment Type

Transfer in from within District

School Year

2025

RCDTS for Home

123456789012345

RCDTS for Serving

123456789012345

Enrollment Grade Level

11 - Grade 11

FTE

1.00

Enrollment Date

08/13/2024

Exit Date

10/02/2024

Cohort Graduation Data

1st School Year in Grade 9

2021

Enrollment Exit Type

Transfer to another public school district IN Illinois

Edit

# Adjusted Cohort Graduation Rate

Adjusted Cohort Graduation Rate – Update Enrollment Exit Type by selecting ‘Next.’

< Back To Adjusted Cohort Search Criteria

Adjusted Cohort

SID: 123456789

Legal Last Name: Test

Legal First Name: Student

Date Of Birth: 05/29/2004

Student Enrollment

Enrollment Type

Transfer in from within District

School Year

2025

RCDTS for Home

123456789012345

RCDTS for Serving

123456789012345

Enrollment Grade Level

11 - Grade 11

FTE

1.00

Enrollment Date

08/13/2024

Exit Date

10/02/2024

Cohort Graduation Data

1st School Year in Grade 9

2021

Enrollment Exit Type

Transfer to another public school district OUT of Illinois

Next

Cancel

# Adjusted Cohort Graduation Rate

Adjusted Cohort Graduation Rate – Confirm Exit Type has been verified by selecting ‘Submit.’

Back To Adjusted Cohort Search Criteria

Adjusted Cohort

SID: 123456789

Legal Last Name: Test

Legal First Name: Student

Date Of Birth: 05/29/2004

Student Enrollment

Enrollment Type

Transfer in from within District

School Year

2025

RCDTS for Home

123456789012345

RCDTS for Serving

123456789012345

Enrollment Grade Level

11 - Grade 11

FTE

1.00

Enrollment Date

08/13/2024

Exit Date

10/02/2024

Cohort Graduation Data

1st School Year in Grade 9

2021

Enrollment Exit Type

Transfer to another public school district OUT of Illinois

☒ I have verified local evidence supporting my selection.

Submit

Cancel

# Adjusted Cohort Graduation Rate

Adjusted Cohort Graduation Rate Report – Successfully updated.

< Back To Adjusted Cohort Search Criteria

Adjusted Cohort

The Adjusted Cohort Graduation Rate has been successfully updated

SID: 123456789

Legal Last Name: Test

Legal First Name: Student

Date Of Birth: 05/29/2004

Student Enrollment

Enrollment Type

Transfer in from within District

School Year

2025

RCDTS for Home

123456789012345

RCDTS for Serving

123456789012345

Enrollment Grade Level

11 - Grade 11

FTE

1.00

Enrollment Date

08/13/2024

Exit Date

10/02/2024

Cohort Graduation Data

1st School Year in Grade 9

2021


Enrollment Exit Type

Transfer to another public school district OUT of Illinois

Edit

# Adjusted Cohort Graduation Rate

## Adjusted Cohort Graduation Rate Report - Details



ILLINOIS  
STATE BOARD OF  
EDUCATION

SIS

IBM SIS Test User 4

Home

Student

Assessment

Adjusted Cohort

Teacher

Early Childhood Transition

Prenatal

Reports

Batch File Processing

District Data Verification

Helpful Resources

Contact Technical Support

Missing Courses

Summative Designation

State Reporting

Fall Enrollment Counts

Historical Fall Enrollment Counts (Before SY 2023)

Homeless Counts

Report Card and Accountability Reports

Advanced Coursework

Chronic Absenteeism

Chronic Truancy

College and Career Readiness

9th Grade On Track

Percent 8th Graders Taking Algebra I

Student Mobility

Adjusted Cohort Graduation Rate

Summary

Details

Summary

Summary

Summary

Summary

Details

Details

Details

Summary

Details

Summary

Details



# Adjusted Cohort Graduation Rate

## Adjusted Cohort Graduation Rate Summary Report - Criteria Page

[Back To Reports](#)

Adjusted Cohort Graduation Rate (Detail)

Reporting School Year

2025

Cohort

4-Year Cohort

School

All Schools

Gender

☒ All ☐ Male ☐ Female ☐ Non-Binary

Race/Ethnicity

All Races

IDEA Services

☒ Both ☐ Yes ☐ No

FRL/Low Income Indicator

☒ Both ☐ Yes ☐ No

EL Indicator

☒ Both ☐ Yes ☐ No

Homeless Indicator

☒ Both ☐ Yes ☐ No

Youth in Care

☒ Both ☐ Yes ☐ No

Students with Disabilities Indicator

☒ Both ☐ Yes ☐ No

Migrant Indicator

☒ Both ☐ Yes ☐ No

Military Connected Indicator

☒ Both ☐ Yes ☐ No

Exit Code

All

Sort By

Name

PDF

Create Report

To see a projected list of students for a particular cohort, use the Reporting School Year dropdown to select a specific future school year.

# Adjusted Cohort Graduation Rate

## Adjusted Cohort Graduation Rate Detail Report

Adjusted Cohort Graduation Rate Detail Report												
School Year 2025												
This Cohort Consist of Students Whose 1st Year in 9th Grade Was School Year 2022												
This report uses information from the iSTAR system to determine IDEA values												
SIS Home District: 12345678901      ISBE Test District												
Selection Criteria:    Year In Cohort = 4    Sorted By: Student Name												
Graduated												
Graduated with regular, advanced, International Baccalaureate, or other type of diploma							Last Exited Enrollment in SIS					
Student ID	Name	Gender	Race	1st School Year In 9th Grade	9th Grade Home RCDTS	EL	IDEA Services	FRL	Grade	School Year	Home RCDTS	Serving RCDTS
123456789	Test. Student	F	14	2022	123456789012345	0	0	1	12	2024	123456789012345	123456789012345
Total Students by Cohort Enrollment Exit Type Code: 1												
Graduated: 1												

# Adjusted Cohort Graduation Rate

## Recap

- All Grades 9-12 students need to be exited before an accurate Adjusted Cohort Graduation Rate can be calculated.
- The 4-, 5-, and 6-year Adjusted Cohort Graduation Rate is included on the Illinois Report Card.
  - Accuracy is crucial.
- The data will be final in the fall of the following school year.
- Please reference [SIS Key Dates](#) for exact deadlines.