



Illinois State Board of Education

Data Quality Dashboard

A Reintroduction to Using the
Data Quality Dashboard to
Improve Data Quality

Note: This webinar is being recorded

2

- Please do not provide any employee, personal, or vendor information
- The Webinar Video, PowerPoint Presentation and other resources related to Data Quality Dashboard will be posted at <https://www.isbe.net/Pages/Data-Quality-Dashboard.aspx>
 - This may take 24 hours before becoming available

Webinar Tips

3

- ***Tips for Listening***
 - Computer speakers
 - Headset connected to a computer
 - Telephone
- ***Tips for Speaking***
 - Make sure you have a microphone plugged in or the computer you are using has a microphone before raising your hand.
 - Make sure all audio settings in the computer are un-muted and speakers are turned down before talking.
- ***Question and Answer***
 - Q&A will be held at the end of the webinar.
 - Please raise your hand to ask a question.
 - All text messages are logged.
 - Text questions will be posted in a Q&A document after the Webinar.
 - If you are using a telephone, the audio pin number must be typed in correctly before you can talk.
- ***Troubleshooting***
 - If you are disconnected from the Webinar at any time, you can click the link that was provided to you in your email. Alternatively, you can re-register for the Webinar to gain access.
 - If you are listening via telephone and close out of the Webinar on your computer, you will be disconnected.

Please save all written and verbal questions until the end at the Q&A

Agenda

4

- Welcome and Introductions
- Overview of Data Quality Dashboard
- Data Quality Dashboard Access
- Data Quality Dashboard Home Page
- Data Quality Audit Scores
- Data Categories
- Navigation and Functions of DQD
- Potential Errors
- Audits
- Data Quality Dashboard Navigation
- Q and A/ Discussions

Welcome and Introductions

5

ISBE Key Members

Patrick Payne
Director of Data Strategies and Analytics

Keith Goeckner
Data Strategies and Analytics

Howard Hammel
Data Strategies and Analytics

Mark Hobneck
Data Strategies and Analytics

Shauna Horn
Data Strategies and Analytics

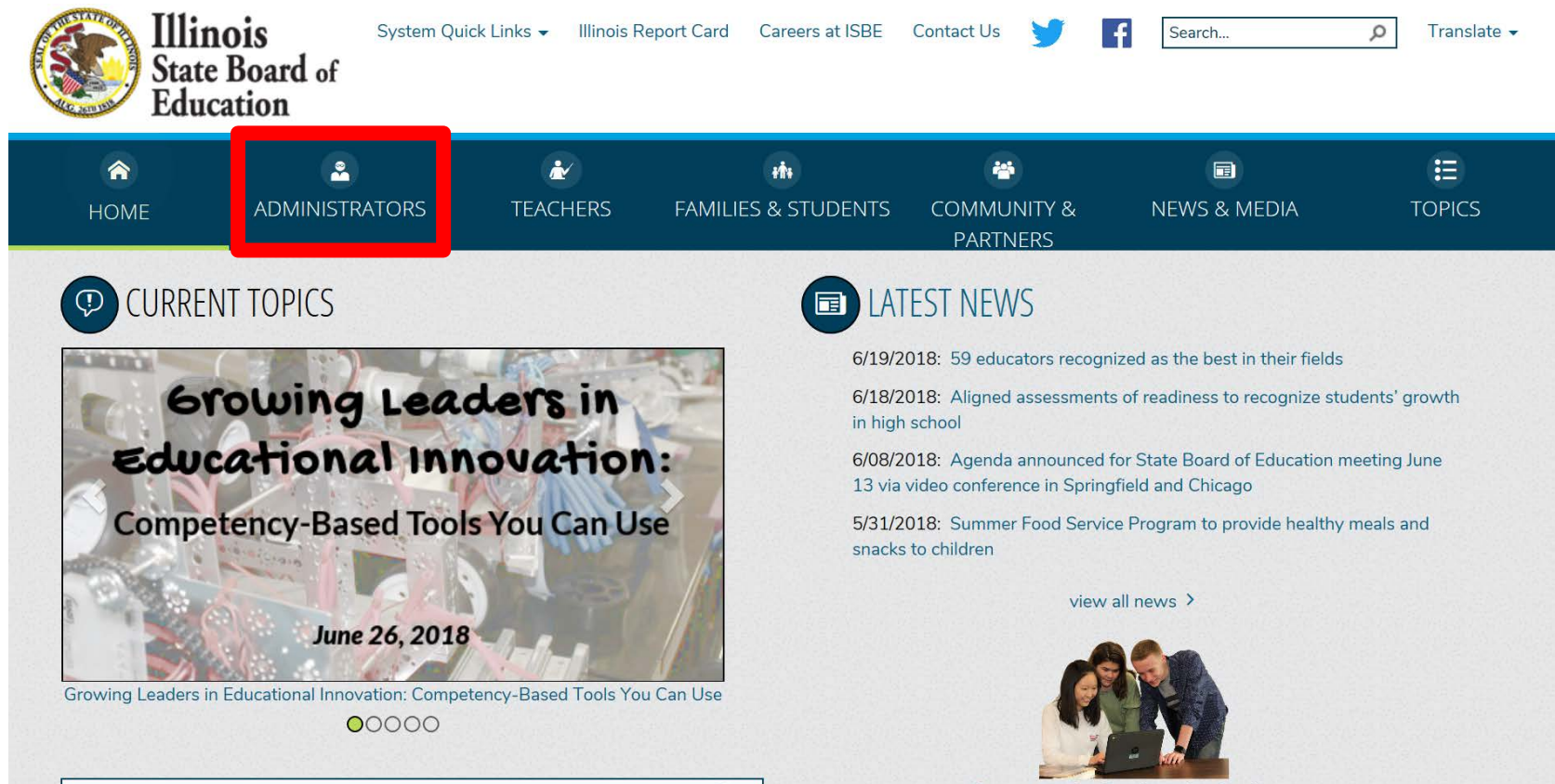
Overview of Data Quality Dashboard

6

- The Data Quality Dashboard is an interactive tool that was created to provide feedback to districts and schools on the correctness of submitted data. The quality of your data is defined by the accuracy of the data that was entered into SIS and EIS. The Data Quality Dashboard uses a series of audits and reasonability checks to point out potential data errors or data discrepancies. If there are discrepancies between SIS and EIS data, the Data Quality Dashboard will assist you by identifying where the errors occurred and why. The Dashboard will provide pathways for districts to correct and clean the data without needing to contact ISBE.
- The objective for the Dashboard is to ensure that each district has the most accurate data available for externally published reports. The Data Quality Dashboard will assist you in the process of cleaning your data. It is highly recommended by ISBE, that local educational agencies use this tool after data has been submitted and before data has been finalized.

Data Quality Dashboard Access

7



The screenshot shows the Illinois State Board of Education website. The header includes the ISBE logo, the text "Illinois State Board of Education", and navigation links: "System Quick Links", "Illinois Report Card", "Careers at ISBE", "Contact Us", social media icons for Twitter and Facebook, a search bar, and a "Translate" dropdown. A dark blue navigation bar contains icons and labels for "HOME", "ADMINISTRATORS" (highlighted with a red box), "TEACHERS", "FAMILIES & STUDENTS", "COMMUNITY & PARTNERS", "NEWS & MEDIA", and "TOPICS". Below this, the "CURRENT TOPICS" section features a featured article titled "Growing Leaders in Educational Innovation: Competency-Based Tools You Can Use" dated June 26, 2018, with a progress indicator of 1 out of 5 items. The "LATEST NEWS" section lists four news items from June 2018, including educator recognition, assessment alignment, meeting agenda, and a summer food service program. A "view all news" link and a photo of three people looking at a laptop are also present.

Illinois State Board of Education

System Quick Links Illinois Report Card Careers at ISBE Contact Us

Search... Translate

HOME ADMINISTRATORS TEACHERS FAMILIES & STUDENTS COMMUNITY & PARTNERS NEWS & MEDIA TOPICS

CURRENT TOPICS

Growing Leaders in Educational Innovation: Competency-Based Tools You Can Use

June 26, 2018

Growing Leaders in Educational Innovation: Competency-Based Tools You Can Use

1 0 0 0 0

LATEST NEWS

6/19/2018: 59 educators recognized as the best in their fields

6/18/2018: Aligned assessments of readiness to recognize students' growth in high school

6/08/2018: Agenda announced for State Board of Education meeting June 13 via video conference in Springfield and Chicago

5/31/2018: Summer Food Service Program to provide healthy meals and snacks to children

view all news >



Illinois
State Board of
Education

Whole Child • Whole School • Whole Community

Data Quality Dashboard Access

8



Illinois
State Board of
Education

[System Quick Links](#) ▼

[Illinois Report Card](#)

[Careers at ISBE](#)

[Contact Us](#)



[Translate](#) ▼



HOME



ADMINISTRATORS



TEACHERS



FAMILIES & STUDENTS



COMMUNITY &
PARTNERS



NEWS & MEDIA



TOPICS

ADMINISTRATORS

ISBE strives to support and empower districts by providing the leadership and resources needed to achieve excellence across the state. Below are links to webpages organized by program area, a list of announcements and deadlines, and a list of frequently asked questions. Check the alphabetical [sitemap](#) or use the search bar to find additional information.

[Log in to IWAS](#)

[FRIS Inquiry](#)

[Log in to Ed360](#)



Illinois
State Board of
Education

Whole Child • Whole School • Whole Community

Data Quality Dashboard Access

9

Illinois State Board of Education
James T. Meeks, Chairman Tony Smith, Ph.D., State Superintendent

ISBE Home
Home
Sign Up Now
Get Password
Contact Us
Help
[IWAS User Guide](#)
[IWAS Training Video](#)
[About SSL Certificates](#)

Already have an account? Login Here :

Login Name
Password

☐ Remember Login Name

LOG IN

Forgot Your Password?
If you have forgotten your login name or password, click on the link below.
[Find Login/Password](#)

New Partner - Sign up Now

Some ISBE web-based systems require electronic signatures. You can create your own logon id and password by clicking on the following link. After you establish your logon, you will then have the ability to request authorization to use ISBE's systems.

Sign Up Now

Need Help?
If you need help with logging in, the sign up procedure or your password, please click on the link below.
[Help](#)

This web site has been optimized for Internet Explorer 6.0 or above / Firefox 2.0 or above. You can download the latest version of these browsers by clicking on the following icons.

Copyright © 2018 Illinois State Board of Education

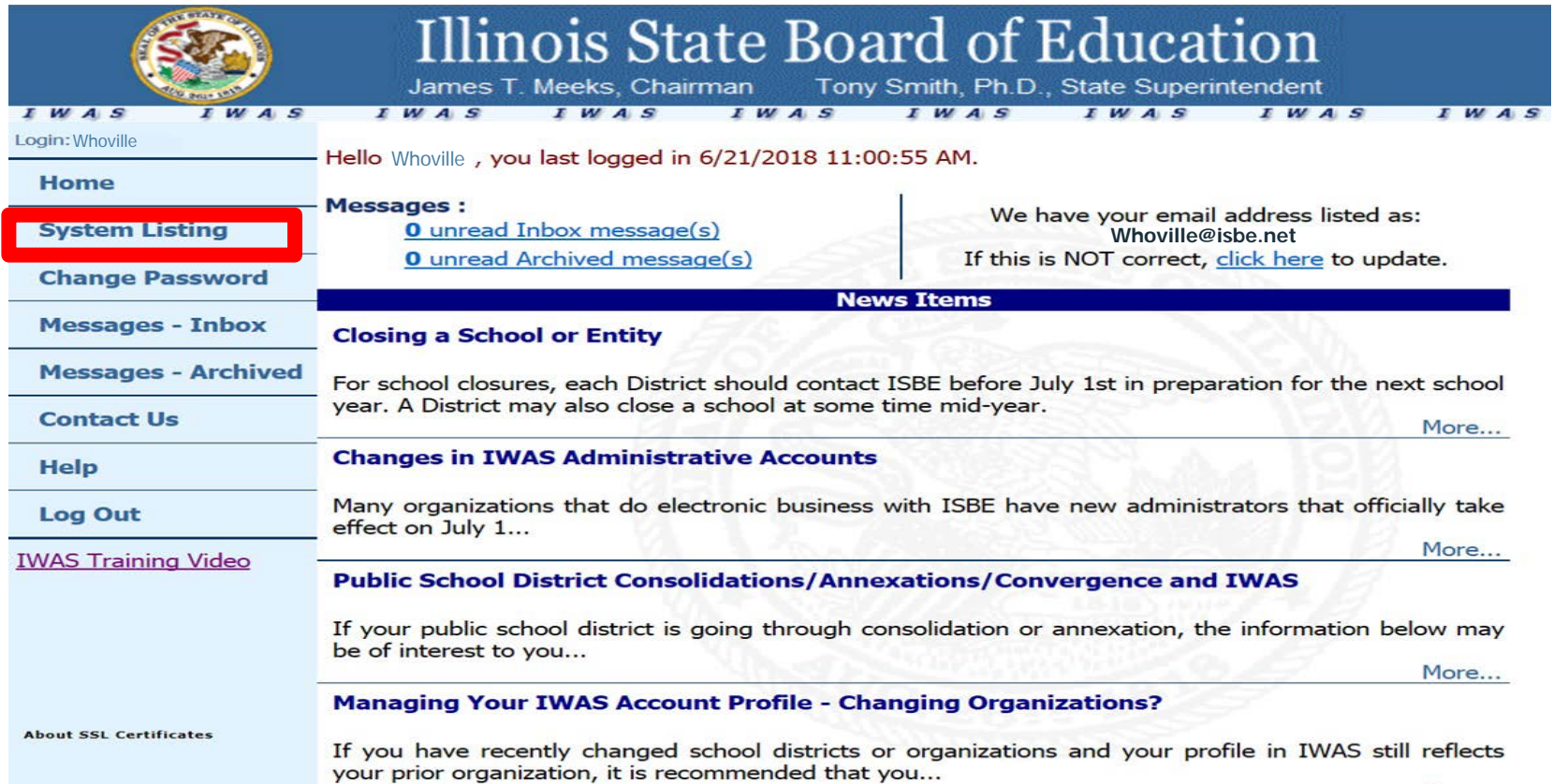


Illinois
State Board of
Education

Whole Child • Whole School • Whole Community

Data Quality Dashboard Access

10



Illinois State Board of Education
James T. Meeks, Chairman Tony Smith, Ph.D., State Superintendent

Login: Whoville

System Listing

Home

Change Password

Messages - Inbox

Messages - Archived

Contact Us

Help

Log Out

[IWAS Training Video](#)

About SSL Certificates

Hello Whoville , you last logged in 6/21/2018 11:00:55 AM.

Messages :
[0 unread Inbox message\(s\)](#)
[0 unread Archived message\(s\)](#)

We have your email address listed as:
Whoville@isbe.net
If this is NOT correct, [click here](#) to update.

News Items

Closing a School or Entity
For school closures, each District should contact ISBE before July 1st in preparation for the next school year. A District may also close a school at some time mid-year. [More...](#)

Changes in IWAS Administrative Accounts
Many organizations that do electronic business with ISBE have new administrators that officially take effect on July 1... [More...](#)

Public School District Consolidations/Annexations/Convergence and IWAS
If your public school district is going through consolidation or annexation, the information below may be of interest to you... [More...](#)

Managing Your IWAS Account Profile - Changing Organizations?
If you have recently changed school districts or organizations and your profile in IWAS still reflects your prior organization, it is recommended that you...




Illinois
State Board of
Education

Whole Child • Whole School • Whole Community

Data Quality Dashboard Access

11



Illinois State Board of Education

James T. Meeks, Chairman Tony Smith, Ph.D., State Superintendent

I W A S I W A S I W A S I W A S I W A S I W A S I W A S I W A S I W A S


Login: Whoville











- Home
- System Listing
- Change Password
- Messages - Inbox
- Messages - Archived
- Contact Us
- Help
- Log Out

[IWAS Training Video](#)

Other Systems

To gain authorization to use a system, click on "Sign Up Now" under the "Authorization" heading.

 [Click Here for Due Dates](#)

Categories - Click to Expand/Collapse Tree	Authorization
 Claims	
 Grants	
 Surveys	
 Reporting	
Data Quality Dashboard	 Sign Up Now
Electronic Expenditure Reports	 Sign Up Now
Employment Information System (EIS)	 Sign Up Now
Entity Profile System	 Sign Up Now
Equipment Deletion/Transfer	 Sign Up Now
Grant Periodic Reporting System	 Sign Up Now




Illinois
State Board of
Education

Whole Child • Whole School • Whole Community

Data Quality Dashboard Home Page

12



Illinois State Board of Education

James T. Meeks, Chairman Tony Smith, Ph.D., State Superintendent

I W A S I W A S I W A S I W A S I W A S I W A S I W A S I W A S I W A S

Login: SHORN12

Login: Whoville

[Home](#)

[System Listing](#)

[Pending Sign Ups](#)

[Pending Documents](#)

[Change Password](#)

[Preferences](#)

[Search](#)

[Help](#)

[Log Out](#)
















[IWAS Training Video](#)




[About SSL Certificates](#)

My Systems

Below are systems that you are either authorized to use or are awaiting authorization from either your district (Pending-District), ROE (Pending-ROE) or ISBE (Pending-ISBE). Once you are "Authorized" to access a system, simply click on the system description to use it.

[Click Here for Due Dates](#)

Categories - Click to Expand/Collapse Tree	Authorization
Reporting	
Data Quality Dashboard	   Authorized
Employment Information System (EIS)	   Authorized
Annual	
E-Report Card	   Authorized
ISBE Internal	
Web	
Entity Profile System (Internal)	   Authorized
Educators	
ELIS for Administrators	   Authorized

Legend:  : System Description - Detailed  : Due Dates  : Profile

[Want to Signup for Other Systems?](#)


Copyright © 2018 Illinois State Board of Education



Illinois
State Board of
Education

Data Quality Dashboard Access

13



Illinois State Board of Education

James T. Meeks, Chairman Tony Smith, Ph.D., State Superintendent

I W A S I W A S I W A S I W A S I W A S I W A S I W A S I W A S I W A S

Login: Whoville

- Home
- System Listing
- Pending Sign Ups
- Pending Documents
- Change Password
- Preferences
- Search
- Help
- Log Out

[IWAS Training Video](#)

About SSL Certificates

My Systems

Below are systems that you are either authorized to use or are awaiting authorization from either your district (Pending-District), ROE (Pending-ROE) or ISBE (Pending-ISBE). Once you are "Authorized" to access a system, simply click on the system description to use it.

[Click Here for Due Dates](#)

Categories - Click to Expand/Collapse Tree	Authorization
Reporting	
Data Quality Dashboard	Authorized
Employment Information System (EIS)	Authorized
Annual	
E-Report Card	Authorized
ISBE Internal	
Web	
Entity Profile System (Internal)	Authorized
Educators	
ELIS for Administrators	Authorized

Legend: : System Description - Detailed : Due Dates : Profile

Want to Signup for Other Systems?

Copyright © 2018 Illinois State Board of Education



Illinois
State Board of
Education

Whole Child • Whole School • Whole Community

Data Quality Dashboard Home Page

14

Illinois State Board of Education

ISBE Data Quality Dashboard

Data Quality Status Help

Select District: Whoville CUSD xx

Search District/School: Little Elementary, Clover Middle School, Mt. Crump High School

Scoring Key: 100% [Grade A], 95% - 99.9% [Grade B], 90% - 94.9% [Grade C], 85% - 89.9 [Grade D], < 85 % [Grade F] AS OF DATE: 6/25/2018 2:45:04 AM

Data Quality Dashboard

District XX Schools
00-000-0000-00-0000

Overall Score
79.8%

Category	Errors	Score	
EIS Positions	3	99.3%	View Audits
EIS Salaries	3	0%	View Audits
Enrollments	1	99.7%	View Audits
Student Course Assignments	0	100%	View Audits
Teacher Course Assignments	0	100%	View Audits

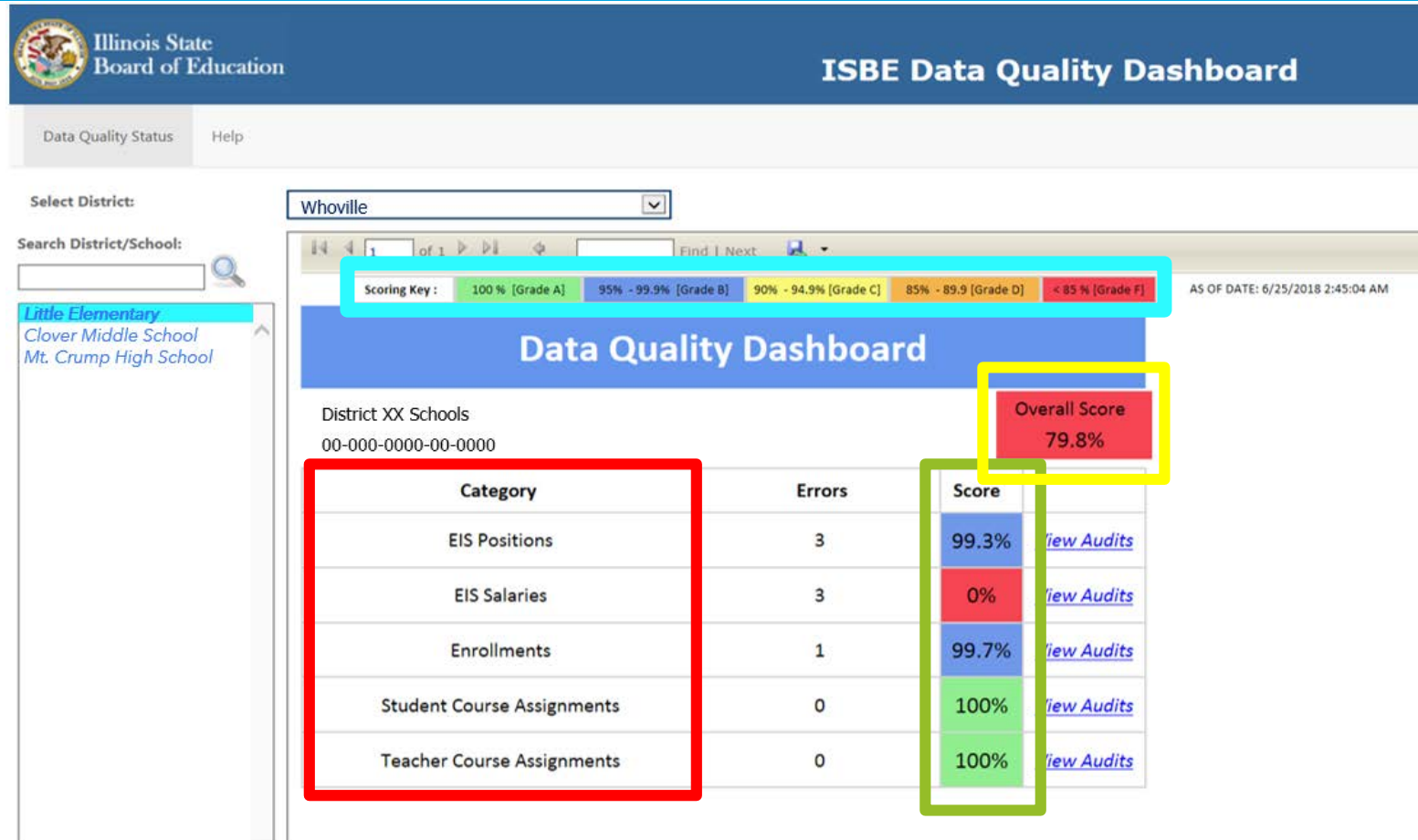
Data Quality Audit Scores

15

- 100% Clean Data = A (**Green**)
- 95-99.9% Clean Data = B (**Blue**)
- 90-94.9% Clean Data = C (**Yellow**)
- 85-89.9% Clean Data = D (**Orange**)
- < 85% Clean Data = F (**Red**)

Data Quality Audit Scores

16



Illinois
State Board of
Education

Whole Child • Whole School • Whole Community

Data Categories

17

- EIS Positions
- EIS Salaries
- Enrollments
- Student Course Assignments
- Teacher Course Assignments

Navigation

18

Data Quality Status

Help

Select District:

Whoville CUSD xx

Search District/School:

Little Elementary
Clover Middle School
Mt. Crump High School

1 of 1

Find | Next

Go Back

Scoring Key : 100 % [Grade A] 95% - 99.9% [Grade B] 90% - 94.9% [Grade C] 85% - 89.9 [Grade D] < 85 % [Grade F]

AS OF DATE: 6/25/2018 2:45:04 AM

EIS Positions Audits

Whoville CUSD xx
00-000-0000-00-0000

Category Score
98.5%

Audit Description	Errors	Score	
Teacher has course assignment in SIS but no Teacher-related Position code record in EIS.	7	84%	Audit Details
A School with student enrollments must have a Principal.	0	100%	Audit Details
A school with students must have teachers.	0	100%	Audit Details
A Superintendent is missing for the School District.	0	100%	Audit Details
Active Employee has no positions for the current school year.	0	100%	
Employee counts for employer variance from previous year exceeds the norm.	0	100%	Audit Details
The Student to Administer ratio are outside of the norm.	0	100%	Audit Details
The Student to Certified staff ratio are outside of the norm.	0	100%	Audit Details
The Student to Teacher Ratio for grades 9-12 are outside of the norm.	0	100%	Audit Details
The Student to Teacher Ratio for grades K-8 are outside of the norm.	0	100%	Audit Details
There is more than one Superintendent for the School District.	0	100%	Audit Details



Illinois
State Board of
Education

Whole Child • Whole School • Whole Community

Navigation

19

[Data Quality Status](#) [Help](#)

Select District:

Whoville CUSD xx

Search District/School:

Little Elementary

Clover Middle School

Mt. Crump High School

1 of 1 Find | Next

[Go Back](#) Scoring Key : 100 % [Grade A] 95% - 99.9% [Grade B] 90% - 94.9% [Grade C] 85% - 89.9 [Grade D] < 85 % [Grade F] AS OF DATE: 6/25/2018 2:45:04 AM

EIS Positions Audits

Whoville CUSD xx

00-000-0000-00-0000

Category Score
98.5%

Audit Description	Errors	Score	
Teacher has course assignment in SIS but no Teacher-related Position code record in EIS.	7	84%	Audit Details
A School with student enrollments must have a Principal.	0	100%	Audit Details
A school with students must have teachers.	0	100%	Audit Details
A Superintendent is missing for the School District.	0	100%	Audit Details
Active Employee has no positions for the current school year.	0	100%	
Employee counts for employer variance from previous year exceeds the norm.	0	100%	Audit Details
The Student to Administer ratio are outside of the norm.	0	100%	Audit Details
The Student to Certified staff ratio are outside of the norm.	0	100%	Audit Details
The Student to Teacher Ratio for grades 9-12 are outside of the norm.	0	100%	Audit Details
The Student to Teacher Ratio for grades K-8 are outside of the norm.	0	100%	Audit Details
There is more than one Superintendent for the School District.	0	100%	Audit Details



Illinois
State Board of
Education

Whole Child • Whole School • Whole Community

Navigation

20

The screenshot displays the ISBE Data Quality Dashboard. At the top, the Illinois State Board of Education logo and name are on the left, and the title 'ISBE Data Quality Dashboard' is on the right. Below the title bar, there are links for 'Data Quality Status' and 'Help'. The main content area features a 'Select District:' dropdown menu currently set to 'Whoville CUSD xx'. To the left of this is a 'Search District/School:' field with a magnifying glass icon. Below the search field, a list of schools is shown, with 'Little Elementary' highlighted in blue. The dashboard itself has a blue header with the title 'Data Quality Dashboard'. Below this, it shows 'District XX Schools' and '00-000-0000-00-0000'. A red box highlights the 'Overall Score' of 79.8%. A table below shows the performance across various categories, with scores ranging from 0% to 100%. A scoring key at the top indicates the color coding for the scores: 100% (Grade A), 90% - 94.9% (Grade C), 85% - 89.9% (Grade D), and < 85% (Grade F). The dashboard is dated 6/25/2018 2:45:04 AM.

Illinois State Board of Education

ISBE Data Quality Dashboard

Data Quality Status Help

Select District: Whoville CUSD xx

Search District/School:

Little Elementary
Clover Middle School
Mt. Crump High School

Scoring Key: 100% [Grade A] 90% - 94.9% [Grade C] 85% - 89.9% [Grade D] < 85% [Grade F] AS OF DATE: 6/25/2018 2:45:04 AM

Data Quality Dashboard

District XX Schools
00-000-0000-00-0000

Overall Score
79.8%

Category	Errors	Score	
EIS Positions	3	99.3%	View Audits
EIS Salaries	3	0%	View Audits
Enrollments	1	99.7%	View Audits
Student Course Assignments	0	100%	View Audits
Teacher Course Assignments	0	100%	View Audits



Illinois
State Board of
Education

Whole Child • Whole School • Whole Community

Navigation

21

Illinois State Board of Education

ISBE Data Quality Dashboard

Data Quality Status Help

Select District: Whoville CUSD xx

Search District/School: 1 of 1 Find | Next

Scoring Key : 100 % [Grade A] 95% - 99.9% [Grade B] 90% - 94.9% [Grade C] 85% - 89.9 [Grade D] < 85 % [Grade F] AS OF DATE: 6/25/2018 2:45:04 AM

Data Quality Dashboard

District XX Schools
00-000-0000-00-0000

Overall Score
79.8%

Category	Errors	Score	
EIS Positions	3	99.3%	View Audits
EIS Salaries	3	0%	View Audits
Enrollments	1	99.7%	View Audits
Student Course Assignments	0	100%	View Audits
Teacher Course Assignments	0	100%	View Audits

Little Elementary
Clover Middle School
Mt. Crump High School



Illinois
State Board of
Education

Whole Child • Whole School • Whole Community

Functions

22

Illinois State Board of Education

ISBE Data Quality Dashboard

Data Quality Status Help

Select District: Whoville CUSD xx

Search District/School: Little Elementary, Clover Middle School, Mt. Crump High School

Scoring Key: 100% [Grade A], 95% - 99.9% [Grade B], 90% - 94.9% [Grade C], 85% - 89.9% [Grade D], 80% - 84.9% [Grade E], < 85% [Grade F]

AS OF DATE: 6/25/2018 2:45:04 AM

Data Quality Dashboard

District XX Schools
00-000-0000-00-0000

Category	Errors	Score	
EIS Positions	3	99.3%	View Audits
EIS Salaries	3	0%	View Audits
Enrollments	1	99.7%	View Audits
Student Course Assignments	0	100%	View Audits
Teacher Course Assignments	0	100%	View Audits

Overall Score: 79.8%

Download Options: XML file with report data, CSV (comma delimited), PDF, MHTML (web archive), Excel, TIFF file, Word




Illinois
State Board of
Education

Whole Child • Whole School • Whole Community

Functions

23

**Illinois State Board of Education**

ISBE Data Quality Dashboard

Data Quality Status Help

Select District:
Search District/School:

Little Elementary
Clover Middle School
Mt. Crump High School

Whoville CUSD xx

1 of 1 Find | Next

Scoring Key : 100 % [Grade A] 95% - 99.9% [Grade B] 90% - 94.9% [Grade C] 85% - 89.9 [Grade D] < 85 % [Grade F]

AS OF DATE: 7/11/2018 2:29:38 AM

EIS Salaries Audits

District XX Schools 00-000-0000-00-0000

Category Score: 0%

Average Administrator salary exceeds the norm. 0%

Entity Name	Sum of Admin FTE	Sum of Admin Salary	Average Salary	Difference	Score
Little Elementary 00-000-0000-00-000	1.5	\$0	\$0	0	0%

Audit is Currently Enabled

Turn Audit On/Off

Refresh Report

Lower Range	\$30,000
Upper Range	\$180,000
Minimum Count	0

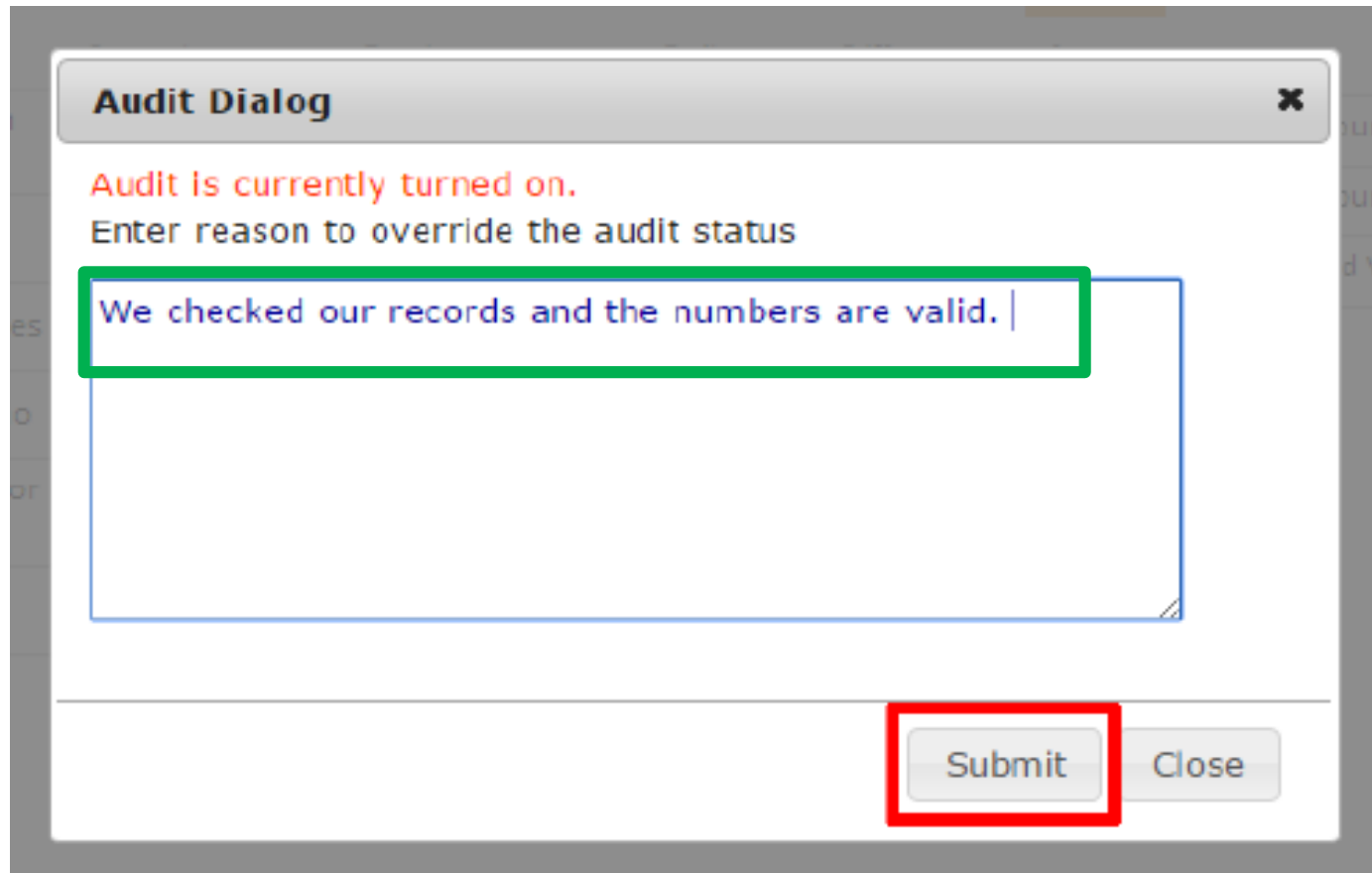


Illinois
State Board of
Education

Whole Child • Whole School • Whole Community

Functions

24



The image shows a screenshot of a software window titled "Audit Dialog". The window has a close button (X) in the top right corner. Inside the dialog, there is a red text message: "Audit is currently turned on." followed by the instruction "Enter reason to override the audit status". Below this, there is a large text input area. The text "We checked our records and the numbers are valid. |" is entered into this field. At the bottom right of the dialog, there are two buttons: "Submit" and "Close". The "Submit" button is highlighted with a red rectangular border.

Audit Dialog [X]

Audit is currently turned on.
Enter reason to override the audit status


We checked our records and the numbers are valid. |

[Submit] [Close]



Functions

25

**Illinois State Board of Education**

ISBE Data Quality Dashboard

Data Quality Status Help

Select District:
Whoville CUSD xx

Search District/School:

Little Elementary
Clover Middle School
Mt. Crump High School

1 of 1 Find | Next

Scoring Key : 100 % [Grade A] 95% - 99.9% [Grade B] 90% - 94.9% [Grade C] 85% - 89.9 [Grade D] < 85 % [Grade F]

AS OF DATE: 7/11/2018 2:29:38 AM

EIS Salaries Audits

Audit is Currently Enabled
[Turn Audit On/Off](#)
[Refresh Report](#)

District XX Schools 00-000-0000-00-0000 Category Score: 0%

Average Administrator salary exceeds the norm. 0%

Entity Name	Sum of Admin FTE	Sum of Admin Salary	Average Salary	Difference	Score
Little Elementary 00-000-0000-00-000	1.5	\$0	\$0	0	0%

Lower Range	\$30,000
Upper Range	\$180,000
Minimum Count	0




Illinois
State Board of
Education

Whole Child • Whole School • Whole Community

Functions

26

**Illinois State Board of Education**

ISBE Data Quality Dashboard

Data Quality StatusHelp

Select District:

Whoville CUSD xx

Search District/School:

Little Elementary

Clover Middle School

Mt. Crump High School

1 of 1Find | Next

Go BackScoring Key : 100 % [Grade A] 95% - 99.9% [Grade B] 90% - 94.9% [Grade C] 85% - 89.9 [Grade D] < 85 % [Grade F]AS OF DATE: 7/11/2018 2:29:38 AM

EIS Salaries Audits

Audit is Currently Disabled

Turn Audit On/Off

Refresh Report

District XX Schools00-000-0000-00-0000Category Score: 0%

Average Administrator salary exceeds the norm.0%

Entity Name	Sum of Admin FTE	Sum of Admin Salary	Average Salary	Difference	Score
Little Elementary 00-000-0000-00-000	1.5	\$0	\$0	0	0%

Lower Range	\$30,000
Upper Range	\$180,000
Minimum Count	0

The Next Day

Data Categories

27

The screenshot shows the ISBE Data Quality Dashboard for the Whoville district. The dashboard displays a table of data quality metrics for various categories. A red box highlights the first five categories: EIS Positions, EIS Salaries, Enrollments, Student Course Assignments, and Teacher Course Assignments. The overall score for the district is 79.8%.

ISBE Data Quality Dashboard

Select District: Whoville

Search District/School: Little Elementary, Clover Middle School, Mt. Crump High School

Scoring Key: 100% [Grade A], 95% - 99.9% [Grade B], 90% - 94.9% [Grade C], 85% - 89.9% [Grade D], < 85% [Grade F]

AS OF DATE: 6/25/2018 2:45:04 AM

Category	Errors	Score	
EIS Positions	3	99.3%	View Audits
EIS Salaries	3	0%	View Audits
Enrollments	1	99.7%	View Audits
Student Course Assignments	0	100%	View Audits
Teacher Course Assignments	0	100%	View Audits

District XX Schools
00-000-0000-00-0000

Overall Score
79.8%




Illinois
State Board of
Education

Whole Child • Whole School • Whole Community

Potential Errors

28

**Illinois State Board of Education**

ISBE Data Quality Dashboard

Data Quality StatusHelp

Select District:

Whoville

Search District/School:

Little Elementary
Clover Middle School
Mt. Crump High School

1 of 1FindNext

Scoring Key : 100 % [Grade A] 95% - 99.9% [Grade B] 90% - 94.9% [Grade C] 85% - 89.9 [Grade D] < 85 % [Grade F] AS OF DATE: 6/25/2018 2:45:04 AM

Data Quality Dashboard

District XX Schools
00-000-0000-00-0000

Overall Score
79.8%

Category	Errors	Score	
EIS Positions	3	99.3%	View Audits
EIS Salaries	3	0%	View Audits
Enrollments	1	99.7%	View Audits
Student Course Assignments	0	100%	View Audits
Teacher Course Assignments	0	100%	View Audits

Audits Details

29

[Data Quality Status](#) [Help](#)

Select District:
Search District/School:

Little Elementary
Clover Middle School
Mt. Crump High School

Whoville CUSD xx

1 of 1 Find | Next

[Go Back](#) Scoring Key : 100 % [Grade A] 95% - 99.9% [Grade B] 90% - 94.9% [Grade C] 85% - 89.9 [Grade D] < 85 % [Grade F] AS OF DATE: 6/25/2018 2:45:04 AM

EIS Positions Audits

Whoville CUSD xx
00-000-0000-00-0000

Category Score
98.5%

Audit Description	Errors	Score	
Teacher has course assignment in SIS but no Teacher-related Position code record in EIS.	7	84%	Audit Details
A School with student enrollments must have a Principal.	0	100%	Audit Details
A school with students must have teachers.	0	100%	Audit Details
A Superintendent is missing for the School District.	0	100%	Audit Details
Active Employee has no positions for the current school year.	0	100%	
Employee counts for employer variance from previous year exceeds the norm.	0	100%	Audit Details
The Student to Administer ratio are outside of the norm.	0	100%	Audit Details
The Student to Certified staff ratio are outside of the norm.	0	100%	Audit Details
The Student to Teacher Ratio for grades 9-12 are outside of the norm.	0	100%	Audit Details
The Student to Teacher Ratio for grades K-8 are outside of the norm.	0	100%	Audit Details
There is more than one Superintendent for the School District.	0	100%	Audit Details



Illinois
State Board of
Education

Whole Child • Whole School • Whole Community

Audits Details

30

[Data Quality Status](#) [Help](#)

Select District:

Whoville CUSD xx

Search District/School:

Little Elementary

Clover Middle School

Mt. Crump High School

1 of 1 Find | Next

[Go Back](#) Scoring Key : 100 % [Grade A] 95% - 99.9% [Grade B] 90% - 94.9% [Grade C] 85% - 89.9 [Grade D] < 85 % [Grade F] AS OF DATE: 6/25/2018 2:45:04 AM

EIS Positions Audits

Whoville CUSD xx

00-000-0000-00-0000

Category Score
98.5%

Audit Description	Errors	Score	
Teacher has course assignment in SIS but no Teacher-related Position code record in EIS.	7	84%	Audit Details
A School with student enrollments must have a Principal.	0	100%	Audit Details
A school with students must have teachers.	0	100%	Audit Details
A Superintendent is missing for the School District.	0	100%	Audit Details
Active Employee has no positions for the current school year.	0	100%	
Employee counts for employer variance from previous year exceeds the norm.	0	100%	Audit Details
The Student to Administer ratio are outside of the norm.	0	100%	Audit Details
The Student to Certified staff ratio are outside of the norm.	0	100%	Audit Details
The Student to Teacher Ratio for grades 9-12 are outside of the norm.	0	100%	Audit Details
The Student to Teacher Ratio for grades K-8 are outside of the norm.	0	100%	Audit Details
There is more than one Superintendent for the School District.	0	100%	Audit Details



Illinois
State Board of
Education

Whole Child • Whole School • Whole Community

Audit Definition of Errors

31

Illinois State Board of Education

ISBE Data Quality Dashboard

Data Quality Status Help

Select District: Whoville CUSD xx

Search District/School: Little Elementary
Clover Middle School
Mt. Crump High School

Go Back Scoring Key : 100 % [Grade A] 95% - 99.9% [Grade B] 90% - 94.9% [Grade C] 85% - 89.9% [Grade D] < 85 % [Grade F] AS OF DATE: 6/25/2018 2:45:04 AM

EIS Positions Audits

Whoville CUSD xx
00-000-0000-00-0000

Category Score
98.5%

Teacher has course assignment in SIS but no Teacher-related Position code record in EIS.

Entity Name	Total # of Teachers	Teachers Missing Positions	Errors	Score	
Little Elementary 00-000-0000-00-000	16	4	4	75%	View Details
Clover Middle School 00-000-0000-00-000	13	3	3	76.9%	View Details
Mt. Crump High School 00-000-0000-00-000	6	0	0	100%	

Error
Definition

Audit Entity Name

32

Illinois State Board of Education

ISBE Data Quality Dashboard

Data Quality Status Help

Select District: Whoville CUSD xx

Search District/School: Little Elementary, Clover Middle School, Mt. Crump High School

Go Back Scoring Key: 100% [Grade A] 95% - 99.9% [Grade B] 90% - 94.9% [Grade C] 85% - 89.9% [Grade D] < 85% [Grade F] AS OF DATE: 6/25/2018 2:45:04 AM

EIS Positions Audits

Category Score 98.5%

Teacher has course assignment in SIS but no Teacher-related Position code record in EIS.

Entity Name	Total # of Teachers	Teachers Missing Positions	Errors	Score	
Little Elementary 00-000-0000-00-000	16	4	4	75%	View Details
Clover Middle School 00-000-0000-00-000	13	3	3	76.9%	View Details
Mt. Crump High School 00-000-0000-00-000	6	0	0	100%	

What school has the error

Audit Totals

33

Illinois State Board of Education

ISBE Data Quality Dashboard

Data Quality Status Help

Select District: Whoville CUSD xx

Search District/School: Little Elementary
Clover Middle School
Mt. Crump High School

Go Back Scoring Key : 100 % [Grade A] 95% - 99.9% [Grade B] 90% - 94.9% [Grade C] 85% - 89.9% [Grade D] < 85 % [Grade F] AS OF DATE: 6/25/2018 2:45:04 AM

EIS Positions Audits

Category Score 98.5%

Teacher has course assignment in SIS but no Teacher-related Position code record in EIS.

Entity Name	Total # of Teachers	Teachers Missing Positions	Errors	Score	
Little Elementary 00-000-0000-00-000	16	4	4	75%	View Details
Clover Middle School 00-000-0000-00-000	13	3	3	76.9%	View Details
Mt. Crump High School 00-000-0000-00-000	6	0	0	100%	

Total number
of teachers in
each school



Illinois
State Board of
Education

Whole Child • Whole School • Whole Community

Audit Totals

34

Illinois State Board of Education

ISBE Data Quality Dashboard

Data Quality Status Help

Select District: Whoville CUSD xx

Search District/School: Little Elementary, Clover Middle School, Mt. Crump High School

Go Back Scoring Key: 100% [Grade A] 95% - 99.9% [Grade B] 90% - 94.9% [Grade C] 85% - 89.9% [Grade D] < 85% [Grade F] AS OF DATE: 6/25/2018 2:45:04 AM

EIS Positions Audits

Category Score 98.5%

Teacher has course assignment in SIS but no Teacher-related Position code record in EIS.

Entity Name	Total # of Teachers	Teachers Missing Positions	Errors	Score	
Little Elementary 00-000-0000-00-000	16	4	4	75%	View Details
Clover Middle School 00-000-0000-00-000	13	3	3	76.9%	View Details
Mt. Crump High School 00-000-0000-00-000	6	0	0	100%	

Number of teachers missing positions

Audit Totals

35

Illinois State Board of Education

ISBE Data Quality Dashboard

Data Quality Status Help

Select District: Whoville CUSD xx

Search District/School: Little Elementary, Clover Middle School, Mt. Crump High School

Scoring Key: 100% [Grade A] 95% - 99.9% [Grade B] 90% - 94.9% [Grade C] 85% - 89.9% [Grade D] < 85% [Grade F] AS OF DATE: 6/25/2018 2:45:04 AM

EIS Positions Audits

Category Score 98.5%

Teacher has course assignment in SIS but no Teacher-related Position code record in EIS.

Entity Name	Total # of Teachers	Teachers Missing Positions	Errors	Score	
Little Elementary 00-000-0000-00-000	16	4	4	75%	View Details
Clover Middle School 00-000-0000-00-000	13	3	3	76.9%	View Details
Mt. Crump High School 00-000-0000-00-000	6	0	0	100%	

Total Number of Errors




Illinois
State Board of
Education

Whole Child • Whole School • Whole Community

Audit Data Quality Score

36

**Illinois State Board of Education**

ISBE Data Quality Dashboard

Data Quality Status Help

Select District: **Whoville CUSD xx**

Search District/School:

[Little Elementary](#)
[Clover Middle School](#)
[Mt. Crump High School](#)

EIS Positions Audits

Category Score
98.5%

Teacher has course assignment in SIS but no Teacher-related Position code record in EIS.

Entity Name	Total # of Teachers	Teachers Missing Positions	Errors	Score	
Little Elementary 00-000-0000-00-000	16	4	4	75%	View Details
Clover Middle School 00-000-0000-00-000	13	3	3	76.9%	View Details
Mt. Crump High School 00-000-0000-00-000	6	0	0	100%	

How the Data Errors are impacting your Data Quality




Illinois
State Board of
Education

Whole Child • Whole School • Whole Community

Audit Details

37



Illinois State
Board of Education

ISBE Data Quality Dashboard

Data Quality StatusHelp

Select District:

Whoville CUSD xx

Search District/School:

Little Elementary

Clover Middle School

Mt. Crump High School

1 of 1Find | Next

Go BackScoring Key : 100 % [Grade A]95% - 99.9% [Grade B]90% - 94.9% [Grade C]85% - 89.9% [Grade D]< 85 % [Grade F]AS OF DATE: 6/25/2018 2:45:04 AM

EIS Positions Audits

Category Score
98.5%

Teacher has course assignment in SIS but no Teacher-related Position code record in EIS.

Entity Name	Total # of Teachers	Teachers Missing Positions	Errors	Score	
Little Elementary 00-000-0000-00-000	16	4	4	75%	View Details
Clover Middle School 00-000-0000-00-000	13	3	3	76.9%	View Details
Mt. Crump High School 00-000-0000-00-000	6	0	0	100%	




Illinois
State Board of
Education

Whole Child • Whole School • Whole Community

Audit Details

38

**Illinois State Board of Education**

ISBE Data Quality Dashboard

Data Quality StatusHelp

Select District:Whoville CUSD xx

Search District/School:

Little Elementary
Clover Middle School
Mt. Crump High School

1 of 1Find | Next

[Go Back](#)

Scoring Key : 100 % [Grade A] 95% - 99.9% [Grade B] 90% - 94.9% [Grade C] 85% - 89.9 [Grade D] < 85 % [Grade F] AS OF DATE: 6/25/20

EIS Positions Audits

Mt. Crump High School00-000-0000-00-0000Category Score: 91.7%

Teacher has course assignment in SIS but no Teacher-related Position code record in EIS.75%

IEIN	Name	# of Classes
000000	BILL BURR	2
000000	PATTY NELSON	1
000000	JOE ROGAN	12
000000	SHEILA ANDERSON	2




Illinois
State Board of
Education

Whole Child • Whole School • Whole Community

Audit Details

39

**Illinois State Board of Education**

ISBE Data Quality Dashboard

Data Quality StatusHelp

Select District:

Whoville CUSD xx

Search District/School:

Little Elementary

Clover Middle School

Mt. Crump High School

1 of 1Find | Next

[Go Back](#)

Scoring Key :

100 % [Grade A]

95% - 99.9% [Grade B]

90% - 94.9% [Grade C]

85% - 89.9 [Grade D]

< 85 % [Grade F]

AS OF DATE: 6/25/20

EIS Positions Audits

Mt. Crump High School00-000-0000-00-0000Category Score:

91.7%

75%

Teacher has course assignment in SIS but no Teacher-related Position code record in EIS.

IEIN	Name	# of Classes
000000	BILL BURR	2
000000	PATTY NELSON	1
000000	JOE ROGAN	12
000000	SHEILA ANDERSON	2




Illinois
State Board of
Education

Whole Child • Whole School • Whole Community

Audit Details

40

**Illinois State Board of Education**

ISBE Data Quality Dashboard

Data Quality StatusHelp

Select District:

Whoville CUSD xx

Search District/School:

Little Elementary

Clover Middle School

Mt. Crump High School

1 of 1Find | Next

[Go Back](#)

Scoring Key : 100 % [Grade A] 95% - 99.9% [Grade B] 90% - 94.9% [Grade C] 85% - 89.9 [Grade D] < 85 % [Grade F] AS OF DATE: 6/25/20

EIS Positions Audits

Mt. Crump High School00-000-0000-00-0000Category Score: 91.7%

Teacher has course assignment in SIS but no Teacher-related Position code record in EIS.75%

IEIN	Name	# of Classes
000000	BILL BURR	2
000000	PATTY NELSON	1
000000	JOE ROGAN	12
000000	SHEILA ANDERSON	2




Illinois
State Board of
Education

Whole Child • Whole School • Whole Community

Audit Details

41

**Illinois State Board of Education**

ISBE Data Quality Dashboard

Data Quality StatusHelp

Select District:

Whoville CUSD xx

Search District/School:

Little Elementary

Clover Middle School

Mt. Crump High School

1 of 1Find | Next

[Go Back](#)

Scoring Key : 100 % [Grade A] 95% - 99.9% [Grade B] 90% - 94.9% [Grade C] 85% - 89.9 [Grade D] < 85 % [Grade F] AS OF DATE: 6/25/20

EIS Positions Audits

Mt. Crump High School00-000-0000-00-0000Category Score: 91.7%

Teacher has course assignment in SIS but no Teacher-related Position code record in EIS.75%

IEIN	Name	# of Classes
000000	BILL BURR	2
000000	PATTY NELSON	1
000000	JOE ROGAN	12
000000	SHEILA ANDERSON	2




Illinois
State Board of
Education

Whole Child • Whole School • Whole Community

Audit Details

42

**Illinois State Board of Education**

ISBE Data Quality Dashboard

Data Quality StatusHelp

Select District:

Whoville CUSD xx

Search District/School:

Little Elementary

Clover Middle School

Mt. Crump High School

1 of 1Find | Next

[Go Back](#)

Scoring Key :

100 % [Grade A]

95% - 99.9% [Grade B]

90% - 94.9% [Grade C]

85% - 89.9 [Grade D]

< 85 % [Grade F]

AS OF DATE: 6/25/20

EIS Positions Audits

Mt. Crump High School00-000-0000-00-0000

Category Score:

91.7%

Teacher has course assignment in SIS but no Teacher-related Position code record in EIS.

75%

IEIN	Name	# of Classes
000000	BILL BURR	2
000000	PATTY NELSON	1
000000	JOE ROGAN	12
000000	SHEILA ANDERSON	2



Illinois
State Board of
Education

Whole Child • Whole School • Whole Community

Q/A and Discussion

43



Illinois
State Board of
Education

Whole Child • Whole School • Whole Community

ISBE Contact Information

44

- **Data Quality Dashboard**
 - <https://www.isbe.net/Pages/Data-Quality-Dashboard.aspx>
- **Data Analysis Division**
 - (217) 782-3950
 - datahelp@isbe.net
- **Help Desk for technical issues**
 - (217) 558-3600

Thank you!



Illinois
State Board of
Education

Whole Child • Whole School • Whole Community