



# Illinois State Board of Education

## The Data Quality Dashboard

A user's guide to accessing DQD, exploring Navigation and Functions within the DQD

# Agenda

2

- Overview
- Dashboard access
- Data Quality Dashboard Home Page
- Audit Scores
- Data Categories
- Potential Errors
- Miscellaneous Navigation
- Functions

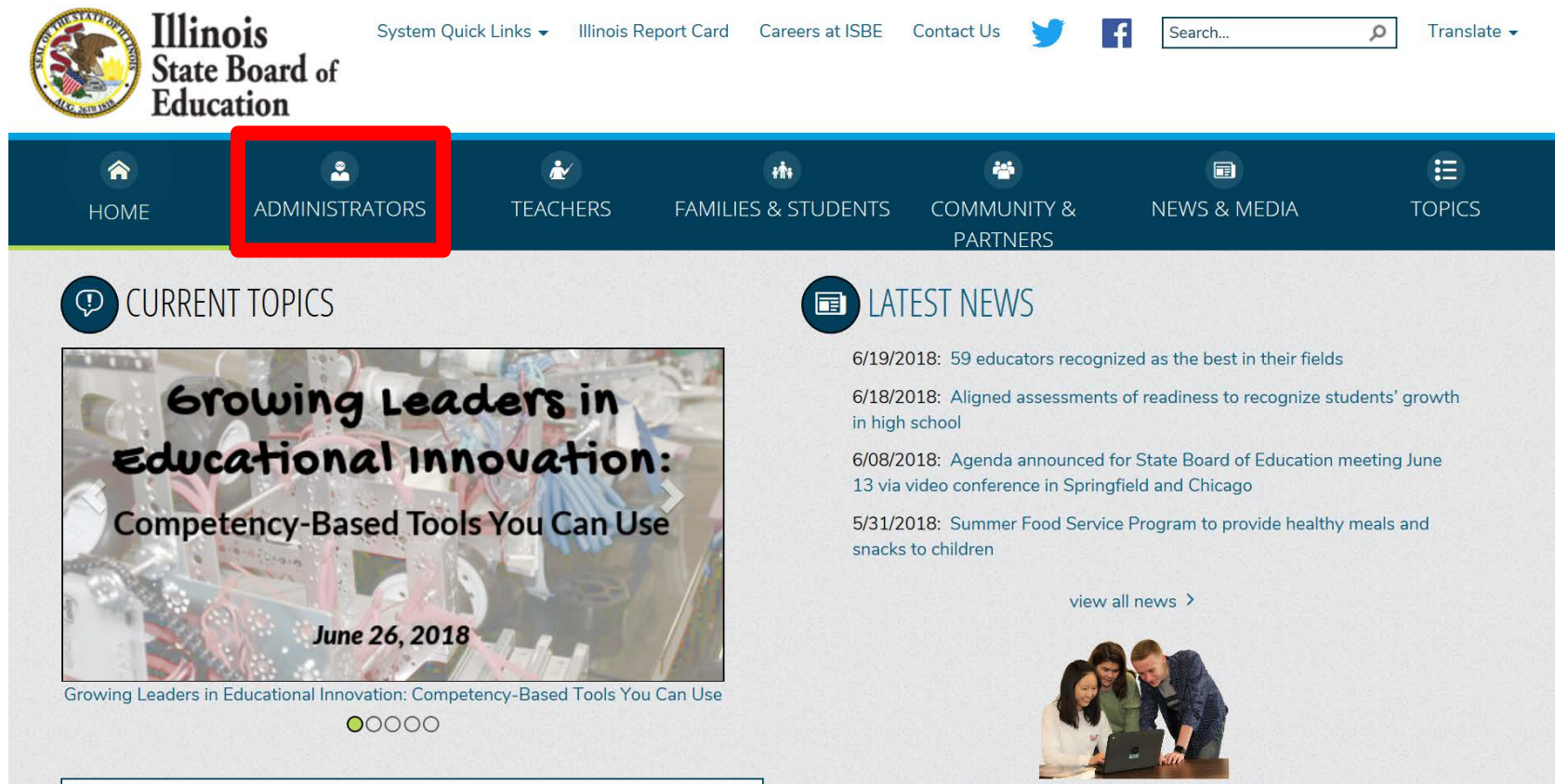
# Overview of Data Quality Dashboard

3

- The Data Quality Dashboard is an interactive tool that was created to provide feedback to districts and schools on the correctness of submitted data. The quality of your data is defined by the accuracy of the data that was entered into SIS and EIS. The Data Quality Dashboard uses a series of audits and reasonability checks to point out potential data errors or data discrepancies. If there are discrepancies between SIS and EIS data, the Data Quality Dashboard will assist you by identifying where the errors occurred and why. The Dashboard will provide pathways for districts to correct and clean the data without needing to contact ISBE.
- The objective for the Dashboard is to ensure that each district has the most accurate data available for externally published reports. The Data Quality Dashboard will assist you in the process of cleaning your data. It is highly recommended by ISBE, that local educational agencies use this tool after data has been submitted and before data has been finalized. DQD will assist you in the process of cleaning your data.

# Data Quality Dashboard Access

4



The screenshot displays the Illinois State Board of Education website. The header includes the ISBE logo, the text "Illinois State Board of Education", and navigation links: "System Quick Links", "Illinois Report Card", "Careers at ISBE", "Contact Us", social media icons for Twitter and Facebook, a search bar, and a "Translate" dropdown. A dark blue navigation bar contains icons and labels for "HOME", "ADMINISTRATORS" (highlighted with a red box), "TEACHERS", "FAMILIES & STUDENTS", "COMMUNITY & PARTNERS", "NEWS & MEDIA", and "TOPICS". Below this bar, the "CURRENT TOPICS" section features a featured article titled "Growing Leaders in Educational Innovation: Competency-Based Tools You Can Use" dated June 26, 2018, with a progress indicator of 1 out of 5 items. The "LATEST NEWS" section lists four news items from June 2018, including educator recognition, assessment alignment, meeting agenda, and a summer food service program. A "view all news" link and a photo of three people looking at a laptop are also present.



**Illinois**  
State Board of  
Education

**Whole Child • Whole School • Whole Community**

# Data Quality Dashboard Access

5



**Illinois**  
State Board of  
Education

[System Quick Links](#) ▼

[Illinois Report Card](#)

[Careers at ISBE](#)

[Contact Us](#)



[Translate](#) ▼



HOME



ADMINISTRATORS



TEACHERS



FAMILIES & STUDENTS



COMMUNITY &  
PARTNERS



NEWS & MEDIA



TOPICS

## ADMINISTRATORS

ISBE strives to support and empower districts by providing the leadership and resources needed to achieve excellence across the state. Below are links to webpages organized by program area, a list of announcements and deadlines, and a list of frequently asked questions. Check the alphabetical [sitemap](#) or use the search bar to find additional information.

[Log in to IWAS](#)

[FRIS Inquiry](#)

[Log in to Ed360](#)



**Illinois**  
State Board of  
Education

**Whole Child • Whole School • Whole Community**

# Data Quality Dashboard Access

6

**Illinois State Board of Education**  
James T. Meeks, Chairman    Tony Smith, Ph.D., State Superintendent

**ISBE Home**  
**Home**  
**Sign Up Now**  
**Get Password**  
**Contact Us**  
**Help**  
[IWAS User Guide](#)  
[IWAS Training Video](#)  
[About SSL Certificates](#)

**Already have an account? Login Here :**

**Login Name**   
**Password**

☐ Remember Login Name

**LOG IN**

**Forgot Your Password?**  
If you have forgotten your login name or password, click on the link below.  
[Find Login/Password](#)

**New Partner - Sign up Now**

Some ISBE web-based systems require electronic signatures. You can create your own logon id and password by clicking on the following link. After you establish your logon, you will then have the ability to request authorization to use ISBE's systems.

**Sign Up Now**

**Need Help?**  
If you need help with logging in, the sign up procedure or your password, please click on the link below.  
[Help](#)

This web site has been optimized for Internet Explorer 6.0 or above / Firefox 2.0 or above. You can download the latest version of these browsers by clicking on the following icons.

Copyright © 2018 Illinois State Board of Education



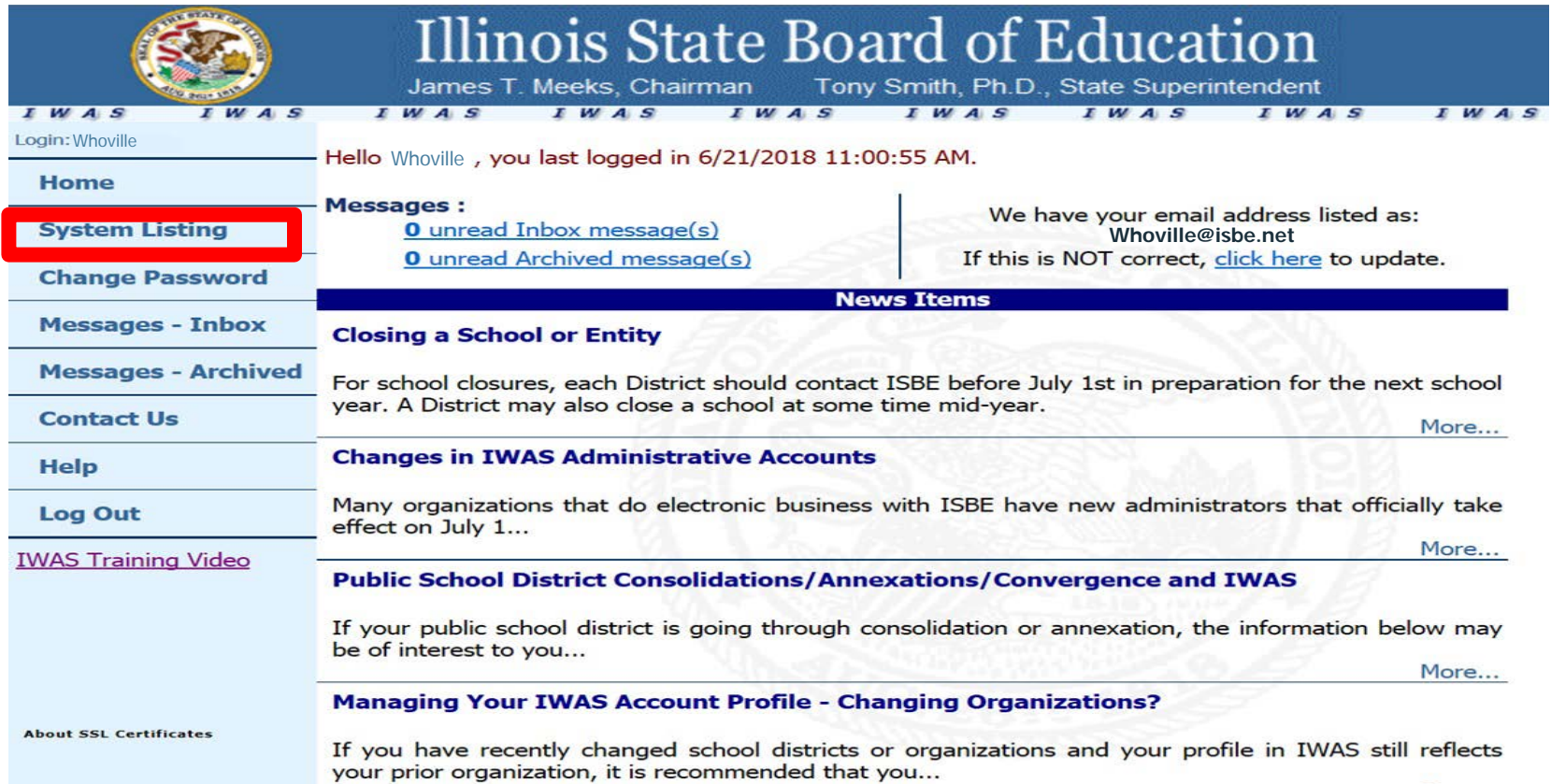
**Illinois**  
State Board of  
Education

**Whole Child • Whole School • Whole Community**



# Data Quality Dashboard Access

7



**Illinois State Board of Education**  
James T. Meeks, Chairman    Tony Smith, Ph.D., State Superintendent

Login: Whoville

**System Listing** (highlighted)

Home  
Change Password  
Messages - Inbox  
Messages - Archived  
Contact Us  
Help  
Log Out  
IWAS Training Video  
About SSL Certificates

Hello Whoville , you last logged in 6/21/2018 11:00:55 AM.

**Messages :**  
[0 unread Inbox message\(s\)](#)  
[0 unread Archived message\(s\)](#)

We have your email address listed as:  
Whoville@isbe.net  
If this is NOT correct, [click here](#) to update.

**News Items**

**Closing a School or Entity**  
For school closures, each District should contact ISBE before July 1st in preparation for the next school year. A District may also close a school at some time mid-year. [More...](#)

**Changes in IWAS Administrative Accounts**  
Many organizations that do electronic business with ISBE have new administrators that officially take effect on July 1... [More...](#)

**Public School District Consolidations/Annexations/Convergence and IWAS**  
If your public school district is going through consolidation or annexation, the information below may be of interest to you... [More...](#)

**Managing Your IWAS Account Profile - Changing Organizations?**  
If you have recently changed school districts or organizations and your profile in IWAS still reflects your prior organization, it is recommended that you...




**Illinois**  
State Board of  
Education

**Whole Child • Whole School • Whole Community**

# Data Quality Dashboard Access

8



## Illinois State Board of Education

James T. Meeks, Chairman    Tony Smith, Ph.D., State Superintendent

I W A S   I W A S   I W A S   I W A S   I W A S   I W A S   I W A S   I W A S   I W A S


Login: Whoville











- Home
- System Listing
- Change Password
- Messages - Inbox
- Messages - Archived
- Contact Us
- Help
- Log Out

[IWAS Training Video](#)

### Other Systems

To gain authorization to use a system, click on "Sign Up Now" under the "Authorization" heading.

 [Click Here for Due Dates](#)

Categories - Click to Expand/Collapse Tree	Authorization
 <a href="#">Claims</a>	
 <a href="#">Grants</a>	
 <a href="#">Surveys</a>	
 <a href="#">Reporting</a>	
..... Data Quality Dashboard	 <a href="#">Sign Up Now</a>
..... Electronic Expenditure Reports	 <a href="#">Sign Up Now</a>
..... Employment Information System (EIS)	 <a href="#">Sign Up Now</a>
..... Entity Profile System	 <a href="#">Sign Up Now</a>
..... Equipment Deletion/Transfer	 <a href="#">Sign Up Now</a>
..... Grant Periodic Reporting System	 <a href="#">Sign Up Now</a>




Illinois  
State Board of  
Education

Whole Child • Whole School • Whole Community



# Data Quality Dashboard Access

9



## Illinois State Board of Education

James T. Meeks, Chairman   Tony Smith, Ph.D., State Superintendent

*I W A S   I W A S   I W A S   I W A S   I W A S   I W A S   I W A S   I W A S   I W A S*

Login: Whoville

- Home
- System Listing
- Pending Sign Ups
- Pending Documents
- Change Password
- Preferences
- Search
- Help
- Log Out

[IWAS Training Video](#)

About SSL Certificates

### My Systems

Below are systems that you are either authorized to use or are awaiting authorization from either your district (Pending-District), ROE (Pending-ROE) or ISBE (Pending-ISBE). Once you are "Authorized" to access a system, simply click on the system description to use it.

[Click Here for Due Dates](#)

Categories - Click to Expand/Collapse Tree	Authorization
Reporting	
Data Quality Dashboard	<b>Authorized</b>
Employment Information System (EIS)	Authorized
Annual	
E-Report Card	Authorized
ISBE Internal	
Web	
Entity Profile System (Internal)	Authorized
Educators	
ELIS for Administrators	Authorized

Legend: : System Description - Detailed   : Due Dates   : Profile

[Want to Signup for Other Systems?](#)

Copyright © 2018 Illinois State Board of Education




Illinois  
State Board of  
Education

Whole Child • Whole School • Whole Community

# Data Quality Dashboard Access

10



## Illinois State Board of Education

James T. Meeks, Chairman    Tony Smith, Ph.D., State Superintendent

I W A S   I W A S   I W A S   I W A S   I W A S   I W A S   I W A S   I W A S   I W A S

Login: Whoville


- Home
- System Listing
- Pending Sign Ups
- Pending Documents
- Change Password
- Preferences
- Search
- Help
- Log Out
















[IWAS Training Video](#)




About SSL Certificates

### My Systems

Below are systems that you are either authorized to use or are awaiting authorization from either your district (Pending-District), ROE (Pending-ROE) or ISBE (Pending-ISBE). Once you are "Authorized" to access a system, simply click on the system description to use it.

 [Click Here for Due Dates](#)

Categories - Click to Expand/Collapse Tree	Authorization
<b>Reporting</b>	
Data Quality Dashboard	   <b>Authorized</b>
Employment Information System (EIS)	   <b>Authorized</b>
<b>Annual</b>	
E-Report Card	   <b>Authorized</b>
<b>ISBE Internal</b>	
<b>Web</b>	
Entity Profile System (Internal)	   <b>Authorized</b>
<b>Educators</b>	
ELIS for Administrators	   <b>Authorized</b>

**Legend:**  : System Description - Detailed     : Due Dates     : Profile

[Want to Signup for Other Systems?](#)

Copyright © 2018 Illinois State Board of Education








Illinois  
State Board of  
Education

Whole Child • Whole School • Whole Community

# Data Quality Dashboard Access

11

Reporting		
Data Quality Dashboard		<a href="#">Sign Up Now</a>
Electronic Expenditure Reports		<a href="#">Sign Up Now</a>
Entity Profile System		<a href="#">Sign Up Now</a>
Equipment Deletion/Transfer		<a href="#">Sign Up Now</a>
Grant Periodic Reporting System		<a href="#">Sign Up Now</a>



**Illinois**  
State Board of  
Education

**Whole Child • Whole School • Whole Community**

# Data Quality Dashboard Home Page

12

Illinois State Board of Education

ISBE Data Quality Dashboard

Data Quality Status Help

Select District: Whoville CUSD xx

Search District/School:

Little Elementary  
Clover Middle School  
Mt. Crump High School

Scoring Key : 100 % [Grade A] 95% - 99.9% [Grade B] 90% - 94.9% [Grade C] 85% - 89.9 [Grade D] < 85 % [Grade F]

AS OF DATE: 6/25/2018 2:45:04 AM

**Data Quality Dashboard**

District XX Schools  
00-000-0000-00-0000

Overall Score  
79.8%

Category	Errors	Score	
EIS Positions	3	99.3%	<a href="#">View Audits</a>
EIS Salaries	3	0%	<a href="#">View Audits</a>
Enrollments	1	99.7%	<a href="#">View Audits</a>
Student Course Assignments	0	100%	<a href="#">View Audits</a>
Teacher Course Assignments	0	100%	<a href="#">View Audits</a>



Illinois  
State Board of  
Education

Whole Child • Whole School • Whole Community

# Data Quality Audit Scores

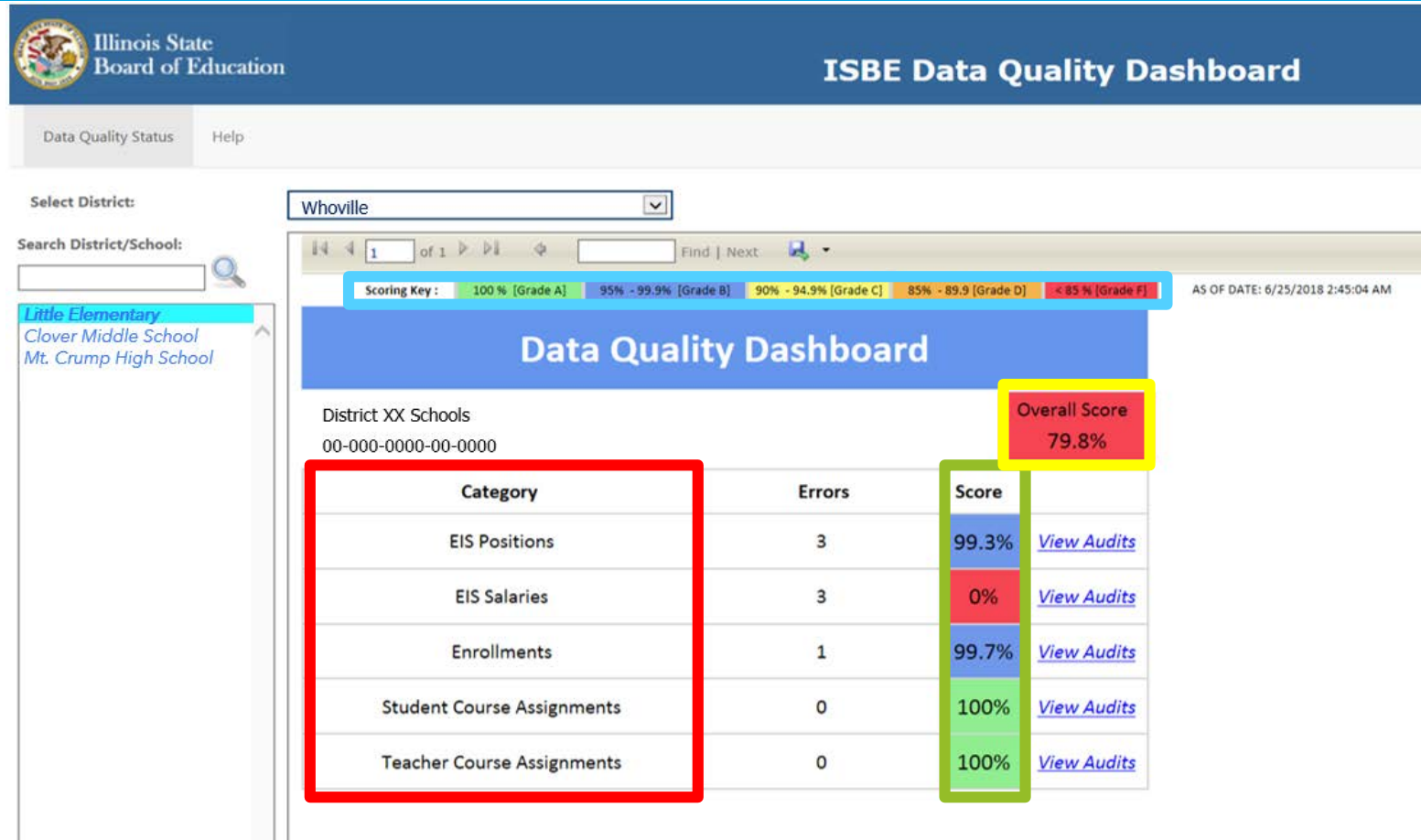
13

- 100% Clean Data = A (**Green**)
- 95-99.9% Clean Data = B (**Blue**)
- 90-94.9% Clean Data = C (**Yellow**)
- 85-89.9% Clean Data = D (**Orange**)
- < 85% Clean Data = F (**Red**)



# Data Quality Audit Scores

14



Illinois  
State Board of  
Education

Whole Child • Whole School • Whole Community

# Data Categories

15

- EIS Positions
- EIS Salaries
- Enrollments
- Student Course Assignments
- Teacher Course Assignments

# Data Categories

16

The screenshot shows the ISBE Data Quality Dashboard for the Whoville district. The dashboard displays a table of data quality metrics for various categories. A red box highlights the first five categories: EIS Positions, EIS Salaries, Enrollments, Student Course Assignments, and Teacher Course Assignments. The overall score for the district is 79.8%.

**ISBE Data Quality Dashboard**

Select District: Whoville

Search District/School: Little Elementary, Clover Middle School, Mt. Crump High School

Scoring Key: 100% [Grade A], 95% - 99.9% [Grade B], 90% - 94.9% [Grade C], 85% - 89.9% [Grade D], < 85% [Grade F]

AS OF DATE: 6/25/2018 2:45:04 AM

Category	Errors	Score	
EIS Positions	3	99.3%	<a href="#">View Audits</a>
EIS Salaries	3	0%	<a href="#">View Audits</a>
Enrollments	1	99.7%	<a href="#">View Audits</a>
Student Course Assignments	0	100%	<a href="#">View Audits</a>
Teacher Course Assignments	0	100%	<a href="#">View Audits</a>

District XX Schools  
00-000-0000-00-0000

Overall Score  
79.8%




Illinois  
State Board of  
Education

Whole Child • Whole School • Whole Community

# Potential Errors

17

**Illinois State Board of Education**

**ISBE Data Quality Dashboard**

Data Quality StatusHelp

Select District:

Whoville

Search District/School:

Little Elementary

Clover Middle School

Mt. Crump High School

1 of 1FindNext

Scoring Key : 100 % [Grade A] 95% - 99.9% [Grade B] 90% - 94.9% [Grade C] 85% - 89.9 [Grade D] < 85 % [Grade F] AS OF DATE: 6/25/2018 2:45:04 AM

**Data Quality Dashboard**

District XX Schools  
00-000-0000-00-0000

Overall Score  
79.8%

Category	Errors	Score	
EIS Positions	3	99.3%	<a href="#">View Audits</a>
EIS Salaries	3	0%	<a href="#">View Audits</a>
Enrollments	1	99.7%	<a href="#">View Audits</a>
Student Course Assignments	0	100%	<a href="#">View Audits</a>
Teacher Course Assignments	0	100%	<a href="#">View Audits</a>



**Illinois**  
State Board of  
Education

**Whole Child • Whole School • Whole Community**

# Audits Details

18

[Data Quality Status](#) [Help](#)

Select District:

Whoville CUSD xx

Search District/School:

Little Elementary

Clover Middle School

Mt. Crump High School

1 of 1

Find | Next

[Go Back](#)

Scoring Key : 100 % [Grade A] 95% - 99.9% [Grade B] 90% - 94.9% [Grade C] 85% - 89.9 [Grade D] < 85 % [Grade F]

AS OF DATE: 6/25/2018 2:45:04 AM

EIS Positions Audits

Whoville CUSD xx  
00-000-0000-00-0000

Category Score  
98.5%

Audit Description	Errors	Score	
Teacher has course assignment in SIS but no Teacher-related Position code record in EIS.	7	84%	<a href="#">Audit Details</a>
A School with student enrollments must have a Principal.	0	100%	<a href="#">Audit Details</a>
A school with students must have teachers.	0	100%	<a href="#">Audit Details</a>
A Superintendent is missing for the School District.	0	100%	<a href="#">Audit Details</a>
Active Employee has no positions for the current school year.	0	100%	
Employee counts for employer variance from previous year exceeds the norm.	0	100%	<a href="#">Audit Details</a>
The Student to Administer ratio are outside of the norm.	0	100%	<a href="#">Audit Details</a>
The Student to Certified staff ratio are outside of the norm.	0	100%	<a href="#">Audit Details</a>
The Student to Teacher Ratio for grades 9-12 are outside of the norm.	0	100%	<a href="#">Audit Details</a>
The Student to Teacher Ratio for grades K-8 are outside of the norm.	0	100%	<a href="#">Audit Details</a>
There is more than one Superintendent for the School District.	0	100%	<a href="#">Audit Details</a>



Illinois  
State Board of  
Education

Whole Child • Whole School • Whole Community



# Audits Details

19

[Data Quality Status](#) [Help](#)

Select District:

Whoville CUSD xx

Search District/School:

Little Elementary

Clover Middle School

Mt. Crump High School

1 of 1 Find | Next

[Go Back](#) Scoring Key : 100 % [Grade A] 95% - 99.9% [Grade B] 90% - 94.9% [Grade C] 85% - 89.9 [Grade D] < 85 % [Grade F] AS OF DATE: 6/25/2018 2:45:04 AM

EIS Positions Audits

Whoville CUSD xx  
00-000-0000-00-0000

Category Score  
98.5%

Audit Description	Errors	Score	
Teacher has course assignment in SIS but no Teacher-related Position code record in EIS.	7	84%	<a href="#">Audit Details</a>
A School with student enrollments must have a Principal.	0	100%	<a href="#">Audit Details</a>
A school with students must have teachers.	0	100%	<a href="#">Audit Details</a>
A Superintendent is missing for the School District.	0	100%	<a href="#">Audit Details</a>
Active Employee has no positions for the current school year.	0	100%	
Employee counts for employer variance from previous year exceeds the norm.	0	100%	<a href="#">Audit Details</a>
The Student to Administer ratio are outside of the norm.	0	100%	<a href="#">Audit Details</a>
The Student to Certified staff ratio are outside of the norm.	0	100%	<a href="#">Audit Details</a>
The Student to Teacher Ratio for grades 9-12 are outside of the norm.	0	100%	<a href="#">Audit Details</a>
The Student to Teacher Ratio for grades K-8 are outside of the norm.	0	100%	<a href="#">Audit Details</a>
There is more than one Superintendent for the School District.	0	100%	<a href="#">Audit Details</a>




Illinois  
State Board of  
Education

Whole Child • Whole School • Whole Community

# Audit Details

20

**Illinois State Board of Education**

**ISBE Data Quality Dashboard**

Data Quality StatusHelp

Select District:

Whoville CUSD xx

Search District/School:

Little Elementary

Clover Middle School

Mt. Crump High School

1 of 1

Find | Next

[Go Back](#)Scoring Key : 100 % [Grade A] 95% - 99.9% [Grade B] 90% - 94.9% [Grade C] 85% - 89.9 [Grade D] < 85 % [Grade F]AS OF DATE: 6/25/2018 2:45:04 AM

**EIS Positions Audits**

Whoville CUSD xx  
00-000-0000-00-0000

Category Score  
98.5%

Teacher has course assignment in SIS but no Teacher-related Position code record in EIS.

Entity Name	Total # of Teachers	Teachers Missing Positions	Errors	Score	
Little Elementary 00-000-0000-00-000	16	4	4	75%	<a href="#">View Details</a>
Clover Middle School 00-000-0000-00-000	13	3	3	76.9%	<a href="#">View Details</a>
Mt. Crump High School 00-000-0000-00-000	6	0	0	100%	




**Illinois**  
State Board of  
Education

**Whole Child • Whole School • Whole Community**

# Audit Details

21

**Illinois State Board of Education**

**ISBE Data Quality Dashboard**

Data Quality StatusHelp

Select District:

Whoville CUSD xx

Search District/School:

Little Elementary

Clover Middle School

Mt. Crump High School

1 of 1Find | Next

[Go Back](#)

Scoring Key : 100 % [Grade A] 95% - 99.9% [Grade B] 90% - 94.9% [Grade C] 85% - 89.9 [Grade D] < 85 % [Grade F] AS OF DATE: 6/25/20

**EIS Positions Audits**

Mt. Crump High School00-000-0000-00-0000Category Score: 91.7%

Teacher has course assignment in SIS but no Teacher-related Position code record in EIS.


IEIN	Name	# of Classes
000000	BILL BURR	2
000000	PATTY NELSON	1
000000	JOE ROGAN	12
000000	SHEILA ANDERSON	2

# Miscellaneous Navigation

22

Data Quality Status **Help**

Select District: **Whoville CUSD xx**

Search District/School:  

**Little Elementary**  
Clover Middle School  
Mt. Crump High School

**EIS Positions Audits**

Whoville CUSD xx  
00-000-0000-00-0000

Category Score  
98.5%

Scoring Key: 100% [Grade A] 95% - 99.9% [Grade B] 90% - 94.9% [Grade C] 85% - 89.9 [Grade D] < 85% [Grade F] AS OF DATE: 6/25/2018 2:45:04 AM

Audit Description	Errors	Score	
Teacher has course assignment in SIS but no Teacher-related Position code record in EIS.	7	84%	<a href="#">Audit Details</a>
A School with student enrollments must have a Principal.	0	100%	<a href="#">Audit Details</a>
A school with students must have teachers.	0	100%	<a href="#">Audit Details</a>
A Superintendent is missing for the School District.	0	100%	<a href="#">Audit Details</a>
Active Employee has no positions for the current school year.	0	100%	
Employee counts for employer variance from previous year exceeds the norm.	0	100%	<a href="#">Audit Details</a>
The Student to Administer ratio are outside of the norm.	0	100%	<a href="#">Audit Details</a>
The Student to Certified staff ratio are outside of the norm.	0	100%	<a href="#">Audit Details</a>
The Student to Teacher Ratio for grades 9-12 are outside of the norm.	0	100%	<a href="#">Audit Details</a>
The Student to Teacher Ratio for grades K-8 are outside of the norm.	0	100%	<a href="#">Audit Details</a>
There is more than one Superintendent for the School District.	0	100%	<a href="#">Audit Details</a>



Illinois  
State Board of  
Education

Whole Child • Whole School • Whole Community

# Miscellaneous Navigation

23

[Data Quality Status](#) [Help](#)

Select District:  
Search District/School:  

Little Elementary  
Clover Middle School  
Mt. Crump High School

Whoville CUSD xx

1 of 1 Find | Next

[Go Back](#) Scoring Key : 100 % [Grade A] 95% - 99.9% [Grade B] 90% - 94.9% [Grade C] 85% - 89.9 [Grade D] < 85 % [Grade F] AS OF DATE: 6/25/2018 2:45:04 AM

EIS Positions Audits

Whoville CUSD xx  
00-000-0000-00-0000

Category Score  
98.5%

Audit Description	Errors	Score	
Teacher has course assignment in SIS but no Teacher-related Position code record in EIS.	7	84%	<a href="#">Audit Details</a>
A School with student enrollments must have a Principal.	0	100%	<a href="#">Audit Details</a>
A school with students must have teachers.	0	100%	<a href="#">Audit Details</a>
A Superintendent is missing for the School District.	0	100%	<a href="#">Audit Details</a>
Active Employee has no positions for the current school year.	0	100%	
Employee counts for employer variance from previous year exceeds the norm.	0	100%	<a href="#">Audit Details</a>
The Student to Administer ratio are outside of the norm.	0	100%	<a href="#">Audit Details</a>
The Student to Certified staff ratio are outside of the norm.	0	100%	<a href="#">Audit Details</a>
The Student to Teacher Ratio for grades 9-12 are outside of the norm.	0	100%	<a href="#">Audit Details</a>
The Student to Teacher Ratio for grades K-8 are outside of the norm.	0	100%	<a href="#">Audit Details</a>
There is more than one Superintendent for the School District.	0	100%	<a href="#">Audit Details</a>



Illinois  
State Board of  
Education

Whole Child • Whole School • Whole Community



# Miscellaneous Navigation

24

**Illinois State Board of Education**

**ISBE Data Quality Dashboard**

Data Quality Status Help

Select District: Whoville CUSD xx

Search District/School: Little Elementary, Clover Middle School, Mt. Crump High School

Scoring Key: 100% [Grade A], 95% - 99.9% [Grade B], 90% - 94.9% [Grade C], 85% - 89.9 [Grade D], < 85% [Grade F]

AS OF DATE: 6/25/2018 2:45:04 AM

**Data Quality Dashboard**

District XX Schools  
00-000-0000-00-0000

**Overall Score: 79.8%**

Category	Errors	Score	
EIS Positions	3	99.3%	<a href="#">View Audits</a>
EIS Salaries	3	0%	<a href="#">View Audits</a>
Enrollments	1	99.7%	<a href="#">View Audits</a>
Student Course Assignments	0	100%	<a href="#">View Audits</a>
Teacher Course Assignments	0	100%	<a href="#">View Audits</a>



**Illinois**  
State Board of  
Education

**Whole Child • Whole School • Whole Community**

# Miscellaneous Navigation

25

Illinois State Board of Education

## ISBE Data Quality Dashboard

Data Quality Status Help

Select District: Whoville CUSD xx

Search District/School: 1 of 1 Find | Next

Scoring Key : 100% [Grade A] 95% - 99.9% [Grade B] 90% - 94.9% [Grade C] 85% - 89.9 [Grade D] < 85 % [Grade F] AS OF DATE: 6/25/2018 2:45:04 AM

### Data Quality Dashboard

District XX Schools  
00-000-0000-00-0000

Overall Score  
79.8%

Category	Errors	Score	
EIS Positions	3	99.3%	<a href="#">View Audits</a>
EIS Salaries	3	0%	<a href="#">View Audits</a>
Enrollments	1	99.7%	<a href="#">View Audits</a>
Student Course Assignments	0	100%	<a href="#">View Audits</a>
Teacher Course Assignments	0	100%	<a href="#">View Audits</a>

Little Elementary  
Clover Middle School  
Mt. Crump High School



Illinois  
State Board of  
Education

Whole Child • Whole School • Whole Community

# Functions

26

[Data Quality Status](#) [Help](#)

Select District:

Search District/School:

Little Elementary

Clover Middle School

Mt. Crump High School

Whoville CUSD xx

1 of 1

Find | Next

[Go Back](#)

Scoring Key : 100 % [Grade A] 95% - 99.9% [Grade B]

9.9 [Grade D] < 85 % [Grade F]

AS OF DATE: 6/25/2018 2:45:04 AM

EIS Position

Whoville CUSD xx

00-000-0000-00-0000

Category Score

98.5%

Audit Description

		Score	
Teacher has course assignment in SIS but no Teacher-related Position code record in EIS.	7	84%	<a href="#">Audit Details</a>
A School with student enrollments must have a Principal.	0	100%	<a href="#">Audit Details</a>
A school with students must have teachers.	0	100%	<a href="#">Audit Details</a>
A Superintendent is missing for the School District.	0	100%	<a href="#">Audit Details</a>
Active Employee has no positions for the current school year.	0	100%	
Employee counts for employer variance from previous year exceeds the norm.	0	100%	<a href="#">Audit Details</a>
The Student to Administer ratio are outside of the norm.	0	100%	<a href="#">Audit Details</a>
The Student to Certified staff ratio are outside of the norm.	0	100%	<a href="#">Audit Details</a>
The Student to Teacher Ratio for grades 9-12 are outside of the norm.	0	100%	<a href="#">Audit Details</a>
The Student to Teacher Ratio for grades K-8 are outside of the norm.	0	100%	<a href="#">Audit Details</a>
There is more than one Superintendent for the School District.	0	100%	<a href="#">Audit Details</a>

XML file with report data

CSV (comma delimited)

PDF

MHTML (web archive)

Excel


TIFF file

Word



# Functions

27

**Illinois State Board of Education**

**ISBE Data Quality Dashboard**

Data Quality Status    Help

Select District:  
Whoville CUSD xx

Search District/School:  

Little Elementary  
Clover Middle School  
Mt. Crump High School

1 of 1 Find | Next

Scoring Key : 100 % [Grade A] 95% - 99.9% [Grade B] 90% - 94.9% [Grade C] 85% - 89.9 [Grade D] < 85 % [Grade F]

AS OF DATE: 7/11/2018 2:29:38 AM

**EIS Salaries Audits**

District XX Schools 00-000-0000-00-0000

Category Score: 0%

Average Administrator salary exceeds the norm. 0%

Entity Name	Sum of Admin FTE	Sum of Admin Salary	Average Salary	Difference	Score
Little Elementary 00-000-0000-00-000	1.5	\$0	\$0	0	0%

Audit is Currently Enabled

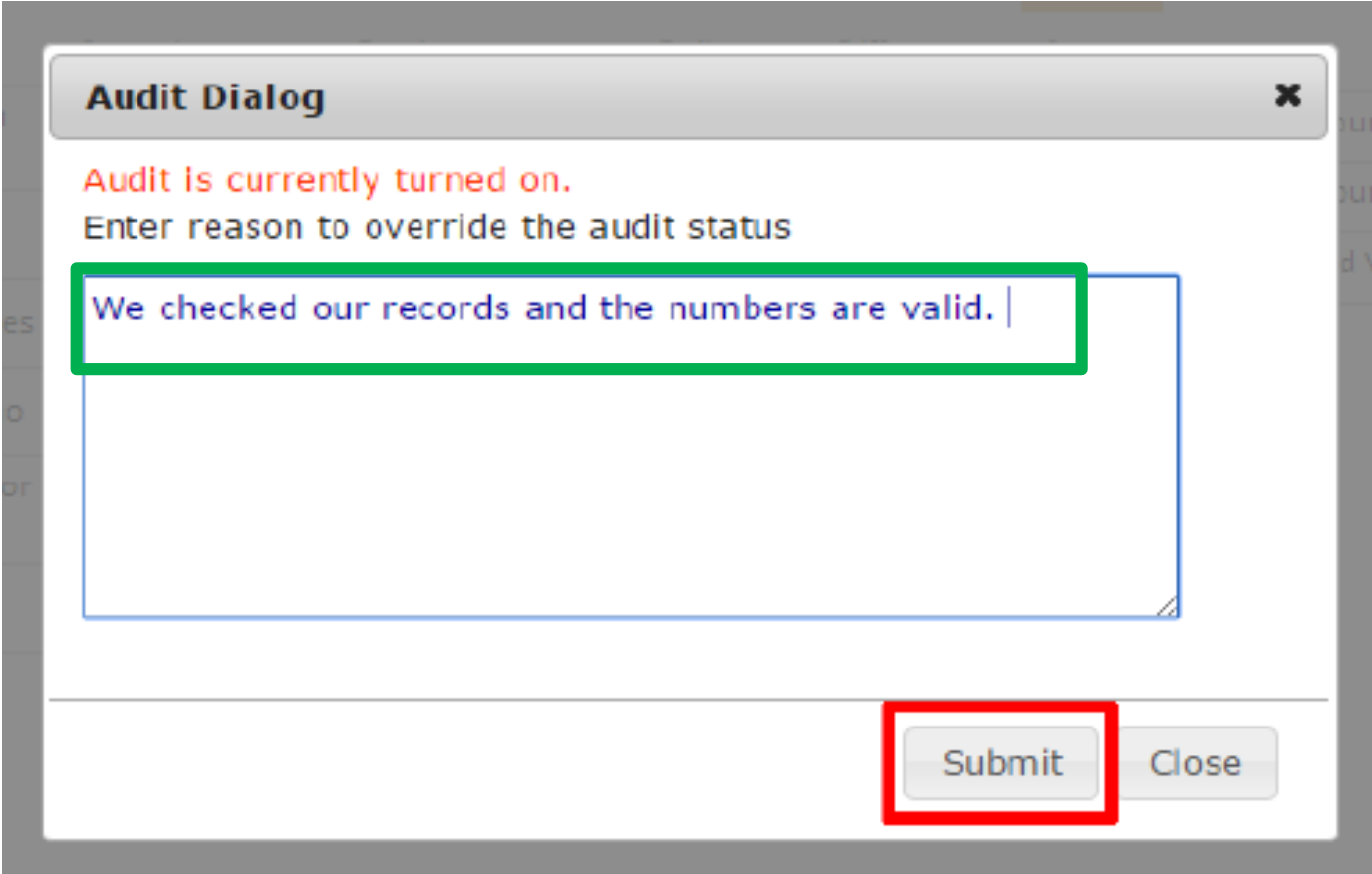
Turn Audit On/Off

Refresh Report

Lower Range	\$30,000
Upper Range	\$180,000
Minimum Count	0

# Functions

28



The image shows a software dialog box titled "Audit Dialog" with a close button (X) in the top right corner. Inside the dialog, there is a red text message: "Audit is currently turned on." followed by the instruction "Enter reason to override the audit status". Below this is a large text input area. The text "We checked our records and the numbers are valid. |" is entered into this field and is highlighted with a green rectangular border. At the bottom right of the dialog, there are two buttons: "Submit" and "Close". The "Submit" button is highlighted with a red rectangular border.

**Audit Dialog** [X]


Audit is currently turned on.  
Enter reason to override the audit status

We checked our records and the numbers are valid. |

Submit Close

# Functions

29

**Illinois State Board of Education**

**ISBE Data Quality Dashboard**

Data Quality Status    Help

Select District:  
Whoville CUSD xx

Search District/School:  

Little Elementary  
Clover Middle School  
Mt. Crump High School

1 of 1 Find | Next

Go Back    Scoring Key : 100 % [Grade A] 95% - 99.9% [Grade B] 90% - 94.9% [Grade C] 85% - 89.9 [Grade D] < 85 % [Grade F]    AS OF DATE: 7/11/2018 2:29:38 AM

**EIS Salaries Audits**  
Audit is Currently Enabled  
[Turn Audit On/Off](#)  
[Refresh Report](#)


District XX Schools    00-000-0000-00-0000    Category Score: 0%  
Average Administrator salary exceeds the norm. 0%

Entity Name	Sum of Admin FTE	Sum of Admin Salary	Average Salary	Difference	Score
Little Elementary 00-000-0000-00-000	1.5	\$0	\$0	0	0%

Lower Range	\$30,000
Upper Range	\$180,000
Minimum Count	0

# Functions

30



Illinois State  
Board of Education


ISBE Data Quality Dashboard

[Data Quality Status](#)
[Help](#)

Select District:
 

Whoville CUSD xx

Search District/School:
 



Little Elementary  
 Clover Middle School  
 Mt. Crump High School

1 of 1
 

Find | Next

Go Back
 

Scoring Key :
 100 % [Grade A]
 95% - 99.9% [Grade B]
 90% - 94.9% [Grade C]
 85% - 89.9 [Grade D]
 < 85 % [Grade F]

 AS OF DATE: 7/11/2018 2:29:38 AM

EIS Salaries Audits

District XX Schools
 00-000-0000-00-0000
 Category Score:
 0%

Average Administrator salary exceeds the norm.
 0%

Entity Name	Sum of Admin FTE	Sum of Admin Salary	Average Salary	Difference	Score
Little Elementary 00-000-0000-00-000	1.5	\$0	\$0	0	0%

Audit is Currently Disabled
 Turn Audit On/Off
 Refresh Report

Lower Range	\$30,000
Upper Range	\$180,000
Minimum Count	0

The Next Day



Illinois  
State Board of  
Education

Whole Child • Whole School • Whole Community



# ISBE Contact Information

31

- **Data Quality Dashboard**
  - <https://www.isbe.net/Pages/Data-Quality-Dashboard.aspx>
- **Division Data Strategies and Analysis**
  - (217) 782-3950
  - [datahelp@isbe.net](mailto:datahelp@isbe.net)
- **Help Desk for technical issues**
  - (217) 558-3600

## Thank you!



**Illinois**  
State Board of  
Education

**Whole Child • Whole School • Whole Community**