



# Illinois State Board of Education

## Early Childhood SIS Data Elements Webinar

*Student Information System*

School Year 2018



- **Welcome / Introductions**
- **2018 School Year Changes**
  - **Early Childhood Updates**
    - Prenatal
    - Birth to 3
    - Early Intervention to Early Childhood Special Education Transition Report
    - Evaluation
    - Early Childhood (Ages 3-5)
    - Preschool Course Assignment
    - Teacher Course Assignment
    - Example Preschool Scenarios
    - Early Childhood Metrics Status Panel
    - Early Childhood Ages 3-5 data cleanup
- **Upcoming Key Dates**
- **Where to Direct Questions**
- **ISBE Contact Information**

### Presenters

- **Howard Hammel**  
*SIS Project Manager*
- **Adam Lowery**  
*SIS Business Analyst*
- **Lindsay DeRosa**  
*SIS Business Analyst*
- **Ellie Howard**  
*SIS Business Analyst*
- **Tandi Turner**  
*SIS Business Analyst*

### Other Members of the SIS EC Team

- **Lynn Burgett**  
*Division Supervisor – Early Childhood*
- **Alicia Lynch-Deatherage**  
*Consultant – Early Childhood*
- **Ami Yohn**  
*Consultant – Early Childhood*
- **Mike Pflugmacher**  
*ISBE EC SIS Development Team*
- **Terrence Wright**  
*ISBE EC SIS Development Team*
- **Jeff Wheaton**  
*ISBE EC SIS Development Team*
- **Thomas Janssen**  
*ISBE EC SIS Development Team*

# Notice – This Webinar Is Being Recorded!

**This Webinar is being recorded.**

**Please do not provide any Student, Personal, or Vendor information.**

- **Tips for Listening**

- Computer speakers
- Headset connected to a computer
- Telephone

- **Tips for Speaking**

- Make sure you have a microphone plugged in or the computer you are using has a microphone before raising your hand.
- Make sure all audio settings in the computer are un-muted and speakers are turned down before talking.

- **Question & Answer**

- Question & Answer Session will be held at the end of the Webinar.
- Raise your hand to ask a question.
- All text messages are logged.
- Text questions will be posted in a Q & A document after the Webinar.
- If you are using a telephone, the audio pin number must be typed in correctly before you can talk.

- **Troubleshooting**

- If you are disconnected from the Webinar at any time, you can click the link that was provided to you in your email or you can re-register for the Webinar to gain access.
- If you are listening via telephone and close out of the Webinar on your computer, you will be disconnected.

### Resource documents are readily available:

- Located on the ISBE SIS webpage at <https://www.isbe.net/Pages/Student-Information-System.aspx>
- ISBE SIS Announcements
  - User Manual
  - Validations Document
  - File Format Layouts
  - Excel Templates
    - Tips for Completing (*Data Collection Name*) Template
    - Steps for Creating and Uploading (*Data Collection Name*)
  - Data Elements
  - Archived Meetings and Presentations
  - Frequently Asked Questions

- **Assistance is available when you need it:**
  - ISBE Help Desk
    - (217) 558-3600 – Option 3 – 8:00 a.m. to 5:00 p.m.
    - [help@isbe.net](mailto:help@isbe.net)
  - ISBE Early Childhood
    - (217) 524-4835– 8:00 a.m. to 4:00 p.m.
  - ISBE SIS Information Website
    - <https://www.isbe.net/Pages/Student-Information-System.aspx>

# ISBE

Illinois State Board of Education

## **Overview: The Student Information System (SIS)**



- **SIS Functions**

- Assigns a unique student identifier (SID)
- Collects demographic, enrollment, performance, and program participation data for each student
- Interfaces with internal ISBE Systems
- Tracks students from school/facility to school/facility and district to district within the state
- Provides schools, districts and facilities the ability to report timely and accurate data/information through standardized reporting capabilities
- Accepts data entered either online or via the batch process
- Provide data to drive more enlightened policy decisions resulting in enhanced educational opportunities for all children

## Overview: The Student Information System

- Provide better quality data to drive more enlightened policy decisions resulting in enhanced educational opportunities for all children
- Reduce data collection burden on schools, districts, and facilities
- Enhance the use and relevance of state data by districts and schools
- Respond to the reporting requirements of ESSA and other federal and state education programs

### Increased importance of providing timely and accurate student enrollment data

- Enrollment Start and End Dates
- Grade Level
- Home School RCDTS (**School for the area where the student resides**)
- Serving School RCDTS (**School where student attends, course is taught, & teacher assigned**)
- Service Provider RCDTS (**Entity providing services for the student that may not be the Serving School**)
- Student can have only one Home school RCDTS but multiple Serving schools ( **Special Education Private Facilities, etc.**)



### Data submitted to SIS is used for the following reports:

- **Every Student Succeeds Act (ESSA)**
- **eGMS – Early Childhood Funding**
- **Kindergarten Development Survey (KIDS)**
- **Student Course Assignment**
- **Teacher Course Assignment**
- **Student Discipline**
- **ED360**
- **Data Quality Dashboard**
- **Senate Bill 1**
- **Employment Information System (EIS)**
- **E-Report Card**
- **Special Education Claims (ISTAR)**
- Advanced Coursework (Dual Credit, AP and IB)
- Freshman on Track
- 8<sup>th</sup> Graders Taking Algebra I
- Graduation Rates
- Drop Out Rates
- Regional Safe School Funding (RSSP)
- Vocational Funding
- Multiple Measures Index (MMI)
- Annual Measureable Achievement Objectives (AMAO)



- **SIS User Access Levels**



- **View Only** - Search for a Student ID and view all reports
- **RCDT General User** - RECOMMENDED FOR SEARCHING. General users can access functions to request new Statewide Student Identifiers for an individual student and to search for an existing Statewide Student Identifier. General users can be district-based or school-based personnel and act on behalf of the whole district.
- **RCDT Admin** - RECOMMENDED FOR UPLOADING SIS DATA. This individual is the RCDT Administrator (or his/her designee) responsible for submitting batch files to the Illinois State Board of Education (ISBE). The RCDT Admin has signatory authority and certifies that the submitted data is correct to the best of his/her knowledge and belief.
- **ISBE Admin - ISBE USE ONLY.** This individual is an ISBE employee with administrator rights.

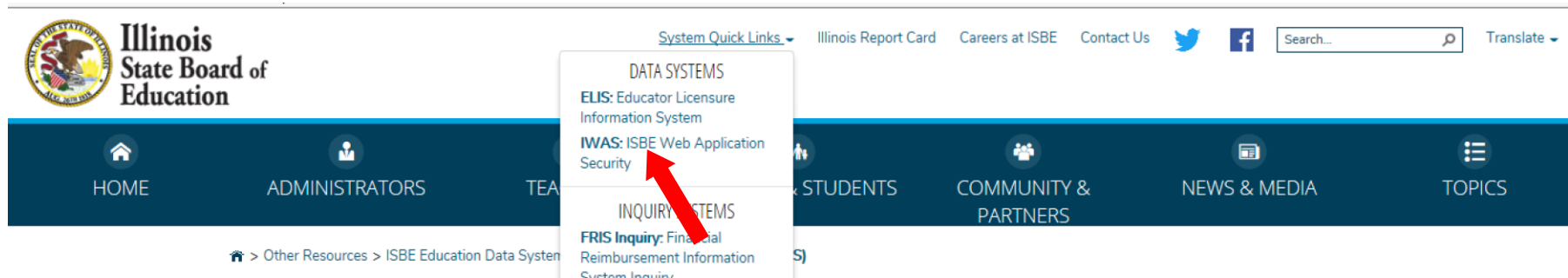
- **Depending on your role, you may be able to access:**
  - **Student Level data**
  - **Summary data**
  - **Economic indicators**
  - **Downloadable data**
- **All users of the secure portal, regardless of role, are obligated to Protect Student Privacy. All secure roles enable student data access to some degree and the data is not redacted like the public portal.**
- **You are legally and ethically obligated to safeguard the confidentiality of these student records.**
- [https://www.isbe.net/\\_layouts/15/WopiFrame.aspx?sourcedoc={B351FC2E-6C27-4B5C-BADC-19E88A299AD4}&file=ISBE Overview to Student Data Privacy in IL.pptx&action=default&DefaultItemOpen=1](https://www.isbe.net/_layouts/15/WopiFrame.aspx?sourcedoc={B351FC2E-6C27-4B5C-BADC-19E88A299AD4}&file=ISBE%20Overview%20to%20Student%20Data%20Privacy%20in%20IL.pptx&action=default&DefaultItemOpen=1)

# ISBE

Illinois State Board of Education

## Accessing SIS

- Access SIS through ISBE's Web Application Security System (IWAS)
- Link to IWAS from ISBE's Homepage at <https://www.isbe.net/Pages/Student-Information-System.aspx>
- Find the IWAS User Guide on the IWAS Login Screen





- Enter Login information or select the Sign Up Now link



The screenshot displays the ISBE website header with the state seal and the names of the Chairman and Superintendent. A navigation menu on the left includes links to ISBE Home, Home, Sign Up Now, Get Password, Contact Us, and Help. The main content area is divided into three sections: 'Already have an account? Login Here :', 'New Partner - Sign up Now', and 'Forgot Your Password?'. The login section features input fields for 'Login Name' and 'Password', a 'Remember Login Name' checkbox, and a 'LOG IN' button. The sign-up section includes a 'Sign Up Now' link. The forgot password section provides a 'Find Login/Password' link. At the bottom, there is a note about browser optimization and icons for Internet Explorer and Firefox, along with a copyright notice for 2017.

**Illinois State Board of Education**  
James T. Meeks, Chairman   Tony Smith, Ph.D., State Superintendent

**ISBE Home**  
**Home**  
**Sign Up Now**  
**Get Password**  
**Contact Us**  
**Help**

[IWAS User Guide](#)  
[IWAS Training Video](#)

**Already have an account? Login Here :**

**Login Name**   
**Password**   
☐ Remember Login Name  
**LOG IN**

**New Partner - Sign up Now**

Some ISBE web-based systems require electronic signatures. You can create your own logon id and password by clicking on the following link. After you establish your logon, you will then have the ability to request authorization to use ISBE's systems.

**Sign Up Now**

**Forgot Your Password?**

If you have forgotten your login name or password, click on the link below.

**Find Login/Password**

**Need Help?**

If you need help with logging in, the sign up procedure or your password, please click on the link below.

**Help**

This web site has been optimized for Internet Explorer 6.0 or above / Firefox 2.0 or above. You can download the latest version of these browsers by clicking on the following icons.

Copyright © 2017 Illinois State Board of Education

[About SSL Certificates](#)



## Illinois State Board of Education

James T. Meeks, Chairman   Tony Smith, Ph.D., State Superintendent

I W A S I W A S I W A S I W A S I W A S I W A S I W A S I W A S I W A S

Login: ALOWRY

**ISBE Administrator**

Home

System Listing

Pending Sign Ups

Pending Documents

Change Password


Preferences

Search

Help

Log Out

[IWAS Training Video](#)

  
powered by Symantec  
About SSL Certificates

Hello adam, you last logged in 5/6/2016 1:13:18 PM.

**Messages :**

[164 unread Inbox message\(s\)](#)

[0 unread Archived message\(s\)](#)

**Require Action :**

[0 Sign-ups pending your approval](#)

[0 Documents pending your approval](#)

[0 Feedback messages pending review](#)

**News Items**

**Career and Technical Ed - Student Organizations Under Maintenance**

Career and Technical Ed - Student Organizations has been placed in maintenance starting at 3 P.M. May 2, 2016. This message will be removed when the maintenance is complete.

**How to Open and Close Public Schools: ISBE Notification Procedure**

Each year some Public School Districts need to open or close schools. Click 'More...' to see the instructions for notifying ISBE about these changes...

[More...](#)


**Changes in IWAS Administrative Accounts**

Many organizations that do electronic business with ISBE have new administrators that officially take effect on July 1...

[More...](#)

**Public School District Consolidations/Annexations/Convergence and IWAS**

If your public school district is going through consolidation or annexation, the information below may be of interest to you.



## Illinois State Board of Education

James T. Meeks, Chairman   Tony Smith, Ph.D., State Superintendent

I W A S I W A S I W A S I W A S I W A S I W A S I W A S I W A S I W A S

Login: ALOWRY

**My Systems**

Below are systems that you are either authorized to use or are awaiting authorization from either your district (Pending-District), ROE (Pending-ROE) or ISBE (Pending-ISBE). Once you are "Authorized" to access a system, simply click on the system description to use it.


[Click Here for Due Dates](#)

Categories - Click to Expand/Collapse Tree	Authorization
<b>Reporting</b>	
Data Quality Dashboard	Authorized
Employment Information System (EIS)	Authorized
<b>Monthly</b>	
Student Information System - Statewide	Authorized
<b>Annual</b>	
Illinois State Course System (ISCS)	Authorized
<b>ISBE Internal</b>	
Web	
Entity Profile System (Internal)	Authorized


**Legend:** : System Description - Detailed   : Due Dates   : Profile

[Want to Signup for Other Systems?](#)

Copyright © 2016 Illinois State Board of Education

  
powered by Symantec  
About SSL Certificates

- SIS Homepage (Announcements)



Illinois State  
Board of Education

SIS HOME | ISBE HOME | LOGOFF


## Student Information System


Illinois State Board of Education (ISBE) Student Information System (SIS)

SESSION  
TIMEOUT 19:50

Login: ALOWRY

[Home](#)

[Student](#) 



- The final **DLM-AA Pre-ID** updates were uploaded to **KITE** on **03/09/2016**.
- The final PARCC Pre-ID updates were uploaded to PearsonAccess<sup>Next</sup> on **03/06/2016**.
- For new and exited enrollments, please refer to the [PARCC Student Mobility Guidance](#) document.
- The ACCESS Correction window is now open. Scores will not be posted until 05/09/2016.

## • SIS District Status Panel

**Please update your ACCESS Site File and Testing Window by Friday, September 29, 2017.**  
For the new SIS external website [click here](#)

District : -- All Districts --

☒ Home ☐ Serving

2018 District Status Panel 2017 Assessment Correction Status Panel

\*Reflects data as of Sep 27 2017 08:00 AM

### Current Enrollments & Program Indicators\*

■ Current Enrollment

☒ Current Enrollment 
 ☐ LEP 
 ☐ IEP 
 ☐ Homeless 
 ☐ FRL 
 Refresh

### Upcoming Key Dates

Activity	Date
ACCESS Site File and Testing Window due	09/29/2017
School Year 2018 Fall Enrollment submissions due	10/13/2017
Service Provider data (IDEA Services only) due	10/13/2017
Student Addresses (IDEA Services only) due	10/13/2017
Eligible for Immigrant Education Program data due and Extracted from SIS for funding eligibility and allocation calculations	10/27/2017
ACCESS Label File sent to Vendor	11/17/2017
DLM-AA Pre-ID file sent to Vendor	12/22/2017
PARCC Pre-ID file sent to Vendor for Braille orders	12/22/2017
<a href="#">Click here for a full list of Key Dates</a>	

### Course Data Quality (K-12)

Serving Location : All Districts

Unique Student Count	1377166
Unique Teacher Count	40011
Student Teacher Ratio	34
<hr/>	
Unique Course Count	252284
<a href="#">Courses Missing Students</a>	80982
<a href="#">Courses Missing Teachers</a>	22475
<a href="#">Students Missing Courses</a>	906112

### Current Enrollment Data Completion Status\*

Collection	Total Required	Complete	% Complete
<a href="#">Prenatal</a>	92	15	16%
<a href="#">Birth To 3</a>	2866	799	27%
<a href="#">Birth To 3 Caregiver Demographics</a>	2866	1378	48%
<a href="#">Early Childhood Outcomes(ECO) Entry</a>	8049	6683	83%
<a href="#">Early Childhood Outcomes(ECO) Progress</a>	5046	3665	72%
<a href="#">Early Childhood</a>	26373	21610	81%
<a href="#">English Learners (EL)</a>	132309	72297	54%
<a href="#">EL Screener</a>	27502	15777	57%
<a href="#">Homeless</a>	17480	10631	60%
<a href="#">Eligible for Immigrant Student Program</a>	105630	105563	99%
<a href="#">Student Address for NEW IDEA students</a>	186326	182881	98%
<a href="#">Regional Safe Schools Program (RSSP)</a>	1058	374	35%
<a href="#">Student Discipline</a>	NA	1824	NA
<a href="#">Secondary Courses Missing Final Letter Grade</a>	629176	0	0%

# ISBE

Illinois State Board of Education

## Questions?

# ISBE

Illinois State Board of Education

## Prenatal



## Prenatal Data Collection – Deadline July 31 – **Specifically for Districts that have a Prevention Initiative Program**

- Prenatal ID **(Created by SIS. Separate from Student ID)**
- SID of Mother **(SIS SID if Applicable)**
- Mother's Last Name
- Mother's First Name
- Mother's Middle Name
- Mother's Maiden Name
- Mother's Race
- Mother's Birth Date
- Home RCDTS
- Serving RCDTS
- Trimester at Start of Prenatal Care
- Marital Status at Start of Services
- Mother's Address
- City
- State
- Zip5
- Zip4
- Phone Area Code
- Phone Prefix
- Phone Suffix
- Place of Delivery
- City/Town of Delivery
- State of Delivery
- County of Delivery
- Total Number of Home Visits for Fiscal Year
- Total Number of Parent Groups/Sessions Attended for Fiscal Year
- Services Start Date
- Due Date
- Exit Reason
- Exit Date
- Delivery Date
- Total Number of Birthed Children

### **Prenatal ID**

- Prenatal ID generated by the system and assigned to the Mother. ID will Start with the Fiscal Year it is being entered.

### **SID of Mother**

- Mothers 9 digit Student ID that exists in the SIS system

### **Mother's Last Name**

- Mother's Legal Last Name

### **Mother's First Name**

- Mother's Legal First Name

### **Mother's Middle Name**

- Mother's Legal Middle Name

### **Mother's Maiden Name**

- Mother's Maiden Name

### **Mother's Race**

### **Mother's Birth Date**

### **Home RCDTS**

- Region-County-District-Type-School code that uniquely identifies the elementary, middle/junior, or high school a student attends or would attend if not placed/transferred to another school/program to receive needed services. • Home school RCDTS cannot end in "92xx", "93xx" or "90xx" for all students

### **Serving RCDTS**

- Region-County-District-Type-School code that uniquely identifies the school/program where a student is being educated.



### Trimester at Start of Prenatal Care

- Date the prenatal services started.
  - 01 - 1st Trimester
  - 02 - 2nd Trimester
  - 03 - 3rd Trimester

### Marital Status at Start of Services

- Marital Status of Mother
  - 01 – Never Married
  - 02 – Married
  - 03 – Widowed
  - 04 – Divorced
  - 05 – Separated

### Mother's Address

- Mother's Address

### City

- City name in which mother resides

### State

- State name in which mother resides

### Zip5

- Zip code of city in which mother resides

### Zip4

- Zip +4 code of city in which mother resides

### Phone Area Code

- Contact telephone number area code for mother
  - Must be 3 digits long and be between 200-999

### Phone Prefix

- Contact telephone number prefix for mother
  - Must be 3 digits long and be between 200-999

### Phone Suffix

- Contact telephone number suffix for mother
  - Must be 4 digits long and be between 0000-9999

### Place of Delivery

- Where mother delivered child? (e.g., home, OSF hospital)
  - Required when Exit Reason is “Live Birth”

### City/Town of Delivery

- Town or city where mother delivered child
  - Required when Exit Reason is “Live

### State of Delivery

- State where mother delivered child
  - State Abbreviation
  - Required when Exit Reason is “Live Birth”

### County of Delivery

- County where mother delivered child
  - Required when Exit Reason is “Live Birth”

### **Total Number of Home Visits for Fiscal Year**

- The number of completed home visits and in-person contacts provided to the family during the year based on program model and case management provided.
  - Required when Exit Reason is not “erroneous” and must be between 00-99

### **Total Number of Parent Groups/Sessions Attended for Fiscal Year**

- The number of parent groups/sessions attended by the child's parent(s) during the year (examples include parent-child interactions, parent workshops, parent support groups).
  - Required when Exit Reason is not “erroneous” and must be between 00-99

### **Services Start Date**

- Date the prenatal services started.

### **Due Date**

- Anticipated date of delivery.

### **Exit Reason**

- Reason for exiting a child / mother from system.
  - 01 - Live Birth
  - 02 - Pregnancy Ended
  - 03 - Moved/ Not Known to be Continuing Services
  - 04 - Death of Mother
  - 05 - Exited for New Fiscal Year
  - 99 - Erroneous

### **Exit Date (mm/dd/yyyy)**

- Date Services Ended

### **Delivery Date**

- Date the child(ren) was birthed mm/dd/yyyy format required when Exit Reason is “Live Birth”.

### **Total Number of Birthed Children**

- Total number of children birthed as a result of pregnancy

## **What values need to be submitted when services start?**

- Prenatal ID (Created by SIS. Separate from Student ID)
- SID of Mother (SIS SID if Applicable)
- Mother's Last Name
- Mother's First Name
- Mother's Middle Name
- Mother's Maiden Name
- Mother's Race
- Mother's Birth Date
- Home RCDTS
- Serving RCDTS
- Trimester at Start Date of Prenatal Care
- Marital Status at Start of Services
- Mother's Address
- City
- State
- Zip5
- Zip4
- Phone Area Code
- Phone Prefix
- Phone Suffix

## What values need to be submitted when services end?

If services end and Exit Reason = 01, the following fields must be submitted:

- Place of Delivery
- City/Town of Delivery
- State of Delivery
- County of Delivery
- Total Number of Home Visits for Fiscal Year
- Total Number of Parent Groups/Sessions Attended for Fiscal Year
- Exit Reason
- Exit Date
- Delivery Date
- Total Number of Birthed Children

### Exit Reasons

- **01** **Live Birth**
- 02 Pregnancy Ended
- 03 Moved/ Not Known to be Continuing Services
- 04 Death of Mother
- 05 Exited for New Fiscal Year
- 99 Erroneous

## What values need to be submitted when services end?

- If Services end and Exit Reason 02-05, the following fields must be submitted:
  - Total Number of Home Visits for Fiscal Year
  - Total Number of Parent Groups/Sessions Attended for Fiscal Year
  - Exit Reason
  - Exit Date
- If end of year and Exit Code is, 05 - End of Fiscal Year, the entered data will be automatically re-populated into the system for the new Fiscal Year. New record will retain the original start date. Exit Date must be after June 30.
- If Exit Reason 99 (Erroneous)
  - Exit Reason
  - Exit Date

### Exit Reasons

- 01 Live Birth
- **02 Pregnancy Ended**
- **03 Moved/ Not Known to be Continuing Services**
- **04 Death of Mother**
- **05 Exited for New Fiscal Year**
- **99 Erroneous**

## Prenatal End of Year Exits – June 30, 2018

- Each year services must end June 30th unless Exit Reason 01-04. If Exit Reasons are 01-04, districts should use the date in which the events occur as the Exit Date.

### Exit Reasons

- **01**      **Live Birth**
- **02**      **Pregnancy Ended**
- **03**      **Moved/ Not Known to be Continuing Services**
- **04**      **Death of Mother**
- 05      Exited for New Fiscal Year
- 99      Erroneous



## Prenatal Data Rules

- Exit Reason of “05 - Exited for New Fiscal Year” can only be entered into the system on or after 07/01/2018.
  - Records cannot be exited with this reason code prior to 7/1. (Can not exit the record in the same Fiscal Year)
- If prenatal record is exited as “05 - Exited for New Fiscal Year” , the system automatically generates a record in the new School Year.
  - The new prenatal record retains the same Prenatal ID.
  - Services Start Date retains the value from the previous record.
  - Prenatal Care Start Trimester retains the value from the previous record.
  - Total Number of Home Visits for Fiscal Year are reset to 0 for the new record
  - Total Number of Parent Groups/Sessions Attended for Fiscal Year are reset to 0 for the new record

### Exit Reasons

- 01 Live Birth
- 02 Pregnancy Ended
- 03 Moved/ Not Known to be Continuing Services
- 04 Death of Mother
- **05 Exited for New Fiscal Year**
- 99 Erroneous

## Prenatal Data Rules

Due Date (mm/dd/yyyy)

- Dates can go into the future 2 years.
- No past date allowed.

Delivery Date (mm/dd/yyyy)

- No Future Date


Services Start Date (mm/dd/yyyy)

- Must be within Fiscal year
- If Exit Reason 05 for previous year, the Start of Services date will be retained from the prior Fiscal year.

Exit Date (mm/dd/yyyy)

- No future dates allowed.
- Date can go back no more than 2 years

## Creating a New Prenatal Record


**Illinois State Board of Education**

**Student Information System**  
Prenatal - Early Childhood

SIS HOME | SIS BE HOME | LOGOFF

SESSION TIMEOUT 19:53

Login: IBM\_TEST\_4

[Home](#)  
[Student](#)   
[Search SID](#)  
[Request New SID](#)  
[Exit Enrollment](#)  
[Assessment Pre-ID](#) ☒  
[Assessment Correction](#) ☒  
[Assessment Unassigned](#)  
[Adjusted Cohorts](#)  
[Teacher](#)  
[Batch Files](#) ☒  
**[Prenatal](#)**  
[Reports](#)  
[Help](#)  
[Log Out](#)

**Prenatal Record Search Criteria**  
Searching for a Prenatal Record can be done in two ways:

- By providing the Prenatal Id (OR)
- By providing the Mother's Maiden Name (AND) Mother's Date of Birth

Prenatal Id

- Or -

Maiden Name

Date of Birth

[Search](#)

[Clear Search](#)

**Mother's Information**

First Name

Middle Name

Last Name

Maiden Name

Address Line

Phone(most reachable number)

City, State, Zipcode  --  -

Date of Birth

Mother's SID

Marital Status

Race

[Home RCDTS](#)

[Serving RCDTS](#)

Services Start Date

Due Date

Exit Reason

Exit Date

Start of Prenatal Care

☐ 1st Trimester

☐ 2nd Trimester


☐ 3rd Trimester

[Insert](#)

[Clear](#)

Have questions or need help? Contact our Call Center (312)558-2600 between 8:00am - 5:00pm CST, Monday - Friday or [Click here to Contact Us](#)

# Creating a New Prenatal Record





**Illinois State Board of Education**

**Student Information System**  
Prenatal - Early Childhood

SIS HOME | ISBE HOME | LOGOFF

SESSION TIMEOUT 14:06

Login: IBM\_TEST\_4

[Home](#)  
[Student](#)   
[Search SID](#)  
[Request New SID](#)  
[Exit Enrollment](#)  
[Assessment Pre-ID](#)   
[Assessment Correction](#)   
[Assessment Unassigned](#)  
[Adjusted Cohorts](#)  
[Teacher](#)  
[Batch Files](#)   
[Prenatal](#)  
[Reports](#)  
[Help](#)  
[Log Out](#)

**Prenatal Record Search Criteria**  
Searching for a Prenatal Record can be done in two ways:

- By providing the Prenatal Id (OR)
- By providing the Mother's Maiden Name (AND) Mother's Date of Birth

Prenatal Id

- Or -

Maiden Name

Date of Birth

Success - Record Updated.

**Mother's Information**  
Prenatal Id: 201700005

First Name

Middle Name

Last Name

Maiden Name

Address Line

Phone(most reachable number)   -

City, State, Zipcode  ,   -

Date of Birth

Mother's SID

Marital Status

Race

Home RCDTS

Serving RCDTS

Services Start Date

Due Date

Exit Reason

Exit Date


☒ 1st Trimester

☐ 2nd Trimester

☐ 3rd Trimester

<http://www.isbe.net/>Have questions or need help? Contact our Call Center (217)558-3600 between 8:00am - 5:00pm CST, Monday - Friday or [Click here to Contact Us](#)

## Searching for a existing Prenatal Record





**Illinois State  
Board of Education**

**Student Information System**  
Prenatal - Early Childhood

SIS HOME | ISBE HOME | LOGOFF

SESSION  
TIMEOUT 11:41

Login: IBM\_TEST\_4

[Home](#)  
[Student](#)   
[Search SID](#)  
[Request New SID](#)  
[Exit Enrollment](#)  
[Assessment Pre-ID](#)   
[Assessment Correction](#)   
[Assessment Unassigned](#)  
[Adjusted Cohorts](#)  
[Teacher](#)  
[Batch Files](#)   
**Prenatal**  
[Reports](#)  
[Help](#)  
[Log Out](#)

**Prenatal Record Search Criteria**  
Searching for a Prenatal Record can be done in two ways:

- By providing the Prenatal Id (OR)
- By providing the Mother's Maiden Name (AND) Mother's Date of Birth

Prenatal Id

- Or -

Maiden Name

Date of Birth

**Mother's Information**


First Name

Middle Name

Last Name

Maiden Name


Address Line


City, State, Zipcode  ,   -

Phone(most reachable number)   -

Date of Birth

Mother's SID

Marital Status 


Race 

[Home RCDTS](#)

[Serving RCDTS](#)

Services Start Date

Due Date

Exit Reason 

Exit Date

Start of Prenatal Care


- ☐ 1st Trimester
- ☐ 2nd Trimester
- ☐ 3rd Trimester

Searching for a existing Prenatal Record

Matching Prenatal Records [Close](#)

Prenatal Id	First Name	Middle Name	Last Name	Maiden Name	BirthDate	Exit Reason	Exit Date
<a href="#">201700005</a>	Nancy	Lee	Smith	Sexton	01/01/1991		

## Searching for a existing Prenatal Record

**Illinois State Board of Education**

Student Information System  
Prenatal - Early Childhood

SIS HOME | ISBE HOME | LOGOFF

SESSION TIMEOUT 7:42

Login: IBM\_TEST\_4

Home

Student

Search SID

Request New SID

Exit Enrollment

Assessment Pre-ID

Assessment Correction

Assessment Unassigned

Adjusted Cohorts

Teacher

Batch Files

Prenatal

Reports

Help

Log Out

**Prenatal Record Search Criteria**  
Searching for a Prenatal Record can be done in two ways:

- By providing the Prenatal Id (OR)
- By providing the Mother's Maiden Name (AND) Mother's Date of Birth

Prenatal Id  - Or -

Maiden Name  Date of Birth

Search Clear Search

**Mother's Information**  
Prenatal Id: 201700005

First Name

Middle Name

Last Name

Maiden Name

Address Line

City, State, Zipcode  ,   -

Phone(most reachable number)   -

Date of Birth

Mother's SID

Marital Status

Race

Home RCDTS

Serving RCDTS

Services Start Date

Due Date

Exit Reason


Exit Date

Start of Prenatal Care  
☒ 1st Trimester  
☐ 2nd Trimester  
☐ 3rd Trimester

Update Clear Delete

Have questions or need help? Contact our Call Center (217) 559-3699 between 9:00am - 5:00pm CST, Monday - Friday or click here to Contact Us

Link a Birth to 3 Student to a Prenatal Record



Illinois State Board of Education

Student Information System

Student Details

SIS HOME

ISBE HOME

LOGOFF

SESSION TIMEOUT

19:53

Login: IBM\_TEST\_4

Home

Student

Search SID

Request New SID

Exit Enrollment

Assessment Pre-ID

Assessment Correction

Assessment Unassigned

Adjusted Cohorts

Teacher

Batch Files

Prenatal

Reports

Help

Log Out

Click on the tabs to view the student details. To view School / District Name and contact information, please click on either the Home or Serving School RCDTS number.

SID: 123456789

Legal Last Name: Testee

Legal First Name: Testee

Legal Middle Name: Test

Student Demographic

Student Enrollment

Program Indicators

Student Enrollment: Active


Enrollment Type for Serving	Original entry into a U.S school	School Year for Serving	2017
RCDTS for Home	080892030262003	RCDTS for Serving	080892030262003
Enrollment Date for Serving	08/01/2016	FTE for Serving	1.00
Entry/Grade Level for Serving	Birth to 3		
Discipline			
Homeless		Regional Safe School Program	
Exit Date		Exit Status	
Exit Type			
Student Course Assignment			

Remove Exit

Add Enrollment



Link a Birth to 3 Student to a Prenatal Record



Illinois State Board of Education

Student Information System

Birth to 3 Data

SIS HOME | ISBE HOME | LOGOFF

SESSION TIMEOUT 19:53

Login: IBM\_TEST\_4

Home

Student

Search SID

Request New SID

Exit Enrollment

Assessment Pre-ID

Assessment Correction

Assessment Unassigned

Adjusted Cohorts

Teacher

Batch Files

Prenatal

Reports

Help

Log Out

SID : 123456789

Legal Last Name : Testee

Legal First Name : Testee

Middle Name : Test

Birth to 3 Indicators

Mandatory Indicators


EI Number		Program Model	Early Head Start
Service Location (Modality) for Prevention Initiative Programs	Early Head Start Home Visiting Program	Screening for Eligibility Tool	Brigance Screening (Birth To Three edition)
Total Number of Home Visits During the Year	3	Screening for Social Emotional Development	Other Child Social and Emotional Screening Instrument
Total Number of Parent Group/Sessions Attended During the Year	1	Student Born with a Low Birth Weight?	No
Total Number of Hours Student Spent in DCFS Licensed Child Care Center	0	Is Student a Youth in Care?	No
Student's Family is Receiving Child Support?	No	Was Parent Married at Time of Student's Birth?	No
Student's Family is Receiving TANF?	No	Biological Mother's Date of Birth	No
Student's Family is receiving SNAP?	No	Student's Family is Receiving WIC?	No
Household Income Criteria	100% at or below the Federal Poverty Level	Student's Family is Receiving Housing Subsidy?	No

Cancel

Caregiver Demographic Information

Prenatal ID	First Name	Maiden Name	Mother's BirthDate	Delivery Date	Delivery City	Delivery State	
201700004	Tom	Testee	01/01/1993	01/04/2016	Springfield	IL	<a href="#">Click To Link Records</a>

Link a Birth to 3 Student to a Prenatal Record



Illinois State  
Board of Education

Student Information System

Birth to 3 Data

SIS HOME

ISBE HOME

LOGOFF

SESSION TIMEOUT

19:01

Login: IBM\_TEST\_4

Home

Student

Search SID

Request New SID

Exit Enrollment

Assessment Pre-ID

Assessment Correction

Assessment Unassigned

Adjusted Cohorts

Teacher

Batch Files

Prenatal

Reports

Help

Log Out

SID : 123456789

Legal Last Name : Testee

Legal First Name : Testee

Middle Name : Test

Birth to 3 Indicators

Mandatory Indicators

EI Number		Program Model	Early Head Start
Service Location (Modality) for Prevention Initiative Programs	Early Head Start Home Visiting Program	Screening for Eligibility Tool	Brigance Screening (Birth To Three edition)
Total Number of Home Visits During the Year		Emotional Development	Other Child Social and Emotional Screening Instrument
Total Number of Parent Group/Sessions Attended		Low Birth Weight?	No
Total Number of Hours Student Spent in DCFS Care Center		Child in Care?	No
Student's Family is Receiving Child Support		Time of Student's Birth?	No
Student's Family is Receiving TANF		Student's Date of Birth	
Student's Family is receiving SNAP		Is Receiving WIC?	No
Household Income Criteria		Receiving Housing Subsidy?	No

Message from webpage

Are you certain you want to link this prenatal record to this enrollment?

OK


Cancel

Cancel

Caregiver Demographic Information

Prenatal ID	First Name	Maiden Name	Mother's BirthDate	Delivery Date	Delivery City	Delivery State	
201700004	Tom	Testee	01/01/1993	01/04/2016	Springfield	IL	<a href="#">Click To Link Records</a>

Link a Birth to 3 Student to a Prenatal Record



Illinois State  
Board of Education

Student Information System

Birth to 3 Data

SIS HOME | SIS BE HOME | LOGOFF

SESSION  
TIMEOUT 19:54

Login: IBM\_TEST\_4

Home

Student ☐

Search SID

Request New SID

Exit Enrollment

Assessment Pre-ID ☒

Assessment Correction ☒

Assessment Unassigned

Adjusted Cohorts

Teacher

Batch Files ☒

Prenatal

Reports

Help

Log Out

Prenatal Birth To 3 XREF table has been successfully updated.

SID : 123456789

Legal Last Name : Testee

Legal First Name : Testee

Middle Name : Test

Birth to 3 Indicators

Mandatory Indicators

EI Number	Program Model	Early Head Start
Service Location (Modality) for Prevention Initiative Programs	Early Head Start Home Visiting Program	Brigance Screening (Birth To Three edition)
Total Number of Home Visits During the Year	3	Screening for Social Emotional Development
Total Number of Parent Group/Sessions Attended During the Year	1	Student Born with a Low Birth Weight?
Total Number of Hours Student Spent in DCFS Licensed Child Care Center	0	Is Student a Youth in Care?
Student's Family is Receiving Child Support?	No	Was Parent Married at Time of Student's Birth?
Student's Family is Receiving TANF?	No	Biological Mother's Date of Birth
Student's Family is receiving SNAP?	No	Student's Family is Receiving WIC?
Household Income Criteria	100% at or below the Federal Poverty Level	Student's Family is Receiving Housing Subsidy?

Caregiver Demographic Information

Prenatal Information

Cancel



• Prenatal Counts Report

2017 Prenatal (Detail)

7/13/2017 12:46 pm

RCDTs: 012345678901233

Columns														
A	Due Date	D	Service Start Date	G	Number of Parent Sessions	J	Race Code							
B	Delivery Date	E	Biological Mother's Date of Birth	H	Number of Home Visists	K	Marital Status Codes							
C	Exit Date	F	Number of Birthed Children	I	Trimester Start									
Race Codes: 11 - Hispanic or Latino 12 - American Indian or Alaska Native 13 - Asian 14 -Black or African American 15 - Native Hawaiian or Pacific Islander 16 - White 17 - Two or Mo														
Marital Status Codes: 01 - Never Married 02 - Married 03 - Widowed 04 - Divorced 03 - Separated														
Prenatal ID	201700005	Mother's Name	Smith ( Sexton), Nancy	Address	222 Pine Ave Springfield IL 62707	Phone	(217) 777-7777							
Place of Delivery		City, State & County De		A	B	C	D	E	F	G	H	I	J	K
									1			01		

Total # of Records: 1



• Prenatal XREF Report

2017 Prenatal Xref To Student

7/13/2017 12:49 pm

Race Codes: 11 - Hispanic or Latino 12 - American Indian or Alaska Native 13 - Asian 14 -Black or African American 15 - Native Hawaiian or Pacific Islander 16 - White 17 - Two or Mo							
Gender Codes: 01 - Female 02 - Male 99 - Unknown							

RCDTS: 012345678901233

Prenatal ID 201700005		Mother's Name Smith ( Sexton), Nancy			Address 222 Pine Ave Springfield IL 62707		Phone (217) 777-7777
Student ID	Student Name	Birth Date	Gender	Race	Mothers Maiden Name	Mothers SID	
123456789	Smith, John Michael	01/01/2017	02	16	Sexton		

No Prenatal XREF Records Match The Selected Criteria

# ISBE

Illinois State Board of Education

## Prenatal Questions?



# ISBE

Illinois State Board of Education


## **Student Demographics Enrollment – Birth to 3**

# Student Demographics Enrollment – Birth to 3

Student Information System (SIS)

50

## • Request New SID

**Illinois State Board of Education**


**Student Information System**  
Illinois State Board of Education (ISBE) Student Information System (SIS)

SIS HOME | ISBE HOME | LOGOFF

SESSION TIMEOUT 17:04

Login: ALLOWRY


**Home**


**Student** 

Search SID

**Request New SID**

Exit Enrollment


**Assessment Pre-ID** 

**Assessment Correction** 

**Assessment Unassigned**

**Adjusted Cohorts**

**Teacher**


**Batch Files** 

**Reports**

**Help**

**ISBE Internal**

**Log Out**



- Assessment Unassigned Screen and Assessment Unassigned Report are now available in SIS.
- DLM-AA Scores have been posted.
- To sign up for a SIS Summer Training [click here](#)
- The ACCESS and Alternate ACCESS Scores have been posted. Please review your scores and Unassigned Test Results.
- For the new SIS external website [click here](#)

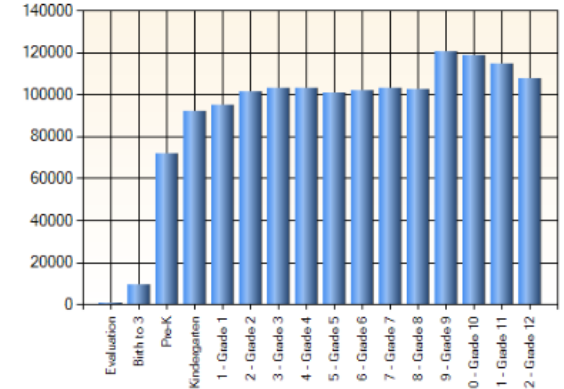
District :

☒ Home ☐ Serving

2017 District Status Panel

Assessment PreID Status Panel

**Current Enrollments & Program Indicators\***



Current Enrollment

☒ Current Enrollment ☐ LEP ☐ IEP ☐ Homeless ☐ FRL

**Course Data Quality (K-12)**

**Upcoming Key Dates**

Activity	Date
DLM-AA Data Sent to Vendor for Producing Reports in Educator Portal	06/26/2017
PARCC Scores Posted in SIS	06/28/2017
PARCC Data Sent to Vendor for Printing Individual Student Reports	07/07/2017
SAT Scores Posted in SIS (Without Performance Level)	07/10/2017
Winter/Spring/Summer - Student and Teacher Course Assignment data due	07/31/2017
Exit Enrollments for 2017 School Year	07/31/2017
ACCESS Final Paper Reports Arrive in Districts	08/01/2017
DLM-AA Individual Student Reports Available in Educator Portal	08/02/2017
DLM-AA Last Day of Corrections for the Purpose of Accountability and School Report Card	09/22/2017
PARCC Last Day of Corrections for the Purpose of Accountability and School Report Card	09/22/2017
SAT Last Day of Corrections for the Purpose of Accountability and School Report Card	09/22/2017


[Click here for a full list of Key Dates](#)

**Current Enrollment Data Completion Status\***

Collection	Total Required	Complete	% Complete
<a href="#">Birth To 3</a>	9471	2504	26%
<a href="#">Birth To 3 Caregiver Demographics</a>	9471	3532	37%
<a href="#">Early Childhood Outcomes(ECO) Entry</a>	22027	20181	91%
<a href="#">Early Childhood Outcomes(ECO) Progress</a>	15500	11623	74%
<a href="#">Early Childhood Expansion Grant</a>	4143	3317	80%

\*Reflects data as of Jun 26 2017 02:33 PM

- Request New SID - Enter Mandatory Student Attributes



Illinois State  
Board of Education

Student Information System

Request New SID

SIS HOME | ISBE HOME | LOGOFF

SESSION  
TIMEOUT 19:52

Login: IBM\_TEST\_4

Home

Student

Search SID

Request New SID

Exit Enrollment

Assessment Pre-ID

Assessment Correction

Adjusted Cohorts

Teacher

Batch Files

Reports

Help

Log Out

Please enter the student's demographic information to request a new SID. Provide as much information as known to narrow the search.

Fields marked with an asterisk \* are required.

Mandatory Student Attributes

\*Legal Last Name

\*Legal First Name

\*Legal Middle Name

\*

\*Date of Birth  
(mm/dd/yyyy)

\*Gender

\*Race/Ethnicity

Optional Student Attributes

Student Lineage

Birth Place Name

Mother's Maiden Name

Next

Have questions or need help? Contact our Call Center (217)558-3600 between 7:00am - 5:00pm CST, Monday - Friday or Click here to Contact Us


Copyright © 2003-2015 Illinois State Board of Education

# Student Demographics Enrollment – Birth to 3

Student Information System (SIS)

52

- Request New SID – Search Results



Illinois State  
Board of Education

Student Information System


Request New SID - Potential Match Summary

SIS HOME | ISBE HOME | LOGOFF

SESSION  
TIMEOUT 19:50

Login: IBM\_TEST\_3


Home


Student 

Search SID

Request New SID

Exit Enrollment


Assessment Pre-ID 

Assessment Correction 

Assessment Unassigned

Adjusted Cohorts

Teacher

Batch Files 

Reports

Help

Log Out

Search Criteria

Last Name	First Name	Middle Name	DOB	Gender	Race/Ethnicity	Birth Place Name	Native Language
Smith	Adam		11/01/2011	Male	Black or African American		

A SID for the student potentially exists. The matches found are displayed below. Please review each individual record before requesting a new SID. If any are a match to your student information, please click the SELECT button.

Search Results: 1 potential student matches found.

Last Name	First Name	Middle Name	DOB	Gender	Race/Ethnicity	Birth Place Name	Native Language
SMITH	ADAM		11/01/2011	Male	Black or African American	st louis MO	English

SID : 123456789

Last Name	SMITH	First Name	ADAM	Middle Name	
Birth Date	11/01/2011	Gender	Male	Race	Black or African American
Birth Place	st louis MO	Native Language	English	Mothers' Maiden Name	
RCDTS for Home	500821890223006		RCDTS for Serving	500821890223006	
Enrollment Date	08/22/2016		Grade	Pre-K	
Percent of Day Attended (PDA)	1.00				
Exit Date		Exit Status		Exit Type	

Select

Request New SID

Have questions or need help? Contact our Call Center (217)558-3600 between 7:00am - 5:00pm CST, Monday - Friday or Click here to Contact Us

Copyright © 2003-2017, Illinois State Board of Education

### Demographic Validations

- **Date of Birth**

- Birth to 3 students must be born on or before the Enrollment date and less than 3 years of age

- **Name Fields**

- Use only alpha characters and spaces, or one hyphen
- Periods, commas, and apostrophes are not accepted
  - Middle Name Exception: Asterisk is accepted for “no legal middle name”
  - Space or apostrophe in names such as O’Brien should be removed and submitted as OBrien
  - If appropriate (such as for Hispanic children), use mother’s maiden name followed by a hyphen (-) and then the father’s last name (no spaces)


## • Student Demographics Enrollment File Format

- Student ID
- SAP ID
- Legal Last Name
- Legal First Name
- Legal Middle Name
- Lineage Code
- Mother's Maiden Name
- Race Code
- Gender Code
- Birth Date
- Birth Place Name
- Reading 1st Indicator
- Reading Improvement Block Grant Indicator
- Title 1 Indicator
- Eligible for Immigrant Education Program
- Home Language
- Native Language
- Homeless Indicator
- Migrant Indicator
- Private School Student
- Military Connected Student Indicator
- SES Indicator
- LEP Indicator
- IDEA Services
- Place Holder
- Place Holder
- FRL/Low Income Indicator
- 21st Century Indicator
- Enrollment Type
- Enrollment Date
- RCDTS for Home School
- RCDTS for Serving School
- Entry/Grade Level
- School Year
- Percent of Day Attended (PDA)

- **Enrollment Validations**

- PDA must be 1.0
- A student can be actively enrolled in only one Home School
- School Year must be the current school year (2018)
- Enrollment Date cannot be a future date
- Enrollment date must be in mm/dd/yyyy format and within the date range of July 1 to July 31 for the current School Year (i.e. 07/01/2017, through 07/31/2018)
- The “Enrollment Date” must be greater than the student’s previous “Exit Date”, unless the previous enrollment record was identified as “Erroneous”.
  - The Enrollment Date is the first day of full attendance and the Exit Date is the last full day of enrollment the student completed.
- Student should only be entered as “Original entry to US schools” one time
- Home School, Serving School, and Grade Level cannot be updated in an existing record. If they are incorrect, the student enrollment must be “exited” and a new, accurate enrollment record must be created instead.

- Request New SID – Search Results



Illinois State  
Board of Education

Student Information System  
Request New SID - New Enrollment Information

SIS HOME | ISSS HOME | LOGOFF

SESSION  
TIMEOUT 19:44

Login: IBM\_TEST\_4

[Home](#)  
[Student](#)  
[Search SID](#)  
[Request New SID](#)  
[Exit Enrollment](#)  
[Assessment Pre-ID](#)  
[Assessment Correction](#)  
[Assessment Unassigned](#)  
[Adjusted Cohorts](#)  
[Prenatal](#)  
[Teacher](#)  
[Batch Files](#)  
[Reports](#)  
[Help](#)  
[Log Out](#)

Please enter the student's enrollment information.

Fields marked with an asterisk \* are required.

Legal Last Name: Smith      Legal First Name: Michael      Legal Middle Name:

\*RCDTS for Home

RCDT : 50082189022

Region : St Clair ROE

Category : Public Districts/Schools

District / Entity : East St Louis SD 189

School : Annette Officer Elementary -- 2038

\*RCDTS for Serving

☒ Same as Home RCDTS

☐ Enter the 15 digit Serving RCDTS code

☐ Select Region, Category, District and School

Region : -- Select a Region --

Category :

District / Entity :

School :

\*Enrollment Date for Serving (mm/dd/yyyy)

08/27/2017

\*Enrollment Type for Serving

Original entry into a U.S. school

\*Entry/Grade Level for Serving

Birth to 3

\*School Year for Serving

2017 - 2018

\*Percent of Day Attended (PDA)

1.0

Next

Have questions or need help? Contact our Call Center (217)558-3600 between 7:00am - 5:00pm CST, Monday - Friday or Click here to Contact Us  
Copyright © 2003-2017, Illinois State Board of Education



- **Military-Connected Student (ESSA Requirement)**

- Indicator Options - Yes/No
- Mandatory - Yes
- Indicator Definition - A student who's Legal Guardian is a member of the Armed Forces or Full-time National Guard on active duty. The terms "Armed Forces," "active duty," and "fulltime National Guard duty" have the same meanings as defined in 10 U.S.C. 101(a)(4), 101(d)(1), and 101(d)(5).
  - "Armed Forces" means the Army, Navy, Air Force, Marine Corps, and Coast Guard.
  - "Active duty" means full-time duty in the active military service of the United States, including full-time training duty, annual training duty, and attendance, while in the active military service, at a school designated as a service school by law or by the Secretary of the military department concerned. Such term does not include full-time National Guard duty.
  - "Full-time National Guard duty" means training or other duty, other than inactive duty, performed by a member of the Army National Guard of the United States or the Air National Guard of the United States in the member's status as a member of the National Guard of a State or territory, the Commonwealth of Puerto Rico, or the District of Columbia under section 316, 502, 503, 504, or 505 of title 32 for which the member is entitled to pay from the United States or for which the member has waived pay from the United States.

- **Rules**

- Must be the same for dual enrolled students
- If in the middle of an enrollment the legal guardians are no longer members of the armed forces, maintain Yes until the next enrollment
  - If unknown set to "no"
  - <https://www.isbe.net/Pages/Children-of-Military-Families.aspx>

- **Homeless Students**


- ISBE collects data for LEAs- and ISBE-funded birth to 3 and preschool programs (e.g., Prevention Initiative, Preschool for All, Preschool Expansion Grant, and other district-funded programs) through the Student Information System (SIS). Data collected through SIS for kindergarten through grade 12 is significantly higher than birth to age 5 data. Based on research, there are more children between birth and age 5 that are in a homeless situation than any other age group. A focus will be placed on training all LEA- and ISBE-funded Early Childhood programs personnel to collect and enter data on homeless children that they serve as they identify, enroll, and provide services for the children.”
- Indicator Definition -
  - Identifies a student who, at any time during the current school year, lacks a fixed, regular, and adequate nighttime residence. This includes:
    - 1) Children and youths who are sharing the housing of other persons (doubling up) due to loss of housing, economic hardship, or a similar reason; are living in motels, hotels, trailer parks, or camping grounds due to the lack of alternative adequate accommodations; are living in emergency or transitional shelters; are abandoned in hospitals; or are awaiting foster care placement; the term 'unaccompanied youth' includes a youth not in the physical custody of a parent or guardian. Unaccompanied youth have the same rights as other students experiencing homelessness to enroll in, attend, and succeed in public school.
    - 2) Children and youths who have a primary nighttime residence that is a public or private place not designed for or ordinarily used as a regular sleeping accommodation for human beings;
    - 3) Children and youths who are living in cars, parks, public spaces, abandoned buildings, substandard housing, bus or train stations, or similar settings; and
    - 4) Migratory children (as described for Migrant Indicator) who qualify as homeless because the children are living in circumstances described in 1 through 3 above.

# Student Demographics Enrollment – Birth to 3

Student Information System (SIS)

59

- Request New SID - Program Indicators Screen



Illinois State  
Board of Education

Student Information System  
Program Indicators

SIS HOME | SIS HOME | LOGOFF

SESSION  
TIMEOUT 19:54

Login: IBM\_TEST\_4

[Home](#)  
[Student](#)  
[Search SID](#)  
[Request New SID](#)  
[Exit Enrollment](#)  
[Assessment Pre-ID](#)  
[Assessment Correction](#)  
[Assessment Unassigned](#)  
[Adjusted Cohorts](#)  
[Prenatal](#)  
[Teacher](#)  
[Batch Files](#)  
[Reports](#)  
[Help](#)  
[Log Out](#)

Legal Last Name: Smith      Legal First Name: Micheal      Legal Middle Name:

**Mandatory Indicators**

Homeless	<input type="radio"/> Yes <input checked="" type="radio"/> No	Private School Student	<input type="radio"/> Yes <input checked="" type="radio"/> No
21st Century Community Learning Centers	<input type="radio"/> Yes <input checked="" type="radio"/> No	Migrant	<input type="radio"/> Yes <input checked="" type="radio"/> No
IDEA Services	<input type="radio"/> Yes <input checked="" type="radio"/> No	Free or Reduced Price Lunch (FRL) / Low Income	<input type="radio"/> Yes <input checked="" type="radio"/> No
Limited English Proficiency (LEP)	<input type="radio"/> Yes <input checked="" type="radio"/> No	Title 1	Not a Participant in Title I Program
Native Language	- Select Native Language -	Supplemental Educational Services (SES)	<input type="radio"/> Yes <input checked="" type="radio"/> No
Home Language	- Select Home Language -	Military Connected Student	<input type="radio"/> Yes <input checked="" type="radio"/> No

**Optional Indicators**

Reading 1st	<input type="checkbox"/> Yes <input type="checkbox"/> No	Reading Improvement Block Grant	<input type="checkbox"/> Yes <input type="checkbox"/> No
-------------	--	---------------------------------	--


Next

# Student Demographics Enrollment – Birth to 3

Student Information System (SIS)

60

- Request New SID - Review



Illinois State  
Board of Education

Student Information System  
Request New SID - Review

SIS HOME | ISSS HOME | LOGOFF

SESSION  
TIMEOUT 19:57

Login: IBM\_TEST\_4

Home

Student

Search SID

Request New SID

Exit Enrollment

Assessment Pre-ID

Assessment Correction

Assessment Unassigned

Adjusted Cohorts

Prenatal

Teacher

Batch Files

Reports

Help

Log Out

Please review the student information before confirming your request for a new SID.

- If you need to correct any information before submitting your request, press **CHANGE** button in the appropriate section.
- If you are ready to submit your request, press **SUBMIT** button on the bottom of this page.

Student Demographic

Legal Last Name	Smith	Legal First Name	Micheal
Legal Middle Name	*	Date of Birth	10/01/2014
Gender	Male	Race/Ethnicity	White
Student Lineage		Birth Place Name	
Mother's Maiden Name			

Change

Student Enrollment

RCDTS for Home	500821890222038	RCDTS for Serving	500821890222038
Enrollment Date for Serving	08/21/2017	Enrollment Type for Serving	Original entry into a U.S school
Entry/Grade Level for Serving	Birth to 3	School Year for Serving	2018
Percent of Day Attended (PDA)	1.0		

Change

Program Indicators

Mandatory Indicators			
Homeless	No	Private School Student	No
21st Century Community Learning Centers	No	Migrant	No
Individualized Education Program (IEP)	No	Free or Reduced Price Lunch (FRL) / Low Income	No
Limited English Proficiency (LEP)	No	Title 1	Not a Participant in Title I Program
Native Language	English	Supplemental Educational Services (SES)	No
Home Language	English	Military Connected Student	No
Optional Indicators			
Reading 1st		Reading Improvement Block Grant	

Change


Submit

# Student Demographics Enrollment – Birth to 3

Student Information System (SIS)

61


- New SID Assigned!



Illinois State  
Board of Education

Login: ALOWRY


Home


Student 

Search SID

Request New SID


Exit Enrollment

Assessment Pre-ID 

Assessment Correction 

Adjusted Cohorts

Teacher

Batch Files 

Reports

Help

ISBE Internal

Log Out

Student Information System

Search SID - Student Details

SIS HOME | ISBE HOME | LOGOFF

SESSION  
TIMEOUT 19:57

Click on the tabs to view the student details.

SID: 123456789

Legal Last Name: Smith

Legal First Name: Michael

Legal Middle Name: Kevin

Student Demographic

Student Enrollment

Program Indicators

Student Demographic


Date of Birth	01/01/2000	Gender	Male
Race/Ethnicity	White	Student Lineage (Jr, II)	
Birth Place Name		Mother's Maiden Name	
ELL Screener		Student Address	<a href="#">View Details</a>

Return To Prev

### **Use Search SID to update Birth to 3 student data or to Add an Enrollment**

- View Student Demographics (Demographic Tab)
- Add an Enrollment
- Update Program Indicators (Program Indicators Tab)

- Search SID



Illinois State  
Board of Education

Student Information System  
Search SID

SIS HOME | ISBE HOME | LOGOFF

SESSION  
TIMEOUT 18:53

Login: IBM\_TEST\_4

[Home](#)  
[Student](#)  
[Search SID](#)  
[Request New SID](#)  
[Exit Enrollment](#)  
[Assessment Pre-ID](#)  
[Assessment Correction](#)  
[Adjusted Cohorts](#)  
[Teacher](#)  
[Batch Files](#)  
[Reports](#)  
[Help](#)  
[Log Out](#)

Searching for a student can be done in two ways :

- By providing SID (OR)
- By providing First Name, Last Name, Date of Birth, and Gender

Click 'Search' button.

Fields marked with an asterisk \* are required.

Search Criteria

\*SID

OR

\*Legal Last Name

Smith

\*Legal First Name

John

\*Date of Birth (mm/dd/yyyy)

10/01/2009

\*Gender

Male

Additional Search Criteria

Legal Middle Name

Race/Ethnicity

Birth Place Name


Native Language

Mother's Maiden Name

Search

Have questions or need help? Contact our Call Center (217)558-3600 between 7:00am - 5:00pm CST, Monday - Friday or Click here to Contact Us

- Search SID – Search Results



Illinois State  
Board of Education

Login: IBM\_TEST\_4

Home

Student

Search SID

Request New SID

Exit Enrollment

Assessment Pre-ID

Assessment Correction

Adjusted Cohorts

Teacher

Batch Files

Reports

Help

Log Out

SIS HOME | ISBE HOME | LOGOFF

Student Information System

Search SID - Potential Match Summary

SESSION TIMEOUT 19:59

Search Criteria:

SID	Last Name	First Name	Middle Name	DOB	Gender	Race/Ethnicity	Birth Place Name	Native Language
	Smith	Michael		10/01/2009	Male			

Search Results: 2 potential student matches found.


Action	Last Name	First Name	Middle Name	DOB	Gender	Race/Ethnicity	Birth Place Name	Native Language
<a href="#">View Details</a>	Smith	Michael	John	10/01/2009	Male	Asian		English
<a href="#">View Details</a>	Smith	Michael	John	10/01/2009	Male	Asian		English

Have questions or need help? Contact our Call Center (217)558-3600 between 7:00am - 5:00pm CST, Monday - Friday or Click here to Contact Us

Copyright © 2023-2025 Illinois State Board of Education



- Student Enrollment – Birth to 3 Link



Illinois State  
Board of Education

Login: IBM\_TEST\_4

Home

Student

Search SID

Request New SID

Exit Enrollment

Assessment Pre-ID

Assessment Correction

Adjusted Cohorts

Teacher

Batch Files

Reports

Help

Log Out

Student Information System

Request New SID - Student Details

SIS HOME | ISBE HOME | LOGOFF

SESSION  
TIMEOUT 19:58

A new SID has been assigned. Click on the tabs to view the student details. To view School / District Name and contact information, please click on either the Home or Serving School RCDTS number.

SID: 123456789

Legal Last Name: Smith

Legal First Name: Jane

Legal Middle Name:

Student Demographic

Student Enrollment

Program Indicators

Student Enrollment: Active

Enrollment Type for Serving	Transfer in from another District	School Year for Serving	2015
RCDTS for Home	<a href="#">500821890223006</a>	RCDTS for Serving	<a href="#">500821890223006</a>
Enrollment Date for Serving	08/14/2014	FTE for Serving	1.00
Entry/Grade Level for Serving	Birth to 3 <a href="#">View/Edit Birth to 3</a>		
Discipline			
Homeless		Regional Safe School Program	
Exit Date		Exit Status	
Exit Type			
Student Course Assignment			

Add Enrollment

Have questions or need help? Contact our Call Center (217)558-3600 between 7:00am - 5:00pm CST, Monday - Friday or Click here to Contact Us

© 2015 Illinois State Board of Education

# ISBE

Illinois State Board of Education

## Birth to 3

- **Birth to 3 Enrollment Validations – Deadline July 31 or before the Student exits the program.**
  - All Mandatory Birth to 3 Information must be included before the student is exited
  - The Home RCDTS of the student's active enrollment must match the user's IWAS RCDTS

## **Birth to 3 Collection for School Year 2018**

- EI Number
- Evidence Based Program Model for Families
- Service Location (Modality) for Prevention Initiative Programs
- Child Developmental Screening for Eligibility and Developmental Monitoring Tool
- Total Number of Home Visits During the Year
- Total Number of Parent Groups/Sessions Attended During the Year
- Total Number of Hours Student Spent in DCFS Licensed Child Care Center
- Student Born with a Low Birth Weight
- Is Student a Youth in Care
- Was Parent Married at Time of Student's Birth
- Biological Mother's Date of Birth
- Student's Family is Receiving Child support
- Student's Family is Receiving TANF
- Student's Family is Receiving WIC
- Student's Family is Receiving SNAP
- Student's Family is Receiving Housing Subsidy
- Household Income Criteria

## **Birth to 3 Collection for School Year 2018**

- EI Number
  - Early Intervention Identification Number (DHS Number)
- Evidence Based Program Model for Families
  - 01 – Parents as Teachers
  - 02 – Baby talk
  - 04 – Healthy Families America
  - 06 – Early Head Start
  - 07 – Nurse Family Partnership
  - 05 – Other Model
- Service Location (Modality) for Prevention Initiative Programs
  - 04 – Home Visiting Program Prevention Initiative Program
  - 05 – Center Based Prevention Initiative Program
  - 06 – Family Literacy Prevention Initiative Program
  - 07 – Early Head Start Home Visiting program
  - 08 – Early Head Start Center Based Program

## New Birth to 3 Collection for School Year 2018

- Childhood Developmental Screening for Eligibility and Developmental Monitoring Tool
  - 01 – Ages and Stages Questionnaire
  - 02 – Brigance (0 to 35 Months)
  - 03 – Denver Developmental Screening
  - 05 – Other Screening instrument
- Child Developmental Screening for Social and Emotional Development
  - 01 – Ages and Stages Questionnaire: Social Emotional
  - 02 – Devereaux Early Childhood Assessment Program (DECA)
  - 03 – Other Child Social and Emotional Screening Instrument

## Birth to 3 Collection for School Year 2018

- Total Number of Home Visits During the Year
  - The number of completed home visits and in-person contacts provided to the family during the year based on program model and case management provided.
- Total Number of Parent Groups/Sessions Attended During the Year
  - The number of parent groups/sessions attended by the child's parent(s) during the year (examples include parent-child interactions, parent workshops, parent support groups).
- Total Number of Hours Student Spent in DCFS Licensed Child Care Center
  - The number of hours the child spent in DCFS Licensed Child Care Center services.
- Student Born with a Low Birth Weight
  - Defined as the weight of live born infants less than 2,500 g.

## Birth to 3 Collection for School Year 2018

- Is Student a Youth in Care ([Ward of State](#))
  - “Youth” or “Youth in care” is a child for whom the Illinois Department of Children and Family Services is legally responsible. This means a child for whom the Department has temporary protective custody, custody or guardianship via court order, or a child whose parents have signed an adoptive surrender or voluntary placement agreement with the Department.
  - Youth in care (foster care) is full-time substitute care of children outside their own home by people other than their biological or adoptive parents or legal guardians.
    - 01- Yes
    - 02 - No
- Was Parent Married at Time of Student's Birth
  - Marriage is a legal relationship between spouses: a legally recognized relationship, established by a civil and/or religious ceremony, between two people who intended to live together as a sexual and domestic partners.
    - 01- Yes
    - 02 - No
- Biological Mother's Date of Birth
  - The birth date of a woman who has conceived and given birth.



## Birth to 3 Collection for School Year 2018

- Student's Family is Receiving Child support
  - The court-ordered payments, typically made by a noncustodial divorced parent, to support one's minor child or children.
    - 01- Yes
    - 02 - No
- Student's Family is Receiving TANF
  - The Temporary Assistance for Needy Families (TANF) program provides temporary financial assistance for pregnant women and families with one or more dependent children. TANF provides financial assistance to help pay for food, shelter, utilities, and expenses other than medical.
    - 01- Yes
    - 02 - No
- Student's Family is Receiving WIC
  - WIC provides Federal grants to States for supplemental foods, health care referrals, and nutrition education for low-income pregnant, breastfeeding, and non-breastfeeding postpartum women, and to infants and children up to age five who are found to be at nutritional risk.
    - 01- Yes
    - 02 - No

## Birth to 3 Collection for School Year 2018

- Student's Family is Receiving SNAP
  - The Supplemental Nutrition Assistance Program (SNAP) (formerly Food Stamps) helps low-income people and families buy the food they need for good health. Benefits are provided on the Illinois Link Card - an electronic card that is accepted at most grocery stores. The program is managed by the Food and Nutrition Service (FNS) of the United States Department of Agriculture. The Department of Human Services administers the program in Illinois.
    - 01- Yes
    - 02 - No
- Student's Family is Receiving Housing Subsidy
  - Subsidized housing or social housing is government supported accommodation for people with low to moderate incomes. Forms of subsidies include direct housing subsidies, non-profit housing, public housing, rent supplements and some forms of co-operative and private sector housing.
    - 01- Yes
    - 02 - No


### Birth to 3 Collection for School Year 2018

- Household Income Criteria
  - 01 – 50% at or below the Federal Poverty Level
  - 02 – 100% at or below the Federal Poverty Level
  - 03 – 200% at or below the Federal Poverty Level
  - 04 – 400% at or below the Federal Poverty Level
  - 06 – N/A for Homeless or Youth in Care

#### 2017 Poverty Guidelines Tool -

[https://www.isbe.net/\\_layouts/Download.aspx?SourceUrl=/Documents/povertytool2017.xlsx](https://www.isbe.net/_layouts/Download.aspx?SourceUrl=/Documents/povertytool2017.xlsx)

- Birth to 3 – View



**Illinois State Board of Education**

## Student Information System


Birth to 3 Data

[SIS HOME](#) | [ISBE HOME](#) | [LOGOFF](#)

SESSION TIMEOUT 18:43

Login: IBM\_TEST\_4


[Home](#)


[Student](#) 

[Search SID](#)

[Request New SID](#)

[Exit Enrollment](#)


[Assessment Pre-ID](#) 

[Assessment Correction](#) 

[Assessment Unassigned](#)

[Adjusted Cohorts](#)

[Teacher](#)

[Batch Files](#) 

[Prenatal](#)

[Reports](#)

[Help](#)

[Log Out](#)

**SID :** 123456789

**Legal Last Name :** Smith

**Legal First Name :** Michael

**Middle Name :**

**Birth to 3 Indicators**

Mandatory Indicators			
EI Number		Program Model	
Service Location (Modality) for Prevention Initiative Programs		Screening for Eligibility Tool	
		Screening for Social Emotional Development	
Total Number of Home Visits During the Year		Student Born with a Low Birth Weight?	
Total Number of Parent Group/Sessions Attended During the Year		Is Student a Youth in Care?	
Total Number of Hours Student Spent in DCFS Licensed Child Care Center		Was Parent Married at Time of Student's Birth?	
Student's Family is Receiving Child Support?		Biological Mother's Date of Birth	
Student's Family is Receiving TANF?		Student's Family is Receiving WIC?	
Student's Family is receiving SNAP?		Student's Family is Receiving Housing Subsidy?	
Household Income Criteria			


Edit
Cancel

[Caregiver Demographic Information](#)

**Link Prenatal Record to Birth To 3**

201700003 Ma. Jhoanie Testee [Click To Select](#)

- Birth to 3 – Edit



Illinois State Board of Education

Student Information System

Birth to 3 Data

SIS HOME | ISBE HOME | LOGOFF

SESSION TIMEOUT 17:04

Login: IBM\_TEST\_4

Home

Student

Search SID

Request New SID

Exit Enrollment

Assessment Pre-ID

Assessment Correction

Assessment Unassigned

Adjusted Cohorts

Teacher

Batch Files

Prenatal

Reports

Help

Log Out

SID : 123456789

Legal Last Name : Smith

Legal First Name : Michael

Middle Name :

Birth to 3 Indicators

Mandatory Indicators			
EI Number		Program Model	- Select -
Service Location (Modality) for Prevention Initiative Programs	- Select -	Screening for Eligibility Tool	- Select -
		Screening for Social Emotional Development	- Select -
Total Number of Home Visits During the Year		Student Born with a Low Birth Weight?	<input type="radio"/> Yes <input type="radio"/> No
Total Number of Parent Group/Sessions Attended During the Year		Is Student a Youth in Care?	<input type="radio"/> Yes <input type="radio"/> No
Total Number of Hours Student Spent in DCFS Licensed Child Care Center		Was Parent Married at Time of Student's Birth?	<input type="radio"/> Yes <input type="radio"/> No
Student's Family is Receiving Child Support?	<input type="radio"/> Yes <input type="radio"/> No	Biological Mother's Date of Birth	
Student's Family is Receiving TANF?	<input type="radio"/> Yes <input type="radio"/> No	Student's Family is Receiving WIC?	<input type="radio"/> Yes <input type="radio"/> No
Student's Family is Receiving SNAP?	<input type="radio"/> Yes <input type="radio"/> No	Student's Family is Receiving Housing Subsidy?	<input type="radio"/> Yes <input type="radio"/> No
Household Income Criteria	- Select -		


Next

Cancel

[Caregiver Demographic Information](#)

[Prenatal Information](#)

- Birth to 3 – Review



Illinois State  
Board of Education

Login: IBM\_TEST\_4

Home

Student

Search SID

Request New SID

Exit Enrollment

Assessment Pre-ID

Assessment Correction

Assessment Unassigned

Adjusted Cohorts

Teacher

Batch Files

Prenatal

Reports

Help

Log Out

Student Information System  
Birth to 3 Data

SIS HOME | SBE HOME | LOGOFF

SESSION TIMEOUT 18:45

SID : 123456789  
Legal Last Name : Smith

Legal First Name : Michael

Middle Name :

Birth to 3 Indicators

Mandatory Indicators			
EI Number	122134	Program Model	Parents as Teachers
Service Location (Modality) for Prevention Initiative Programs	Home Visiting Prevention Initiative Program	Screening for Eligibility Tool	Ages and Stages
Total Number of Home Visits During the Year	2	Screening for Social Emotional Development	Ages and Stages : Social and Emotional
Total Number of Parent Group/Sessions Attended During the Year	2	Student Born with a Low Birth Weight?	No
Total Number of Hours Student Spent in DCFS Licensed Child Care Center	2	Is Student a Youth in Care?	No
Student's Family is Receiving Child Support?	No	Was Parent Married at Time of Student's Birth?	No
Student's Family is Receiving TANF?	No	Biological Mother's Date of Birth	01/01/2016
Student's Family is receiving SNAP?	No	Student's Family is Receiving WIC?	No
Household Income Criteria	100% at or below the Federal Poverty Level	Student's Family is Receiving Housing Subsidy?	No


Submit

Change


Cancel

[Caregiver Demographic Information](#)  
[Prenatal Information](#)

- Birth to 3 – Update Successful



Illinois State  
Board of Education

Login: IBM\_TEST\_4  
 Home  
 Student   
 Search SID  
 Request New SID  
 Exit Enrollment  
 Assessment Pre-ID ☒  
 Assessment Correction ☒  
 Assessment Unassigned  
 Adjusted Cohorts  
 Teacher  
 Batch Files ☒  
 Prenatal  
 Reports  
 Help  
 Log Out

Student Information System  
 Birth to 3 Data

SIS HOME | ISBE HOME | LOGOFF  
 SESSION TIMEOUT 18:43

Birth to 3 data has been successfully updated.

SID : 123456789  
 Legal Last Name : Smith  
 Legal First Name : Michael  
 Middle Name :


Birth to 3 Indicators

Mandatory Indicators			
EI Number	122134	Program Model	Parents as Teachers
Service Location (Modality) for Prevention Initiative Programs	Home Visiting Prevention Initiative Program	Screening for Eligibility Tool	Ages and Stages
Total Number of Home Visits During the Year	2	Screening for Social Emotional Development	Ages and Stages : Social and Emotional
Total Number of Parent Group/Sessions Attended During the Year	2	Student Born with a Low Birth Weight?	No
Total Number of Hours Student Spent in DCFS Licensed Child Care Center	2	Is Student a Youth in Care?	No
Student's Family is Receiving Child Support?	No	Was Parent Married at Time of Student's Birth?	No
Student's Family is Receiving TANF?	No	Biological Mother's Date of Birth	01/01/2016
Student's Family is receiving SNAP?	No	Student's Family is Receiving WIC?	No
Household Income Criteria	100% at or below the Federal Poverty Level	Student's Family is Receiving Housing Subsidy?	No

Edit Cancel

[Caregiver Demographic Information](#)  
 Link Prenatal Record to Birth To 3  
 201700003 Ma. Jhoanie Testee [Click To Select](#)

- SIS Reports – Birth to 3



Illinois State  
Board of Education

SIS HOME | ISBE HOME | LOGOFF

SESSION  
TIMEOUT 19:54

Student Information System  
View Report

Login: IBM\_TEST\_4

Home

Student

Search SID

Request New SID

Exit Enrollment

Assessment Pre-ID

Assessment Correction

Assessment Unassigned

Adjusted Cohorts

Teacher

Batch Files

Prenatal

**Reports**

Help

Log Out

Student

Assessments (Pre-Id, Assessment Correction, Scores PARCC, DLM-AA, SAT)

Bilingual (EL Screener, EL, ACCESS)

Demographics and Enrollment (Demographics, Enrollment, Current vs. Previous Enrollment)

Discipline

**Early Learning**

Birth To 3 (SY2012 to SY2017) [Summary](#) [Detail](#)

Birth To 3 (SY2018 and Later) [Summary](#) [Detail](#)

Caregiver Demographic Information [Summary](#) [Detail](#)

Early Childhood (SY2008 to SY2017) [Summary](#) [Detail](#)

Early Childhood (SY2018 and later) [Summary](#) [Detail](#)

Early Childhood Expansion Grant [Summary](#) [Detail](#)

Early Childhood Outcomes [Summary](#) [Detail](#)

Early Intervention to Early Childhood Special Education Transition [Detail](#)

Pre-K Follow-Up [Summary](#) [Detail](#)

Homeless

Individual Student

Regional Safe School

Special Education

Course Assignments

Student and Teacher Reports (Course Assignments, Outside Courses, College Courses)

Missing Courses

State Reporting (Fall Enrollment Counts, Graduation Cohort, End of Year Reports)

Prenatal (Pental & XREF)

Miscellaneous Reporting (Multiple SID, Closed Schools, Missing Persons)



## SIS Reports – Birth to 3

### Birth to 3 (Detail)

7/13/2017 12:28 pm

SIS Home District: 12345678912 ISBE Test District

Selection Criteria: None Sorted By: Student Name

Columns		
A	Gender	H Total Number of Parent Groups/Sessions Attended During the Year
B	Race Code	I Total Number of Hours of Services for Student Per Week
C	IEP Indicator	J Student Born with a Low Birth Weight
D	Program Model	K Is Student Living in a Foster Home
E	Service location	L Was Parent Married at Time of Student's Birth
F	Screening for Eligibility Tool	M Biological Mother's Date of Birth
G	Total Number of Home Visits During the Year	N Student's Family is Receiving Child Support
		O Student's Family is Receiving TANF
		P Student's Family is Receiving WIC
		Q Student's Family is Receiving Food Stamps
		R Student's Family is Receiving Housing Subsidy
		S Household Income Criteria
		T Social Emotional Tool
		U Completed

Program Model Codes: 01 - Parents as Teachers 02 - Baby Talk 04 - Healthy Families America 05 - Other Approved Model 06 - Early Head Start 07 - Nurse Family Partnership 99 - Erroneou

Service Location Codes: 04 - Home Visiting Prevention Initiative Program 05 - Center Based Prevention Initiative Program 06 - Family Literacy Prevention Initiative Program  
07 - Early Head Start HomeVisiting Program 08 - Early Head Start Center Based Program

Screening for Eligibility Tool Codes: 01 - Ages and Stages Questionnaire 02 - Brigance Screening 03 - Denver Development Screening II 05 - Other

Household Income Criteria Codes: 01 - 50% at or below the Federal Poverty Level 02 - 100% at or below the Federal Poverty Level 03 - 200 % at or below the Federal Poverty Level  
04 - 400% at or below the Federal Poverty Level 06 - N/A For Homeless or Youth in Care

Social Emotional Tool Codes: 01 - Ages and Stages: Social and Emotional 02 - Devereaux Early Childhood Assessment 03 - Other Child Social and Emotional Screening Instrument

Student ID	Student Name	Home RCDTS	Serving RCDTS	A	B	C	D	E	F	G	H	I	J	K	L	M	N	O	P	Q	R	S	T	U
123456789	Smith, Michael	0123456789123	0123456789123	F	16	N																		N
123456789	Smith, Michael	0123456789123	0123456789123	F	14	N																		N
123456789	Smith, Michael	0123456789123	0123456789123	M	16	N																		N
123456789	Smith, Michael	0123456789123	0123456789123	M	16	N																		N

Total Students: 4

# ISBE

Illinois State Board of Education

## Caregiver Demographic (Birth to 3)


- **Caregiver Demographic Validations**

- All Mandatory Caregiver Demographic Information must be included before the student is exited
- The Home RCDTS of the student's active enrollment must match the user's IWAS RCDTS
- Student must be enrolled as "00 – Birth to 3"

- **Caregiver Demographic Validations**

- Only one of each Caregiver record types will be accepted (Biological Mother, Biological Father, Adoptive Parent, Grandparent, Other Relative, Legal Guardian, Foster Parent, Other.) If the user sends in a record with the same Relationship Status of a record already in the database, SIS will overwrite the prior record with the new one.
- If a user submits a file with a Caregiver SID, SIS will verify that it is a valid SID. If the SID is not valid, it will not be stored; however, the rest of the record will be processed.
- Caregiver SID cannot match the SID of the Birth to 3 student.

- Student Enrollment – Birth to 3 Link



Illinois State Board of Education

Login: IBM\_TEST\_4

Home

Student

Search SID

Request New SID

Exit Enrollment

Assessment Pre-ID

Assessment Correction

Adjusted Cohorts

Teacher

Batch Files

Reports

Help

Log Out

Student Information System

Student Details

SIS HOME

ISBE HOME

LOGOFF

SESSION TIMEOUT

19:59

Click on the tabs to view the student details. To view School / District Name and contact information, please click on either the Home or Serving School RCDTS number.

SID: 123456789

Legal Last Name: Smith

Legal First Name: Jane

Legal Middle Name:

Student Demographic

Student Enrollment

Program Indicators

Student Enrollment: Active


Enrollment Type for Serving	Transfer in from another District	School Year for Serving	2015
RCDTS for Home	<a href="#">500821890223006</a>	RCDTS for Serving	<a href="#">500821890223006</a>
Enrollment Date for Serving	08/14/2014	FTE for Serving	1.00
Entry/Grade Level for Serving	Birth to 3 <a href="#">View/Edit Birth to 3</a>		
Discipline			
Homeless		Regional Safe School Program	
Exit Date		Exit Status	
Exit Type			
Student Course Assignment			

Add Enrollment

Have questions or need help? Contact our Call Center (312)550-3600 between 7:00am – 5:00pm CST, Monday – Friday or [Click here to Contact Us](#)

# Caregiver Demographic (Birth to 3)

- Birth to 3 – Caregiver Demographic Link



Illinois State  
Board of Education

Student Information System


Birth to 3 Data

SIS HOME | ISBE HOME | LOGOFF

SESSION  
TIMEOUT 19:47

Login: IBM\_TEST\_4


Home


Student 

Search SID

Request New SID

Exit Enrollment


Assessment Pre-ID 

Assessment Correction 

Assessment Unassigned

Adjusted Cohorts

Teacher

Batch Files 

Prenatal

Reports

Help

Log Out

SID : 123456789

Legal Last Name : Smith

Legal First Name : John

Middle Name :

Birth to 3 Indicators

Mandatory Indicators

EI Number		Program Model	
Service Location (Modality) for Prevention Initiative Programs		Screening for Eligibility Tool	
		Screening for Social Emotional Development	
Total Number of Home Visits During the Year		Student Born with a Low Birth Weight?	
Total Number of Parent Group/Sessions Attended During the Year		Is Student a Youth in Care?	
Total Number of Hours Student Spent in DCFS Licensed Child Care Center		Was Parent Married at Time of Student's Birth?	
Student's Family is Receiving Child Support?		Biological Mother's Date of Birth	
Student's Family is Receiving TANF?		Student's Family is Receiving WIC?	
Student's Family is receiving SNAP?		Student's Family is Receiving Housing Subsidy?	
Household Income Criteria			


Edit

Cancel

Caregiver Demographic Information

No Records Found - Prenatal XREF Link

- Caregiver Demographic – Add/Update



Illinois State  
Board of Education

Student Information System


Prevention Initiative - Caregiver Information

SIS HOME | ISBE HOME | LOGOFF

SESSION  
TIMEOUT 19:59

Login: IBM\_TEST\_4


Home


Student 

Search SID

Request New SID


Exit Enrollment

Assessment Pre-ID 

Assessment Correction 

Adjusted Cohorts

Teacher

Batch Files 

Reports

Help

Log Out

SID : 123456789

Legal Last Name : Smith

Legal First Name : Jane

Middle Name :

Caregiver Demographic Information

No caregiver data available.


Add

Cancel

Have questions or need help? Contact our Call Center (217)558-3600 between 7:00am - 5:00pm CST, Monday - Friday or Click here to Contact Us

Copyright © 2008-2015 Illinois State Board of Education


- Caregiver Demographic – Edit



Illinois State Board of Education

Login: IBM\_TEST\_4


Home


Student 

Search SID

Request New SID


Exit Enrollment

Assessment Pre-ID 

Assessment Correction 

Adjusted Cohorts

Teacher

Batch Files 

Reports

Help

Log Out

Student Information System

Prevention Initiative - Caregiver Information

SIS HOME

ISBE HOME

LOGOFF

SESSION TIMEOUT

19:58






SID : 123456789

Legal Last Name : Smith

Legal First Name : Jane

Middle Name :

Caregiver Demographic Information

Optional Indicators			
Caregiver SID	<input type="text"/>	Caregiver First Name	<input type="text"/>
Caregiver Last Name	<input type="text"/>	Caregiver First Name	<input type="text"/>
Mandatory Indicators			
Caregiver Date of Birth	<input type="text"/>	Caregiver Race/Ethnicity	
Relationship to Child		Caregiver Race/Ethnicity	
Caregiver Educational Background		Current Employment Status	

Next


Cancel

Have questions or need help? Contact our Call Center (217)558-3600 between 7:00am - 5:00pm CST, Monday - Friday or Click here to Contact Us



# Caregiver Demographic (Birth to 3)


- Caregiver Demographic – Submit



Illinois State  
Board of Education

Login: IBM\_TEST\_4


Home


Student 

Search SID

Request New SID


Exit Enrollment

Assessment Pre-ID 

Assessment Correction 

Adjusted Cohorts

Teacher

Batch Files 

Reports

Help

Log Out

Student Information System

Prevention Initiative - Caregiver Information

SIS HOME

ISBE HOME

LOGOFF

SESSION TIMEOUT

19:59

SID : 123456789

Legal Last Name : Smith

Legal First Name : Jane

Middle Name :

Caregiver Demographic Information

Optional Indicators			
Caregiver SID		Caregiver First Name	
Caregiver Last Name		Caregiver First Name	
Mandatory Indicators			
Caregiver Date of Birth	08/02/1956	Caregiver Race/Ethnicity	Hispanic or Latino
Relationship to Child	Biological Mother	Current Employment Status	Unemployed/Seeking Employment
Caregiver Educational Background	Some High School/No Diploma		

Submit

Change

Have questions or need help? Contact our Call Center (217)558-3600 between 7:00am - 5:00pm CST, Monday - Friday or Click here to Contact Us


Copyright © 2022-2025 Illinois State Board of Education

# Caregiver Demographic (Birth to 3)

Student Information System (SIS)

90

- Caregiver Demographic – Update Successful



Illinois State  
Board of Education

Student Information System

Prevention Initiative - Caregiver Information

SIS HOME | ISBE HOME | LOGOFF

SESSION TIMEOUT 19:56

Login: IBM\_TEST\_4

Participant demographic data has been successfully updated.

Home

Student

Search SID

Request New SID

Exit Enrollment

Assessment Pre-ID

Assessment Correction

Adjusted Cohorts

Teacher

Batch Files

Reports

Help

Log Out

SID : 123456789

Legal Last Name : Smith

Legal First Name : Jane

Middle Name :

Caregiver Demographic Information

Optional Indicators			
Caregiver SID			
Caregiver Last Name		Caregiver First Name	
Mandatory Indicators			
Caregiver Date of Birth	08/02/1956		
Relationship to Child	Biological Mother	Caregiver Race/Ethnicity	Hispanic or Latino
Caregiver Educational Background	Some High School/No Diploma	Current Employment Status	Unemployed/Seeking Employment

Edit

Add

Cancel

<http://webqa1.isbe.net/SIS/Create/wfMainCreatePage.aspx>

Have questions or need help? Contact our Call Center (217)558-3600 between 7:00am - 5:00pm CST, Monday - Friday or Click here to Contact Us

- SIS Reports – Caregiver Demographic

The screenshot displays the Illinois State Board of Education (ISBE) Student Information System (SIS) interface. The page title is "Student Information System" with a subtitle "View Report". The navigation menu on the left includes links for Home, Student, Search SID, Request New SID, Exit Enrollment, Assessment Pre-ID, Assessment Correction, Assessment Unassigned, Adjusted Cohorts, Teacher, Batch Files, Reports (highlighted), Help, ISBE Internal, and Log Out. The main content area shows a tree view of report categories. The "Early Learning" category is highlighted, and its sub-item "Caregiver Demographic Information" is also highlighted. The footer contains the URL "http://www.isbe.net/", contact information for the Call Center, and a copyright notice for 2007-2017.

Illinois State Board of Education

Student Information System

View Report

Session Timeout: 19:50

Login: ALOWRY

Home

Student

Search SID

Request New SID

Exit Enrollment

Assessment Pre-ID

Assessment Correction

Assessment Unassigned

Adjusted Cohorts

Teacher

Batch Files

Reports

Help

ISBE Internal

Log Out

**Student**

- Assessments (Pre-Id, Assessment Correction, Scores PARCC, DLM-AA, SAT)
- Bilingual (EL Screener, EL, ACCESS)
- Demographics and Enrollment (Demographics, Enrollment, Current vs. Previous Enrollment)
- Discipline
- Early Learning**
  - Birth To 3 [Summary](#) [Detail](#)
  - Caregiver Demographic Information** [Summary](#) [Detail](#)
  - Early Childhood [Summary](#) [Detail](#)
  - Early Childhood Expansion Grant [Summary](#) [Detail](#)
  - Early Childhood Outcomes [Summary](#) [Detail](#)
  - Early Intervention to Early Childhood Special Education Transition [Detail](#)
  - Pre-K Follow-Up [Summary](#) [Detail](#)
- Homeless
- Individual Student
- Regional Safe School
- Special Education

**Course Assignments**

- Student and Teacher Reports (Course Assignments, Outside Courses, College Courses)
- Missing Courses

**State Reporting** (Fall Enrollment Counts, Graduation Cohort, End of Year Reports)

**Miscellaneous Reporting** (Multiple SID, Closed Schools, Missing Persons)

Have questions or need help? Contact our Call Center (217)558-3600 between 7:00am - 5:00pm CST, Monday - Friday or Click here to Contact Us

Copyright © 2007-2017 Illinois State Board of Education

- Caregiver Demographic – Report

## 2015 Prevention Initiative Caregiver Demographics Information (Detail)

6/22/2015 8:03:34AM

SIS Home District: 12345678912 ISBE Test District

Selection Criteria: Sorted By: Student Name

Columns	A	Educational Background of Caregiver		B	Race/Ethnicity of Caregiver *		C	Current Employment Status of Caregiver		D	Completed		
Educational Background of Caregiver:	1	8th Grade or Less		3	Some High School/No Diploma		5	Vocational School Training		7	Some College		
	2	Current High School Student		4	High School Diploma/GED		6	Associate Degree		8	Bachelor Degree		
Current Employment Status of Caregiver:	1	Unemployed/Not Seeking employment		3	Unemployed/Enrolled in job traing		5	Employed in 20 hours or more per week					
	2	Unemployed/Seeking Employment		4	Employed in fewer than 20 hours per		6	Self-employed					
* Education Background, Race and Current Employment Status Codes definitions can be found on the Student Information System web site.													
Student ID	Student Name		Home RCDTS	Serving RCDTS	Relationship	Caregiver SID	Caregiver Name		Birth Date	A	B	C	D
123456789	Jones, Anna		123456789123456	123456789123456	Biological Mother		Smith, Michael		01/01/2000	8	14	1	Y
123456789	Jones, Anna		123456789123456	123456789123456	Biological Mother		Smith, Michael		01/01/2000	8	14	1	Y
123456789	Jones, Anna		123456789123456	123456789123456	Biological Mother		Smith, Michael		01/01/2000	4	16	1	Y

# ISBE

Illinois State Board of Education

## **Birth to 3 or Caregiver Questions?**

# ISBE

Illinois State Board of Education

## **Early Intervention to Early Childhood Special Education Transition Report**

- **Early Intervention to Early Childhood Special Education Transition Report**
  - The purpose of this data sharing process is to support school districts in their obligation to have eligibility determined and an IEP implemented, as necessary, on or before a child's third birthday as the child exits early intervention.

The screenshot shows the Illinois State Board of Education Student Information System (SIS) interface. The left sidebar contains navigation links: Home, Student, Search SID, Request New SID, Exit Enrollment, Assessment Pre-ID, Assessment Correction, Assessment Unassigned, Adjusted Cohorts, Teacher, Batch Files, Prenatal, Reports, Help, and Log Out. The main content area is titled 'Student Information System' and 'View Report'. It displays a tree view of report categories under 'Student'. The 'Early Learning' category is highlighted with a red box, and the 'Early Intervention to Early Childhood Special Education Transition' report is also highlighted with a red box. Other categories include Assessments, Bilingual, Demographics and Enrollment, Discipline, Homeless, Individual Student, Regional Safe School, Special Education, Course Assignments, Student and Teacher Reports, Missing Courses, State Reporting, Prenatal, and Miscellaneous Reporting.

Category	Sub-category	Summary	Detail
Student	Assessments (Pre-Id, Assessment Correction, Scores PARCC, DLM-AA, SAT)		
	Bilingual (EL Screener, EL, ACCESS)		
	Demographics and Enrollment (Demographics, Enrollment, Current vs. Previous Enrollment)		
	Discipline		
	Early Learning		
	Birth To 3 (SY2012 to SY2017)	Summary	Detail
	Birth To 3 (SY2018 and Later)	Summary	Detail
	Caregiver Demographic Information	Summary	Detail
	Early Childhood (SY2008 to SY2017)	Summary	Detail
	Early Childhood (SY2018 and later)	Summary	Detail
Early Childhood Expansion Grant	Summary	Detail	
Early Childhood Outcomes	Summary	Detail	
Early Intervention to Early Childhood Special Education Transition		Detail	
Pre-K Follow-Up	Summary	Detail	
Homeless	Individual Student		
	Regional Safe School		
	Special Education		
	Course Assignments		
Student and Teacher Reports (Course Assignments, Outside Courses, College Courses)	Missing Courses		
	State Reporting (Fall Enrollment Counts, Graduation Cohort, End of Year Reports)		
Prenatal (Prenatal & XREF)			
Miscellaneous Reporting (Multiple SID, Closed Schools, Missing Persons)			



- Early Intervention to Early Childhood Special Education Transition Report

Illinois State Board of Education

7/13/2017 2:09 pm

Early Intervention to Early Childhood Special Education Transition

RCDT: 012345678912345	Mr. Smith 100 North 1st Springfield, IL 62701
-----------------------	---

The purpose of this data sharing process is to support school districts in their obligation to have eligibility determined and an IEP implemented, as necessary, on or before a child's third birthday as the child exits early intervention. The list below is a cumulative list of children who should soon be transitioning into your district(s), which should assist you with future planning for early childhood special education services. While this list contains the names of children transitioning who are 27 months or older, the CFCs are obligated to refer children transitioning into your district by the time the child is 30 months old. If you do not receive this referral by the time the child is 31 months old, this list will enable your district to follow up with the family informing them about your district's early childhood special education services. You may contact the CFC to verify or correct any of the family contact information on this list. You should also contact the CFC if you have received a child's information, but have determined that the child resides in a neighboring district, so that the child's information can be forwarded to the appropriate district. Due to HIPAA and FERPA regulations, these data should only be shared on an "as needed" basis to fulfill the indicated district's child find obligations.

If information on this report is in error, please maintain this documentation locally in the event of any follow-up from ISBE about the student's transition status. Any questions regarding early intervention to early childhood special education regulations and process should be directed to Kristy Doan at 217-524-4835 or to Felicia Malloy at 217-782-5589. Questions regarding the Illinois Department of Human Services student data may be directed to Ann Freiburg at [Ann.Freiburg@Illinois.gov](mailto:Ann.Freiburg@Illinois.gov). Correspondence with student identifying information should only be provided via the DHS secure fax at 217-524-6248.

Name	Birth Date	Contact:	EI Number	CFC ID	Month Reported
------	------------	----------	-----------	--------	----------------



# ISBE

Illinois State Board of Education

## Evaluation Students

Students are “Evaluated” in ISTAR before receiving IDEA Services. Only an SID is required to do an evaluation in ISTAR.

- Online Only – Request New SID
- Enrollment Grade Level – Evaluation
- Enrollment is exited immediately with “12- Retained” with the Exit Date set to current day.
  - Students Under Evaluation will have the following mandatory Program Indicators set to “No”:
    - Homeless
    - 21st Century Indicator
    - IDEA Services
    - Limited English Proficiency (LEP)
    - Private School Student
    - Free or Reduced Price Lunch (FRL) / Low Income
    - Title 1 Indicator Must be set to - Not a Participant in Title I Program
    - Supplemental Educational Services (SES)
- Home and Native Language must be entered

# ISBE

Illinois State Board of Education

## Evaluation Questions?

# ISBE

Illinois State Board of Education


## **Student Demographics Enrollment Early Childhood (Ages 3-5)**

# Student Demographics Enrollment – Early Childhood Ages 3-5

Student Information System (SIS)

101

## • Request New SID

**Illinois State Board of Education**

Student Information System  
Illinois State Board of Education (ISBE) Student Information System (SIS)

SIS HOME | ISBE HOME | LOGOFF

SESSION TIMEOUT 17:04

Login: ALLOWRY

**Home**

**Student**

Search SID

**Request New SID**

Exit Enrollment

**Assessment Pre-ID**

**Assessment Correction**

**Assessment Unassigned**

**Adjusted Cohorts**

**Teacher**


**Batch Files**

**Reports**

**Help**

**ISBE Internal**

**Log Out**



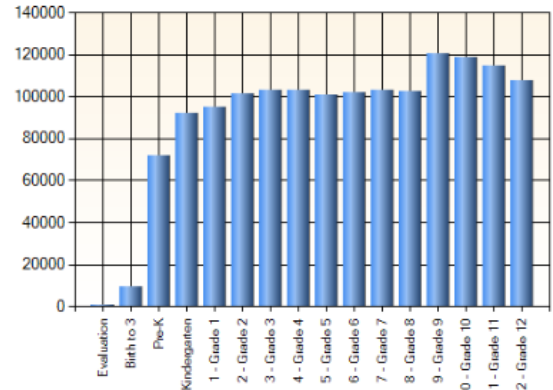
- Assessment Unassigned Screen and Assessment Unassigned Report are now available in SIS.
- DLM-AA Scores have been posted.
- To sign up for a SIS Summer Training [click here](#)
- The ACCESS and Alternate ACCESS Scores have been posted. Please review your scores and Unassigned Test Results.
- For the new SIS external website [click here](#)

District : -- All Districts --

☒ Home ☐ Serving

2017 District Status Panel | Assessment PreID Status Panel

**Current Enrollments & Program Indicators\***



☒ Current Enrollment ☐ LEP ☐ IEP ☐ Homeless ☐ FRL

**Course Data Quality (K-12)**

**Upcoming Key Dates**

Activity	Date
DLM-AA Data Sent to Vendor for Producing Reports in Educator Portal	06/26/2017
PARCC Scores Posted in SIS	06/28/2017
PARCC Data Sent to Vendor for Printing Individual Student Reports	07/07/2017
SAT Scores Posted in SIS (Without Performance Level)	07/10/2017
Winter/Spring/Summer - Student and Teacher Course Assignment data due	07/31/2017
Exit Enrollments for 2017 School Year	07/31/2017
ACCESS Final Paper Reports Arrive in Districts	08/01/2017
DLM-AA Individual Student Reports Available in Educator Portal	08/02/2017
DLM-AA Last Day of Corrections for the Purpose of Accountability and School Report Card	09/22/2017
PARCC Last Day of Corrections for the Purpose of Accountability and School Report Card	09/22/2017
SAT Last Day of Corrections for the Purpose of Accountability and School Report Card	09/22/2017


[Click here for a full list of Key Dates](#)

**Current Enrollment Data Completion Status\***

Collection	Total Required	Complete	% Complete
<a href="#">Birth To 3</a>	9471	2504	26%
<a href="#">Birth To 3 Caregiver Demographics</a>	9471	3532	37%
<a href="#">Early Childhood Outcomes(ECO) Entry</a>	22027	20181	91%
<a href="#">Early Childhood Outcomes(ECO) Progress</a>	15500	11623	74%
<a href="#">Early Childhood Expansion Grant</a>	4143	3317	80%

\*Reflects data as of Jun 26 2017 02:33 PM

- Request New SID - Enter Mandatory Student Attributes



Illinois State  
Board of Education

Student Information System

Request New SID

SIS HOME | ISBE HOME | LOGOFF

SESSION  
TIMEOUT 19:52

Login: IBM\_TEST\_4

Home

Student

Search SID

Request New SID

Exit Enrollment

Assessment Pre-ID

Assessment Correction

Adjusted Cohorts

Teacher

Batch Files

Reports

Help

Log Out

Please enter the student's demographic information to request a new SID. Provide as much information as known to narrow the search.

Fields marked with an asterisk \* are required.

Mandatory Student Attributes

\*Legal Last Name

\*Legal First Name

\*Legal Middle Name

\*

\*Date of Birth  
(mm/dd/yyyy)

\*Gender

\*Race/Ethnicity

Optional Student Attributes

Student Lineage

Birth Place Name


Mother's Maiden Name

Next

Have questions or need help? Contact our Call Center (217)558-3600 between 7:00am - 5:00pm CST, Monday - Friday or Click here to Contact Us

Copyright © 2003-2015 Illinois State Board of Education

- Request New SID – Search Results



Illinois State Board of Education

Student Information System


Request New SID - Potential Match Summary

SIS HOME | ISBE HOME | LOGOFF

SESSION TIMEOUT 19:50

Login: IBM\_TEST\_3


Home


Student 

Search SID

Request New SID

Exit Enrollment


Assessment Pre-ID 

Assessment Correction 

Assessment Unassigned

Adjusted Cohorts

Teacher

Batch Files 

Reports

Help

Log Out

Search Criteria

Last Name	First Name	Middle Name	DOB	Gender	Race/Ethnicity	Birth Place Name	Native Language
Smith	Adam		11/01/2011	Male	Black or African American		

A SID for the student potentially exists. The matches found are displayed below. Please review each individual record before requesting a new SID. If any are a match to your student information, please click the SELECT button.

Search Results: 1 potential student matches found.

Last Name	First Name	Middle Name	DOB	Gender	Race/Ethnicity	Birth Place Name	Native Language
SMITH	ADAM		11/01/2011	Male	Black or African American	st louis MO	English

SID : 123456789

Last Name	SMITH	First Name	ADAM	Middle Name	
Birth Date	11/01/2011	Gender	Male	Race	Black or African American
Birth Place	st louis MO	Native Language	English	Mothers' Maiden Name	
RCDTS for Home	500821890223006		RCDTS for Serving	500821890223006	
Enrollment Date	08/22/2016		Grade	Pre-K	
Percent of Day Attended (PDA)	1.00				
Exit Date		Exit Status		Exit Type	

Select

Request New SID

Have questions or need help? Contact our Call Center (217)558-3600 between 7:00am - 5:00pm CST, Monday - Friday or Click here to Contact Us

Copyright © 2003-2017, Illinois State Board of Education



### Demographic Validations

- **Date of Birth**

- On the enrollment Start Date students must be at least 3 years of age - Non-IEP students cannot be older than 5; IEP students may be 6.

- **Name Fields**

- Use only alpha characters and spaces, or one hyphen
- Periods, commas, and apostrophes are not accepted
  - Middle Name Exception: Asterisk is accepted for “no legal middle name”
  - Space or apostrophe in names such as O’Brien should be removed and submitted as OBrien
  - If appropriate (such as for Hispanic children), use mother’s maiden name followed by a hyphen (-) and then the father’s last name (no spaces)




- **Enrollment Validations**

- A student can be actively enrolled in only one Home School
- If IDEA Services is “Yes”, the Home RCDTS must be a public school
- A student may attend multiple Serving Schools
- School Year must be the current school year (2018)
- Enrollment date must be within the date range of July 1 to July 31 for the current School Year (i.e. 07/01/2017, through 07/31/2018)
- Enrollment Date cannot be a future date
- The “Enrollment Date” must be greater than the student’s previous “Exit Date”, unless the previous enrollment record was identified as “Erroneous”.
  - The Enrollment Date is the first day of full attendance and the Exit Date is the last full day of enrollment the student completed.
- Student should only be entered as “Original entry to US schools” one time

- **Enrollment Validations**

- Home School, Serving School, and Grade Level cannot be updated in an existing record. If they are incorrect, the student enrollment must be “exited” and a new, accurate enrollment record must be created instead.
- Student cannot have more than one active enrollment in different grade levels.
- If using the batch file to submit the data, all Early Childhood students (Pre-K) must be entered using the Demographic and Early Childhood V2 File Format.
  - <https://www.isbe.net/Pages/Excel-Templates-for-student-data-input-into-SIS.aspx>

- Request New SID – Search Results



Illinois State  
Board of Education

Student Information System  
Request New SID - New Enrollment Information

SIS HOME | ISBE HOME | LOGOFF

SESSION  
TIMEOUT 19:38

Login: IBM\_TEST\_3

[Home](#)  
[Student](#)  
[Search SID](#)  
[Request New SID](#)  
[Exit Enrollment](#)  
[Assessment Pre-ID](#)  
[Assessment Correction](#)  
[Assessment Unassigned](#)  
[Adjusted Cohorts](#)  
[Teacher](#)  
[Batch Files](#)  
[Reports](#)  
[Help](#)  
[Log Out](#)

Please enter the student's enrollment information.

Fields marked with an asterisk \* are required.

Legal Last Name: Smith      Legal First Name: Adam      Legal Middle Name:

\*RCDTS for Home

RCDT : 50082189022

Region : St Clair ROE      Category : Public Districts/Schools      District / Entity : East St Louis SD 189

School : Annette Officer Elementary -- 2038

\*RCDTS for Serving

☒ Same as Home RCDTS

☐ Enter the 15 digit Serving RCDTS code

☐ Select Region, Category, District and School

Region : -- Select a Region --

Category :

District / Entity :

School :

\*Enrollment Date for Serving (mm/dd/yyyy) 08/20/2017

\*Enrollment Type for Serving Original entry into a U.S school

\*Entry/Grade Level for Serving Pre-K


\*School Year for Serving 2017 - 2018

\*Percent of Day Attended (PDA) 1.00

Next

Have questions or need help? Contact our Call Center (217)558-3600 between 7:00am - 5:00pm CST, Monday - Friday or Click here to Contact Us

- Student Enrollment - Early Childhood link



Illinois State Board of Education

Student Information System  
Student Details

SIS HOME | ISBE HOME | LOGOFF

SESSION TIMEOUT 19:44

Login: IBM\_TEST\_4

Home

Student

Search SID

Request New SID

Exit Enrollment

Assessment Pre-ID

Assessment Correction

Adjusted Cohorts

Teacher

Batch Files

Reports

Help

Log Out

Click on the tabs to view the student details. To view School / District Name and contact information, please click on either the Home or Serving School RCDTS number.

SID: 123456789

Legal Last Name: Smith

Legal First Name: Michael

Legal Middle Name:

Student Demographic

Student Enrollment

Program Indicators

Student Enrollment: Active

Enrollment Type for Serving	Original entry into a U.S school	School Year for Serving	2015
RCDTS for Home	1234567891234567	RCDTS for Serving	1234567891234567
RCDTS for Service Provider	1234567891234567		
Enrollment Date for Serving	09/15/2014	FTE for Serving	1.00
Entry/Grade Level for Serving	Pre-K View/Edit Early Childhood	Early Childhood Outcomes	View Details
Discipline			
Homeless		Regional Safe School Program	
Exit Date		Exit Status	
Exit Type			
Student Course Assignment			

Add Enrollment

### **New Pre-K Ages 3-5 Collection for School Year 2018 (Demographic and Early Childhood File V2)**

- Classroom Location Preschool for All Classroom
- IDEA Services Received
- Inclusive IEP Service
- Preschool for All Expansion ([Funding](#))
- Head Start Funding ([Funding](#))
- CPS Value Preschool ([Chicago Public Schools \(CPS\) Funding](#))
- Title I Funding ([Funding](#))
- IDEA Funding ([Funding](#))
- Local District Funding ([Funding](#))
- Tuition Based Funding ([Funding](#))
- Previous Enrollment in an Early Childhood Program
- Early Head Start (Birth to 3)
- Prevention Initiative (Birth to 3)
- Early Intervention (Birth to 3)
- Child Care

### **New Pre-K Ages 3-5 Collection for School Year 2018 (Demographic and Early Childhood File V2)**

- Referral by CFC
- EI Number
- Eligibility Determination Date
- Reason for Delay in Transition
- IEP Completion Date
- Date Services Began
- Screening for Program Eligibility indicated Multiple Risk Factors
- Family Structure
- Household Income Criteria
- Child Welfare Involvement Within the Past Year
- Child has been a Youth in Care
- Family has an Open Intact Family Services Case
- Child's parent is Youth in Care
- Student's Family is receiving TANF
- Student's Family is receiving WIC
- Student's Family is receiving SNAP
- Student's Family is receiving Housing Subsidy

### Classroom Location

- 01 - School
  - A public school building
- 02 - Higher Education Institution
  - A college, university, vocational school, or other post- secondary educational institution offering higher education beyond high school.
- 03 - Licensed Child Care Center
  - Child Care Center is any child care facility which regularly provides child care for less than 24 hours per day and is licensed by the Illinois Department of Children and Family Services.
- 04 - Licensed Family Child Care Home
  - Family Child Care Home is any family home which provides child care for more than 3 up to a maximum of 12 children for less than 24 hours per day and is licensed by the Illinois Department of Children and Family Services.
- 05 - Child's Home
  - Child's home is where the child resides.
- 06 - Community-based Organization
  - Community-based organization (CBO) is a public or private nonprofit organization of demonstrated effectiveness that (A) is representative of a community or significant segments of a community; and (B) provides educational or related services to individuals in the community.
- 07 - Faith-based Organization
  - Faith-based organization (FBO) is used to refer to religious organizations and other charitable organizations affiliated or identified with one or more religious groups.
- 08 - Other

### Preschool for All Classroom (Funding)

- The child is attending a preschool classroom for 3 to 5 year old children.
  - Funding for this classroom 1) began in FY 2007 or later, and 2) comes from the Preschool for All Initiative of the Early Childhood Block Grant. (Funding began in 07 FY or later).
- 01 - Half-Day (PDA 0.5)
  - The child is attending a classroom for 3 to 5 year old children for 2.5 to 4 hours per day
- 02 - Full Day (PDA 1.0)
  - The child is attending a full day classroom for 3 to 5 year old children for at least 6 hours per day
- 03 - Partial Day (PDA 0.75)
  - The child is attending a classroom for 3 to 5 year old children for 4.5 to 5.5 hours per day
- 04 - Less than Half-Day (PDA less than 0.5)
  - The child is receiving speech only homebound instruction or Head Start home visiting.
- 00 - None
  - Not attending a Pre-School for all Classroom



- **IDEA Services Received**

- **Special Education Services**

- 01 - Blended Preschool Classroom
    - 02 - Self-Contained Early Childhood Special Ed
    - 03 - Speech Only Services
    - 00 – None

- When **IDEA Services** is “no” and **Private School Student** is “no” then **IDEA Services Received** must be “none”.

- **In Classroom IDEA**

- Are the majority (at least 50%) of special education services provided in a general education classroom?
    - 01 - Yes
    - 02 – No

- When **IDEA Services** is “no” and **Private School Student** is “no” then **In Classroom IDEA** must be “no”.

## General Funding Validations

- All student enrollments must be in at least one of the funding type code selected
- The same funding type code cannot be selected for more than one enrollment
- Selected funding types cannot be more than the PDA for the given enrollment:
  - Half-day – Should have a PDA of 0.50 or higher
  - Full Day – Should have a PDA of 1.00 (ISBE considers a Full Day = 300 minutes)
  - Partial Day - Should have a PDA of 0.75 or higher
  - Less Than Half-day - Any acceptable PDA value
  - None – Any acceptable PDA value

## Preschool for All Expansion **Funding**

- 01 - Federal - Preschool Full Day Expansion
  - The child is attending a full day preschool classroom that meets all of the Preschool Expansion requirements.
- 02 - Federal - Preschool Expansion – PFA Enhanced
  - The child is attending a full day preschool classroom that was originally a Preschool for All (PFA) classroom and has been enhanced to meet the Preschool Expansion requirements.
- 03 - Federal - Preschool Expansion – Head Start Enhanced
  - The child is attending a full day preschool classroom that was originally a Head Start classroom and has been enhanced to meet the Preschool Expansion requirements.
- 04 - State - Preschool Full Day Expansion
  - The child is attending a full day preschool classroom that meets all of the Preschool Expansion requirements.
- 05 - State - Preschool Expansion – PFA Enhanced
  - The child is attending a full day preschool classroom that was originally a Preschool for All (PFA) classroom and has been enhanced to meet the Preschool Expansion requirements.
- 06 - State - Preschool Expansion – Head Start Enhanced
  - The child is attending a full day preschool classroom that was originally a Head Start classroom and has been enhanced to meet the Preschool Expansion requirements.
- 07 – None
  - The child is NOT attending a preschool classroom that meets all of the Preschool Expansion requirements.

## Head Start Funding

- The child is attending a Head Start classroom for 3 to 5 year old children. Funding for this classroom comes solely from federal Head Start funds.
  - 01 - Half-Day (PDA 0.5)
    - The child is attending a classroom for 3 to 5 year old children for 2.5 to 4 hours per day
  - 02 - Full Day (PDA 1.0)
    - The child is attending a full day classroom for 3 to 5 year old children for at least 6 hours per day
  - 03 - Partial Day (PDA 0.75)
    - The child is attending a classroom for 3 to 5 year old children for 4.5 to 5.5 hours per day
  - 04 - Less than Half-Day (PDA less than 0.5)
    - The child is receiving speech only homebound instruction or Head Start home visiting.
  - 00 - None
    - Not attending a Head Start Classroom

## CPS Value Preschool – *Leave Blank in batch files if not Chicago Public Schools*

- 01 - Yes
- 02 – No

## Title I Funding

- The child is attending a preschool program for 3 to 5 year old children. Funding for this child in the classroom comes solely from NCLB, Title I, Part A. Funding for this classroom does not include funds from the Early Childhood Block Grant or Head Start.
  - 01 - Yes
  - 02 - No

## Student Demographics Enrollment – Early Childhood Ages 3-5

### IDEA Funding

- The child is attending a preschool classroom for 3 to 5 year old children. Funding for this classroom is paid with Federal IDEA or state Special Education funds. Reporting these programs/fund sources in addition to reporting other programs/fund sources will not affect the entity's Early Childhood grant reporting.
  - 01 - Half-Day (PDA 0.5)
    - The child is attending a classroom for 3 to 5 year old children for 2.5 to 4 hours per day
  - 02 - Full Day (PDA 1.0)
    - The child is attending a full day classroom for 3 to 5 year old children for at least 6 hours per day
  - 03 - Partial Day (PDA 0.75)
    - The child is attending a classroom for 3 to 5 year old children for 4.5 to 5.5 hours per day
  - 04 - Less than Half-Day (PDA less than 0.5)
    - The child is receiving speech only homebound instruction or Head Start home visiting.
  - 00 - None
    - No IDEA funding
- When **IDEA Services** is “no” and Private School Student is “no” then **IDEA Funding** must be “no”.
- When **IDEA Services** is “yes” then **IDEA Funding** must be “Half-day”, “Full Day”, “Partial Day”, or “Less Than Half-day”, and can NOT be “None”.

### Local District Funding

- The child is attending a preschool classroom for 3 to 5 year old children. Funding for this classroom is **locally funded with District funds**. Reporting these programs/fund sources in addition to reporting other programs/fund sources will not affect the entity's Early Childhood grant reporting.
  - 01 - Half-Day (PDA 0.5)
    - The child is attending a classroom for 3 to 5 year old children for 2.5 to 4 hours per day
  - 02 - Full Day (PDA 1.0)
    - The child is attending a full day classroom for 3 to 5 year old children for at least 6 hours per day
  - 03 - Partial Day (PDA 0.75)
    - The child is attending a classroom for 3 to 5 year old children for 4.5 to 5.5 hours per day
  - 04 - Less than Half-Day Less than 2.5 hours (PDA less than 0.5)
    - The child is receiving speech only homebound instruction or Head Start home visiting.
  - 00 – None
    - No local funding

### Tuition Based Funding

- The child is attending a preschool classroom for 3 to 5 year old children. Funding for this child in the classroom is paid through **Parents Paying Tuition**.
  - 01 - Half-Day (PDA 0.5)
    - The child is attending a classroom for 3 to 5 year old children for 2.5 to 4 hours per day
  - 02 - Full Day (PDA 1.0)
    - The child is attending a full day classroom for 3 to 5 year old children for at least 6 hours per day
  - 03 - Partial Day (PDA 0.75)
    - The child is attending a classroom for 3 to 5 year old children for 4.5 to 5.5 hours per day
  - 04 - Less than Half-Day (PDA less than 0.5)
    - The child is receiving speech only homebound instruction or Head Start home visiting.
  - 00 - None
    - No Tuition Based funding

## Previous Enrollment in an Early Childhood Program

- The child has a previous enrollment in an early childhood program (Could include Birth to 3).
  - 01 - Yes
  - 02 – No
    - Must be “Yes” when a previous **3 to 5 enrollment record** exists.
    - If “No”, then **Early Head Start, Prevention Initiative, Early Intervention** must be “No”.
    - Must be “Yes” and **Prevention Initiative** must be “Yes” when a **previous birth to 3 enrollment** record exists.

## Early Head Start (Birth to 3)

- Prior to attending a preschool program, the child received Early Head Start services which may include home-based services, center-based services, or both. (Did the student ever receive Early Head Start services?)
  - 01 - Yes
  - 02 – No
    - If **Early Head Start (Birth to 3)** is “Yes” then **Previous Enrollment in an Early Childhood Program** must be “Yes”

## Prevention Initiative (Birth to 3)

- Prior to attending a preschool program, the child participated in a birth to age 3 years Prevention Initiative program for at-risk children and their families. Funding for this program comes from the Early Childhood Block Grant. (Did the student ever participate in a birth to age 3 years Prevention Initiative program?)
  - 01 - Yes
  - 02 – No
    - If **Prevention Initiative (Birth to 3)** is “Yes” then **Previous Enrollment in an Early Childhood Program** must be “Yes”

## Early Intervention (Birth to 3)

- Prior to attending a preschool program, the child received Early Intervention services designed for families who have infants and toddlers, birth to three, with diagnosed disabilities, developmental delays, or substantial risk of significant delays. Funding for this program comes from the Illinois Department of Human Services (Infants and Toddlers with disabilities) (DHS) (Did the student ever receive Early Intervention services?)
  - 01 - Yes
  - 02 – No
    - **Early Intervention (Birth to 3)** is “Yes” then **Previous Enrollment in an Early Childhood Program** must be “Yes”

## Child Care

- Prior to attending a preschool program, the child was enrolled in Child Care. **(Any type of Child Care qualifies.)**
  - 01 - Yes
  - 02 - No

## Referral by CFC

- Was the child referred by Early Intervention to the local school district by Child and Family Connections Office for transition to Early Childhood Special Education?
  - 01 - Yes
  - 02 – No
    - **Only Required if Early Intervention** is “Yes”, otherwise leave blank

## EI Number

- Early Intervention Identification Number (6 Digit – Acquired from DHS)
  - **Required if Referral by CFC** is “Yes”



## Eligibility Determination Date

- The date the child was determined eligible or not eligible for early childhood special education services
  - Required if Referral by CFC is “Yes”
  - Eligibility Determination Date must be greater than the student’s Date of Birth.

## Reason for Delay in Transition

- The reason the transition from Early Intervention to Early Childhood Special Education was not completed by the child’s third birthday. There is a delay in transition if one of the following is true: 1) If the child is eligible for Early Childhood Special Education, there is a delay if the child’s IEP has not been developed and implemented by his/her third birthday. 2) If the child is ineligible for Early Childhood Special Education, there is a delay if the child has not been determined ineligible by his/her third birthday.
  - 01 - No Delay
  - 02 - Parent failure or refusal to produce child for evaluation caused a delay in the eligibility determination timeline
  - 03 - The child enrolled in the district after parental consent was received in another district, but before eligibility could be determined.
  - 04 - Early Intervention (CFC) sends the referral after the child is 2 years and 9 months, but they received the child before age 2 years and 9 months.
  - 05 - Early Intervention (CFC) receives child after 2 years and 9 months and makes the referral.
  - 06 – School District Delay
- Required if Referral by CFC is “Yes”

## IEP Completion Date

- The date the child's IEP has been completely developed and implemented.
  - Required if **Referral by CFC** is “Yes” and Student is **IDEA Services** “Yes” and **Private School Student** “No”

## Date Services Began

- The date Early Childhood Special Education Services began.
  - Required if **Referral by CFC** is “Yes” and student is **IDEA Services** “Yes” and **Private School Student** “No”

## Screening for Program Eligibility Indicated Multiple Risk Factors

- An at-risk child is one who, because of their home and community environment, is subject to such language, cultural, economic, and like disadvantages that he or she has been determined, as a result of screening procedures, to be at risk of academic failure
  - 01 - Yes
  - 02 – No

## Family Structure

- Code that best describes the child’s family structure at the time the child entered the program
  - 01 – Both Parents in Home
  - 02 – Single Parent Family
  - 03 – Lives with an adult other than Guardian
  - 04 – Youth in Care
  - 05 - Parents have joint custody
  - 06 - Other

## Household Income Criteria

- The child is from a family whose income is less than 50%, 100%, 200% or 400% the poverty guidelines updated periodically in the Federal Register by the U.S. Department of Health and Human Services (HHS) under the authority of 42 U.S.C. 9902(2)
  - 01 – 50% at or below the Federal Poverty Level
  - 02 – 100% at or below the Federal Poverty Level
  - 03 – 200% at or below the Federal Poverty Level
  - 04 – 400% at or below the Federal Poverty Level
  - 05 – Above 400% Federal Poverty Level
  - 06 – N/A
  - 07 – Did not collect

- **Household Income Criteria Validations**

- If **Preschool For All Classroom** is “Half-day”, “Full Day”, “Partial Day”, or “Less Than Half-day” and Homeless is “No”, then **Household Income Criteria** can Not be “N/A”
- If **Preschool For All Expansion** is “Federal-Preschool Full Day Expansion”, “Federal-Preschool Expansion-PFA Enhanced”, or “Federal-Preschool Expansion-Head Start Enhanced” and Homeless is “Yes”, then **Household Income Criteria** can Not be “400% at or below the Federal Poverty Level”, “Above 400% Federal Poverty Level”, or “Did not collect”
- If **Preschool For All Expansion** is “Federal – Preschool Full Day Expansion”, “Federal – Preschool Expansion – PFA Enhanced”, “Federal – Preschool Expansion – Head Start Enhanced” and Homeless is “No”, then **Household Income Criteria** can Not be “400% at or below the Federal Poverty Level”, “Above 400% Federal Poverty Level”, “N/A”, or “Did not collect”
- If **Preschool For All Expansion** is “State – Preschool Full Day Expansion”, “State – Preschool Expansion – PFA Enhanced”, “State – Preschool Expansion – Head Start Enhanced” and Homeless is “Yes”, then **Household Income Criteria** can Not be “Did not collect”
- If **Preschool For All Expansion** is “State – Preschool Full Day Expansion”, “State – Preschool Expansion – PFA Enhanced”, “State – Preschool Expansion – Head Start Enhanced” and Homeless is “No”, then **Household Income Criteria** can NOT be “N/A” or “Did not collect”

# Student Demographics Enrollment – Early Childhood Ages 3-5

Student Information System (SIS)

125

2017 Poverty Guidelines Tool -

[https://www.isbe.net/\\_layouts/Download.aspx?SourceUrl=/Documents/povertytool2017.xlsx](https://www.isbe.net/_layouts/Download.aspx?SourceUrl=/Documents/povertytool2017.xlsx)

**Annual 2017 Poverty Guidelines for the 48 Contiguous States**

Household/ Family Size	50%	100%	200%	400%
1	6,030	12,060	24,120	48,240
2	8,120	16,240	32,480	64,960
3	10,210	20,420	40,840	81,680
4	12,300	24,600	49,200	98,400
5	14,390	28,780	57,560	115,120
6	16,480	32,960	65,920	131,840
7	18,570	37,140	74,280	148,560
8	20,660	41,320	82,640	165,280
9	22,750	45,500	91,000	182,000
10	24,840	49,680	99,360	198,720
11	26,930	53,860	107,720	215,440
12	29,020	58,040	116,080	232,160
13	31,110	62,220	124,440	248,880
14	33,200	66,400	132,800	265,600

Annual 2017 Poverty Guidelines for the 48 Contiguous States

**Monthly 2017 Poverty Guidelines for the 48 Contiguous States**

Household/ Family Size	50%	100%	200%	400%
1	503	1,005	2,010	4,020
2	677	1,353	2,707	5,413
3	851	1,702	3,403	6,807
4	1,025	2,050	4,100	8,200
5	1,199	2,398	4,797	9,593
6	1,373	2,747	5,493	10,987
7	1,548	3,095	6,190	12,380
8	1,722	3,443	6,887	13,773
9	1,896	3,792	7,583	15,167
10	2,070	4,140	8,280	16,560
11	2,244	4,488	8,977	17,953
12	2,418	4,837	9,673	19,347
13	2,593	5,185	10,370	20,740
14	2,767	5,533	11,067	22,133

Monthly 2017 Poverty Guidelines for the 48 Contiguous States

## Child Welfare Involvement Within the Past Year

- The child or their family has received services from the Department of Children and Family Services (DCFS), including foster care, intact family services or the parent has been a ward of the state
  - 01 - Yes
  - 02 - No

## Child has been a Youth in Care ([Ward of State](#))

- The child is currently in or at any point during the past year has lived in a foster care setting.
  - 01 - Yes
  - 02 – No

## Family has an Open Intact Family Services Case

- The family has been assigned a caseworker by DCFS and is currently receiving or in the past year has received family services.
  - 01 - Yes
  - 02 - No

## Child's parent is Youth in Care ([Ward of State](#))

- Either parent of the child is currently or at any point in the past year has been a ward of the state.
  - 01 - Yes
  - 02 - No

## **Student's Family is receiving TANF**

- The Temporary Assistance for Needy Families (TANF) program provides temporary financial assistance for pregnant women and families with one or more dependent children. TANF provides financial assistance to help pay for food, shelter, utilities, and expenses other than medical.
  - 01 - Yes
  - 02 - No

## **Student's Family is receiving WIC**

- WIC provides Federal grants to States for supplemental foods, health care referrals, and nutrition education for low-income pregnant, breastfeeding, and non-breastfeeding postpartum women, and to infants and children up to age five who are found to be at nutritional risk.
  - 01 - Yes
  - 02 - No

### **Student's Family is receiving SNAP**

- The Supplemental Nutrition Assistance Program (SNAP) (formerly Food Stamps) helps low-income people and families buy the food they need for good health. Benefits are provided on the Illinois Link Card - an electronic card that is accepted at most grocery stores. The program is managed by the Food and Nutrition Service (FNS) of the United States Department of Agriculture. The Department of Human Services administers the program in Illinois
  - 01 - Yes
  - 02 - No

### **Student's Family is receiving Housing Subsidy**

- Subsidized housing or social housing is government supported accommodation for people with low to moderate incomes. Forms of subsidies include direct housing subsidies, non-profit housing, public housing, rent supplements and some forms of co-operative and private sector housing.
  - 01 - Yes
  - 02 - No

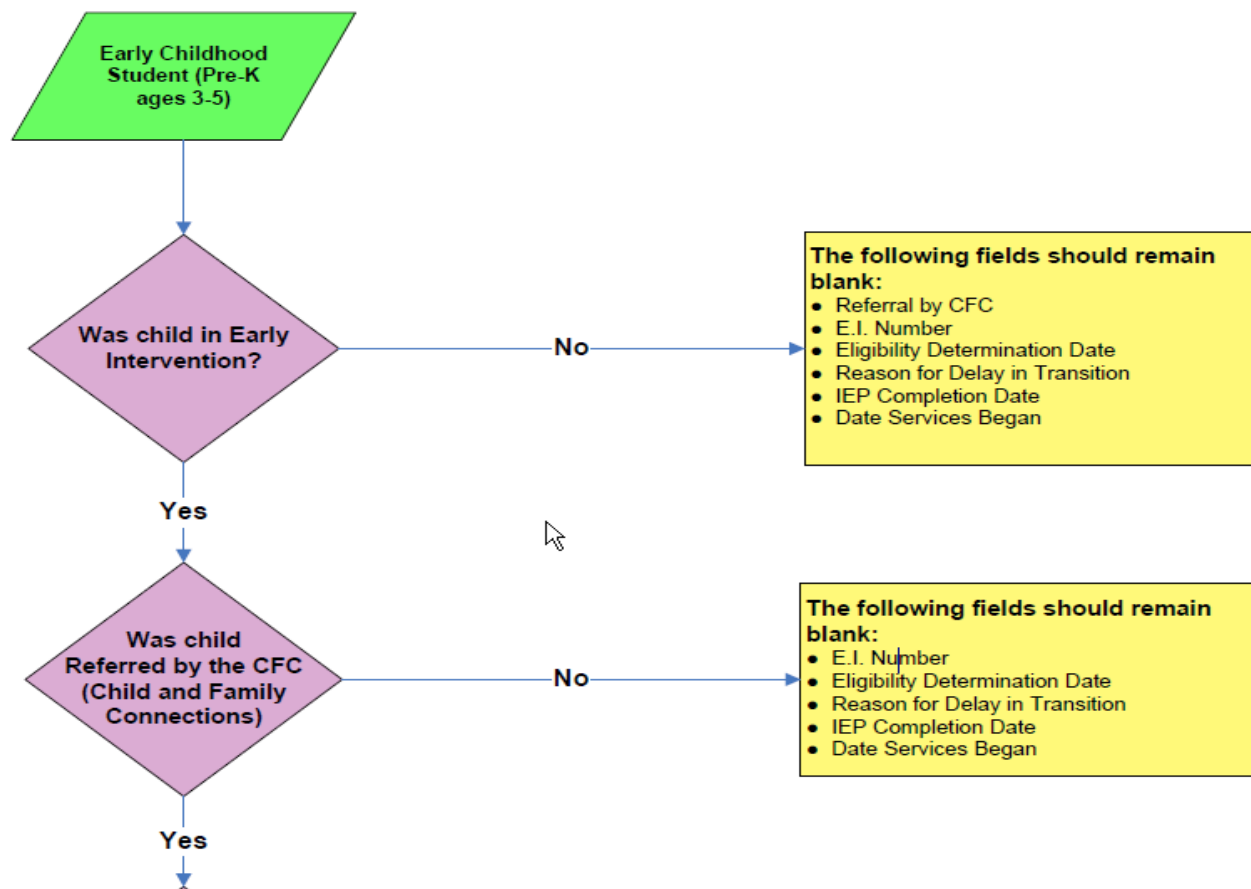


## Student Demographics Enrollment – Early Childhood Ages 3-5

Student Information System (SIS)

129

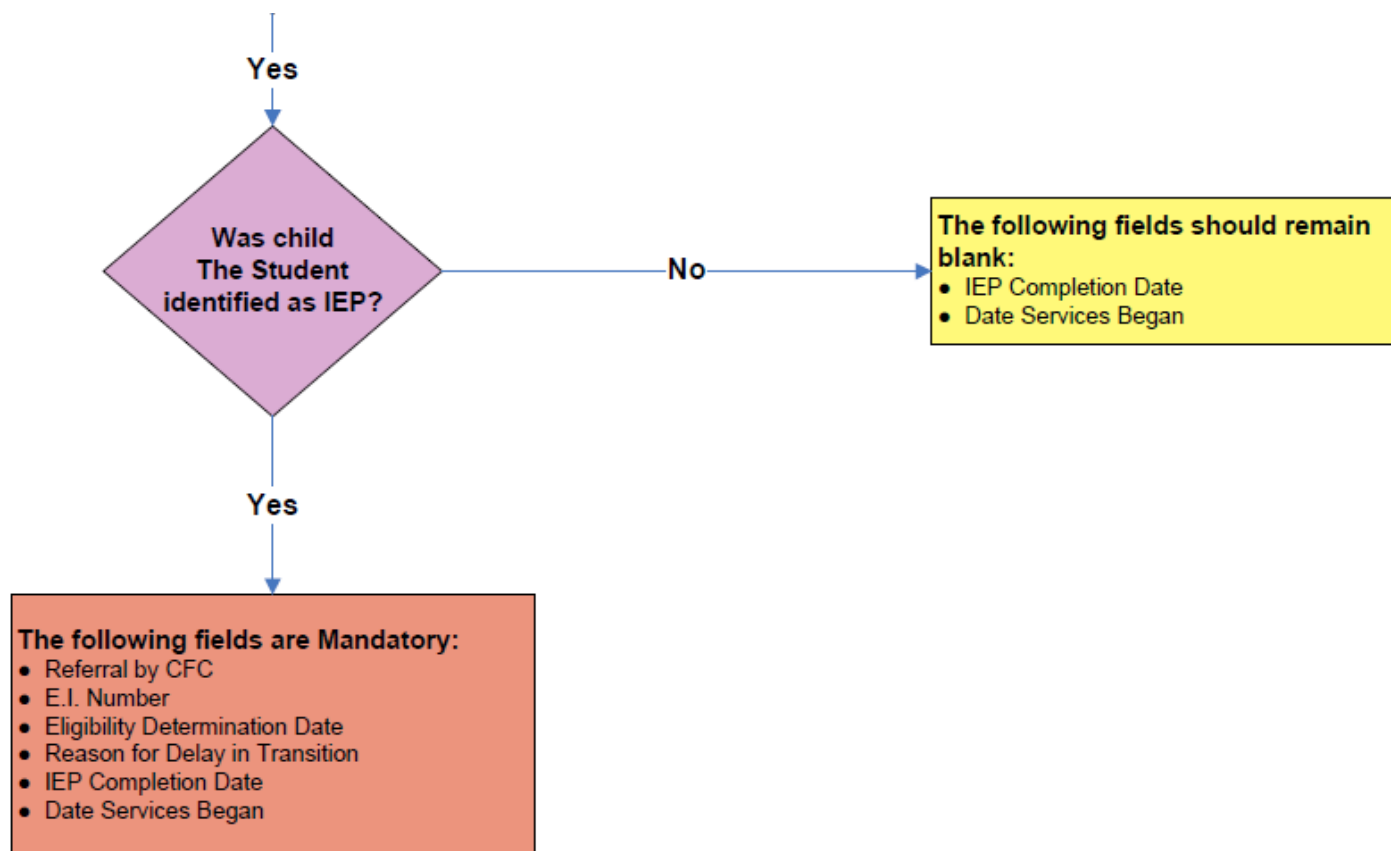
### • Early Childhood Validations Flow




### • Subsequent Mandatory Data

- Referral by Child and Family Connections (CFC)
- Early Intervention (EI) Number
- Eligibility Determination Date
- IEP Indicator
- Reason for Delay in Transition
- IEP Completion Date
- Date Services Began
  - If the Eligibility Determination Date or the IEP Completion Date is after the student's third birthday, Reason for Delay in Transition cannot be No Delay
  - The IEP Completion Date must be equal to or greater than the Eligibility Determination Date
  - The Date Services Began must be equal to or greater than the IEP Completion Date

### • Early Childhood Validations Flow



- Early Childhood Data Entry Screen



Illinois State  
Board of Education

Login: IBM\_TEST\_4

Home

Student

Search SID

Request New SID

Exit Enrollment

Assessment Pre-ID

Assessment Correction

Assessment Unassigned

Adjusted Cohorts

Teacher

Batch Files

Prenatal

Reports

Help

Log Out

Student Information System

Request New SID - Early Childhood

SIS HOME | SIS HOME | LOGOFF

SESSION  
TIMEOUT 19:21

Please enter the student's Early Childhood information.  
All displayed fields are required.

SID

Legal Last Name: Smith      Legal First Name: Michael      Legal Middle Name: \*

Early Childhood Indicators

Learning Environment

Classroom Location Select Classroom Location

Funding

Preschool For All Classroom	<span>Half Day</span>	Preschool For All Expansion	<span>Federal - Preschool Full Day Expansion</span>
IDEA Services Received	<span>Blended Preschool Classroom</span>	In Classroom IDEA	<input type="radio"/> Yes <input checked="" type="radio"/> No
Head Start Funding	<span>Half Day</span>	Pre-K Title I Funding	<input type="radio"/> Yes <input checked="" type="radio"/> No
IDEA Funding	<span>Half Day</span>	Local District Funding	<span>Half Day</span>
Tuition Based Funding	<span>Full Day</span>		

Child

Previous Enrollment In An Early Childhood Program	<input type="radio"/> Yes <input checked="" type="radio"/> No	Early Head Start (Birth to 3)	<input type="radio"/> Yes <input checked="" type="radio"/> No
Prevention Initiative (Birth to 3)	<input type="radio"/> Yes <input checked="" type="radio"/> No	Early Intervention (Birth to 3) (Infants and Toddlers with Disabilities) (DHS)	<input checked="" type="radio"/> Yes <input type="radio"/> No
Meets At Risk Criteria	<input type="radio"/> Yes <input checked="" type="radio"/> No	Family Structure	<span>Both Parents in home</span>
Household Income Criteria	<span>50% at or below the Federal Poverty Level</span>	Child Care	<input type="radio"/> Yes <input checked="" type="radio"/> No
Child Welfare Involvement Within The Past Year	<input type="radio"/> Yes <input checked="" type="radio"/> No	Child Has Been a Youth In Care	<input type="radio"/> Yes <input checked="" type="radio"/> No
Family Has An Open Intact Family Services Case	<input type="radio"/> Yes <input checked="" type="radio"/> No	Child's Parent Is A Youth In Care	<input type="radio"/> Yes <input checked="" type="radio"/> No
Student's Family Is Receiving TANF	<input type="radio"/> Yes <input checked="" type="radio"/> No	Student's Family Is Receiving WIC	<input type="radio"/> Yes <input checked="" type="radio"/> No
Student's Family Is Receiving SNAP	<input type="radio"/> Yes <input checked="" type="radio"/> No	Student's Family Is Receiving A Housing Subsidy	<input type="radio"/> Yes <input checked="" type="radio"/> No
Referral by CFC	<input checked="" type="radio"/> Yes <input type="radio"/> No	EI Number	
Eligibility Determination Date		IEP Indicator	<input type="radio"/> Yes <input checked="" type="radio"/> No
Reason for Delay	<span>Select Reason for Delay</span>		

Next

<http://pi115443/SIS/Help/wfMainHelpPage.aspx>

Have questions or need help? Contact our Call Center (217)558-3600 between 8:00am - 5:00pm CST, Monday - Friday or [Click here to Contact Us](#)

Copyright © 2008-2017, Illinois State Board of Education

- **Program Indicator Validations**

- SES indicator for Pre-K must be set to “No”
- Native and Home Language must be provided for all grade levels

- **Private School Student Indicator (PSS)**

- A private school student is a student whose parent/guardian has chosen to enroll the student in a nonpublic school (e.g., parochial) for general education, with the parent(s) bearing the cost of the student's private education. This includes students who are being home schooled by their parents.
- Students with disabilities who are being served by the district under an IDEA Individualized Services Plan (ISP).

- **Private School Student Indicator (PSS) Validations**

- Grades Pre-K – 12
  - If IDEA Services is “Yes” and Private School Student (PSS) is “No” the student is IEP (Individual Education Plan)
  - If IDEA Services is “Yes” and Private School Student (PSS) is “Yes” the Student is ISP (Individual Service Plan)

- **Military-Connected Student (ESSA Requirement)**

- Indicator Options - Yes/No
- Mandatory - Yes
- Indicator Definition - A student who's Legal Guardian is a member of the Armed Forces or Full-time National Guard on active duty. The terms "Armed Forces," "active duty," and "fulltime National Guard duty" have the same meanings as defined in 10 U.S.C. 101(a)(4), 101(d)(1), and 101(d)(5).
  - "Armed Forces" means the Army, Navy, Air Force, Marine Corps, and Coast Guard.
  - "Active duty" means full-time duty in the active military service of the United States, including full-time training duty, annual training duty, and attendance, while in the active military service, at a school designated as a service school by law or by the Secretary of the military department concerned. Such term does not include full-time National Guard duty.
  - "Full-time National Guard duty" means training or other duty, other than inactive duty, performed by a member of the Army National Guard of the United States or the Air National Guard of the United States in the member's status as a member of the National Guard of a State or territory, the Commonwealth of Puerto Rico, or the District of Columbia under section 316, 502, 503, 504, or 505 of title 32 for which the member is entitled to pay from the United States or for which the member has waived pay from the United States.


- **Rules**

- Must be the same for dual enrolled students
- If in the middle of an enrollment the legal guardians are no longer members of the armed forces, maintain Yes until the next enrollment
  - If unknown set to "no"
  - <https://www.isbe.net/Pages/Children-of-Military-Families.aspx>

- **Homeless Students**

- ISBE collects data for LEAs- and ISBE-funded birth to 3 and preschool programs (e.g., Prevention Initiative, Preschool for All, Preschool Expansion Grant, and other district-funded programs) through the Student Information System (SIS). Data collected through SIS for kindergarten through grade 12 is significantly higher than birth to age 5 data. Based on research, there are more children between birth and age 5 that are in a homeless situation than any other age group. A focus will be placed on training all LEA- and ISBE-funded Early Childhood programs personnel to collect and enter data on homeless children that they serve as they identify, enroll, and provide services for the children.”
- Indicator Definition -
  - Identifies a student who, at any time during the current school year, lacks a fixed, regular, and adequate nighttime residence. This includes:
    - 1) Children and youths who are sharing the housing of other persons (doubling up) due to loss of housing, economic hardship, or a similar reason; are living in motels, hotels, trailer parks, or camping grounds due to the lack of alternative adequate accommodations; are living in emergency or transitional shelters; are abandoned in hospitals; or are awaiting foster care placement; the term 'unaccompanied youth' includes a youth not in the physical custody of a parent or guardian. Unaccompanied youth have the same rights as other students experiencing homelessness to enroll in, attend, and succeed in public school.
    - 2) Children and youths who have a primary nighttime residence that is a public or private place not designed for or ordinarily used as a regular sleeping accommodation for human beings;
    - 3) Children and youths who are living in cars, parks, public spaces, abandoned buildings, substandard housing, bus or train stations, or similar settings; and
    - 4) Migratory children (as described for Migrant Indicator) who qualify as homeless because the children are living in circumstances described in 1 through 3 above.

- Request New SID - Program Indicators Screen



Illinois State  
Board of Education

Student Information System  
Program Indicators

SIS HOME | ISBE HOME | LOGOFF

SESSION  
TIMEOUT 19:55

Login: IBM\_TEST\_4

Home

Student

Search SID

Request New SID

Exit Enrollment

Assessment Pre-ID

Assessment Correction

Assessment Unassigned

Adjusted Cohorts

Teacher

Batch Files

Reports

Help

Log Out

Legal Last Name: Smith

Legal First Name: Michael

Legal Middle Name:

**Mandatory Indicators**

Homeless	<input type="radio"/> Yes <input checked="" type="radio"/> No	Private School Student	<input type="radio"/> Yes <input checked="" type="radio"/> No
21st Century Community Learning Centers	<input type="radio"/> Yes <input checked="" type="radio"/> No	Migrant	<input type="radio"/> Yes <input type="radio"/> No
IDEA Services	<input type="radio"/> Yes <input checked="" type="radio"/> No	Free or Reduced Price Lunch (FRL) / Low Income	<input type="radio"/> Yes <input checked="" type="radio"/> No
Limited English Proficiency (LEP)	<input type="radio"/> Yes <input checked="" type="radio"/> No	Title 1	- Select Title 1 -
Native Language	- Select Native Language -	Supplemental Educational Services (SES)	<input type="radio"/> Yes <input checked="" type="radio"/> No
Home Language	- Select Home Language -	Military Connected Student	<input type="radio"/> Yes <input checked="" type="radio"/> No

**Optional Indicators**

Reading 1st	<input type="checkbox"/> Yes <input type="checkbox"/> No	Reading Improvement Block Grant	<input type="checkbox"/> Yes <input type="checkbox"/> No
-------------	--	---------------------------------	--


**Immigrant Student Program**

Country Of Birth	- Select Country -	Date First Enrolled in a U.S School	
*Optional If student leaves U.S, then re-enrolls, enter the number of months the student was gone.			

Next



Request New SID - Review



Illinois State  
Board of Education

Student Information System

Request New SID - Review

SIS HOME | ISBE HOME | LOGOFF

SESSION  
TIMEOUT 19:44

Login: IBM\_TEST\_4

Home

Student

Search SID

Request New SID

Exit Enrollment

Assessment Pre-ID

Assessment Correction

Assessment Unassigned

Adjusted Cohorts

Teacher

Batch Files

Reports

Help

Log Out

Please review the student information before confirming your request for a new SID.

- If you need to correct any information before submitting your request, press CHANGE button in the appropriate section.
- If you are ready to submit your request, press SUBMIT button on the bottom of this page.

Student Demographic

Legal Last Name	Smith	Legal First Name	Michael
Legal Middle Name	*	Date of Birth	01/01/2005
Gender	Male	Race/Ethnicity	Black or African American
Student Lineage		Birth Place Name	
Mother's Maiden Name			

Change

Student Enrollment

RCDTS for Home	500821890222008	RCDTS for Serving	500821890222008
Enrollment Date for Serving	08/27/2016	Enrollment Type for Serving	Transfer in from another District
Entry/Grade Level for Serving	3 - Grade 3	School Year for Serving	2017
FTE for Serving	1.0		

Change

Program Indicators

Mandatory Indicators			
Homeless	No	Private School Student	No
21st Century Community Learning Centers	No	Migrant	No
IDEA Services	No	Free or Reduced Price Lunch (FRL) / Low Income	No
Limited English Proficiency (LEP)	No	Title 1	Not a Participant in Title I Program
Native Language	English	Supplemental Educational Services (SES)	No
Home Language	English	Military Connected Student	No
Optional Indicators			
Reading 1st		Reading Improvement Block Grant	
Immigrant Student Program			
Eligible			
Country Of Birth	United States of America	Date First Enrolled in a U.S School	
*Optional If student leaves U.S, then re-enrolls, enter the number of months the student was gone.			


Change

Submit

http://www.isbe.net/

Have questions or need help? Contact our Call Center (217)558-3600 between 7:00am - 5:00pm CST, Monday - Friday or Click here to Contact Us

- New SID Assigned!



Illinois State  
Board of Education

Login: ALOWRY

Home

Student

Search SID

Request New SID

Exit Enrollment

Assessment Pre-ID

Assessment Correction

Adjusted Cohorts

Teacher

Batch Files

Reports

Help

ISBE Internal

Log Out

Student Information System

Search SID - Student Details

SIS HOME

ISBE HOME

LOGOFF

SESSION  
TIMEOUT

19:57

Click on the tabs to view the student details.

SID: 123456789

Legal Last Name: Smith

Legal First Name: Michael

Legal Middle Name: Kevin

Student Demographic

Student Enrollment

Program Indicators

Student Demographic

Date of Birth	01/01/2000	Gender	Male
Race/Ethnicity	White	Student Lineage (Jr, II)	
Birth Place Name		Mother's Maiden Name	
ELL Screener		Student Address	<a href="#">View Details</a>

Return To Prev

How to login or need help? Contact our Call Center (312)550-3600 between 7:00am – 5:00pm CST. Monday – Friday or click here to contact us.

# ISBE

Illinois State Board of Education

## **Early Childhood Ages 3-5 Questions?**

# ISBE


Illinois State Board of Education

## **Preschool Course Assignment**

### Use Search SID to update student data or to Add an Enrollment

- View Student Demographics, EL Screener, Immigrant, or Student Address Information (Demographic Tab)
- Add an Enrollment and Update Program Participation data (Enrollment Tab)
  - Add Enrollment
  - **Student Course Assignment**
- Update Program Indicators (Program Indicators Tab)
- Update EL Data (EL Tab)

- Search SID



Illinois State  
Board of Education

Login: IBM\_TEST\_4

Home

Student

Search SID

Request New SID

Exit Enrollment

Assessment Pre-ID

Assessment Correction

Adjusted Cohorts

Teacher

Batch Files

Reports

Help

Log Out

Student Information System

Search SID

SIS HOME | ISBE HOME | LOGOFF

SESSION TIMEOUT 18:53

Searching for a student can be done in two ways :

- By providing SID (OR)
- By providing First Name, Last Name, Date of Birth, and Gender

Click 'Search' button.

Fields marked with an asterisk \* are required.

Search Criteria

\*SID

OR

\*Legal Last Name

Smith

\*Legal First Name

John

\*Date of Birth (mm/dd/yyyy)

10/01/2009

\*Gender

Male

Additional Search Criteria

Legal Middle Name

Race/Ethnicity

Birth Place Name


Native Language

Mother's Maiden Name

Search

Have questions or need help? Contact our Call Center (217)558-3600 between 7:00am - 5:00pm CST, Monday - Friday or Click here to Contact Us

- Search SID – Search Results



Illinois State  
Board of Education

Login: IBM\_TEST\_4

Home

Student

Search SID

Request New SID

Exit Enrollment

Assessment Pre-ID

Assessment Correction

Adjusted Cohorts

Teacher

Batch Files

Reports

Help

Log Out

SIS HOME | ISBE HOME | LOGOFF

SESSION  
TIMEOUT 19:59

Student Information System

Search SID - Potential Match Summary

Search Criteria:

SID	Last Name	First Name	Middle Name	DOB	Gender	Race/Ethnicity	Birth Place Name	Native Language
	Smith	Michael		10/01/2009	Male			

Search Results: 2 potential student matches found.

Action	Last Name	First Name	Middle Name	DOB	Gender	Race/Ethnicity	Birth Place Name	Native Language
<a href="#">View Details</a>	Smith	Michael	John	10/01/2009	Male	Asian		English
<a href="#">View Details</a>	Smith	Michael	John	10/01/2009	Male	Asian		English

Have questions or need help? Contact our Call Center (217)558-3600 between 7:00am - 5:00pm CST, Monday - Friday or [Click here to Contact Us](#)


Copyright © 2008-2015 Illinois State Board of Education

# Search SID – Preschool Course Assignment

Student Information System (SIS)

144

- Search SID – Student Details
  - 90% of data to be reported can be found on the Enrollment Tab



Illinois State  
Board of Education

Student Information System

Search SID - Student Details

SIS HOME

ISBE HOME

LOGOFF

SESSION  
TIMEOUT

19:33

Login: IBM\_TEST\_4

Home

Student

Search SID

Request New SID

Exit Enrollment

Assessment Pre-ID

Assessment Correction

Adjusted Cohorts

Teacher

Batch Files

Reports

Help

Log Out

A new SID has been assigned. Click on the tabs to view the student details.

SID: 123456789

Legal Last Name: Smith

Legal First Name: Michael

Legal Middle Name:

Student Demographic

Student Enrollment

Program Indicators

ELL Information

Student Demographic

Date of Birth	10/01/2000	Gender	Male
Race/Ethnicity	Asian	Student Lineage (Jr, II)	
Birth Place Name		Mother's Maiden Name	
ELL Screener	<a href="#">View Details</a>	Student Address	<a href="#">View Details</a>

Have questions or need help? Contact our Call Center (312)550-3600 between 7:00am - 5:00pm CST, Monday - Friday or [Click here to Contact Us](#)



## Student Course Assignment Resources

- Student Course Assignment Catalog
  - Prior to Secondary Course Catalog (Grades Pre-K – 8)
- A preschool student course assignment must be entered for each funding type code identified in the Early Childhood program data.
- Pre-K students can ONLY use the following Early Childhood course codes:
  - 73028APFA Preschool for All
  - 73028ASPE Preschool IDEA
  - 73028AEXP Preschool Expansion
  - 73028AHSE Head Start
  - 73028APLD Preschool Local District
  - 73028ATBP Tuition Based Preschool
  - 73028ATIT Pre-K Title I

Updated catalogs can be found at <https://www.isbe.net/Pages/Illinois-State-Course-System.aspx>

- **Reporting Preschool Student Course Assignments**

- The purpose for collecting preschool course assignments is to tie a teacher to each funding source identified in the early Childhood data
- Student Course Assignments need to be entered by December 29 or soon after a student enrolls into the district
- Prior to Secondary (Pre-K) - Student Course Assignments must be submitted as Year Long.
- Course Final Letter Grade/Completion Status – (31) Completed Early Childhood Course

## Preschool Student Course Assignment

Student Information System (SIS)

147


- **When a student enrollment is exited, the following grades will be applied:**

Code	Definition	Pre-K
02	Transfer to another public school within the district	(31)
03	Transfer to Home Schooled	(31)
04	Transfer to Private School	(31)
05	Promotion	(31)
06	Graduated	
07	Death	(31)
08	Expulsion	(31)
09	Dropped Out	(31)
10	Transfer to GED program	
11	Moved, not known to be continuing	(31)
12	Retained in same grade or demoted to a lower grade	(31)
14	Aged Out	
15	Certificate of Completion	
16	Victim of a Violent Crime	(31)
17	Change in Serving School or Percent of Day Attended	(31)
18	Moved Out of the United States	(31)
19	Transfer to another public school district out of Illinois	(31)
20	Transfer to another public school district in Illinois	(31)
99	Erroneous enrollment	99

- **Course Final Letter Grade/Completion Status –**  
(31) Completed Early Childhood Course

# Preschool Student Course Assignment

- Select Student Course “View details”



Illinois State  
Board of Education

Student Information System

Student Details

SIS HOME

ISBE HOME

LOGOFF

SESSION  
TIMEOUT

19:32

Login: IBM\_TEST\_4

Home

Student

Search SID

Request New SID

Exit Enrollment

Assessment Pre-ID

Assessment Correction

Assessment Unassigned

Adjusted Cohorts

Teacher

Batch Files

Prenatal

Reports

Help

Log Out

SID: 123456789

Legal Last Name: Smith

Legal First Name: Michael

Legal Middle Name: \*

Student Demographic

Student Enrollment

Program Indicators

Student Enrollment: Active

Enrollment Type for Serving	Re-entry to the same school	School Year for Serving	2017
RCDTS for Home	500821890223006	RCDTS for Serving	500821890223006
Enrollment Date for Serving	08/22/2016	FTE for Serving	1.00
Entry/Grade Level for Serving	Pre-K <a href="#">View/Edit Early Childhood</a>		
Discipline	<a href="#">View Details</a>		
Homeless		Regional Safe School Program	
Exit Date		Exit Status	
Exit Type			
Student Course Assignment	<a href="#">View Details</a>		

1 2

Remove Exit

Add Enrollment


http://pi115443/SIS/Main/wfMainPage.aspx

# Preschool Student Course Assignment

Student Information System (SIS)

149

- Select the Preschool Course



Illinois State  
Board of Education

Student Information System

Student Course Assignment

SIS HOME | SIS HOME | LOGOFF

SESSION  
TIMEOUT 19:48

Login: IBM\_TEST\_4

Home

Student

Search SID

Request New SID

Exit Enrollment

Assessment Pre-ID

Assessment Correction

Assessment Unassigned

Adjusted Cohorts

Teacher

Batch Files

Prenatal

Reports

Help

Log Out

SID : 123456789

Legal Last Name : Smith

Home RCDTS : 500821890223006

Exit Date :

Legal First Name : Michael

Serving RCDTS : 500821890223006

Middle Name : \*

Service Provider :

Enrollment Date : 08/22/2016

School Year : 2017

Catalog Type: ☒ Prior to Secondary Courses ☐ Secondary

Subject Area: 73 - Nonsubject Specific (prior-to-secondary)

State Course: 73028AEXP-Preschool Expansion - Pre-Kindergarten

Academic Term: Y1 - Year Long

Add Course

Course Assignments


No Courses Assigned

Next Cancel

NOTE

To enter course data from the following facilities: Out-of-State, Out-of-Country, Home Schooled Students, Illinois Non-Public Schools, IVS Illinois Virtual School, and Correspondence Course, please use the [Outside Course Assignment](#) page.


- Hit “Select” to add the Preschool Course details



Illinois State  
Board of Education

Login: IBM\_TEST\_4


Home


Student 

Search SID

Request New SID

Exit Enrollment


Assessment Pre-ID 

Assessment Correction 

Assessment Unassigned

Adjusted Cohorts

Teacher

Batch Files 

Prenatal

Reports

Help

Log Out

Student Information System

Student Course Assignment

SIS HOME

SIS HOME

LOGOFF

SESSION TIMEOUT

19:52

SID : 123456789

Legal Last Name : Smith

Legal First Name : Michael

Middle Name : \*

Enrollment Date : 08/22/2016

Home RCDTS : 500821890223006

Serving RCDTS : 500821890223006

Service Provider :

School Year : 2017

Exit Date :

Catalog Type: ☒ Prior to Secondary Courses ☐ Secondary

Subject Area: 73 - Nonsubject Specific (prior-to-secondary)

State Course: 73028AEXP-Preschool Expansion - Pre-Kindergarten

Academic Term: Y1 - Year Long

Add Course

Course Assignments

	Academic Term	State Course Id	State Course Title	Section	Start	End	Grade
<div>Select Delete</div>	Year Long	73028AEXP	Preschool Expansion - Pre-Kindergarten				

Next

Cancel


NOTE

To enter course data from the following facilities: Out-of-State, Out-of-Country, Home Schooled Students, Illinois Non-Public Schools, IVS Illinois Virtual School, and Correspondence Course, please use the [Outside Course Assignment](#) page.

Have questions, contact help@gethelpnow.org or call 1-800-333-3333 between 9:00am - 5:00pm CST, Monday - Friday or click here to Contact Us

# Preschool Student Course Assignment

- Select “Update” to enter the Preschool Course details (Section is important to match a Teacher Course Assignment)



Illinois State  
Board of Education

Login: IBM\_TEST\_4

Home

Student

Search SID

Request New SID

Exit Enrollment

Assessment Pre-ID

Assessment Correction

Assessment Unassigned

Adjusted Cohorts

Teacher

Batch Files

Prenatal

Reports

Help

Log Out

Student Information System

Student Course Assignment

SIS HOME | ISBE HOME | LOGOFF

SESSION  
TIMEOUT 19:51

SID : 123456789

Legal Last Name : Smith

Home RCDTS : 500821890223006

Exit Date :

Legal First Name : Michael

Serving RCDTS : 500821890223006

Middle Name : \*

Service Provider :

Enrollment Date : 08/22/2016

School Year : 2017

Catalog Type: ☒ Prior to Secondary Courses ☐ Secondary

Subject Area: 73 - Nonsubject Specific (prior-to-secondary)

State Course: 73028AEXP-Preschool Expansion - Pre-Kindergarten

Academic Term: Y1 - Year Long

Add Course

Course Assignments

Academic Term	State Course Id	State Course Title	Section	Start	End	Grade
Academic Term						
Year Long						
State Course Id	73028AEXP	Preschool Expansion - Pre-Kindergarten				- Select -
Local Course Code		Local Course Title				
Attendance Actual		Attendance Total				

Update Cancel

Next Cancel


NOTE

To enter course data from the following facilities: Out-of-State, Out-of-Country, Home Schooled Students, Illinois Non-Public Schools, IVS Illinois Virtual School, and Correspondence Course, please use the [Outside Course Assignment](#) page.

http://pi115443/SIS/Main/wfMainPage.aspx

Have questions or need help? Contact our Call Center (217) 558-2600 between 8:00am - 5:00pm CST, Monday - Friday or [Click here to Contact Us](#)

- Select “Next” to review the Preschool Courses entered



Illinois State Board of Education

Student Information System

Student Course Assignment

SIS HOME | ISBE HOME | LOGOFF

SESSION TIMEOUT 19:53

Login: IBM\_TEST\_4

Home

Student

Search SID

Request New SID

Exit Enrollment

Assessment Pre-ID

Assessment Correction

Assessment Unassigned

Adjusted Cohorts

Teacher

Batch Files

Prenatal

Reports

Help

Log Out

SID : 123456789

Legal Last Name : Smith

Home RCDTS : 500821890223006

Exit Date :

Legal First Name : Michael

Serving RCDTS : 500821890223006

Middle Name : \*

Service Provider :

Enrollment Date : 08/22/2016

School Year : 2017

Catalog Type: ☒ Prior to Secondary Courses ☐ Secondary

Subject Area: 73 - Nonsubject Specific (prior-to-secondary)

State Course: 73028AEXP-Preschool Expansion - Pre-Kindergarten

Academic Term: Y1 - Year Long

Add Course

Course Assignments

	Academic Term	State Course Id	State Course Title	Section	Start	End	Grade
Select Delete	Year Long	73028AEXP	Preschool Expansion - Pre-Kindergarten	A	08/22/2016	05/25/2017	Completed

Next

Cancel


NOTE

To enter course data from the following facilities: Out-of-State, Out-of-Country, Home Schooled Students, Illinois Non-Public Schools, IVS Illinois Virtual School, and Correspondence Course, please use the [Outside Course Assignment](#) page.



# Preschool Student Course Assignment


- Select “Submit” to enter the Preschool Course



Illinois State Board of Education

Login: IBM\_TEST\_4

Home

Student 

Search SID

Request New SID

Exit Enrollment

Assessment Pre-ID ☒

Assessment Correction ☒

Assessment Unassigned

Adjusted Cohorts

Teacher

Batch Files ☒

Prenatal

Reports

Help

Log Out

Student Information System

Student Course Assignment

SIS HOME | ISBE HOME | LOGOFF

SESSION TIMEOUT 19:52

SID : 123456789

Legal Last Name : Smith

Home RCDTS : 500821890223006

Exit Date :

Legal First Name : Michael

Serving RCDTS : 500821890223006

Middle Name : \*

Service Provider :

Enrollment Date : 08/22/2016

School Year : 2017

Course Assignments

Academic Term	State Course Id	State Course Title	Section	Start	End	Grade
Year Long	73028AEXP	Preschool Expansion – Pre-Kindergarten	A	08/22/2016	05/25/2017	Completed

Submit

Change

Cancel

NOTE

To enter course data from the following facilities: Out-of-State, Out-of-Country, Home Schooled Students, Illinois Non-Public Schools, IVS Illinois Virtual School, and Correspondence Course, please use the [Outside Course Assignment](#) page.

Have questions? Contact Help Center or Call Center (312) 553-2600 between 9:00am - 5:00pm CST. Monday - Friday. Click here to Contact Us.

- **Linking a Preschool Teacher Course Assignment to a Student Course Assignment – The following items must match:**
  - School Year
  - Student Serving School RCDTS matches Teaching Location RCDTS
  - State Course Code
  - Term
  - Section Number
- **For data quality purposes, it is very important that the appropriate teacher is matched to the correct students.**

# ISBE

Illinois State Board of Education

## Teacher Course Assignment

- The Teaching Location District or the Employer District will submit Teacher Course Assignments and “One Teacher to One Student Instruction” data.
- All teachers submitted must have an IEIN number.
- Teacher Course Assignments can be added or updated via Online or Batch.


### Teacher Course Assignment Entry

- **Teacher Course Start Date** - First day of attendance for the teacher
- **Role of Professional** - Specific role of the teacher
  - 01 Teacher of Record
  - 02 Professional Contributor
  - 03 Student Teacher
  - 04 Substitute Teacher
  - 05 Reading/Math Specialist
  - 06 Technology Specialist
  - 07 Social Worker/Psychologist/Counselor
  - 08 Speech/Language Pathologist
  - 10 Proctor
- **Teacher to Course Commitment** - Numeric value of the teacher's course commitment during the duration of the course (decimal format, where 1.00 represents a full-time commitment to the course)

### Teacher Course Assignment Exit

- **Actual Attendance (Classes) [Optional]** - Actual number of class periods of attendance teacher attended per course during the term
- **Total Attendance (Classes) [Optional]** - Total number of class periods of attendance available for the teacher for this course during the term
- **Teacher Course End Date** - Last day of attendance for the teacher
- **Reason for Exit** - Reason why teacher exited the course
  - 01 Course Ended
  - 02 Teacher Resigned/Reassigned/Terminated
  - 03 Leave of Absence
  - 04 Death
  - 05 Teacher Expulsion
  - 99 Erroneous Course Assignment

- **Teacher Course Assignment Online Process**




# Teacher Course Assignment

Student Information System (SIS)

160

- SIS District Status Panel



Illinois State Board of Education

Student Information System


Illinois State Board of Education (ISBE) Student Information System (SIS)

SIS HOME | ISBE HOME | LOGOFF

SESSION TIMEOUT 17:48

Login: IBM\_TEST\_4


Home


Student 

Search SID

Request New SID


Exit Enrollment

Assessment Pre-ID 

Assessment Correction 

Adjusted Cohorts

**Teacher**

Batch Files 

Reports

Help

Log Out

**PARCC Update**

- PARCC PBA correction window has closed
- PARCC EOY correction window will open on 6/24/2015; Continue to exit students, this will NOT affect the EOY corrections
- If you have any questions about FALL Block tests, please contact the Assessment Division at 866-317-6034 and ask to speak with Dan Brown

**DLM-AA Update**

- DLM-AA Pre-ID updates have been last uploaded from SIS to KITE on 05/28/2015

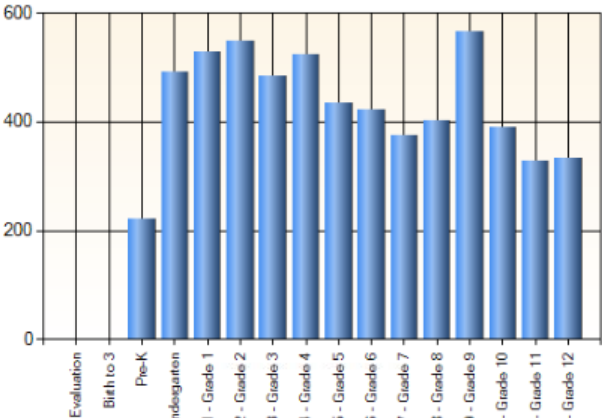
**ACCESS Scores**

- The 2015 ACCESS scores are available by running the ACCESS Score Summary and Detail reports located in SIS under the Bilingual Section of the Reports.
- Please run an Unassigned Test Results Report and verify that no students show up on this report.
- Use the ACCESS Correction process (Online or via a Batch) to resolve all errors on the ACCESS Score report or to add students that are on the Unassigned Student Test Results.

School :  ☒ Home ☐ Serving

\*Reflects data as of Jun 14 2015 06:21 PM

Current Enrollments & Program Indicators\*



Upcoming Key Dates


Activity	Date
PARCC Correction Process for EOY Begins	06/24/2015
PARCC Correction Process for EOY Ends	07/08/2015
Exit Enrollments for 2015 School	07/31/2015
Winter/Spring/Summer - Student and Teacher Course	07/31/2015
Adjusted Cohort Graduation Rates finalized	08/14/2015

Current Enrollment Data Completion Status\*

Collection	Total Required	Complete	% Complete
<a href="#">Birth To 3</a>	0	0	-
<a href="#">Birth To 3 Caregiver Demographics</a>	0	0	-
Early Childhood Outcomes(ECO) Entry	12	12	100%
Early Childhood Outcomes(ECO) Progress	4	1	25%



- Teacher Search



Illinois State  
Board of Education


Student Information System  
Teacher Course Assignment - Search Teacher

SIS HOME | ISBE HOME | LOGOFF

SESSION  
TIMEOUT 19:59

Login: IBM\_TEST\_4


[Home](#)


[Student](#) 

[Search SID](#)

[Request New SID](#)


[Exit Enrollment](#)

[Assessment Pre-ID](#) 

[Assessment Correction](#) 

[Adjusted Cohorts](#)

[Teacher](#)

[Batch Files](#) 

[Reports](#)

[Help](#)

[Log Out](#)

Please specify whether you are the Teaching Location or the Employer.

☒ Teaching Location ☐ Employer

Search Criteria

\*IEIN

OR

\*Legal Last Name

\*Legal First Name

Date of Birth (mm/dd/yyyy)


Fields marked with an asterisk \* are required.

Search

Have questions or need help? Contact our Call Center (217)558-3600 between 7:00am - 5:00pm CST, Monday - Friday or Click here to Contact Us

Copyright © 2003-2015 Illinois State Board of Education


- Potential Match Summary Page



Illinois State  
Board of Education

Login: IBM\_TEST\_4


Home


Student 

Search SID

Request New SID


Exit Enrollment

Assessment Pre-ID 

Assessment Correction 

Adjusted Cohorts

Teacher

Batch Files 

Reports

Help

Log Out

Student Information System

Teacher Course Assignment - Search Teacher

SIS HOME

ISBE HOME

LOGOFF

SESSION  
TIMEOUT

19:57

Please specify whether you are the Teaching Location or the Employer.

☒ Teaching Location

☐ Employer

Search Criteria

\* IEIN

OR

\* Legal Last Name

smith

\* Legal First Name

Anna

Date of Birth (mm/dd/yyyy)

Fields marked with an asterisk \* are required.

Search


IEIN	Last Name	First Name	Middle Initial	Date of Birth	Gender	Select
1234567	Smith	Anne	L	01/01/1956	Female	<a href="#">Select</a>
1234567	Smith	Anna	M	01/01/1956	Female	<a href="#">Select</a>

# Teacher Course Assignment

Student Information System (SIS)

163

- **Select Teaching Location**





**Illinois State Board of Education**

**Student Information System**  
Teacher Course Assignment - Assignment History

SIS HOME | ISBE HOME | LOGOFF

SESSION TIMEOUT 19:56


Login: IBM\_TEST\_4

[Home](#)  
[Student](#)   
[Search SID](#)  
[Request New SID](#)  
[Exit Enrollment](#)  
[Assessment Pre-ID](#)   
[Assessment Correction](#)   
[Adjusted Cohorts](#)  
[Teacher](#)  
[Batch Files](#)   
[Reports](#)  
[Help](#)  
[Log Out](#)


**IEIN : 12345**  
**Legal Last Name : Smith**  
**Legal First Name : Anna**  
**Date Of Birth : 01/01/2000**

**Add New Teacher Location**

**\* School Year**

2015 

**\* Teaching Location**

<b>RCDT</b>	50082189022	<b>Category</b>	Public Districts/Schools	<b>District</b>	East St Louis SD 189
<b>Region</b>	St Clair ROE				
<b>School</b>	Annette Officer Elementary -- 2038 				


**\* Employer**

☐ Same as Teaching Location


☐ Enter 15 digit RCDTS Code

☐ Select Region,Category,District and School


Region

-- Select Region -- 


Category



District / Entity



School




Next

Cancel

Have questions or need help? Contact our Call Center (217)558-3600 between 7:00am - 5:00pm CST, Monday - Friday or Click here to Contact Us

# Teacher Course Assignment

- Edit Teacher Course Assignments



Illinois State  
Board of Education

Student Information System


Teacher Course Assignment - Assignment History

SIS HOME | ISBE HOME | LOGOFF

SESSION  
TIMEOUT 12:21

Login: IBM\_TEST\_4


Home


Student 

Search SID

Request New SID


Exit Enrollment

Assessment Pre-ID 

Assessment Correction 

Adjusted Cohorts

Teacher

Batch Files 

Reports

Help

Log Out

IEIN : 1234567

Legal Last Name : Smith

Teaching Location RCDTS : 1234567890123456

Employer Location RCDTS : 1234567890123456

Legal First Name : Anna

Teaching Location Name : ISBE Test District -- 0000

Employer Location Name : ISBE Test District -- 0000

Date Of Birth : 01/01/2000

School Year : 2015

Click here to add a New Course Assignment

Add Course

No courses assigned

Return To Prev

Have questions or need help? Contact our Call Center (217)558-3600 between 7:00am - 5:00pm CST, Monday - Friday or Click here to Contact Us

Copyright © 2003-2015 Illinois State Board of Education

- Add Course

**Add New Teacher Course Assignment**

Subject Area

-- Select --

State Course

Academic Term

\*Required for Teacher Course Entry

\*\* Required for Teacher Course Exit


Section Number	<div></div> *
Start Date	<div></div> *
Local Course Code	<div></div>
Local Course Title	<div></div>
Role of Professional	<div>-- Select --</div> *
Teacher Commitment	<div></div> *
End Date	<div></div> **
Exit Reason	<div>-- Select --</div> **
Attendance Total	<div></div>
Attendance Actual	<div></div>

# Teacher Course Assignment

Student Information System (SIS)

166

- **Select Course**



Illinois State  
Board of Education

Student Information System


Student Course Assignment

SIS HOME | ISSR HOME | LOGOFF

SESSION  
TIMEOUT 19:46

Login: IBM\_TEST\_4


Home


Student 

Search SID

Request New SID

Exit Enrollment

Assessment Pre-ID 


Assessment Correction 

Assessment Unassigned

Adjusted Cohorts

Prenatal

Teacher

Batch Files 

Reports

Help

Log Out

SID : 332857529

Legal Last Name : Smith

Home RCDTS : 500821890222038

Exit Date :

Legal First Name : Michael

Serving RCDTS : 500821890222038

Middle Name :

Service Provider :

Enrollment Date : 08/08/2017

School Year : 2018

Catalog Type: ☒ Prior to Secondary Courses ☐ Secondary

Subject Area: 

73 - Nonsubject Specific (prior-to-secondary)

State Course: 

73028APFA-Preschool for All - Pre-Kindergarten

Academic Term: 

Y1 - Year Long

Add Course

Course Assignments

Academic Term	State Course Id	State Course Title	Section	Start	End	Grade
Academic Term						
Year Long						
State Course Id	State Course Title		Section	Start	End	Grade
73028APFA	Preschool for All - Pre-Kindergarten		A	09/27/2017		- Select -
Local Course Code	Local Course Title					
Attendance Actual	Attendance Total					

Update Cancel

Next Cancel

NOTE

To enter course data from the following facilities: Out-of-State, Out-of-Country, Home Schooled Students, Illinois Non-Public Schools, IVS Illinois Virtual School, and Correspondence Course, please use the [Outside Course Assignment](#) page.

http://webqa1.isbe.net/SIS/Main/wfMainPage.aspx

Have questions or need help? Contact our Call Center (217)558-3600 between 7:00am - 5:00pm CST, Monday - Friday or Click here to Contact Us

Copyright © 2003-2017 Illinois State Board of Education

# ISBE

Illinois State Board of Education

## **Preschool Course Assignment Questions?**

# ISBE

Illinois State Board of Education

## **Example Preschool Scenarios**



### **PDA for Preschool Ages 3-5**

- **Full Day Funding 1.0 (5 hours or more) = full day**
- **Student for Split Enrollments the sum of the two must be 1.0**
- **Split enrollments no funding source can be full day**
- **Split enrollments if one is a Partial day (Funding Source) then the other enrollment can only be less than Half-day (Funding Source)**
- **Classroom could have multiple Funding sources**
  - **PDA 0.50**
    - **Half-day Preschool for all**
    - **Half-day IDEA**
    - **Half-day Local and other**

### Example Student A

- Enrolled as PDA = 1.00
- Preschool for All Classroom = Full Day
- Preschool for All Expansion = None
- Head Start Funding = None
- Title I Funding = No
- IDEA Funding = None
- Local District Funding = None
- Tuition Based Funding = None
- IDEA Services = No
- Private School Student = No
- Title I Indicator = No

### Student Course Assignment Required

- 73028APFA Preschool for All

### Teacher Course Assignment Required

- 73028APFA Preschool for All

### Example Student B

- Enrolled as PDA = 0.50
- Preschool for All Classroom = Half-day
- Preschool for All Expansion = None
- Head Start Funding = None
- Title I Funding = No
- IDEA Funding = None
- Local District Funding = None
- Tuition Based Funding = None
- IDEA Services = No
- Private School Student = No
- Title I Indicator = No

### Student Course Assignment Required

- 73028APFA Preschool for All

### Teacher Course Assignment Required

- 73028APFA Preschool for All

## Example Preschool Scenarios

Student Information System (SIS)

171

### Example Student C (IDEA Services - IEP)

- Enrolled as PDA = 1.00
- Preschool for All Classroom = Full Day
- Preschool for All Expansion = None
- Head Start Funding = None
- Title I Funding = No
- IDEA Funding = Less than Half-day
- Local District Funding = None
- Tuition Based Funding = None
- IDEA Services = Yes
- Private School Student = No
- Title I Indicator = No

#### Student Course Assignment Required

- 73028APFA Preschool for All
- 73028ASPE Preschool IDEA

#### Teacher Course Assignment Required

- 73028APFA Preschool for All
- 73028ASPE Preschool IDEA

### Example Student D (IDEA Services - ISP)

- Enrolled as PDA = 0.25
- Preschool for All Classroom = None
- Preschool for All Expansion = None
- Head Start Funding = None
- Title I Funding = No
- IDEA Funding = Less than Half-day
- Local District Funding = None
- Tuition Based Funding = None
- IDEA Services = Yes
- Private School Student = Yes
- Title I Indicator = No

#### Student Course Assignment Required

- 73028ASPE Preschool IDEA

#### Teacher Course Assignment Required

- 73028ASPE Preschool IDEA

## Example Preschool Scenarios

Student Information System (SIS)

172

### Example Student E (IDEA Services - IEP)

- Enrolled as PDA = 0.75
- Preschool for All Classroom = Partial day
- Preschool for All Expansion = None
- Head Start Funding = None
- Title I Funding = No
- IDEA Funding = Half-day
- Local District Funding = None
- Tuition Based Funding = None
- IDEA Services = Yes
- Private School Student = No
- Title I Indicator = No

#### Student Course Assignment Required

- 73028APFA Preschool for All
- 73028ASPE Preschool IDEA

#### Teacher Course Assignment Required

- 73028APFA Preschool for All
- 73028ASPE Preschool IDEA

### Example Student F

- Enrolled as PDA = 0.50
- Preschool for All Classroom = Half-day
- Preschool for All Expansion = None
- Head Start Funding = Yes
- Title I Funding = None
- IDEA Funding = None
- Local District Funding = None
- Tuition Based Funding = Half-day
- IDEA Services = No
- Private School Student = No
- Title I Indicator = No

#### Student Course Assignment Required

- 73028APFA Preschool for All
- 73028ATBP Tuition Based Preschool

#### Teacher Course Assignment Required

- 73028APFA Preschool for All
- 73028ATBP Tuition Based Preschool

### Example Student G

- Enrolled as PDA = 0.50
- Preschool for All Classroom = None
- Preschool for All Expansion = None
- Head Start Funding = None
- Title I Funding = No
- IDEA Funding = None
- Local District Funding = Half-day
- Tuition Based Funding = None
- IDEA Services = No
- Private School Student = No
- Title I Indicator = No

#### Student Course Assignment Required

- 73028APLD Preschool Local District

#### Teacher Course Assignment Required

- 73028APLD Preschool Local District

### Example Student H

- Enrolled as PDA = 0.50
- Preschool for All Classroom = Half-day
- Preschool for All Expansion = None
- Head Start Funding = None
- Title I Funding = Yes
- IDEA Funding = None
- Local District Funding = None
- Tuition Based Funding = None
- IDEA Services = No
- Private School Student = No
- Title I Indicator = Yes (Targeted)

#### Student Course Assignment Required

- 73028APFA Preschool for All
- 73028ATIT Pre-K Title I

#### Teacher Course Assignment Required

- 73028APFA Preschool for All
- 73028ATIT Pre-K Title I

- Blended Classrooms would combine all examples of students into one Classroom. Each type of funding needs to be reported separately.

### Class

- Student 1
  - 73028APFA Preschool for All
- Student 2
  - 73028APFA Preschool for All
  - 73028ASPE Preschool IDEA
- Student 3
  - 73028APFA Preschool for All
  - 73028ATIT Pre-K Title I

### Teacher 1

- 73028APFA Preschool for All
- 73028ATIT Pre-K Title I

### Teacher 2 (Sped ED)

- 73028ASPE Preschool IDEA

# ISBE

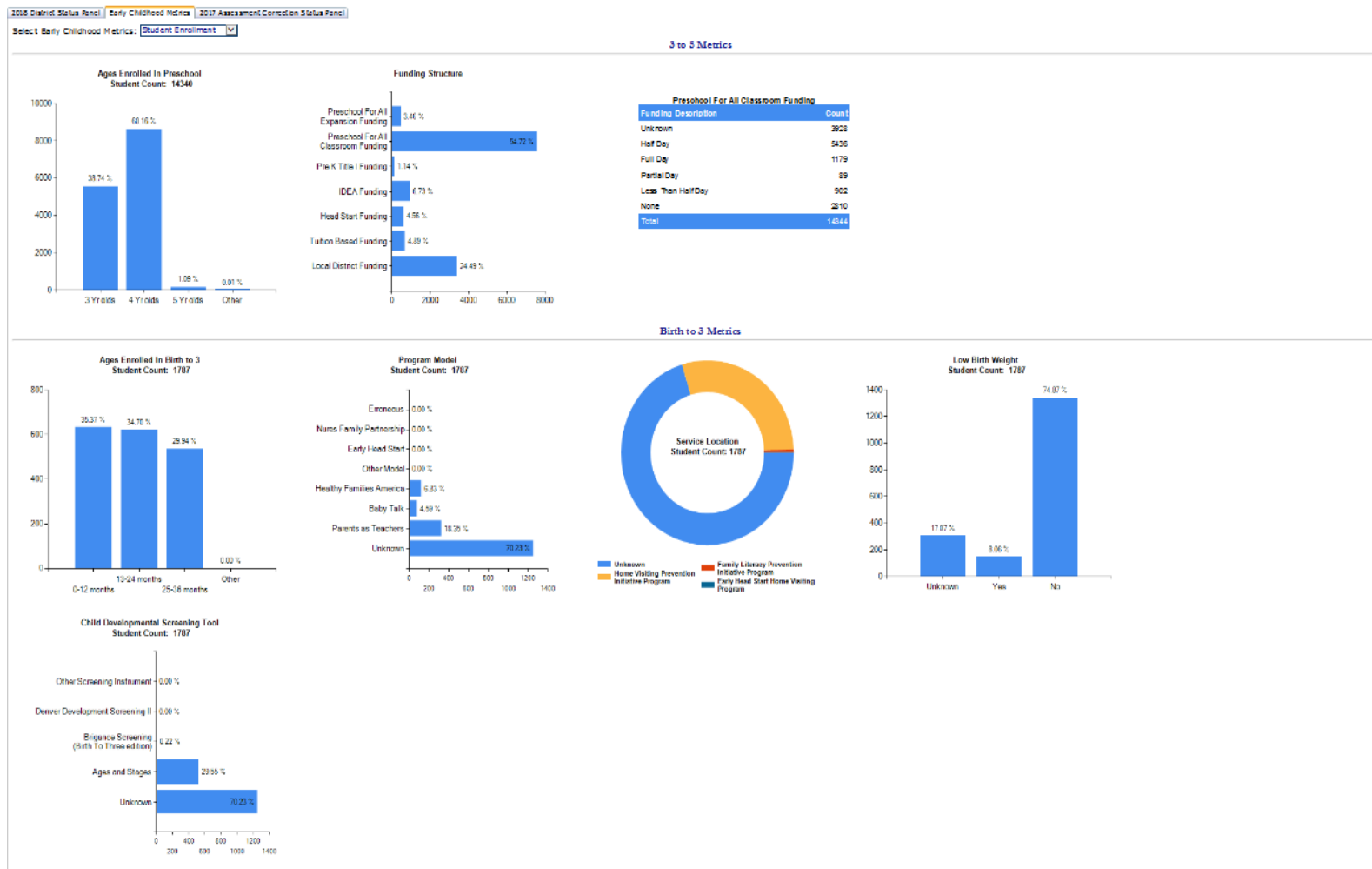
Illinois State Board of Education

## **Early Childhood Metrics Status Panel**

## Early Childhood Metrics Status Panel

Student Information System (SIS)

176



### Early Childhood Metrics Status Panel

- Hover your mouse over the chart for counts
- If the district does not have the applicable data the charts will not be displayed
  - Instead a “No data to display” message will display

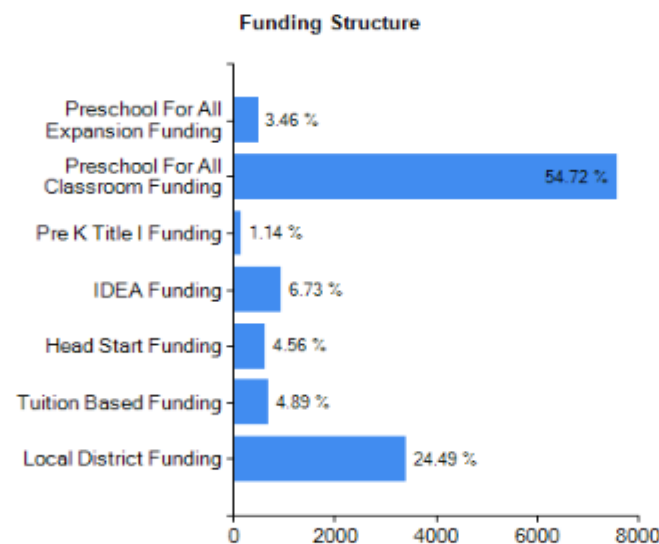
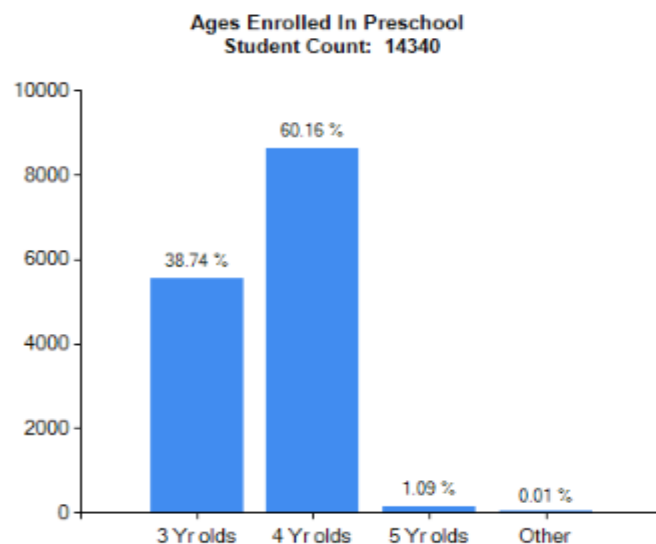


### Preschool Ages 3-5 Metrics

- Select Funding Structure to change Funding Description details

Select Early Childhood Metrics: Student Enrollment

#### 3 to 5 Metrics

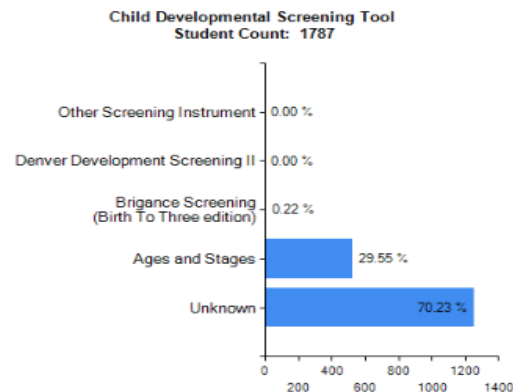
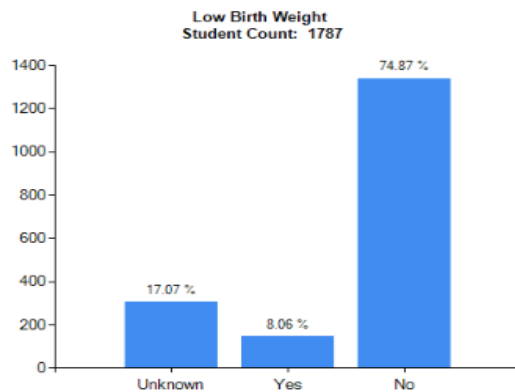
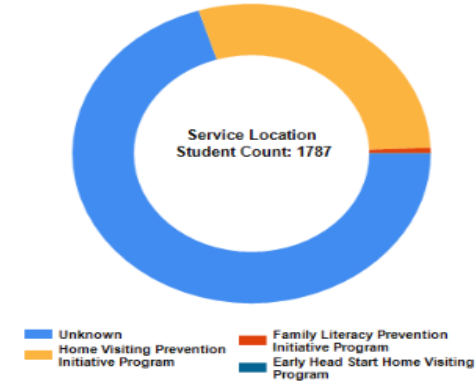
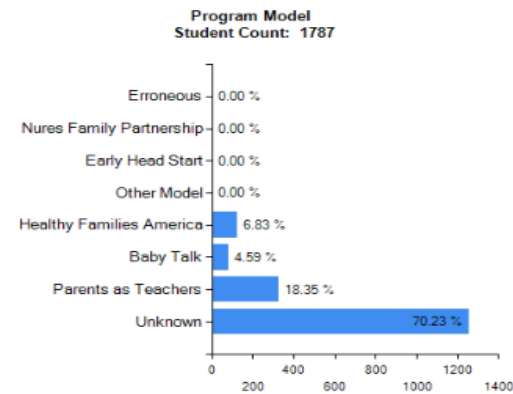
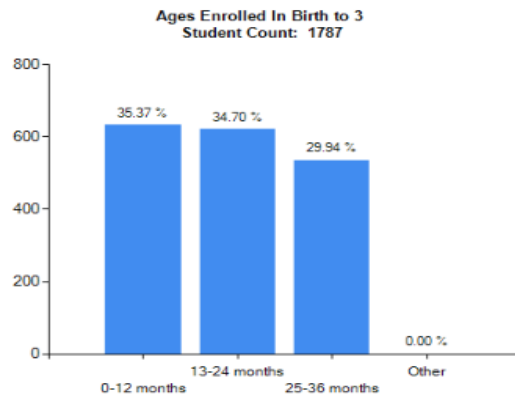


**Preschool For All Classroom Funding**

Funding Description	Count
Unknown	3928
Half Day	5438
Full Day	1179
Partial Day	89
Less Than Half Day	902
None	2810
<b>Total</b>	<b>14344</b>

### Birth to 3 Metrics

Birth to 3 Metrics

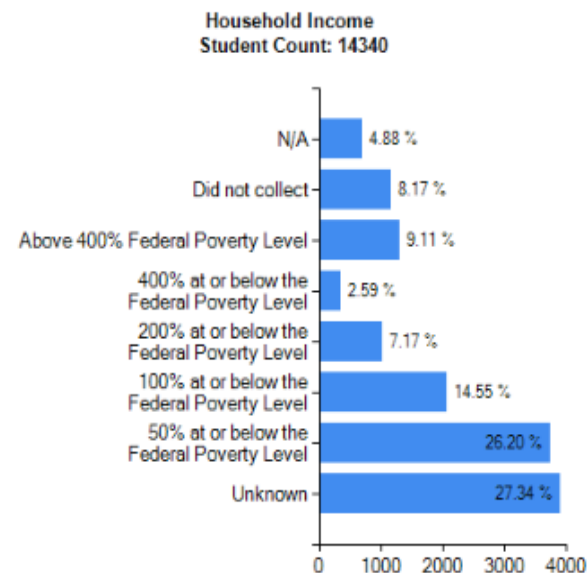
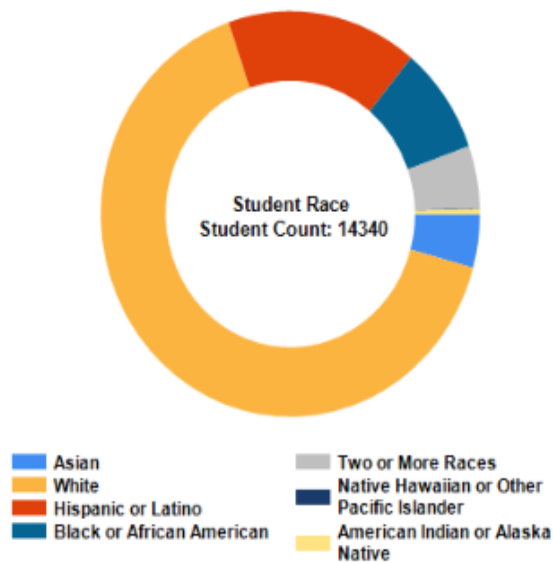
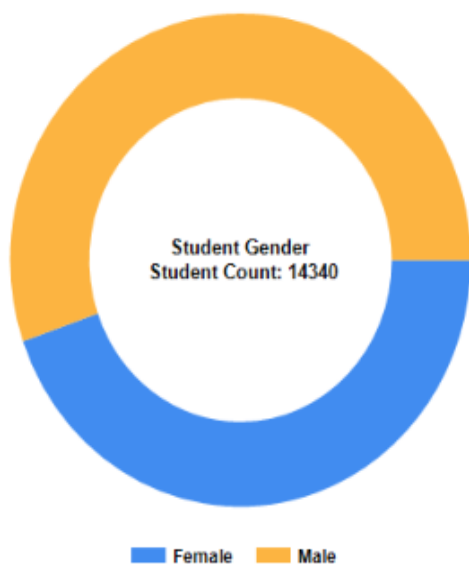


### Preschool Ages 3-5 Metrics

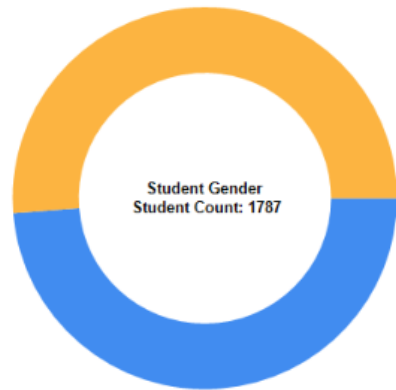
- Student demographic details

Select Early Childhood Metrics: Student Demographic

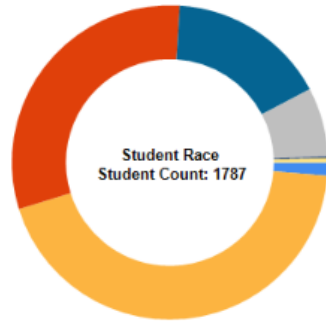
#### 3 to 5 Metrics



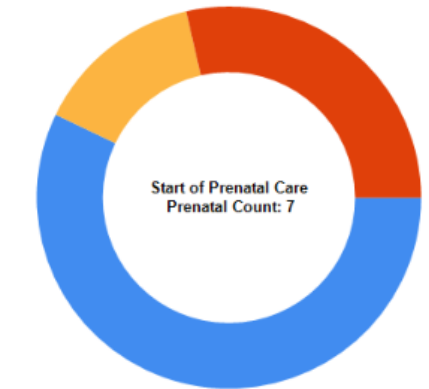
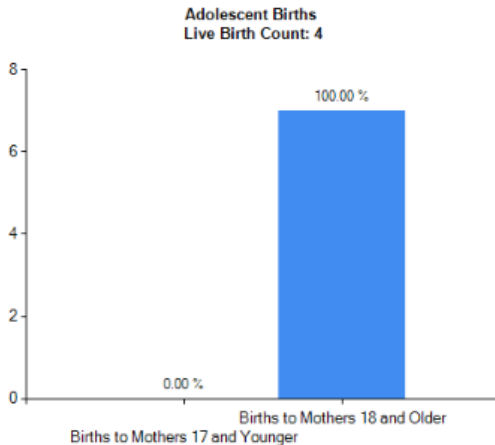
### Birth to 3 Metrics



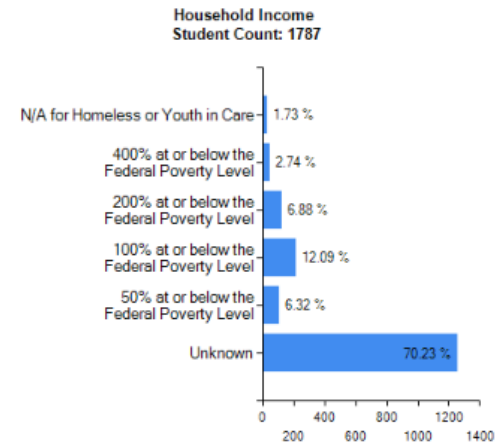
Female Male



Asian  
White  
Hispanic or Latino  
Black or African American  
Two or More Races  
Native Hawaiian or Other Pacific Islander  
American Indian or Alaska Native



1st Trimester 2nd Trimester 3rd Trimester



### Birth to 3 Metrics

- Student demographic details

- Use the SIS reports to verify the data on the Early Childhood Metric Status Panel

Illinois State Board of Education

Student Information System  
View Report

Login: ALOWRY

Home

Student

Search SID

Request New SID

Exit Enrollment

Assessment Pre-ID

Assessment Correction

Assessment Unassigned

Adjusted Cohorts

Prenatal

Teacher

Batch Files

Reports

Help

ISBE Internal

Log Out

**Student**

- Assessments (Pre-ID, Assessment Correction, Scores PARCC, DLM-AA, SAT)
- Bilingual (EL Screener, EL, ACCESS)
- Demographics and Enrollment**
  - Demographics [Summary](#) [Detail](#)
  - Enrollment [Summary](#) [Detail](#)
  - Current Enrollment vs Previous Enrollment [Summary](#)
  - Enrollment Grade Discrepancies [Summary](#)
  - Enrollment Anomalies [Detail](#)
  - Enrollment Transfer [Summary](#) [Detail](#)
  - Eligible For Immigrant Education (2007 - 2014) [Summary](#) [Detail](#)
  - Eligible For Immigrant Student Program (2015 and later) [Summary](#) [Detail](#)
  - Student Address [Summary](#) [Detail](#)
  - Chronic Absenteeism [Summary](#) [Detail](#)
  - Deactivated School Districts (only for deactivated schools) [Summary](#) [Detail](#)
- Discipline**
  - Early Learning**
    - Birth To 3 (SY2012 to SY2017) [Summary](#) [Detail](#)
    - Birth To 3 (SY2018 and Later) [Summary](#) [Detail](#)
    - Caregiver Demographic Information [Summary](#) [Detail](#)
    - Early Childhood (SY2008 to SY2017) [Summary](#) [Detail](#)
    - Early Childhood (SY2018 and later) [Summary](#) [Detail](#)
    - Early Childhood Expansion Grant [Summary](#) [Detail](#)
    - Early Childhood Outcomes [Summary](#) [Detail](#)
    - Early Intervention to Early Childhood Special Education Transition [Detail](#)
    - Pre-K Follow-Up [Summary](#) [Detail](#)
- Homeless
- Individual Student
- Regional Safe School
- Special Education

**Course Assignments**

- Student and Teacher Reports (Course Assignments, Outside Courses, College Courses)
- Missing Courses

# ISBE

Illinois State Board of Education

## **Early Childhood Ages 3-5 data cleanup**

### Students entered without all required Early Childhood Data fields

Current Enrollment Data Completion Status*			
Collection	Total Required	Complete	% Complete
<a href="#">Prenatal</a>	104	15	14%
<a href="#">Birth To 3</a>	3117	885	28%
<a href="#">Birth To 3 Caregiver Demographics</a>	3117	1447	46%
<a href="#">Early Childhood Outcomes(ECO) Entry</a>	9487	7667	80%
<a href="#">Early Childhood Outcomes(ECO) Progress</a>	5889	4266	72%
<a href="#">Early Childhood</a>	30306	26081	86%
<a href="#">English Learners (EL)</a>	142256	76842	54%
<a href="#">EL Screener</a>	29032	17434	60%
<a href="#">Homeless</a>	18262	11237	61%
<a href="#">Eligible for Immigrant Student Program</a>	111037	110968	99%
<a href="#">Student Address for NEW IDEA students</a>	194774	190844	97%
<a href="#">Regional Safe Schools Program (RSSP)</a>	1124	386	34%
<a href="#">Student Discipline</a>	NA	1846	NA
<a href="#">Secondary Courses Missing Final Letter Grade</a>	701078	0	0%

### **Students identified as IDEA Services “Yes” but No IDEA Funding identified**

- Login Into IWAS/SIS
- Select “Reports”
- Expand “Early Learning”
- Select the Early Childhood – “Detail” report
  - On the Criteria Screen Select IDEA Services “Yes”, IDEA Funding “None”
- Correct any students that do not have some type of IDEA funding selected



# ISBE

Illinois State Board of Education

## Questions?

# ISBE

Illinois State Board of Education

## Upcoming Key Dates

## Upcoming Key Dates

Student Information System (SIS)

187

Event	Date
School Year 2018 Fall Enrollment submissions due	October 13, 2017 4:00 p.m. <b>Deadline</b>
Fall of School Year 2018 (2017-2018) - Teacher and Student Course Assignment data due	December 29, 2017 4:00 p.m. <b>Deadline</b>

- **Assistance is available when you need it:**
  - ISBE Help Desk
    - (217) 558-3600 – Option 3 – 8:00 a.m. to 5:00 p.m.
    - [help@isbe.net](mailto:help@isbe.net)
  - ISBE Early Childhood
    - (217) 524-4835– 8:00 a.m. to 4:00 p.m.
  - ISBE SIS Information Website
    - <https://www.isbe.net/Pages/Student-Information-System.aspx>

# ISBE

Illinois State Board of Education

# Thank You!