

# Illinois State Board of Education

## End of Year 2021 Report Card Data Verification

*Student Information System*

June 2, 2021



# Notice – This Webinar Is Being Recorded!

2

**This Webinar is being recorded.**  
**Please do not provide any Student, Personal, or  
Vendor information.**

# Webinar Tips

3

## **Tips for Listening**

- Computer speakers
- Headset connected to a computer
- Telephone

## **Tips for Speaking**

Make sure you have a microphone plugged in or the computer you are using has a microphone before raising your hand.

Make sure all audio settings in the computer are un-muted and speakers are turned down before talking.

## **Question & Answer**

Question & Answer Session will be held at the end of the Webinar.

Raise your hand to ask a question.

All text messages are logged.

Text questions will be posted in a Q & A document after the Webinar.

If you are using a telephone, the audio pin number must be typed in correctly before you can talk.

## **Troubleshooting**

If you are disconnected from the Webinar at any time, you can click the link that was provided to you in your email or you can re-register for the Webinar to gain access.

If you are listening via telephone and close out of the Webinar on your computer, you will be disconnected.



# Agenda

4

- Welcome / Introductions
- End of School Year 2021 Tasks
- End of the Year Report Card and Accountability Verification
  - Adjusted Cohort Graduation Rate
  - Advanced Coursework
  - Chronic Absenteeism
  - Chronic Truancy
  - Freshman on Track
  - Percent of 8th Graders Taking Algebra I
  - Student Attendance Data
  - Student Mobility
  - College and Career Readiness (CCRI)



# Agenda

5

- Planning for School Year 2021 Updates
- Upcoming Key Dates
- Districts' Next Steps
- ISBE SIS Resources
- ISBE Contact Information
- Questions & Answers

# Welcome / Introductions

6

## Presenters

- Adam Lowery  
*IBM SIS Project Manager*
- David Arends  
*IBM SIS Business Analyst*
- Tandi Turner  
*ISBE SIS Business Analyst*
- Kory Schacht  
*ISBE SIS Business Analyst*

## ISBE Key Team Members

- Madan Damodaran  
*Division Supervisor, Software Solutions*
- William Witkowski  
*Director, Software Solutions*
- Maureen Font  
*Director, Data Strategies Analytics*
- Rae Clementz  
*Director, Accountability*
- Sean Clayton  
*Director, Assessment*

## Other Members of the SIS Team

- Preetam Priyadarshy  
*IBM SIS Business Analyst*
- Don Finch  
*ISBE SIS IT Technical Lead*
- Neli Kelley  
*IBM SIS Development Team*
- Timothy Damour  
*IBM SIS Development Team*
- Mike Kowalski  
*IBM SIS Development Team*
- Mike Pflugmacher  
*MSF&W SIS Development Team*
- Roy Williamson  
*ISBE SIS Business Analyst*



# ISBE SIS Resources

7

## Resource documents are readily available:

- Located on the ISBE SIS webpage at <https://www.isbe.net/Pages/Student-Information-System.aspx>
  - ISBE SIS Announcements
  - User Manual
  - Data Elements and Validations Document
  - File Format Layouts
  - Excel Templates
    - Tips for Completing (*Data Collection Name*) Template
    - Steps for Creating and Uploading (*Data Collection Name*)
  - Past Webinars and Trainings
  - Questions and Answers

# The Report Card Timeline

8



- Data Submission: Now through August
- District Review: Now through August
- Data Finalization: August and September
- Initial Report Card Release : October
- Updated Report Card Release : December
- Revised Report Card Release : April



# 2021 Key Dates

9

- July 1: District Review Kickoff
  - Business Rules Available
  - Metric Definitions Available
  - Data Verification and MyIRC Preview
- July 31: Data Deadlines
  - Year End Collection
  - SIS - Enrollment Exit
- Aug. 13: Data Deadlines
  - EIS - Salary
  - SIS – Adjusted Cohorts Graduation Rate, Advanced Coursework (IB, AP, and Dual Credit), Chronic Absenteeism, Chronic Truancy, Freshman on Track, Percent 8th Graders Taking Algebra, Student Attendance, Student Mobility
  - Site-Based Expenditure

# 2021 Key Dates

10

- Oct. 1: SY 2021 Educator Preview via MyIRC for Superintendents and Principals

- Oct. 29 at noon: Initial Report Card Release

This release will include all metrics that do not rely on assessment data. These data will be reported at the school, district, and state levels.

- Dec. 2: Updated Report Card Release

The following data will be released to the Report Card for districts that completed spring assessment testing. These data will only be reported at the school and district levels. No state-level data will be released.

- Illinois Assessment of Readiness (IAR)
- SAT
- College and Career Ready

# 2021 Key Dates

11

- April 27, 2022: Revised Report Card Release

The following data will be released to the Report Card for those who completed spring and/or fall assessment testing. These data will be reported at the school, district, and state levels.

- IAR
- SAT
- ACCESS
- Dynamic Learning Maps Alternate Assessment (DLM-AA)
- Illinois Science Assessment (ISA)
- College and Career Ready

# Related Webinars

12

- [Previous Recorded Report Card Webinars](#)
- May 27: Entity Profile System (EPS) 2022 Webinar
- June 10: EIS – Salary, Evaluations, and Days Absent
- June 11: MyIRC – Data Review and Verification Tool
- June 17: 2021 Report Card Kickoff: Processes and Timeline Overview
- June 18: EIS – Salary, Evaluations, and Days Absent
- July 1: MyIRC – Data Review and Verification Tool
- July 15: Report Card Open Forum
- July 22: Site-Based Expenditure Reporting Open Forum
- July 29: Report Card Open Forum #2
- [www.isbe.net/site-based](http://www.isbe.net/site-based) for other resources



# Illinois State Board of Education

## End of School Year 2021 Tasks

# End of School Year 2021 Tasks

14

- What is required before exiting students?
- What can be provided after the student has been exited?
- Verify data used for Report Card and Accountability

# End of School Year 2021 Tasks

15

- What is required before exiting students?
  - Birth to 3 data
  - Caregiver Demographic data (Birth to 3)
  - Early Childhood Outcomes Entry and Progress Rating for Pre-K students with IEPs
  - EL Information
  - EL Screener
  - Homeless data
  - Immigrant data
  - Regional Safe School Program (RSSP) data
  - Pre-K Programs and Providers
  - Student Address data (Students with IDEA Services='Yes' only)
  - Grades 3-12 Courses Missing Final Letter Grade

# End of School Year 2021 Tasks

- Reference the Current Enrollment Data Completion Status chart on the SIS Dashboard to determine what data are required before exiting students.

Current Collection Completion Status	Required	Complete	Percent
Prenatal	3	1	33%
Birth To 3	2	2	100%
Birth To 3 Caregiver Demographics	2	1	50%
Early Childhood Outcomes (ECO) Ratings	4	1	25%
Early Childhood Student Programs	4	4	100%
Early Childhood Program Providers	6	5	83%
English Learner (EL)	124	66	53%
EL Screener	151	141	93%
Homeless	231	86	37%
Eligible for Immigrant Student Program	464	349	75%
Student Address for NEW IDEA students	731	716	97%
Regional Safe Schools Program (RSSP)	5	2	40%
Student Discipline	NA	92	NA
504 Plan	NA	47	NA
Grades 3-12 Missing Final Letter Grade	10	0	0%





# End of School Year 2021 Tasks

17

- Exit All Enrollments
  - All 2021 Enrollment records must be exited by 4:00 p.m. July 31, 2021
    - We recommend all students are exited immediately after their last day of school
      - The last day of enrollment is the last full day the student attended school.
      - However, if you have students taking summer classes, please wait to exit those students until after they finish their classes
    - Students can not re-enroll after they graduate (i.e., if exit code 06 was used).
- Exit enrollment records online (individual records, one at a time) or via the batch file process (multiple records at once)
  - Online Process
    - Use the SIS Exit Enrollment screen
  - Batch File Process
    - Upload Exit Enrollment File via Batch Upload in SIS



# End of School Year 2021 Tasks

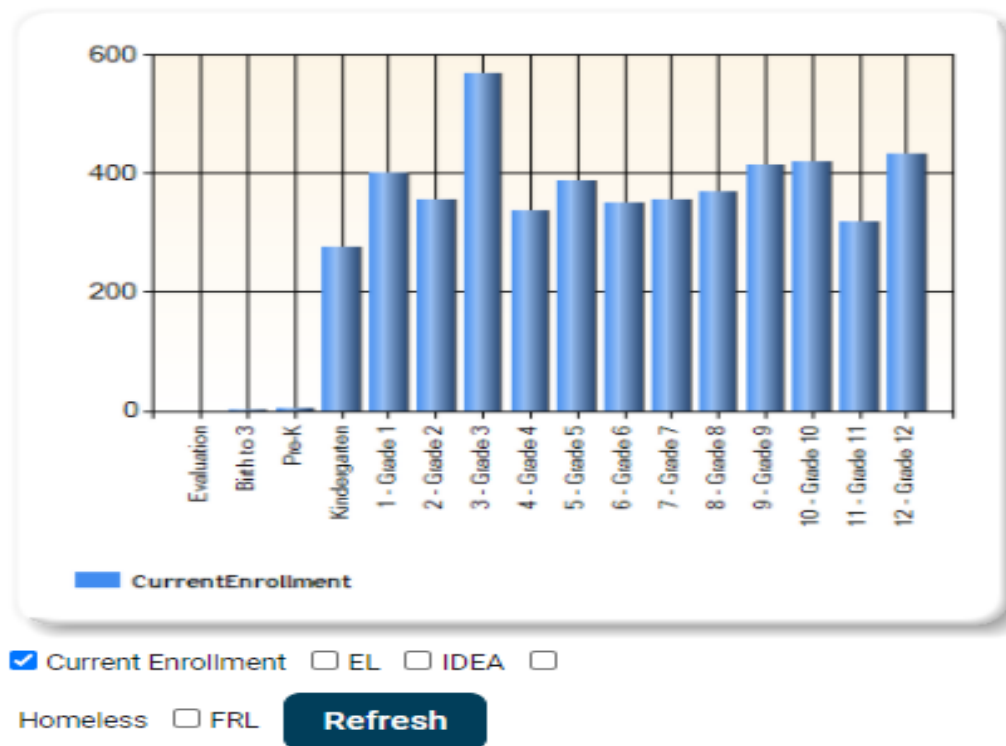
18

- Verify all 2021 enrollments have been exited
  - View the Enrollment reports in ISBE SIS
    - Use the Reports screen
    - Expand the Demographics and Enrollment section and then select the Enrollment - Summary link
      - Ensure the following report criteria are selected
        - **2021 – Active Enrollments Only**
        - Home School
    - Press View Report or Create PDF Report
    - If the Count in any Grade listed in the report is not 0, run the Student Enrollment Detail Report and exit the identified record(s)

# End of School Year 2021 Tasks

**Refer to SIS Dashboard for Current Enrollments & Program Indicators to ensure all students are exited**

Current Enrollments & Program Indicators



# End of School Year 2021 Tasks

20

## What can be provided after the student has been exited?

- Student Discipline Groups Data
  - All discipline groups data must be reported by July 31, 2021, at 4:00 p.m.
  - The disciplinary action must have occurred during the student's time of enrollment in your district, but the student does not need to be currently actively enrolled in your district.
- Teacher Course Assignment
  - All teacher course data must be reported after completion of the course or by July 31, 2021 at 4:00 p.m.
- Student Course Assignment (including Preschool Course and College Course Assignments)
  - All student course data must be reported after completion of the course or by July 31, 2021 at 4:00 p.m.

# End of School Year 2021 Tasks

21

What can be provided after the student has been exited?

- College and Career Readiness Indicator Data
  - Required for SY 2021
- Gifted and Accelerated
  - All Gifted and Accelerated data must be reported by August 13, 2021, at 4:00 p.m.
- Seal of Biliteracy Awards
  - Student Seal of Biliteracy Awards data deadline will be extended, date to be determined.
- Student Attendance Data
  - All Student Attendance Data must be reported by August 13, 2021 at 4:00 p.m.



# Illinois State Board of Education

## End of the Year Report Card and Accountability Verification

# End of School Year 2021 Tasks

23

- Verify data used for Report Card and Accountability
  - Adjusted Cohort Graduation Rate
  - Advanced Coursework
  - Chronic Absenteeism
  - Chronic Truancy
  - 9<sup>th</sup> Grade on Track
  - Percent of 8th Graders Taking Algebra I
  - Student Attendance Data
  - Student Mobility
  - College and Career Readiness (CCRI)

# End of School Year 2021 Tasks

24

- Verify data used for Report Card and Accountability
  - Student Course Assignments MUST have a final letter grade before reviewing the following reports:
    - Advanced Coursework
    - 9<sup>th</sup> Grade On Track
    - Percent of 8th Graders taking Algebra I



# End of School Year 2021 Tasks

25

- Verify data used for Report Card and Accountability
  - Exit all student enrollments before verifying the following reports:
    - Adjusted Cohort Graduation Rate reports
    - Chronic Absenteeism
    - Chronic Truancy
    - Student Attendance Data
    - Student Mobility
    - College and Career Readiness (CCRI)



# Illinois State Board of Education

## Adjusted Cohort Graduation Rate

# Adjusted Cohort Graduation Rate

27

- Adjusted Cohort Graduation Rate
- The 2021 adjusted cohort graduation rate will be calculated based on SIS data.
- Because the related information will be derived from student information, the accuracy of data reported to SIS becomes even more significant. The adjusted cohort graduation rate will be calculated based on student enrollments and upon proper identification of Enrollment Exit Codes.
- The Cohort Enrollment Exit Type Code is essential in providing an accurate measure of high school graduation data. The Cohort Enrollment Exit Type Code is initially set to the student's general Enrollment Exit Type Code, but it can be updated (as appropriate) through the related online screens.
- Cohort Enrollment Exit Type Codes fall into 3 categories (Graduates, Non-Graduates, and "Removed from Cohort") that are used in calculating the adjusted cohort graduation rate.

# Adjusted Cohort Graduation Rate

## Online

- Adjusted Cohort Graduation Rate – Search Screen

The screenshot shows the 'Adjusted Cohort Search Criteria' search screen. On the left is a dark blue sidebar with the Illinois State Board of Education logo and a menu. The menu items are: SIS, IBM SIS Test User 4, Home, Student, Assessment, Adjusted Cohort (highlighted with a red box), Teacher, Early Childhood Transition, Prenatal, Reports, Batch File Processing, District Data Verification, and Log Out. The main content area has a dark blue header 'Adjusted Cohort Search Criteria'. Below this, there are search fields: 'SID' (with a red box around the input field), a separator 'AND AT LEAST ONE BELOW', and three fields: 'Legal Last Name', 'Legal First Name', and 'Date of Birth (mm/dd/yyyy)' (all three with a red box around the input fields). A 'Search' button (with a red box around it) is in the bottom right corner of the search area. At the top right of the page are links for 'Helpful Resources' and 'Contact Technical Support'. At the bottom of the page are links for 'Agency Information', 'Twitter', 'Facebook', 'Accessibility', 'Privacy Policy', and 'Careers at ISBE'.

Illinois State Board of Education

Helpful Resources ▾ Contact Technical Support ▾

SIS

IBM SIS Test User 4 ▾

Home

Student ▾

Assessment ▾

Adjusted Cohort

Teacher

Early Childhood Transition

Prenatal

Reports

Batch File Processing ▾

District Data Verification ▾

Log Out ↗

Adjusted Cohort Search Criteria

SID

AND AT LEAST ONE BELOW

Legal Last Name

Legal First Name

Date of Birth (mm/dd/yyyy)

Search



Agency Information Accessibility Privacy Policy Careers at ISBE



# Adjusted Cohort Graduation Rate

## Online

- Adjusted Cohort Graduation Rate

**Illinois**  
State Board of Education

Helpful Resources ▾ Contact Technical Support ▾

**SIS**  
IBM SIS Test User 4 ▾

[Home](#)  
[Student](#) ▾  
[Assessment](#) ▾  
**[Adjusted Cohort](#)**  
[Teacher](#)  
[Early Childhood Transition](#)  
[Prenatal](#)  
[Reports](#)  
[Batch File Processing](#) ▾  
[District Data Verification](#) ▾  
[Log Out](#) ➔

[< Back To Adjusted Cohort Search Criteria](#)

**Adjusted Cohort**

SID: 123456789  
Legal Last Name: AY · Legal First Name: ISA · Date Of Birth: 09/14/2004

**Student Enrollment**



Enrollment Type	Transfer in from another District	School Year	2021
RCDTS for Home	123456789123456	RCDTS for Serving	123456789123456
Enrollment Grade Level	9 - Grade 9	FTE	1.00
Enrollment Date	10/27/2020	Exit Date	11/04/2020

**Cohort Graduation Data**

1st School Year in Grade 9 2020

Enrollment Exit Type Transfer to another public school district IN Illinois ▾

Edit


Agency Information   Accessibility Privacy Policy Careers at ISBE



# Adjusted Cohort Graduation Rate

## Online

- Adjusted Cohort Graduation Rate

**Illinois**  
State Board of Education

Helpful Resources ▾ Contact Technical Support ▾

SIS

IBM SIS Test User 4 ▾

Home

Student ▾

Assessment ▾

Adjusted Cohort

Teacher

Early Childhood Transition

Prenatal

Reports

Batch File Processing ▾

District Data Verification ▾

Log Out

< Back To Adjusted Cohort Search Criteria

Adjusted Cohort

SID: 123456789

Legal Last Name: AY Legal First Name: ISA Date Of Birth: 09/14/2004

Student Enrollment

Enrollment Type	Transfer in from another District	School Year	2021
RCDTS for Home	123456789123456	RCDTS for Serving	123456789123456
Enrollment Grade Level	9 - Grade 9	FTE	1.00
Enrollment Date	10/27/2020	Exit Date	11/04/2020

Cohort Graduation Data



1st School Year in Grade 92020

Enrollment Exit Type

Transfer to another public school district IN Illinois ▾

Next

Cancel


Agency Information   Accessibility Privacy Policy Careers at ISBE



# Adjusted Cohort Graduation Rate

## Online

- Adjusted Cohort Graduation Rate - Verify Screen

**Illinois**  
State Board of Education

Helpful Resources ▾ Contact Technical Support ▾

SIS

IBM SIS Test User 4 ▾

Home

Student ▾

Assessment ▾

Adjusted Cohort

Teacher

Early Childhood Transition

Prenatal

Reports

Batch File Processing ▾

District Data Verification ▾

Log Out

< Back To Adjusted Cohort Search Criteria

Adjusted Cohort

SID: 123456789

Legal Last Name: AY

Legal First Name: ISA

Date Of Birth: 09/14/2004

Student Enrollment

Enrollment Type	Transfer in from another District	School Year	2021
RCDTS for Home	123456789123456	RCDTS for Serving	123456789123456
Enrollment Grade	9 - Grade 9	FTE	1.00
Level			
Enrollment Date	10/27/2020	Exit Date	11/04/2020

Cohort Graduation Data

1st School Year in	2020
Grade 9	
Enrollment Exit Type	Transfer to another public school district IN Illinois ▾

☒ I have verified local evidence supporting my selection.

Submit

Cancel

Agency Information

f

Accessibility

Privacy Policy

Careers at ISBE



# Adjusted Cohort Graduation Rate

- Adjusted Cohort Graduation Rate Overview - Summary

The screenshot shows the SIS (State Information System) interface for the Illinois State Board of Education. The left sidebar contains a menu with options: Home, Student, Assessment, Adjusted Cohort, Teacher, Early Childhood Transition, Prenatal, Reports (highlighted with a red box), Batch File Processing, District Data Verification, and Log Out. The main content area is titled 'Reports' and features a search bar with 'cohort' entered. Below the search bar, a dropdown menu for 'State Reporting' is open, showing 'Report Card and Accountability Reports' and 'Adjusted Cohort Graduation Rate' (highlighted with a red box). Under 'Adjusted Cohort Graduation Rate', there is a list of reports: 'Homeless Graduation Rate Summary' (with 'Summary' and 'Details' links), 'Rate Overview' (highlighted with a red box), 'Rate by Exit Type Code' (with 'Summary' and 'Details' links), 'Rate By Subgroup' (with 'Summary' link), 'SIS Calculated First Year 9th Grade' (with 'Details' link), and 'Student Detail by Cohort Category' (with 'Summary' link). The 'Summary' link for 'Rate Overview' is highlighted with a red box.

Illinois State Board of Education

SIS

IBM SIS Test User 4

Home

Student

Assessment

Adjusted Cohort

Teacher

Early Childhood Transition

Prenatal

Reports

Batch File Processing

District Data Verification

Log Out

Helpful Resources Contact Technical Support

Reports

cohort

State Reporting

Report Card and Accountability Reports

Adjusted Cohort Graduation Rate

Homeless Graduation Rate Summary

Summary Details

Rate Overview

Summary

Rate by Exit Type Code

Summary Details

Rate By Subgroup

Summary

SIS Calculated First Year 9th Grade

Details

Student Detail by Cohort Category

Summary

Agency Information Accessibility Privacy Policy Careers at ISBE





# Adjusted Cohort Graduation Rate

- Adjusted Cohort Graduation Rate Overview – Summary**

Adjusted Cohort Graduation Rate for School Year 2021						
Home District: 12345678912			ISBE SD 101		4 year cohort year = 2018	
2.51%	Graduates	11	Graduates	11	Original Cohort Member	9
					Transfer In	2
	Graduates + Non-Graduates	439	Original Cohort Member	365	Graduates	9
					Non-Graduates	356
					Transfers Out	0
			+ Transfer In	74	Graduates	2
					Non-Graduates	64
					Transfers Out	0
			- Transfer Out	0	Verified by State	0
					Verified by School District	0



# Adjusted Cohort Graduation Rate

- Adjusted Cohort Graduation Rate By Subgroup - Summary

The screenshot shows the SIS (State Information System) interface for the Illinois State Board of Education. The left sidebar contains a menu with the following items: SIS, IBM SIS Test User 4, Home, Student, Assessment, Adjusted Cohort, Teacher, Early Childhood Transition, Prenatal, Reports (highlighted with a red box), Batch File Processing, District Data Verification, and Log Out. The main content area is titled 'Reports' and features a search bar with the text 'cohort' (highlighted with a red box). Below the search bar, a dropdown menu is open, showing 'State Reporting' (highlighted with a red box), 'Report Card and Accountability Reports' (highlighted with a red box), and 'Adjusted Cohort Graduation Rate' (highlighted with a red box). Under 'Adjusted Cohort Graduation Rate', there is a list of reports: 'Homeless Graduation Rate Summary' (with 'Summary' and 'Details' links), 'Rate Overview' (with 'Summary' link), 'Rate by Exit Type Code' (with 'Summary' and 'Details' links), 'Rate By Subgroup' (highlighted with a red box, with 'Summary' link highlighted with a red box), 'SIS Calculated First Year 9th Grade' (with 'Details' link), and 'Student Detail by Cohort Category' (with 'Summary' link). The bottom of the page includes links for Agency Information, Accessibility, Privacy Policy, and Careers at ISBE.



# Adjusted Cohort Graduation Rate

## Adjusted Cohort Graduation Rate By Subgroup - Summary

Adjusted Cohort Graduation Rate by Subgroup						
Home District: 12345678912 ISBE SD 101				4 year cohort year = 2018		
	Graduates	Cohort				Graduation Rate
		Original	+ Transfer In	- Transfer Out	Adjusted	
	11	402	74	0	476	0.02%
<b>Female</b>						
	4	196	33	0	229	0.02%
<b>Male</b>						
	7	206	41	0	247	0.03%
<b>Race</b>						
Hispanic or Latino	0	5	0	0	5	0.00%
Black or African American	11	392	67	0	459	0.02%
White	0	3	6	0	9	0.00%
Two or More Races	0	2	1	0	3	0.00%
<b>Total</b>	<b>11</b>	<b>402</b>	<b>74</b>	<b>0</b>	<b>476</b>	<b>2.31%</b>
<b>IDEA Services</b>						
	2	57	15	0	72	0.03%
<b>EL</b>						
	0	3	0	0	3	0.00%
<b>FRL</b>						
	11	390	71	0	461	0.02%



# Adjusted Cohort Graduation Rate

- Adjusted Cohort Graduation Rate By Cohort Category - Summary

Illinois State Board of Education

Helpful Resources ▾ Contact Technical Support ▾

SIS

IBM SIS Test User 4 ▾

Home

Student ▾

Assessment ▾

Adjusted Cohort

Teacher

Early Childhood Transition

Prenatal

**Reports**

Batch File Processing ▾

District Data Verification ▾

Log Out ↗

Reports

cohort

State Reporting ▾

Report Card and Accountability Reports ▾

Adjusted Cohort Graduation Rate ▾

Homeless Graduation Rate Summary	Summary	Details
Rate Overview	Summary	
Rate by Exit Type Code	Summary	Details
Rate By Subgroup	Summary	
SIS Calculated First Year 9th Grade		Details
Student Detail by Cohort Category	Summary	

Agency Information Accessibility Privacy Policy Careers at ISBE



# Adjusted Cohort Graduation Rate

## Adjusted Cohort Graduation Rate By Cohort Category - Summary

Selection Criteria: IDEA Services = Yes FRL = Yes EL = No

Adjusted Cohort Graduation Rate Student Detail by Cohort Category											
SIS Home District: 12345678912						ISBE SD 101			4 year cohort year = 2018		

Cohort Member											
Student ID	Name	Gender	Race	9th Grade Home				Last Exited Enrollment in SIS			
				RCDTS	EL	IDEA Services	FRL	School Grade	School Year	Home RCDTS	Exit Code
123456789	TEST, STUDENT	M	14	123456789123456	0	1	1	10	2019	123456789123456	20
123456789	TEST, STUDENT	M	14	123456789123456	0	1	1	11	2020	123456789123456	20
123456789	TEST, STUDENT	M	11	123456789123456	0	1	1	10	2019	123456789123456	20
123456789	TEST, STUDENT	F	14	123456789123456	0	1	1	12	2021	123456789123456	06
123456789	TEST, STUDENT	M	14	123456789123456	0	1	1	12	2020	123456789123456	06
123456789	TEST, STUDENT	M	14	123456789123456	0	1	1	11	2020	123456789123456	05
123456789	TEST, STUDENT	F	14	123456789123456	0	1	1	11	2020	123456789123456	02
123456789	TEST, STUDENT	M	14	123456789123456	0	1	1	11	2020	123456789123456	05



# Adjusted Cohort Graduation Rate

- Adjust Cohort Graduation Rate By Exit Type Code - Summary

The screenshot shows the SIS (State Information System) interface for the Illinois State Board of Education. The left sidebar contains a menu with options: Home, Student, Assessment, Adjusted Cohort, Teacher, Early Childhood Transition, Prenatal, Reports (highlighted), Batch File Processing, District Data Verification, and Log Out. The main content area is titled 'Reports' and features a search bar with the text 'cohort'. Below the search bar, a dropdown menu is open, showing 'State Reporting' and 'Adjusted Cohort Graduation Rate'. The 'Adjusted Cohort Graduation Rate' dropdown is further expanded, showing 'Homeless Graduation Rate Summary', 'Rate Overview', 'Rate by Exit Type Code' (highlighted), 'Rate By Subgroup', 'SIS Calculated First Year 9th Grade', and 'Student Detail by Cohort Category'. The 'Rate by Exit Type Code' row has a 'Summary' link highlighted. The bottom of the page includes links for Agency Information, Accessibility, Privacy Policy, and Careers at ISBE.

Report Title	Summary	Details
Homeless Graduation Rate Summary	Summary	Details
Rate Overview	Summary	
Rate by Exit Type Code	Summary	Details
Rate By Subgroup	Summary	
SIS Calculated First Year 9th Grade		Details
Student Detail by Cohort Category	Summary	



# Adjusted Cohort Graduation Rate

## Adjusted Cohort Graduation Rate - Summary

5/12/2021 2:52 pm

### Adjusted Cohort Graduation Rate By Exit Type Code School Year 2021

This Cohort Consist of Students Whose 1st Year in 9th Grade Was School Year 2018

SIS Home District: 12345678912 ISBE SD 101

Selection Criteria: Year In Cohort = 4

#### 2.55 % Adjusted Cohort Graduation Rate

Adjusted Cohort Graduation Rate = Total Graduates / (Total Graduates + Non-Graduates)

	Graduates	Non-Graduates	Removed from Cohort (Not Enrolled)	History of Cohort			
				2018	2019	2020	2021
	0	14	0	0	0	14	0
Transfer to another public school within the district	0	54	0	0	4	44	6
Graduated with regular, advanced, International Baccalaureate, or other type of diploma	11	0	0	0	0	7	4
Transfer to Home Schooled	0	0	0	0	0	0	0
Death	0	0	2	0	2	0	0
Dropped Out	0	12	0	1	2	7	2
Expulsion	0	4	0	1	2	1	0
Transfer to Private School	0	0	1	0	0	1	0
Transfer to GED program	0	6	0	1	0	1	4
Moved, not known to be continuing	0	16	0	1	3	5	7
Promotion	0	288	0	5	9	270	4
Retained in same grade	0	16	0	3	1	9	3
Aged Out	0	0	0	0	0	0	0
Certificate of Completion	0	0	0	0	0	0	0
Victim of a Violent Crime	0	0	0	0	0	0	0
Change in Serving School or Percent of Day Attended (PDA)	0	10	0	0	2	1	7
Moved Out of the United States	0	0	0	0	0	0	0
Transfer to another public school district OUT of Illinois	0	0	23	8	7	5	3
Transfer to another public school district IN Illinois	0	0	19	0	6	9	4

SIS Calculated First Year 9th Grade:




# Adjusted Cohort Graduation Rate

40

- Adjusted Cohort Graduation Rate Recap
  - All of your students will need to be exited before an accurate Adjusted Cohort Graduation Rate can be calculated
  - Your 4, 5, and 6 year Cohort Graduation Rate will be included on your school report card – Accuracy is very important
  - This is for grades 9 – 12 only
  - The 2021 data will be final as of August 13, 2021, at 4:00 PM





# Illinois State Board of Education

## Advanced Coursework

# Advanced Coursework

42

- Advanced Coursework - International Baccalaureate (IB), Advanced Placement (AP) and Dual Credit Courses
- Only applies to Students in Grades 9-12
- Students in grade 9-12 taking International Baccalaureate (IB), Advanced Placement (AP) and Dual Credit Courses in SIS are being used for state and Federal reporting.
- The deadline to make any changes Student Course Assignment data to be included in reporting is due August 13, 2021 at 4:00 PM. Student Course Assignments can continue to be entered after the July 31, 2021 exit deadline.

# Advanced Coursework

- Advanced Coursework

The screenshot displays the SIS (Student Information System) interface for the Illinois State Board of Education. The sidebar on the left contains the following navigation items: Home, Student, Assessment, Adjusted Cohort, Teacher, Early Childhood Transition, Prenatal, Reports (highlighted with a red box), Batch File Processing, District Data Verification, and Log Out. The main content area is titled 'Reports' and features a search bar with the text 'advanced' (highlighted with a red box). Below the search bar, there is a dropdown menu for 'State Reporting' (highlighted with a red box) and another dropdown for 'Report Card and Accountability Reports' (highlighted with a red box). The table below shows a single report entry: 'Advanced Coursework' (highlighted with a red box), with links for 'Summary' and 'Details'.

Report	Summary	Details
Advanced Coursework	<a href="#">Summary</a>	<a href="#">Details</a>



# Advanced Coursework

## ■ Advanced Coursework - Summary

5/13/2021 8:42:14AM

### 2021 Students Taking Advanced Coursework (Summary)

SIS Home District: 12345678912 ISBE SD 101

Selection Criteria: None

#### Home District: 12345678912

##### Advanced Placement Course Students

Grade	Total Students	Students in Courses	Percnt of Students in Courses
9	429	46	10.72%
10	407	1	0.25%
11	320	54	16.88%
12	359	61	16.99%
Total	1,515	162	10.69%

##### International Baccalaureate Course Students

Grade	Total Students	Students in Courses	Percnt of Students in Courses
9	429	0	0.00%
10	407	0	0.00%
11	320	0	0.00%
12	359	0	0.00%
Total	1,515	0	0.00%

##### Dual Credit Course Students

Grade	Total Students	Students in Courses	Percnt of Students in Courses
9	429	6	1.40%
10	407	23	5.65%
11	320	27	8.44%
12	359	69	19.22%
Total	1,515	125	8.25%

##### Advanced Coursework Students (Count of students taking any advanced course work)

Grade	Total Students	Students in Courses	Percnt of Students in Courses
9	429	52	12.12%
10	407	23	5.65%
11	320	78	24.38%
12	359	119	33.15%
Total	1,515	272	17.95%



# Advanced Coursework

## ■ Advanced Coursework - Detail

### 2021 Students Taking Advanced Coursework (Detail)

5/13/2021 4:32:32PM

SIS Home District: 12345678912 ISBE SD 101

Selection Criteria: None Sorted By: Student Name

#### Home School: 123456789123456 - ISBE SD 101

State			Section	Start	End	Letter	IPEDS
Term	Course ID	State Course Title	Number	Date	Date	Grade	Number
AP Courses							

#### Grade: 9

Student ID: 123456789 Name: AC; TRI			Home: 123456789123456	Serving: 123456789123456	Provider:		
S1	04004A000	AP Human Geography	85797001	08/17/2020	12/18/2020	B+	---
S2	04004A000	AP Human Geography	85798001	01/04/2021			---
Student ID: 123456789 Name: ALL; KAT MAR			Home: 123456789123456	Serving: 123456789123456	Provider:		
S1	04004A000	AP Human Geography	85797001	08/17/2020	12/18/2020	B-	---
S2	04004A000	AP Human Geography	85798001	01/04/2021			---
Student ID: 123456789 Name: AN; TAR			Home: 123456789123456	Serving: 123456789123456	Provider:		
S1	04004A000	AP Human Geography	85797002	08/17/2020	12/18/2020	B	---
S2	04004A000	AP Human Geography	85798002	01/04/2021			---





# Illinois State Board of Education

## Chronic Absenteeism

# Chronic Absenteeism

47

- The Chronic Absentee rate is determined by dividing the number of chronically absent students per school/district/state by the average daily enrollment and multiplying the resulting quotient by 100.
- A student is “Chronically Absent” if they missed 10% or more of the school year regardless of excuse.
  - For every school/district/state every student with an associated enrollment of at least **11 days** is counted. The combined total number of “Days Absent – Unexcused” and “Days Absent – Excused” per student is divided by that student's length of enrollment.
  - If the sum of absences divided by the length of enrollment is greater than or equal to 0.10 then the student is considered Chronically Absent.
- Average Daily enrollment (for Chronic Absentee) is the sum of all “Days Present”, “Days Absent – Excused”, and “Days Absent – Unexcused” for all students per school/district/state divided by total school days.

# Chronic Absenteeism

## ■ Chronic Absenteeism Reports

The screenshot displays the SIS (State Information System) interface for the Illinois State Board of Education. The sidebar on the left contains navigation links: Home, Student, Assessment, Adjusted Cohort, Teacher, Early Childhood Transition, Prenatal, Reports (highlighted with a red box), Batch File Processing, District Data Verification, and Log Out. The main content area is titled 'Reports' and features a search bar with the text 'absenteeism' (highlighted with a red box). Below the search bar, there are dropdown menus for 'State Reporting' and 'Report Card and Accountability Reports'. The 'Chronic Absenteeism' report option is selected and highlighted with a red box. At the bottom of the report selection area, there are two tabs: 'Summary' and 'Details', both highlighted with red boxes. The top right of the page includes links for 'Helpful Resources' and 'Contact Technical Support'. The bottom of the page contains links for 'Agency Information', 'Accessibility', 'Privacy Policy', and 'Careers at ISBE'.





# Chronic Absenteeism

## ■ Chronic Absenteeism Summary Report

5/25/2021 11:49 am

### 2021 Chronic Absenteeism (Summary)

SIS Home District: 12345678901 ISBE SD 101

Selection Criteria: None

#### ISBE SD 101 (12345678901)

Grade: All	Total
EL: No	21.000
FRL: Yes	21.000
Gender: Female	5.000
Gender: Male	16.000
Homeless: No	20.000
Homeless: Yes	1.000
IDEA Services: No	7.000
IDEA Services: Yes	14.000
Race: Black or African American	21.000
Total Days Absent - Excused:	59.500
Total Days Absent - Unexcused:	465.500
Total Days Hospitalized:	0.000
Total Days Medically Homebound:	0.000
Total Days Present (ELearning):	0.000
Total Days Present (In-Person):	0.000
Total Days Present:	1056.500
Total Students:	21.000





# Illinois State Board of Education

## Chronic Truancy

# Chronic Truancy

51

- The chronic truancy rate is determined by dividing the number of chronically truant students per school/district/state by the average daily enrollment and multiplying the resulting quotient by 100.
- A student is “Chronically Truant” if they missed 5% or more of the previous 180 school days without an excuse.
  - For every school/district/state every student with an associated enrollment of at least **21 days** is counted. The total number of “Days Absent – Unexcused” per student is divided by that students length of enrollment.
  - If the sum of Days Absent - Unexcused divided by the length of enrollment is greater than or equal to 0.05 then the student is considered Chronically Truant.
- Average Daily enrollment (for Chronic Truancy) is the sum of all “Days Present”, “Days Absent – Excused,” “Days Absent – Unexcused”, “Days Medically Homebound” and “Days Hospitalized” for all students per school/district/state divided by total school days.



# Chronic Truancy

- Chronic Truancy Reports

The screenshot shows the SIS (State Information System) interface for the Illinois State Board of Education. The left sidebar contains a navigation menu with the following items: Home, Student, Assessment, Adjusted Cohort, Teacher, Early Childhood Transition, Prenatal, Reports (highlighted with a red box), Batch File Processing, District Data Verification, and Log Out. The main content area is titled 'Reports' and features a search bar with the text 'truancy' (highlighted with a red box). Below the search bar, there are two dropdown menus: 'State Reporting' and 'Report Card and Accountability Reports' (both highlighted with red boxes). The 'Report Card and Accountability Reports' dropdown is open, showing a list of reports, with 'Chronic Truancy' selected (highlighted with a red box). To the right of 'Chronic Truancy' are two links: 'Summary' and 'Details'. The top right corner of the page has links for 'Helpful Resources' and 'Contact Technical Support'. The bottom right corner has links for 'Agency Information', 'Accessibility', 'Privacy Policy', and 'Careers at ISBE'.



# Chronic Truancy

## ■ Chronic Truancy Summary Report

5/25/2021 11:49 am

### 2021 Chronic Truancy (Summary)

SIS Home District: 12345678901 ISBE SD 101

Selection Criteria: None

#### ISBE SD 101 (12345678901)

Grade: All	Total
EL: No	27.000
FRL: Yes	27.000
Gender: Female	7.000
Gender: Male	20.000
Homeless: No	26.000
Homeless: Yes	1.000
IDEA Services: No	7.000
IDEA Services: Yes	20.000
Race: Black or African American	27.000
Total Days Absent - Excused:	65.000
Total Days Absent - Unexcused:	503.500
Total Days Hospitalized:	0.000
Total Days Medically Homebound:	0.000
Total Days Present (ELearning):	0.000
Total Days Present (In-Person):	0.000
Total Days Present:	1489.500
Total Students:	27.000





# Illinois State Board of Education

9th Grade On Track

# 9<sup>th</sup> Grade On Track

55

- First Time 9th Grade Students enrolled at any Illinois public school on or before 10/1/2020 and exited on or after 5/1/2021. If the student has multiple enrollments the last enrollment is used as long as the exit date is after 05/01/2019
- Sum of 5 Credits or more (Any subject/class) - Passing
- Can not fail **more than** 0.5 credit from core subject (Reading, Math, Science and Social Science)
- Metric does not include summer school
- The source for this metric is from the SIS student enrollment and student course assignment data.
- Final Letter Grades

- Passing

01 - A+

05 - B

09 - C-

14 - S (Satisfactory)

02 - A

06 - B-

10 - D+

03 - A-

07 - C+

11 - D

04 - B+

08 - C

12 - D-

- Failing

13 - F

15 - U (Unsatisfactory)

# 9<sup>th</sup> Grade On Track

- 9<sup>th</sup> On Track - Detail

The screenshot displays the Illinois State Board of Education (ISBE) SIS (State Information System) interface. The left sidebar contains a navigation menu with the following items: SIS, IBM SIS Test User 4, Home, Student, Assessment, Adjusted Cohort, Teacher, Early Childhood Transition, Prenatal, Reports (highlighted with a red box), Batch File Processing, District Data Verification, and Log Out. The main content area is titled 'Reports' and features a search bar with the text 'freshman' (highlighted with a red box). Below the search bar, there are two dropdown menus: 'State Reporting' (highlighted with a red box) and 'Report Card and Accountability Reports' (highlighted with a red box). The 'Freshman On Track' report is listed, with a 'Details' link (highlighted with a red box) to its right. The footer of the page includes links for Agency Information, Accessibility, Privacy Policy, and Careers at ISBE.





# 9<sup>th</sup> Grade On Track

- 9<sup>th</sup> Grade On Track (Detail) - Report Criteria Screen

**Illinois State Board of Education**

SIS

IBM SIS Test User 4

Home

Student

Assessment

Adjusted Cohort

Teacher

Early Childhood Transition

Prenatal

Reports

Batch File Processing

District Data Verification

Log Out

Helpful Resources Contact Technical Support

< Back To Reports

**Freshman On Track**

School Year: 2021

School: All Schools

Academic Term: All Terms

Show Courses: ☐ Yes ☒ No


Credit Value Per Term: 0.5

View Report Create PDF Report

Agency Information Accessibility Privacy Policy Careers at ISBE







# Illinois State Board of Education

## Percent of 8th Graders Taking Algebra I

# Percent of 8th Graders Taking Algebra I

60

- Percent of 8th Graders Taking Algebra I
  - This metric is the percentage of 8th graders who have passed Algebra I or an equivalent math class. (This data will reflect the 2021 School Report Card)
    - A student enrolled at any Illinois public school on or before 10/1/2020 and on or after 5/1/2021 is assigned to the last district enrolled for the school year.
    - The source for this metric is from the student enrollment and student course assignment data found in the Student Information System.
    - Math courses Subject Area (02) are Secondary Courses and receive High School Credit
    - Math courses Subject Area (52) are Prior to Secondary
    - Please note that math courses taken during the summer session following 8th grade are NOT included in this calculation.

# Percent of 8th Graders Taking Algebra I

61

- If student is assigned to one of the following State Courses they are classified as passing Algebra I, regardless of the Final Letter Grade. (This is because these classes require Algebra I as a prerequisite.)

State Course ID	State Course Title
02056A000	Algebra II
02072A000	Geometry
02103A000	Trigonometry
02105A000	Trigonometry/Math Analysis
02106A000	Trigonometry/Algebra
02107A000	Trigonometry/Analytic Geometry
02108A000	Math Analysis/Analytic Geometry
02109A000	Elementary Functions
02110A000	Pre-Calculus
52072A000	Geometry



# Percent of 8th Graders Taking Algebra I

62

- If an 8th grade student enrolls and passes these Algebra I - equivalent classes, they are considered passing Algebra I

State Course ID	State Course Title
02052A000	Algebra I (Secondary Course with high school credit)
02054A000	Algebra I/Part 2
02055A000	Transition Algebra
52038A000	Mathematics (grade 8) with Course Level as “Enriched” or “Honors”
52052A000	Algebra I (Prior to Secondary)
52061A000	Integrated Mathematics I (Prior to Secondary)
52069A000	Algebra/Other



# Percent of 8th Graders Taking Algebra I

Final Letter Grade	Description
A+	Student received course term credit.
A	Student received course term credit.
A-	Student received course term credit.
B+	Student received course term credit.
B	Student received course term credit.
B-	Student received course term credit.
C+	Student received course term credit.
C	Student received course term credit.
C-	Student received course term credit.
D+	Student received course term credit.
D	Student received course term credit.
D-	Student received course term credit.
S	Satisfactory or Pass. Student received course term credit.
Above Average	Students performance exceeds standards. (Grades K-8 only)
Average	Students performance meets expectations. (Grades K-8 only)
P	Student was promoted at end of term. (Grades K-8 only)
Exceptional (Exceeds Expectations)	Student demonstrates the skill or understands the concepts at a level exceeding expectations for the reporting period.
Meets Standard (Developing Appropriately)	Student usually demonstrates the skill or understands the concepts and meets expectations for the reporting period.



# Percent of 8th Graders Taking Algebra I

- **Percent of 8th Graders Passing Algebra I - Report**

The screenshot displays the SIS (Student Information System) interface. On the left is a dark blue sidebar with a menu. The 'Reports' menu item is highlighted with a red box. The main content area on the right is titled 'Reports' and contains a search bar with 'algebra' entered, also highlighted with a red box. Below the search bar, a dropdown menu for 'State Reporting' is open, and within it, the 'Report Card and Accountability Reports' dropdown is also open and highlighted with a red box. At the bottom of this nested menu, the report 'Percent 8th Graders Taking Algebra I' is listed, with a 'Details' link to its right, both highlighted with a red box. The footer of the page includes links for 'Agency Information', social media icons for Twitter and Facebook, and links for 'Accessibility', 'Privacy Policy', and 'Careers at ISBE'.





# Percent of 8th Graders Taking Algebra I

- **Percent of 8th Graders Passing Algebra I - Report**

The screenshot shows the SIS (State Information System) interface for the Illinois State Board of Education. The left sidebar contains a menu with options: Home, Student, Assessment, Adjusted Cohort, Teacher, Early Childhood Transition, Prenatal, Reports (highlighted with a red box), Batch File Processing, District Data Verification, and Log Out. The main content area is titled 'Percent 8th Graders Taking Algebra I' and includes a 'Back To Reports' link. Below the title, there are two dropdown menus: 'School Year' set to '2021' and 'School' set to 'All Schools'. A 'Show Courses' section has radio buttons for 'Yes' and 'No', with 'No' selected (highlighted with a red box). At the bottom of the form, there are two buttons: 'View Report' and 'Create PDF Report' (both highlighted with a red box). The top right of the page has links for 'Helpful Resources' and 'Contact Technical Support'. The bottom of the page features a footer with 'Agency Information', social media icons for Twitter and Facebook, and links for 'Accessibility', 'Privacy Policy', and 'Careers at ISBE'.



# Percent of 8th Graders Taking Algebra I

- Percent of 8th Grades Passing Algebra I - Report (Without Courses)

Illinois State Board of Education Student Information System			
2021 Percent 8th Graders Taking Algebra I Report (Detail)			
SIS Serving District: 123454678901 ISBE SD 101			
Selection Criteria: Course Details Hidden			* Courses in Subject Areas 52 + 02
Total Students: 1	8th Grade Passing Algebra I: 0	Did Not Pass/Take Algebra I: 1	Percent Passing Algebra I: 0.00
Home School: 123456789012345 SIS Middle School			
Total Students: 1	8th Grade Passing Algebra I: 0	Did Not Pass/Take Algebra I: 1	Percent Passing Algebra I: 0.00
<u>Did not pass Algebra I</u>			
Student ID	Student Name	Date of Birth	Student on Track
123456789	TEST, STUDENT	12/01/2003	Did not pass Algebra I



# Percent of 8th Graders Taking Algebra I

## ▪ Percent of 8th Grades Passing Algebra I - Report (With Courses)

### Illinois State Board of Education Student Information System

5/14/2021 3:45:14PM

#### 2021 Percent 8th Graders Taking Algebra I Report (Detail)

SIS Serving District: 12345678912 ISBE SD 101

Selection Criteria:

\* Courses in Subject Areas 52 + 02

Total Students: 373	8th Grade Passing Algebra 1: 0	Did Not Pass/Take Algebra 1: 373	Percent Passing Algebra 1: 0.00
---------------------	--------------------------------	----------------------------------	---------------------------------


Home School: 123456789012345	ISBE Middle Sch
------------------------------	-----------------

Total Students: 213	8th Grade Passing Algebra I: 0	Did Not Pass/Take Algebra 1: 213	Percent Passing Algebra 1: 0.00
---------------------	--------------------------------	----------------------------------	---------------------------------

#### Did not pass Algebra I

Student ID	Student Name		Date of Birth				Student on Track	
123456789	TEST, STUDENT		01/23/2006				Did not pass Algebra I	
Term	State Course ID	State Course Title	Section	Start Date	End Date	Credit	Grade	Course On Track
	No courses assigned to student.					0.00	Not Algebra I	
Student ID	Student Name		Date of Birth				Student on Track	
123456789	TEST, STUDENT		04/15/2007				Did not pass Algebra I	
Term	State Course ID	State Course Title	Section	Start Date	End Date	Credit	Grade	Course On Track
	No courses assigned to student.					0.00	Not Algebra I	
Student ID	Student Name		Date of Birth				Student on Track	
123456789	TEST, STUDENT		08/30/2007				Did not pass Algebra I	
Term	State Course ID	State Course Title	Section	Start Date	End Date	Credit	Grade	Course On Track
	No courses assigned to student.					0.00	Not Algebra I	





# Illinois State Board of Education

## Student Attendance

# Student Attendance

69

## Student Attendance Updates

- A new format is posted on the SIS website for the 2021 School year.
- The transition to report the attendance in new format should be made by **30<sup>th</sup> of April 2021**
- We **will not accept** the Old Attendance format post the deadline.
- The “Days Present” field is being updated to “In Person Instruction”.
- **P-EBT eligible schools** need to report attendance data using the new format by **25<sup>th</sup> of February 2021**. Reporting in the old format or not providing the data will result in a delay for students to receive their benefits.
- Two additional fields are being collected in the NEW Student Attendance File Format:
  - E-Learning
  - Remote Learning



# Student Attendance

70

- The home, serving, and service provider RCDTS can all submit data on students enrolled with them for the school year
- Student Attendance data should be submitted for active and exited enrollments for the year
- The data will be used to populate Best 3 months ADA and 9 month ADA
- Monthly attendance data must be provided for students in grades Pre-K – 12 enrollments where your district is the Home, Serving, or Service Provider. Data may be provided at any time
- For a partial month of enrollment, total days cannot exceed days enrolled in that month
- Attendance data (batch) can include multiple past months for the student
- Attendance data is not accepted for Evaluation or Birth to 3 enrollments
- Attendance data is not accepted for an enrollment that was exited erroneously
- Attendance data is optional for Private School Students
- Attendance data cannot be provided for enrollments prior to July 1, 2018
- Attendance should NOT be submitted for Summer School or ESY enrollments

# Student Attendance

71

- In ADA reports ISBE uses the PDA (Percent of Day on Enrollment) to determine the percent of day for each of the Attendance fields
- Districts should report 1.000 Absence for a full day missed and 0.500 Absence for a half-day missed
- If the student is enrolled with a PDA of 0.50 and the district reports 0.500 in the Total Days Present field, ISBE will calculate that the student was present for a quarter of the day
- It's important the school districts report it in this way otherwise the data will be off when ISBE applies the logic for ADA Best 3 Month's, and 9 Month's reports

# Student Attendance

72

- To add or update attendance data, student has a valid district enrollment in SIS by following:
  - Enrollment record Home RCDTS matches attendance Home RCDTS
  - Enrollment record Serving RCDTS matches attendance Serving RCDTS
  - SIS Enrollment Date matches the Enrollment Date in the Student Attendance file
  - Enrollment School Year matches the School Year in the Student Attendance file
  
- To add or update Student Attendance data via batch, provided data must match to an enrollment record in SIS:
  - SID
  - First Name and Last Name of student
  - Birth Date of student
  - Home RCDTS and Serving RCDTS of the Student Attendance File must match a SIS Enrollment Home RCDTS, Serving RCDTS, and Service Provider RCDTS.
  - School Year
  - Enrollment Date



# Student Attendance

73

- **Month of Attendance:** The month of student attendance reporting.
  - Student must be enrolled at least one day during the month of attendance reported. Cannot provide more days of attendance than the enrollment month
    - 01 January
    - 02 February
    - 03 March
    - 04 April
    - 05 May
    - 06 June
    - 07 July
    - 08 August
    - 09 September
    - 10 October
    - 11 November
    - 12 December



# Student Attendance

74

- **Year of Attendance:** The calendar school year of attendance reporting.
  - Note: This is not necessarily the same as School Year.
  - Ex. Reporting attendance for October 10, 2020. Use 2020 for the calendar school year, NOT the School year it falls in of 2021.
- **In Person Instruction (Updated Name on NEW Student Attendance File):** The full day or partial days represented as a decimal that the student was present. The precision will be 3 decimal points.
  - Sum of Days Present, Days Absent – Excused, Days Absent – Unexcused, Days Medically Homebound, and Days Hospitalized must be equal to or less than the number of days in that month (includes weekends)
  - 0's are valid data within any attendance field for counting purposes.

# Student Attendance

75

- **Absent – Excused:** The number of days or partial days represented as a decimal that the student was absent with cause (excused absence) by month. The precision will be 3 decimal points.
  - "Valid cause" for absence shall be illness, observance of a religious holiday, death in the immediate family, family emergency, and shall include such other situations beyond the control of the student as determined by the board of education in each district, or such other circumstances which cause reasonable concern to the parent for the mental, emotional, or physical health or safety of the student
  - Sum of Days Present, Days Absent – Excused, Days Absent – Unexcused, Days Medically Homebound, and Days Hospitalized must be equal to or less than the number of days in that month (includes weekends)
  - 0's are valid data within any attendance field for counting purposes.
- **Absent – Unexcused:** The number of days or partial days represented as a decimal that the student was absent without a cause by month. The precision will be 3 decimal points.
  - Sum of Days Present, Days Absent – Excused, Days Absent – Unexcused, Days Medically Homebound, and Days Hospitalized must be equal to or less than the number of days in that month (includes weekends).
  - 0's are valid data within any attendance field for counting purposes.



# Student Attendance

76

- **Medically Homebound:** A student, who is receiving home/hospital instructional services, provided by the district, in accordance with 105 ILCS 5/14-13.01. These students are considered present for purposes of attendance as it pertains to funding. Please see [https://www.isbe.net/Documents/Home-Hospital\\_QA.pdf](https://www.isbe.net/Documents/Home-Hospital_QA.pdf) for additional information on the provision of homebound services, and when medically homebound status can apply. The precision will be 3 decimal points.
  - A student who is homebound but NOT receiving home/hospital instructional services is considered as absent, either excused or unexcused according to district policy.
  - Medically Homebound are defined as present, but ISBE is asking districts to count those days separate from days of attendance when the student is present in any other way (in school, on a field trip, etc.)
  - Sum of Days Present, Days Absent – Excused, Days Absent – Unexcused, Days Medically Homebound, and Days Hospitalized must be equal to or less than the number of days in that month (includes weekends).
  - 0's are valid data within any attendance field for counting purposes.
  - No amount of time can be reported as both Present, and Medically Homebound. A day can be broken into portions, such as half-day Present, half-day Medically Homebound, but if the time is marked Medically Homebound, it should **NOT** be included in the Days Present, Days Absent – Excused, or Days Absent – Unexcused, Student Attendance totals.



# Student Attendance

77

- **Hospitalized:** An absence where a student was hospitalized because of medical emergencies or procedures (e.g., because of a motor vehicle or other type of accident, surgery, severe illness, psychiatric emergency) or was participating in residential programs that provide psychological treatment or treatment for drug or alcohol abuse, but was not receiving home/hospital instructional services, in accordance with 105 ILCS 5/14-13.01. The precision will be 3 decimal points.
  - Hospitalized absence is defined as either excused or unexcused according to district policy. ISBE is asking districts to count absences because of hospitalization separate from absences that are Excused or Unexcused for any and all other reasons, in order to be excluded or included as appropriate for various other calculations. For example, for Chronic Truancy, ISBE might treat absences because of hospitalization as excused absences. For Chronic Absenteeism, ISBE will drop them entirely.
  - Sum of Days Present, Days Absent – Excused, Days Absent – Unexcused, Days Medically Homebound, and Days Hospitalized must be equal to or less than the number of days in that month (includes weekends).
  - 0's are valid data within any attendance field for counting purposes.
  - No amount of time can be reported as both Present, and Hospitalized. A day can be broken into portions, such as half-day Present, half-day Hospitalized, but if the time is marked Hospitalized, it should **NOT** be included in the Days Present, Days Absent – Excused, or Days Absent – Unexcused, Student Attendance totals.



# Student Attendance

78

- **E-Learning (NEW field on SY2021 Student Attendance File) :** Pursuant to state law, a school district may adopt an E-learning program. In order to adopt an E-learning program, a district must draft and adopt an E-Learning program within the specifications of Section 10-20.56 of the School Code.
  - Additionally, the E-Learning plan must be verified by the applicable regional office of education or intermediate service center.
  - As originally composed, the E-Learning law allowed districts to use an E-Learning day in lieu of an emergency day—and the number of E-learning days used cannot exceed the number of proposed emergency days on a district's school calendar. However, amendatory language due to the pandemic allows a district with an E-Learning plan to use E-Learning days as its form of remote instruction if operating schools remotely. In such cases, there is not a limit to the number of E-Learning Days that may be used, provided they are being used due to the public health emergency.

# Student Attendance

79

- **Remote Learning (NEW field on SY2021 Student Attendance File):**

If the Governor has declared a disaster due to a public health emergency pursuant to Section 7 of the Illinois Emergency Management Agency Act, the State Superintendent of Education may declare a requirement to use remote learning days or blended remote learning days for a school district, multiple school districts, a region, or the entire State.

- During remote learning days, schools shall conduct instruction remotely. A district may meet the requirement of a remote learning day in a number of ways, provided 5 hours of instruction and school work are provided.
- Further, ISBE strongly recommends that 2.5 hours of the 5 hours be synchronous instruction. See 105 ILCS 5/10-30.

# Student Attendance

80


- **Medically Homebound** and **Hospitalized** should be used only when the student is **NOT** receiving educational services.
- If the student is receiving educational services in **ANY SETTING**, than that would fall under **In Person Instruction, E-Learning, or Remote Learning**.
- Only use **Medically Homebound** and/or **Hospitalized** in place of counting a student as **In Person Instruction, E-Learning, or Remote Learning**.
- This way ISBE can exclude those students from state reporting so the student is not penalized for an excused/unexcused absence.



# Student Attendance


- Student Attendance – View Details

Add New Teacher Course Assignment

Helpful Resources ▾ Contact Technical Support ▾

SIS

Individual Student ▾

Helpful Resources ▾ Contact Technical Support ▾

SIS

IBM SIS Test User 4 ▾

Home

Student ▾

Search

Request New SID

Multiple SID Merge

Exit Enrollment

Assessment ▾

Adjusted Cohort

Teacher

Early Childhood Transition

Prenatal

Reports

Demographic Enrollments Program Indicators

SID: Legal Last Name: Legal First Name: Legal Middle Name:

Enrollments 1 2 3 4 5 6 7 8

Enrollment is active

School Year for Serving	2021	RCDTS for Home	9999999999999999
Enrollment Type for Serving	Transfer in from within District	RCDTS for Serving	9999999999999999
Entry/Grade Level for Serving	5 - Grade 5	Percent of Day Attended (PDA)	1.00
Enrollment Date for Serving	08/17/2020	Tuition In	No
Exit Date		Dual Language	Not A Participant in Dual Language Program
Exit Status		Language of Instruction	
Exit Type			

Collections

Student Course Assignment	<a href="#">View Details</a>	Physical Restraint and Time Out	<a href="#">View Details</a>
		<b>Student Attendance</b>	<a href="#">View Details</a>
Discipline	<a href="#">View Details</a>		
Homeless		Regional Safe School Program	
504 Plan	<a href="#">View Details</a>		



# Student Attendance

- Enter Student Attendance for Months Provided – In Classroom Instruction, E-Learning, Remote Learning, Absent – Excused, Absent – Unexcused, Medically Homebound, or Hospitalized
- Then select “Submit” button

SIS

IBM SIS Test User

Home

Student

Search

Request New SID

Multiple SID Merge

Exit Enrollment

Assessment

Adjusted Cohort

Teacher

Early Childhood Transition

Prenatal

Reports

Log Out

< Back To Enrollment

Student Attendance

SID: 123456789  
Legal Last Name: ROB  
Home RCDTS: 123456789012345

Legal First Name: MIK  
Serving RCDTS: 123456789012345

Date Of Birth: 09/19/2003  
School Year: 2021

Enrollment Date: 08/17/2020  
Exit Date:

Attendance Details



Year	Month	Days	In Person Instruction	E-Learning	Remote Learning	Absent Excused	Absent Unexcused	Medically Homebound	Hospitalized
2020	August	15.000	1.000	2.000	3.000	4.000	5.000	0.000	0.000
2020	September	4.000	4.000	0.000	0.000	0.000	0.000	0.000	0.000
2020	October	6.000	6.000	0.000	0.000	0.000	0.000	0.000	0.000
2020	November	6.000	6.000	0.000	0.000	0.000	0.000	0.000	0.000
2020	December	7.000	7.000	0.000	0.000	0.000	0.000	0.000	0.000
2021	January	8.000	8.000	0.000	0.000	0.000	0.000	0.000	0.000
2021	February	2.000	2.000	0.000	0.000	0.000	0.000	0.000	0.000
Totals		48.000	34.000	2.000	3.000	4.000	5.000	0.000	0.000

Submit



# Student Attendance

- Student Attendance Record successfully updated

**Illinois**  
State Board of Education

[Helpful Resources](#) [Contact Technical Support](#)

**SIS**

IBM SIS Test User

[Home](#)

[Student](#)

[Request New SID](#)

[Multiple SID Merge](#)

[Exit Enrollment](#)

[Assessment](#)

[Adjusted Cohort](#)

[Teacher](#)

[Early Childhood Transition](#)

[Prenatal](#)

[Reports](#)

[Log Out](#)

[< Back To Enrollment](#)

**Student Attendance**

SID: 957156763

Legal Last Name: ROBERTS

Home RCDTS: 500821890220043

Legal First Name: MIKYAH

Serving RCDTS: 500821890220043

Date Of Birth: 09/19/2003

School Year: 2021

Enrollment Date: 08/17/2020

Exit Date:

Student Attendance Record successfully updated.

Attendance Details


Year	Month	Days	In Person Instruction ⓘ	E-Learning ⓘ	Remote Learning ⓘ	Absent Excused ⓘ	Absent Unexcused ⓘ	Medically Homebound ⓘ	Hospitalized ⓘ
2020	August	15.000	1.000	2.000	3.000	4.000	5.000	0.000	0.000
2020	September	4.000	4.000	0.000	0.000	0.000	0.000	0.000	0.000
2020	October	6.000	6.000	0.000	0.000	0.000	0.000	0.000	0.000
2020	November	6.000	6.000	0.000	0.000	0.000	0.000	0.000	0.000
2020	December	7.000	7.000	0.000	0.000	0.000	0.000	0.000	0.000
2021	January	8.000	8.000	0.000	0.000	0.000	0.000	0.000	0.000
2021	February	2.000	2.000	0.000	0.000	0.000	0.000	0.000	0.000
Totals		48.000	34.000	2.000	3.000	4.000	5.000	0.000	0.000

Submit



# Student Attendance

- **SIS Reports - Student Attendance Reports**

**Illinois**  
State Board of Education

Helpful Resources ▾ Contact Technical Support ▾

**SIS**  
IBM SIS Test User ▾  
Home  
Student ▾  
Assessment ▾  
Adjusted Cohort  
Teacher  
Early Childhood Transition  
Prenatal  
**Reports**  
Batch File Processing ▾  
District Data Verification ▾  
Seal of Biliteracy Application  
Log Out

**Reports**  
Search Reports...  
Student ▾  
Assessment ▾  
**Attendance ▾**  
Total Student Attendance Summary Details  
Student Attendance by Month Summary Details  
Bilingual ▾  
Demographics and Enrollment ▾  
Discipline ▾  
Early Learning ▾  
Homeless ▾  
Individual Student ▾  
Physical Restraint and Time Out ▾  
Regional Safe School ▾  
Special Education ▾  
Course Assignments ▾  
Student and Teacher Reports ▾  
Missing Courses ▾





# Student Attendance

- **Total Student Attendance Detail Report**
  - Shows Total Student Attendance for the School Year

Illinois State Board of Education Student Information System 2021 Total Student Attendance (Detail)															
SIS Home District: 12345678901      ISBE SD 101															
Selection Criteria:    Sorted By: Student ID															
Columns		A	Grade Level	C	Total Days In Person Instruction	E	Total Days E-Learning	G	Total Days Absent - Unexcused						
		B	PDA	D	Total Days Remote Instruction	F	Total Days Absent - Excused	H	Total Days Medically Homebound						
								I	Total Days Hospitalized						
Student ID	Student Name	Birth Date	Home RCDTS	Serving RCDTS	Start Date	End Date	A	B	C	D	E	F	G	H	I
123456789	Doe, John	10/27/2002	123456789012345	123456789012345	08/18/2020		12	1.00	6.000	1.500	23.000	0.000	0.000	0.500	0.500
123456789	Doe, Jane	07/22/2005	123456789012345	123456789012345	08/17/2020		10	1.00	0.000	0.000	0.000	0.000	0.000	0.000	0.000
123456789	Smith, John	12/14/2005	123456789012345	123456789012345	08/18/2020		9	1.00	0.000	0.000	0.000	0.000	0.000	0.000	0.000



# Student Attendance

- Student Attendance By Month Summary Report

2021 Student Attendance By Month (Summary)													9/23/2020	8:59 am	
SIS Home District: 12345678901													ISBE SD 101		
Selection Criteria: None															
Columns	A	Grade Level	C	Month of Attendance	E	Total Days In Person Instruction	G	Total Days E-Learning	I	Total Days Absent - Unexcused	J	Total Days Medically Homebound	K	Total Days Hospitalized	
	B	Student Count	D	Year of Attendance	F	Total Days Remote Instruction	H	Total Days Absent - Excused							
Attendance Center		RCDTS			A	B	C	D	E	F	G	H	I	J	K
SIS Elementary		123456789012345			PK	1	08	2020	0.000	0.000	0.000	0.000	0.000	0.000	0.000
SIS Elementary		123456789012345			K	46	08	2020	0.000	0.000	0.000	0.000	0.000	0.000	0.000
SIS Elementary		123456789012345			1	88	08	2020	0.000	0.000	0.000	0.000	0.000	0.000	0.000
SIS Elementary		123456789012345			2	81	08	2020	0.000	0.000	0.000	0.000	0.000	0.000	0.000
SIS Elementary		123456789012345			3	146	08	2020	0.000	0.000	0.000	0.000	0.000	0.000	0.000



# Student Attendance

## ▪ Student Attendance By Month Detail Report

Illinois State Board of Education

Student Information System

Student Attendance By Month (Detail)

9/23/2020

9:09 am

SIS Home District: 12345678901

ISBE SD 101


Selection Criteria:

Sorted By: Student ID

Columns	A	Grade Level	C	Month of Attendance	E	Total Days In Person Instruction	G	Total Days E-Learning	I	Total Days Absent - Unexcused	J	Total Days Medically Homebound	K	Total Days Hospitalized			
	B	PDA	D	Year of Attendance	F	Total Days Remote Instruction	H	Total Days Absent - Excused									
Student ID	Student Name	Birth Date	Home RCDTS	Serving RCDTS	Start Date	End Date	A	B	C	D	E	F	G	H	I	J	K
123456789	DOE, JANE	10/27/2002	123456789012345	123456789012345	08/18/2020		12	1.00	08	2020	6.000	1.000	3.000	0.000	0.000	0.500	0.500
			123456789012345	123456789012345	08/18/2020		12	1.00	09	2020	6.000	0.500	15.000	0.000	0.000	0.000	0.000
123456789	DOE, JOHN LOS	07/22/2005	123456789012345	123456789012345	08/17/2020		10	1.00	08	2020	0.000	0.000	0.000	0.000	0.000	0.000	0.000
			123456789012345	123456789012345	08/17/2020		10	1.00	09	2020	0.000	0.000	0.000	0.000	0.000	0.000	0.000
123456789	SMITH, JOHN	12/14/2005	123456789012345	123456789012345	08/18/2020		9	1.00	08	2020	0.000	0.000	0.000	0.000	0.000	0.000	0.000
			123456789012345	123456789012345	08/18/2020		9	1.00	09	2020	0.000	0.000	0.000	0.000	0.000	0.000	0.000







# Illinois State Board of Education

9 Month ADA and  
Best 3 Month's ADA

# 9 Month ADA and Best 3 Month's ADA

90

- ADA will be calculated for every public school district except Illinois Department of Juvenile Justice.
- The state charter districts are calculated separately and manually added into the resident district.
- An attendance record is collected for each month for each student enrolled for at least a day during the month.
- An attendance record consists of number of days during the month that the student was:
  - ❖ Days Present
  - ❖ Days Absent – Unexcused
  - ❖ Days Absent – Excused
  - ❖ Days Medically Homebound
  - ❖ Days Hospitalized



# 9 Month ADA and Best 3 Month's ADA

91

- There are 9 ADA periods.
  - ❖ Period 1 is from the first day of class to the end of September.
  - ❖ Period 2 to 8 are the months from October through April.
  - ❖ Period 9 is from May 1st through the last day of school.
  - ❖ No attendance is collected for summer school.
- A students' days of attendance is the sum of the Days Present.
- The actual attendance is the sum calculated above \* the percent time of day.
  - ❖ If the student is present 50% of the day and was present 20 school days during the month the attendance is  $20 * .50 = 10$ .
- The Students being served in a state funded school are not included in the calculation. The state funded schools are:
  - ❖ 190220200636301 - Phillip J Rock and School
  - ❖ 651089000803001 - Illinois School for the Deaf
  - ❖ 651089000803002 - Illinois School for the Visually Impaired
  - ❖ 651089000803003 - IL Center for Rehab & Education



# 9 Month ADA and Best 3 Month's ADA

92

- The days of attendance are split into claimable and non-claimable counts based on the student/enrollment.
- The students must be enrolled in Kindergarten through 12th grade.
- Pre-K special education students are also claimable in their resident district unless they meet a rule defined below.
- Pre-K general education students are counted as non-claimable in their resident district.
- A non-claimable student/enrollment is one that:
  - ❖ The student is a special education youth-in-care (YIC) student.
    - The attendance is non-claimable in the resident district.
  - ❖ The parent pays tuition for the student to attend a district outside their residence.
    - The attendance is non-claimable in the district serving the student.
  - ❖ The student is a YIC, in general education and living in a group home.
    - The attendance is non-claimable in the resident district.
  - ❖ The resident school of the student is deactivated.
    - The attendance is counted as claimable in the resident district.
    - The attendance is counted as non-claimable in the serving district.
  - ❖ The student is in a county detention center.
    - The attendance is counted as non-claimable in the district of the detention center.



# 9 Month ADA and Best 3 Month's ADA

93

- A claimable student/enrollment are all students in their resident district that are not marked as non-claimable by the rules above.
- The 9 month ADA calculation is the total claimable ADA – Students whose tuition is paid to another district + the total non-claimable ADA
- The districts best 3 months ADA is the sum of the Claimable Days of attendance for the highest 3 months ADA divided by the sum of the days in session for those months.




# 9 Month ADA and Best 3 Month's ADA

School Calendar Codes			
Id	School Calendar Code	School Calendar	Counts as a School Day
1	X	Pupil Attendance Day	Yes
2	XHI	Half-Day In-service	Yes
3	XHPT	Half-Day Parent/Teacher Conference	Yes
23	ED	Emergency Day	No
4	XID	Interrupted Day	Yes
5	XDS	Delayed Start Day	Yes
6	XHS	Half-Day School Improvement Program	Yes
7	XHSW	Half-Day School Improvement Program Waiver	Yes
8	XH	Pupil Attendance Holiday Waiver	Yes
9	XED	Emergency Day-Proposed	No
10	XHIH	Half-Day In-service Holiday Waiver	Yes
11	XHPH	Half-Day Parent/Teacher Conf. Holiday Waiver	Yes
12	FI	Full-Day In-service	No
13	FPT	Full-Day Parent/Teacher Conference	No
14	PI	Parent Institute	No
15	TI	Teacher Institute/Workshop	No
16	AOG	Act of God Day	No
17	WFI	Full-Day In-service Waiver	No
18	WFPT	Full-Day Parent/Teacher Conference Waiver	No
19	WFS	Full-Day School Improvement Program Waiver	No
20	FIH	Full-Day In-service Holiday Waiver	No
21	FPTH	Full-Day Parent/Teacher Conf. Holiday Waiver	No
22	TIH	Teacher Institute/Workshop Holiday Waiver	No
24	HOL	Holiday	No
25	NIA	Not in Attendance	No
26	WFSH	Full-Day School Improvement Holiday Waiver	No
27	XHSH	Half-Day School Improvement Holiday Waiver	Yes
28	XHPW	Half-Day Parent/Teacher Conference Waiver	Yes
29	XELD	ELearning Day	Yes



# 9 Month ADA and Best 3 Month's ADA

## ■ School ADA Report

**Illinois**  
State Board of Education

Helpful Resources ▾ Contact Technical Support ▾

**SIS**  
Preetam Priyadarshy ▾  
Home  
Student ▾  
Assessment ▾  
Adjusted Cohort  
Teacher  
Early Childhood Transition  
Prenatal  
Reports  
Batch File Processing ▾  
**District Data Verification ▾**  
Average Daily Attendance  
Evidence Based Funding ▾  
Log Out

### Average Daily Attendance ⓘ

School Year: 2021 ▾

District: ISBE SD 101 ▾

School: ISBE Test High School -- 0000 ▾

#### 2021 Attendance Counts Calculated on 5/16/2021


[Download nonclaimable students](#) [Business Rules for ADA Calculation](#)

CALENDAR		DAYS OF ATTENDANCE					
BEGIN (MM-DD)	END (MM-DD)		CLAIMABLE DAYS ⓘ	NONCLAIMABLE DAYS ⓘ	SCHOOL DAYS ⓘ	CLAIMABLE ADA ⓘ	NONCLAIMABLE ADA ⓘ
School Start	9-30	▾ Detail	36,676.3	1,325.2	32	1,146.1	41.4
10-1	10-31	▾ Detail	20,595.3	838.3	20	1,029.8	41.9
11-1	11-30	▾ Detail	13,083.7	606.2	15	872.3	40.4
12-1	12-31	▾ Detail	12,059.3	625.2	14	861.4	44.7
1-1	1-31	▾ Detail	15,799.6	793.2	18	877.8	44.1
2-1	2-28	▾ Detail	14,035.6	752.8	18	779.8	41.8
3-1	3-31	▾ Detail	14,115.9	831.8	18	784.2	46.2
4-1	4-30	▾ Detail	15,309.5	610.2	19	805.8	32.1
5-1	School End	▾ Detail	.0	.0	40	.0	.0
TOTALS			141,675.1	6,382.8	194.0	730.3	32.9

Agency Information ⓘ ⓘ Accessibility Privacy Policy Careers at ISBE

# 9 Month ADA and Best 3 Month's ADA

## ■ District ADA Report

**Illinois**  
State Board of Education

SIS

IBM SIS Test User 4

Student

Assessment

Adjusted Cohort

Teacher

Early Childhood Transition

Prenatal

Reports

Batch File Processing

District Data Verification

Average Daily Attendance

Evidence Based Funding

Seal of Biliteracy Application

Log Out

Helpful Resources

Contact Technical Support

Average Daily Attendance

School Year: 2021

School: -- All Schools --

2021 Attendance Counts

Calculated on 5/13/2021

Superintendent Verification

☐ Please review and confirm the attendance data for the 2021 school year!

[Download nonclaimable students](#) [Business Rules for ADA Calculation](#)

CALENDAR		DAYS OF ATTENDANCE					
BEGIN (MM-DD)	END (MM-DD)		CLAIMABLE DAYS	NONCLAIMABLE DAYS	SCHOOL DAYS	CLAIMABLE ADA	NONCLAIMABLE ADA
School Start	9-30	Detail	15.0	.0	30	.5	.0
10-1	10-31	Detail	.0	.0		.0	.0
11-1	11-30	Detail	.0	.0		.0	.0
12-1	12-31	Detail	.0	.0		.0	.0
1-1	1-31	Detail	.0	.0		.0	.0
2-1	2-28	Detail	.0	.0		.0	.0
3-1	3-31	Detail	.0	.0		.0	.0
4-1	4-30	Detail	.0	.0		.0	.0
5-1	School End	Detail	.0	.0		.0	.0
TOTALS			15.0	.0	30.0	.5	.0

ADA of resident pupils for whom tuition is paid to another local education agency

9 Months ADA for Per Capita Comp.

Districts Best 3 Months ADA


Agency Information

Accessibility

Privacy Policy

Careers at ISBE





# Illinois State Board of Education

## Student Mobility

# Student Mobility

98

- Student is only counted once by Serving School
- Private School Students are not included
- Based on Exit: Transfer In, Transfer Out, and Non-Transfer

# Student Mobility

99

- **Transfer Out**
  - Includes enrollments on October 1, 2020 and ending before May 10, 2021.
- **Transfer In**
  - Includes enrollments starting after October 1, 2020 and enrollment ending on May 10, 2021 or after.
- **Transfer In and Out**
  - Includes enrollments starting after October 1, 2020 and enrollment ending before May 10, 2021.
- **Non-Transfer Students**
  - Includes enrollments on October 1, 2020 and ending on May 10, 2021 or after.
  - Includes student promoted or graduated mid-year.
- **Enrollment (All Students)**
  - Is the sum of Transfer Out, Transfer In, Transfer In and Out, and Non-Transfer Students.
- **Mobility Rate %**
  - Is the sum of Transfer Out, Transfer In, and Transfer In an Out, divided by the Enrollment (All Students).



# Student Mobility

- Student Mobility Rate Reports

The screenshot displays the SIS (Student Information System) interface for the Illinois State Board of Education. The left sidebar contains a navigation menu with the following items: SIS, IBM SIS Test User 4, Home, Student, Assessment, Adjusted Cohort, Teacher, Early Childhood Transition, Prenatal, Reports (highlighted with a red box), Batch File Processing, District Data Verification, Seal of Biliteracy Application, and Log Out. The main content area is titled 'Reports' and features a search bar with the text 'Mobility'. Below the search bar, there are two dropdown menus: 'State Reporting' and 'Report Card and Accountability Reports'. The 'Report Card and Accountability Reports' dropdown is expanded, showing 'Student Mobility' as a selected option. To the right of 'Student Mobility', there are two tabs: 'Summary' and 'Details'. The bottom of the page includes links for Agency Information, Accessibility, Privacy Policy, and Careers at ISBE.



# Student Mobility

## ■ Student Mobility Rate Reports – Criteria Page: Select Serving School

Illinois State Board of Education

Helpful Resources ▾ Contact Technical Support ▾

SIS

IBM SIS Test User 4 ▾

Home

Student ▾

Assessment ▾

Adjusted Cohort

Teacher

Early Childhood Transition

Prenatal

**Reports**

Batch File Processing ▾

District Data Verification ▾

Log Out ↗

< Back To Reports

### Student Mobility

School Year: 2021 ▾

School: All Schools ▾

☐ Home ☒ Serving

Grade: All Grades ▾

IEP Indicator: ☒ Both ☐ Yes ☐ No

Private School Student Indicator: ☒ Both ☐ Yes ☐ No

Exit Code: All ▾

Sort By: SID ▾

View Report Create PDF Report

Agency Information Accessibility Privacy Policy Careers at ISBE



# Student Mobility

## ■ Student Mobility Rate Summary Report

### 2021 Student Mobility (Summary)

5/17/2021 4:59 pm

SIS Serving District: 12345678912 ISBE SD 101

Selection Criteria: None

All Students (Enrollment): 38		Students Enrolled Late: 0			Students Exited Early: 37			Enrolled Late and Exited Early: 1			Mobility Rate: 100.00%		
ISBE Test1 School 123456789012345													
	All	Male	Female	White	Black	Hispanic	Asian	Pacific	Native Am.	2 or More	EL	IDEA Services	FRL
Exited Early	5	2	3	0	1	1	0	0	0	3	1	0	5
Enrollment	5	2	3	0	1	1	0	0	0	3	1	0	5
Mobility Rate %	100.00%	100.00%	100.00%		100.00%	100.00%				100.00%	100.00%		100.00%
ISBE Test1 School 123456789012345													
	All	Male	Female	White	Black	Hispanic	Asian	Pacific	Native Am.	2 or More	EL	IDEA Services	FRL
Exited Early	2	0	2	0	2	0	0	0	0	0	0	0	2
Enrollment	2	0	2	0	2	0	0	0	0	0	0	0	2
Mobility Rate %	100.00%		100.00%		100.00%								100.00%
ISBE Test1 School 123456789012345													
	All	Male	Female	White	Black	Hispanic	Asian	Pacific	Native Am.	2 or More	EL	IDEA Services	FRL
Exited Early	10	4	6	1	4	1	0	0	0	4	2	4	6
Enrolled Late and Exited Early	1	0	1	0	1	0	0	0	0	0	0	0	0
Enrollment	11	4	7	1	5	1	0	0	0	4	2	4	6
Mobility Rate %	100.00%	100.00%	100.00%	100.00%	100.00%	100.00%				100.00%	100.00%	100.00%	100.00%



# Student Mobility

## ■ Student Mobility Rate Detail Report

5/14/2021 6:04 pm

### Illinois State Board of Education Student Information System 2021 Student Mobility (Detail)

SIS Serving District: 12345678912 ISBE SD 101

Selection Criteria: Sorted By: Student ID

All Students (Enrollment): 417      Students Enrolled Late: 0      Students Exited Early: 365      Enrolled Late and Exited Early: 52      Mobility Rate: 100.00%

Columns	A	Grade Level	C	Race Code	E	Private School Indicator	G	EL	I	Exit Reason
	B	Gender	D	PDA	F	IDEA Services	H	FRL		


#### SIS Exit Codes

02	Transfer to another public school within the district	07	Death	14	Aged Out
03	Transfer to Home Schooled	08	Expulsion	15	Certificate of Completion
04	Transfer to Private School	09	Dropped Out	16	Victim of a Violent Crime
05	Promotion	10	Transfer to GED Program	17	Change in Serving School or Percent Day Attended (PDA)
06	Graduated with regular, advanced, International Baccalaureate, or other type of diploma	11	Moved, not known to be continuing	18	Moved Out of the United States
		12	Retained in same grade or demoted to a lower grade	19	Transfer to another public school district out of Illinois
				20	Transfer to another public school district in Illinois

#### Enrolled Late and Exited Early

Student ID	Student Name	Birth Date	Home RCDTS	Serving RCDTS	Provider RCDTS	Start Date	End Date	A	B	C	D	E	F	G	H	I	
123456789	TEST, STUDENT	123456789012345	01/23/2004	123456789012345	123456789012345	123456789012345	10/07/2020	10/29/2020	11	M	14	1.00		Y	N	Y	20
123456789	TEST, STUDENT		04/13/2013	123456789012345	123456789012345		10/19/2020	11/10/2020	2	F	14	1.00		N	N	Y	09
123456789	TEST, STUDENT		08/26/2003	123456789012345	123456789012345		11/05/2020	11/13/2020	10	M	14	1.00		Y	N	Y	02





# Illinois State Board of Education

## College and Career Readiness (CCRI)



# College and Career Readiness (CCRI)

105

## College and Career Readiness Indicator (CCRI)

- SIS started collecting CCRI data in SY 2021.
- Data points will become part of the Student Success/School Quality Indicator within the accountability system in the 2021 Report Card.
- Only students in grades 9 – 12 will be able to enter a CCRI record.
- Only the most recent Home, Serving, or Service Provider RCDT can add or edit a CCRI Record.
- More information can be found at:  
<https://www.isbe.net/Documents/College-Career-Ready-Indicator.pdf>

# College and Career Readiness (CCRI)

106

## CCRI Data Elements:

- **GPA (Only for grades 11 and 12)**
  - 01- 3.75 or Above
  - 02- 2.8-3.74
  - 03- Below 2.8
  - 00-None
- **Identify a Career Area of Interest by the End of Sophomore Year - Yes/No**
- **One academic indicator in ELA - Yes/No**
- **One academic indicator in Math - Yes/No**
- **Minimum ACT or SAT Subject Scores-English, Reading, and Writing - Yes/No**
- **Minimum ACT or SAT Subject Scores-Math - Yes/No**




# College and Career Readiness (CCRI)

107

CCRI Data Elements continued:

- **Career Development Experience - Yes/No**
- **Industry Credential**
  - 01 - Agriculture, Food and Natural Resources
  - 02 - Arts and Communications
  - 03 - Finance and Business Services
  - 04 - Human and Public Services
  - 05 - Information Technology
  - 06 - Manufacturing, Engineering, Technology and Trades
  - 07 - Health Sciences and Technology
  - 00 - None
- **Military Service or an ASVAB Score of 31 or Higher - Yes/No**
- **Attaining and Maintaining Consistent Employment for a Minimum of 12 Months - Yes/No**
- **Consecutive Summer Employment -Yes/No**
- **25 Hours of Community Service - Yes/No**
- **Two or More Organized Co-curricular Activities - Yes/No**





# Illinois State Board of Education

## School Year 2021 Updates

# P-EBT Requirements

109

The Illinois State Board of Education (ISBE), in partnership with the Illinois Department of Human Services (DHS) would like to thank you for your continued support and collaboration as we work together to provide supplemental food assistance, known as Pandemic Electronic Benefits (P-EBT), to eligible families during the current public health emergency. The purpose of P-EBT is to provide food assistance to families with students who would have received free or reduced-price lunch while attending school but are not consuming these meals in school buildings due to remote learning.

- CEP and NSLP schools participating in P-EBT benefits must provide Student Addresses for students in SIS before the student exit an enrollment.
- Student Attendance for students receiving P-EBT benefits needs to be entered monthly.
- Currently only Available for SY21

# P-EBT Requirements

110

- Pandemic Electronic Benefit Transfer Student Report

The screenshot displays the SIS (Student Information System) interface. On the left is a dark blue sidebar with a menu. The 'Reports' option is highlighted with a red rectangle. The main content area is titled 'Reports' and features a search bar. Below the search bar is a list of report categories, each with a dropdown arrow. The 'Nutrition' category is highlighted with a red rectangle. Under 'Nutrition', the 'Pandemic Electronic Benefit Transfer (P-EBT) Student Report' is listed and highlighted with a red rectangle. To the right of this report name is a 'Details' link, also highlighted with a red rectangle. Other categories visible in the list include Student, Assessment, Adjusted Cohort, Teacher, Early Childhood Transition, Prenatal, Batch File Processing, District Data Verification, Seal of Biliteracy Application, Internal, Physical Restraint and Time Out, Regional Safe School, Special Education, Course Assignments, Student and Teacher Reports, Missing Courses, Summative Designation, State Reporting, and Prenatal.



Illinois  
State Board of  
Education

# P-EBT Requirements

111

- Pandemic Electronic Benefit Transfer Student Report – Criteria Page

The screenshot shows the SIS (Student Information System) interface for the Illinois State Board of Education. The left sidebar contains a menu with options: Home, Student, Assessment, Adjusted Cohort, Teacher, Early Childhood Transition, Prenatal, Reports (highlighted with a red box), Batch File Processing, District Data Verification, Seal of Billiteracy Application, and Internal. The main content area is titled "Pandemic Electronic Benefit Transfer (P-EBT) Student Report" and includes a "Back To Reports" link. Below the title, there is a note: "This report is for the districts who have responded to the P-EBT Qualified Sponsor Survey in WINS. If there is no data returned, please reference [P-EBT Survey Instructions](#)." The form contains several dropdown menus for filtering: School Year (set to 2021), Serving School (set to All Schools), Month Of Attendance (set to All), and Year Of Attendance (set to All). There are also radio button options for Missing Address and Missing Attendance, both set to "Both". A "Sort By" dropdown is set to "SID". At the bottom of the form, there are two buttons: "View Report" and "Create PDF Report".

Illinois State Board of Education

Helpful Resources ▾ Contact Technical Support ▾

SIS

Preetam Priyadarshy ▾

Home

Student ▾

Assessment ▾

Adjusted Cohort

Teacher

Early Childhood Transition

Prenatal

Reports

Batch File Processing ▾

District Data Verification ▾

Seal of Billiteracy Application

Internal

< Back To Reports

**Pandemic Electronic Benefit Transfer (P-EBT) Student Report**

This report is for the districts who have responded to the P-EBT Qualified Sponsor Survey in WINS.  
If there is no data returned, please reference [P-EBT Survey Instructions](#).

School Year: 2021 ▾

Serving School: All Schools ▾

Month Of Attendance: All ▾

Year Of Attendance: All ▾

Missing Address: ☒ Both ☐ Yes ☐ No

Missing Attendance: ☒ Both ☐ Yes ☐ No

Sort By: SID ▾

View Report Create PDF Report

# P-EBT Requirements

112

## ▪ Pandemic Electronic Benefit Transfer Student Report - Detail

**Pandemic Electronic Benefit Transfer (P-EBT) Student Report (Detail)**  
**School Year 2021**

SIS Serving District: 12345678912

ISBE TEST SD 101

Selection Criteria: None   Sorted By: Student ID

The Pandemic Electronic Benefit Transfer (P-EBT) program is part of the U.S. government response to the COVID-19 pandemic. The purpose of P-EBT is to provide food assistance to families with students who would have received free or reduced lunch while attending school but are not receiving these meals in school due to COVID-19 restrictions. Complete guidance may be found at <https://www.isbe.net/pebt>. For questions about P-EBT, please email [pebt@isbe.net](mailto:pebt@isbe.net)

This report is for the districts who have responded to the P-EBT Qualified Sponsor Survey in WINS. If there is no data below, please reference instructions at <https://www.isbe.net/Documents/pebt-survey-instructions.pdf>

The data includes all students from schools participating in NSLP/CEP and only students with FRL=YES from schools participating in NSLP only.

**P-EBT Qualified Survey Options:**

Option 1 - Fully Remote - Hybrid or In-Person and NOT serving reimbursable meals to In Person students to consume at school

Option 2 - Hybrid or In-Person and serving reimbursable meals to in person students to consume at school

Option 3 - School is not in session during this month or there are no students P-EBT eligible.

**Errors:** 1 - Missing Required Attendance   2 - Missing Required Address

Serving RCDTS: 123456789123456


ISBE TEST SD 101

Participates In: NSLP/CEP

Student ID	Student Name	Birth Date	Attendance Year	Attendance Month	Attendance Days	P-EBT Survey	P-EBT Eligible Days	Errors
123456789	ST, VIR	10/16/2003	2020	08	11	Option 1	11	
<b>Address:</b> 9 N 24TH ST EAST ST LOUIS, IL 62205								
123456789	ST, VIR	10/16/2003	2020	09	21	Option 1	21	
<b>Address:</b> 9 N 24TH ST EAST ST LOUIS, IL 62205								







# Illinois State Board of Education

## Seal of Biliteracy Awards

# Seal of Biliteracy Awards

114

- The Seal of Biliteracy Application and Awards is now collected through SIS as of SY 2020.
- Only Districts with enrollments in grades 11-12 can apply for the Seal of Biliteracy Application.
- Districts must first complete a Seal of Biliteracy Application to submit student Seal of Biliteracy Awards.

# Seal of Biliteracy Awards

115

To add or to update a Seal of Biliteracy Awards record the student must have a valid enrollment record in SIS by the following:

- Enrollment record Home RCDT matches Seal of Biliteracy Award record's Home RCDT.
- Enrollment record School Year matches Seal of Biliteracy Award record's School Year.
- Enrollment is not erroneous.
- If updating Seal of Biliteracy Award record that already exists, Seal or Commendation cannot be "99".
- Student must first be exited as Graduated in SIS.

# Seal of Biliteracy Awards

116

- How to Add/Update Seal of Biliteracy Awards Online – View Details

The screenshot displays the SIS (Student Information System) interface for the Illinois State Board of Education. The left sidebar contains navigation options: SIS, IBM SIS Test User, Home, Student (selected), Search, Request New SID, Multiple SID Merge, Exit Enrollment, Assessment, Adjusted Cohort, Teacher, Early Childhood Transition, and Log Out. The main content area shows the 'Demographic' tab selected, with a red box highlighting it. Below the tab, the 'Seal of Biliteracy Awards' section is highlighted with a red box, and a 'View Details' link is visible. The student's information is displayed as follows:

SID:		Legal First Name: FirstnameCCRISOB		Legal Middle Name:	
Legal Last Name:	acinotvGHIJQTX	Date of Birth	09/08/2002	Gender	Female
Race/Ethnicity	Two or More Races	Student Lineage (Jr, II)			
Birth Place Name	Mother's Maiden Name				
EL Screener	Student Address		<a href="#">View Details</a>		
Seal of Biliteracy Awards	<a href="#">View Details</a>	Gifted and Accelerated	<a href="#">View Details</a>		

At the bottom of the page, there are links for Agency Information, Accessibility, Privacy Policy, and Careers at ISBE.



Illinois  
State Board of  
Education

# Seal of Biliteracy Awards

117

- Seal of Biliteracy Awards Online – Add New record

The screenshot shows the Illinois State Board of Education (ISBE) Seal of Biliteracy Awards Online interface. The header includes the ISBE logo and name, and links for 'Helpful Resources' and 'Contact Technical Support'. The left sidebar contains a menu with options: 'SIS', 'IBM SIS Test User', 'Home', 'Student' (with a dropdown), 'Assessment' (with a dropdown), 'Adjusted Cohort', 'Teacher', 'Early Childhood Transition', and 'Log Out'. The 'Student' dropdown is open, showing 'Search', 'Request New SID', 'Multiple SID Merge', and 'Exit Enrollment'. The main content area is titled 'Seal of Biliteracy Award' and includes a '< Back To Demographic' link. Below this, there are fields for 'SID:', 'Legal Last Name: acinotvGHIJQTX', 'Legal First Name: FirstnameCCRISOB', and 'Legal Middle Name:'. A large light blue box in the center states 'No Seal of Biliteracy Awards Records for Student'. A red rectangle highlights the 'Add New' button in the top right corner of the main content area. The footer contains links for 'Agency Information', 'Twitter', 'Facebook', 'Accessibility', 'Privacy Policy', and 'Careers at ISBE'.

Illinois State Board of Education

Helpful Resources ▾ Contact Technical Support ▾

SIS

IBM SIS Test User ▾

Home

Student ▾

Search

Request New SID

Multiple SID Merge

Exit Enrollment

Assessment ▾

Adjusted Cohort

Teacher

Early Childhood Transition

Log Out ↗

< Back To Demographic

Seal of Biliteracy Award

SID:

Legal Last Name: acinotvGHIJQTX

Legal First Name: FirstnameCCRISOB

Legal Middle Name:

Add New

No Seal of Biliteracy Awards Records for Student

Agency Information Accessibility Privacy Policy Careers at ISBE

# Seal of Biliteracy Awards

118

- Seal of Biliteracy Awards Online – Enter correct data and Submit

The screenshot shows the Illinois State Board of Education (ISBE) website with a modal form titled "Add Seal of Biliteracy Award". The form contains four dropdown menus, each with "--Select--" as the current selection. The dropdowns are labeled: "Seal Or Commendation", "Language of Award", "Method of Demonstrating English Proficiency", and "Method of Demonstrating Proficiency in Language Other than English". A red rectangular box highlights these four dropdown menus. At the bottom right of the modal, there are two buttons: "Close" and "Submit". The "Submit" button is also highlighted with a red rectangular box. The background of the website shows a sidebar with navigation links like "Home", "Student", "Search", "Request New", "Multiple SIS", "Exit Enrollment", "Assessment", "Adjusted Cohort", "Teacher", "Early Childhood Transition", and "Log Out". The top of the page has the ISBE logo and navigation links for "Helpful Resources" and "Contact Technical Support".

Illinois State Board of Education

Helpful Resources Contact Technical Support

SIS

IBM SIS Test Us

Home

Student

Search

Request New

Multiple SIS

Exit Enrollment

Assessment

Adjusted Cohort

Teacher

Early Childhood Transition

Log Out

Back To Demographic

Add Seal of Biliteracy Award

Seal Or Commendation --Select--

Language of Award --Select--

Method of Demonstrating English Proficiency --Select--

Method of Demonstrating Proficiency in Language Other than English --Select--

Close Submit

Agency Information Accessibility Privacy Policy Careers at ISBE

# Seal of Biliteracy Awards

119

- Seal of Biliteracy Awards Online – Successfully Inserted

**Add Seal of Biliteracy Award**

**Seal of Biliteracy Award Record Inserted Successfully.**

**Seal Or Commendation**

**Language of Award**

**Method of Demonstrating English Proficiency**

**Method of Demonstrating Proficiency in Language Other than English**

[Close](#) [Submit](#)

---

**Illinois State Board of Education**

**SIS**

IBM SIS Test User

Home

Student

Search

Request New SID

Multiple SID Merge

Exit Enrollment

[Back To Demographic](#)

**Seal of Biliteracy Award**

SID: 811794379

Legal Last Name: acinotvGHIJQTXY Legal First Name: FirstnameCCRISOB Legal Middle Name:

[Add New](#)

RCDT for Home: 50082189022

SNo	Seal of Biliteracy Award	Language of Award	Method of Demonstrating English Proficiency	Method of Demonstrating Other Than English Proficiency
1	Seal	Turkish	ACTFL Intermediate High on TOEFL, TOEIC, AAPPL or Other.	ACTFL Intermediate High on ISBE approved assessment.

[Delete](#)



**Illinois**  
State Board of  
Education

# Seal of Biliteracy Awards

120

- Run Seal of Biliteracy Awards Reports to verify data

The screenshot displays the SIS (State Information System) interface for the Illinois State Board of Education. The left sidebar contains a navigation menu with the following items: SIS, IBM SIS Test User, Home, Student, Assessment, Adjusted Cohort, Teacher, Early Childhood Transition, Prenatal, Reports (highlighted), Batch File Processing, District Data Verification, and Log Out. The main content area is titled 'Reports' and features a search bar with the text 'sea'. Below the search bar is a 'Student' dropdown menu with 'Bilingual' selected. A table of reports is displayed, with the 'Seal of Biliteracy Awards' report highlighted. The table has columns for the report name and links for 'Summary' and 'Details'.

Report Name	Summary	Details
Seal of Biliteracy Application		Details
Seal of Biliteracy Application Statewide	Summary	
Seal of Biliteracy Awards	Summary	Details



# Seal of Biliteracy Awards

121

## Seal of Biliteracy Awards Summary Report

2021 Seal of Biliteracy Awards (Summary)		4/14/2021 1:30 pm
SIS Home District:		
Selection Criteria: None		
<b>Method of Demonstrating English Proficiency*</b> 01 - English learner student meets the state proficient level on the ACCESS for ELs administered in any of grades 9-12. 02 - Student achieves a "meets" or "exceeds" level in ELA on the state academic assessment administered at the secondary level. 03 - Student obtains a composite score equivalent to Intermediate High or above (ACTFL proficiency levels) on the TOEFL, TOEIC or AAPPL or another standardized assessment meeting the requirements of 1.442(a)(1)(A)(iii) and either subsection (a)(1)(A)(i) or (ii), as applicable (including the ACT or SAT). 04 - English learner student meets the state level for part-time TBE placement on the ACCESS for ELs administered in any of grades 9-12. 05 - Student obtains a composite score equivalent to Intermediate Low or above (ACTFL proficiency levels) on the TOEFL, TOEIC or AAPPL or another standardized assessment meeting the requirements of 1.442(a)(1)(A)(iii) and either subsection (a)(1)(A)(i) or (ii), as applicable.		
<b>Method of Demonstrating Proficiency in Language Other than English**</b> 01 - Student obtains a composite score equivalent to Intermediate High or above (ACTFL proficiency guidelines) on an assessment of reading, writing, listening and speaking in the target language that is accepted by ISBE (or in an assessment of reading in Latin that is accepted by ISBE). 02 - Student obtains a score equivalent to ACTFL Intermediate High level (meeting progress indicators for 12th grade set forth in the Standards for Learning American Sign Language (2014)) or above on an assessment of American Sign Language. The assessment must be designed according to research-based national or international standards for educational testing. 03 - Student demonstrates proficiency equivalent to ACTFL Intermediate High level or above in reading, writing, listening and speaking through the alternative evidence method. 04 - Student obtains a composite score equivalent to Intermediate Low or above (ACTFL proficiency guidelines) on an assessment of reading, writing, listening and speaking in the target language that is accepted by ISBE (or in an assessment of reading in Latin that is accepted by ISBE). 05 - Student obtains a score equivalent to ACTFL Intermediate Low or above on an assessment of American Sign Language. The assessment must be designed according to research-based national or international standards for educational testing. 06 - Student demonstrates proficiency equivalent to Intermediate Low or above (ACTFL proficiency guidelines) through the alternative evidence method.		
		<b>Total</b>
Total Students:		52
Grade Level: 12		52
Gender: Male		1
Gender: Female		51
Award: Commendation (02)		50
Award: Seal (01)		2
Language of Award: Arabic (010)		51
Language of Award: Turkish (032)		1
Method of Demonstrating English Proficiency: 01 *		1
Method of Demonstrating English Proficiency: 03 *		1
Method of Demonstrating English Proficiency: 10 *		50
Method of Demonstrating Proficiency in Language Other than English: 01 **		2
Method of Demonstrating Proficiency in Language Other than English: 06 **		50



# Seal of Biliteracy Awards

122

## Seal of Biliteracy Awards Detail Report

2021 Seal of Biliteracy Awards (Detail)

4/14/20211:32 pm

SIS Home District:

Selection Criteria:NoneSorted By: None Selected

Columns

AGrade

BGender

CRace

DEL

EIDEA Services

FMethod of Demonstrating English Proficiency \*

GMethod of Demonstrating Proficiency in Language Other than English \*\*

Method of Demonstrating English Proficiency\*

01 - English learner student meets the state proficient level on the ACCESS for ELs administered in any of grades 9-12.

02 - Student achieves a "meets" or "exceeds" level in ELA on the state academic assessment administered at the secondary level.

03 - Student obtains a composite score equivalent to Intermediate High or above (ACTFL proficiency levels) on the TOEFL, TOEIC or AAPPL or another standardized assessment meeting the requirements of 1.442(a)(1)(A)(iii) and either subsection (a)(1)(A)(i) or (ii), as applicable (including the ACT or SAT).

04 - English learner student meets the state level for part-time TBE placement on the ACCESS for ELs administered in any of grades 9-12.

05 - Student obtains a composite score equivalent to Intermediate Low or above (ACTFL proficiency levels) on the TOEFL, TOEIC or AAPPL or another standardized assessment meeting the requirements of 1.442(a)(1)(A)(iii) and either subsection (a)(1)(A)(i) or (ii), as applicable.

06 - ACT composite of 21 or above.

07 - Final ELA GPA of 3.0 or above with college credit.

08 - Final ELA GPA of 2.5 or above with college credit.

09 - Score of 5 on the AP English Language and Composition Exam.

10 - Score of 4 on AP English Language and Composition Exam.

Method of Demonstrating Proficiency in Language Other than English\*\*

01 - Student obtains a composite score equivalent to Intermediate High or above (ACTFL proficiency guidelines) on an assessment of reading, writing, listening and speaking in the target language that is accepted by ISBE (or in an assessment of reading in Latin that is accepted by ISBE).

02 - Student obtains a score equivalent to ACTFL Intermediate High level (meeting progress indicators for 12th grade set forth in the Standards for Learning American Sign Language (2014)) or above on an assessment of American Sign Language. The assessment must be designed according to research-based national or international standards for educational testing.

03 - Student demonstrates proficiency equivalent to ACTFL Intermediate High level or above in reading, writing, listening and speaking through the alternative evidence method.

04 - Student obtains a composite score equivalent to Intermediate Low or above (ACTFL proficiency guidelines) on an assessment of reading, writing, listening and speaking in the target language that is accepted by ISBE (or in an assessment of reading in Latin that is accepted by ISBE).

05 - Student obtains a score equivalent to ACTFL Intermediate Low or above on an assessment of American Sign Language.


The assessment must be designed according to research-based national or international standards for educational testing.

06 - Student demonstrates proficiency equivalent to Intermediate Low or above (ACTFL proficiency guidelines) through the alternative evidence method.

Student ID	Name	Birth Date	Award	Language of Award	A	B	C	D	E	F	G
acino7vGHUQTXy, FirstnameCCRISOB		09/08/2002	Seal	Turkish	12	F	17	N	N	03	01
acmmuyzABCEGIKORW, FirstnameCCRISOB		09/02/2002	Commendation	Arabic	12	F	17	N	N	10	06
adilqrAFHJMSUZ, FirstnameCCRISOB		09/23/2002	Commendation	Arabic	12	F	17	N	N	10	06
aejwxzBEJMWY, FirstnameCCRISOB		09/13/2002	Commendation	Arabic	12	F	17	N	N	10	06
afiszABEMQRUX, FirstnameCCRISOB		09/03/2002	Commendation	Arabic	12	F	17	N	N	10	06
afkoqrwBEHQUZ, FirstnameCCRISOB		09/14/2002	Commendation	Arabic	12	F	17	N	N	10	06



Illinois  
State Board of  
Education



# Illinois State Board of Education

## School Year 2022 Changes

# August 1, 2021 Changes

124

- Detention Center collection
- More details coming in later this summer.
  - TAOEP (Truant Alternative and Optional Education Program) collection (Details coming early July)
  - Work Based Learning Course Collection (Details coming October)
  - CCRI update – Career Pathways (Details coming October)


# August 1, 2021 Changes

125

- Detention Center Collection
  - 23 Detention Centers each located within 17 districts
    - The district where the detention center is located is responsible for submitting the detention center records
  - Districts no longer need to exit student enrollments for students going to a detention center unless the local policy dictates
- Details will be posted by end of week to the SIS website.
  - <https://www.isbe.net/Pages/Student-Information-System.aspx>



# Online Detention Center

**Illinois**  
State Board of Education

Helpful Resources ▾ Contact Technical Support ▾

SIS

IBM SIS Test User 4 ▾

Home

Student ▾

Search

Request New SID

Multiple SID Merge

Exit Enrollment

Assessment ▾

Adjusted Cohort

Teacher

Early Childhood Transition

Prenatal

Reports

Log Out

Search SID

SID

OR



Legal Last Name

Legal First Name



Date of Birth (mm/dd/yyyy)

Gender

Search

Agency Information   Accessibility Privacy Policy Careers at ISBE

# Detention Center Selection Results



Helpful Resources ▾ Contact Technical Support ▾

SIS

IBM SIS Test User 4 ▾

Home

Student ▾

Search

Request New SID

Multiple SID Merge

Exit Enrollment

Assessment ▾

Adjusted Cohort

Teacher

Early Childhood Transition

Prenatal

Reports

Log Out ↗

◀ Back To Search

Search SID - Potential Match Summary

Search Criteria:

SID	Last Name	First Name	DOB	Gender
990586018				

Search Results: 1 potential student matches found.

SID	Last Name	First Name	Middle Name	DOB	Gender	Race/Ethnicity	Birth Place Name	Native Language	Action
990586018	Washington	George		11/11/2003	Male	White		English	Select

Agency Information

🐦

f

Accessibility

Privacy Policy

Careers at ISBE

# A New Services tab!

The screenshot displays the SIS interface for the Illinois State Board of Education. On the left is a dark blue sidebar with a menu including 'Home', 'Student', 'Assessment', 'Adjusted Cohort', 'Teacher', 'Early Childhood Transition', 'Prenatal', 'Reports', and 'Log Out'. The top header shows the 'Illinois State Board of Education' logo and navigation links for 'Helpful Resources' and 'Contact Technical Support'. The main content area features a tabbed interface with 'Demographic', 'Enrollments', 'Program Indicators', and the newly added 'Services' tab. Below the tabs, a student record for SID 990586018 is shown, with fields for 'Legal Last Name: Washington', 'Legal First Name: George', and 'Legal Middle Name:'. Under the 'Services' tab, a 'Detention Center' entry is listed with a 'View Details' link. A large red arrow points to this 'View Details' link. The footer contains links for 'Agency Information', 'Accessibility', 'Privacy Policy', and 'Careers at ISBE'.





# Detention Center Student History

The screenshot displays the SIS interface for the Illinois State Board of Education. The left sidebar contains navigation links: SIS, IBM SIS Test User 4, Home, Student, Search, Request New SID, Multiple SID Merge, Exit Enrollment, Assessment, and Log Out. The top right corner features links for Helpful Resources and Contact Technical Support. The main content area is titled 'Detention Center' and shows the following student information:

SID: 990586018			
Legal Last Name: Washington		Legal First Name: George	
Legal Middle Name:			
Date of Birth	11/11/2003	Gender	Male

Below the table, a message states: "No detention Center records for this enrollee."

At the bottom of the page, there are links for Agency Information, Accessibility, Privacy Policy, and Careers at ISBE.



# Detention Center Add

Detention Center

Service Start

MM/DD/YYYY

Service End

MM/DD/YYYY

School Year

2021

Grade

10



Cancel

Save



**Illinois**  
State Board of  
Education

# Detention Center Addition Result

**Illinois**  
State Board of Education

Helpful Resources ▾ Contact Technical Support ▾

**SIS**

IBM SIS Test User 4 ▾

Home

Student ▾

Search

Request New SID

Multiple SID Merge

Exit Enrollment

Assessment ▾

Log Out ↗



< Back To Services



**Detention Center** +

SID: 990586018

Legal Last Name: Washington Legal First Name: George Legal Middle Name:

Date of Birth 11/11/2003 Gender Male

Detention CTR	Service Start	Service End	School Year	Grade	
150162990253600	03/01/2019	03/03/2021	2021	12	 

Agency Information   Accessibility Privacy Policy Careers at ISBE

**Illinois**  
State Board of  
Education

# Detention Center Edit

Detention Center

150162990253600

Service Start

03/01/2019

Service End

03/03/2021

School Year

2021

Grade



12

Cancel

Save



# Detention Center Edit Result

**Illinois**  
State Board of Education

Helpful Resources ▾ Contact Technical Support ▾

**SIS**

IBM SIS Test User 4 ▾

Home

Student ▾

Search

Request New SID

Multiple SID Merge

Exit Enrollment

Assessment ▾

Log Out ↗

< Back To Services

**Detention Center** +

SID: 990586018



Legal Last Name: Washington



Legal First Name: George

Legal Middle Name:

Date of Birth: 11/11/2003

Gender: Male

Detention CTR	Service Start	Service End	School Year	Grade	
150162990253600	03/01/2021	03/03/2021	2021	12	 

Agency Information   Accessibility Privacy Policy Careers at ISBE



# Detention Center Delete

Detention Center 150162990253600

Service Start 03/01/2021

Service End 03/03/2021

School Year 2021



Grade 12

Please confirm this record is to be deleted

Cancel

Delete


# Detention Center Student History


**Illinois**  
State Board of Education

Helpful Resources ▾ Contact Technical Support ▾

**SIS**

IBM SIS Test User 4 ▾

 Home


 Student ▾


Search

Request New SID


Multiple SID Merge

Exit Enrollment

 Assessment ▾

Log Out 

[Back To](#) [Services](#)

**Detention Center** 

SID: 990586018

Legal Last Name: Washington

Legal First Name: George



Legal Middle Name:

Date of Birth11/11/2003


Gender

Male

No detention Center records for this enrollee.

[Agency Information](#)   [Accessibility](#) [Privacy Policy](#) [Careers at ISBE](#)





# Illinois State Board of Education

## Upcoming Key Dates



# Upcoming Key Dates

137

<u>Activity</u>	<u>Dates</u>
Last Day of ACCESS Preliminary Data Review	November 19, 2021 4:00 p.m. <b>Deadline</b>
Student and Teacher Course Assignment data due	July 31, 2021
Birth to 3 data submissions finalized	
Caregiver Demographic data (Birth to 3) submissions finalized	
College Course Assignment data submissions finalized	
Early Childhood data submissions finalized	
Early Childhood Outcomes data submissions finalized	
EL data submissions finalized	

# Upcoming Key Dates

138


<u>Activity</u>	<u>Dates</u>
EL Screener data submissions finalized	<b>July 31, 2021</b>
Homeless data submissions finalized	
Immigrant data submissions finalized	
Outside Course Assignments data submissions finalized	
Prenatal data submissions finalized	
Regional Safe Schools Program (RSSP) data submissions finalized	
Service Provider data submissions finalized	
Student Address data submissions finalized	
Student Course Assignment data submissions finalized	
Student Discipline data submissions finalized	
Teacher Course Assignment data submissions finalized	



# Upcoming Key Dates

139

<u>Activity</u>	<u>Dates</u>
Adjusted Cohort Graduation Rates Finalized	August 13, 2021 4:00 p.m. <b>Deadline</b>
Gifted and Accelerated data submissions finalized	
9 <sup>th</sup> Grade on Track Finalized	
Percent 8th Graders Taking Algebra I Finalized	
Advanced Coursework (IB, AP, and Dual Credit) Finalized	
Student Mobility Finalized	
Student Attendance data Finalized	
Chronic Absenteeism Finalized	
ACCESS Last Day of Corrections for the Purpose of Accountability and School Report Card for SY 2021	December 21, 2021



# Illinois State Board of Education

## Districts' Next Steps

# Districts' Next Steps


141

- Exit 2021 school year enrollment records by 4:00 p.m., on July 31, 2021
  - EL data is due
  - EL Screener data is due
  - Early Childhood Outcomes data is due
  - Early Childhood Course Programs and Providers
  - Homeless data is due
  - Eligible for Immigrant Student Program (Country of Birth) data is due
  - Birth to 3 data is due
  - Caregiver data is due
  - RSSP data is due
  - Student Course Assignments Grades 3-12
- Run reports and verify student data are accurate and complete!
- Provide all Student Discipline records by 4:00 p.m., on July 31, 2021.

# Districts' Next Steps

142

- Provide all Student Course Assignment data (Grades Pre-K - 12)
- Provide all Teacher Course Assignment data (Grades Pre-K - 12)
- Finalize Report Card Data in SIS
  - Adjusted Cohort Graduation Rate
  - Advanced Coursework
  - Chronic Absenteeism
  - Chronic Truancy
  - Freshman on Track
  - Percent of 8th Graders Taking Algebra I
  - Student Attendance Data
  - Student Mobility
- Prepare for 2022 School Year changes
- Sign up appropriate personnel for upcoming ISBE SIS training sessions



# Illinois State Board of Education

## Where to Direct Questions

# Where to Direct Questions

144

## ISBE Help Desk

- (217) 558-3600 - Option 3
- [help@isbe.net](mailto:help@isbe.net)
  - SIS Policy Questions will be directed to the proper department at ISBE
  - SIS Technical Questions will be directed to the IBM team



# Where to Direct Questions


145

- ISBE SIS Resource Materials
  - Located on the ISBE SIS webpage at <https://www.isbe.net/Pages/Student-Information-System.aspx>
  - ISBE SIS Announcements
    - User Manual
    - File Format Layouts
    - Excel Templates
    - Tips for Completing (Data Collection Name) Template
    - Steps for Creating and Uploading (Data Collection Name)
    - Data Elements and Validations Documents
    - Past Webinars and Trainings
    - Questions and Answers

# Where to Direct Questions


146

**Notice - This Webinar is being recorded.  
Please do not provide any Student, Personal, or  
Vendor information.**



# Illinois State Board of Education

## Questions



# Illinois State Board of Education

Thank You!