



Illinois State Board of Education

End of Year 2019 Report Card Data Verification

Student Information System

May 21, 2019



Notice – This Webinar Is Being Recorded!

2

**This Webinar is being recorded.
Please do not provide any Student, Personal, or
Vendor information.**

Webinar Tips

3

Tips for Listening

Computer speakers

Headset connected to a computer

Telephone

Tips for Speaking

Make sure you have a microphone plugged in or the computer you are using has a microphone before raising your hand.

Make sure all audio settings in the computer are un-muted and speakers are turned down before talking.

Question & Answer

Question & Answer Session will be held at the end of the Webinar.

Raise your hand to ask a question.

All text messages are logged.

Text questions will be posted in a Q & A document after the Webinar.

If you are using a telephone, the audio pin number must be typed in correctly before you can talk.

Troubleshooting

If you are disconnected from the Webinar at any time, you can click the link that was provided to you in your email or you can re-register for the Webinar to gain access.

If you are listening via telephone and close out of the Webinar on your computer, you will be disconnected.

Agenda

4

- Welcome / Introductions
- End of School Year 2019 Tasks
- End of the Year Report Card and Accountability Verification
 - Adjusted Cohort Graduation Rate
 - Advanced Coursework
 - Chronic Absenteeism
 - Chronic Truancy
 - Freshman on Track
 - Percent of 8th Graders Taking Algebra I
 - Student Attendance Data
 - Student Mobility



Agenda

5

- School Year 2019 Updates
- Planning for School Year 2020 Updates
- Upcoming Key Dates
- SIS Summer Training
- Districts' Next Steps
- ISBE SIS Resources
- ISBE Contact Information
- Questions & Answers



Welcome / Introductions

6

Presenters

- **Adam Lowery**
IBM SIS Project Manager
- **Lindsay DeRosa**
IBM SIS Business Analyst
- **Ellie Howard**
ISBE SIS Business Analyst
- **Tandi Turner**
ISBE SIS Business Analyst

ISBE Key Team Members

- **John Shake**
Director of Information Systems
- **Madan Damodaran**
Division Supervisor, Information Technology
- **Patrick Payne**
Director, Data Strategies and Analytics

Other Members of the SIS Team

- **Neli Kelley**
IBM SIS Development Team
- **Amsa Easwaran**
IBM SIS Development Team
- **Pavi Shetty**
ISBE SIS Business Analyst
- **Don Finch**
ISBE SIS IT Technical Lead



ISBE SIS Resources

7

Resource documents are readily available:

- Located on the ISBE SIS webpage at <https://www.isbe.net/Pages/Student-Information-System.aspx>
 - ISBE SIS Announcements
 - User Manual
 - Data Elements and Validations Document
 - File Format Layouts
 - Excel Templates
 - Tips for Completing (*Data Collection Name*) Template
 - Steps for Creating and Uploading (*Data Collection Name*)
 - Past Webinars and Trainings
 - Questions and Answers

The Report Card Timeline



- Data Submission: Now through July
- District Review: Now through August
- Data Finalization: August and September
- Publish Report: October

2019 Key Dates

- July 1: District Review Kickoff
 - Business Rules Available
 - Metric Definitions Available
 - Data Verification and MyIRC Preview
- July 31: Data Deadlines
 - Year End Collection
 - SIS - Enrollment Exit
- Aug. 15: Data Deadlines
 - EIS - Salary
 - SIS – Adjusted Cohorts Graduation Rate, Advanced Coursework (IB, AP, and Dual Credit), Chronic Absenteeism, Chronic Truancy, Freshman on Track, Percent 8th Graders Taking Algebra, Student Attendance, Student Mobility
 - Site-Based Expenditure
- Aug. 16: Data Deadlines
 - Assessment Corrections
- Sept. 7: District Signoff
- Oct. 1: SY 2019 Summative Designation / Superintendent Preview
- Oct. 15: Principal Preview
- Oct. 30: Report Card Release



Related Webinars

- [Previous Recorded Report Card Webinars](#)
- May 28: Report Card Open Forum
- June 4: Charter School Teacher Salary in EIS
- June 11: MyIRC – Data Review and Verification Tool
- June 18: EIS – Salary, Evaluations, and Days Absent
- July 9: Data Quality Audits
- July 16: Report Card Open Forum
- July 30: Site-Based Expenditure Reporting Open Forum
 - www.isbe.net/site-based for other resources





Illinois State Board of Education

End of School Year 2019 Tasks

End of School Year 2019 Tasks

12

- What is required before exiting students?
- What can be provided after the student has been exited?
- Verify data used for Report Card and Accountability



End of School Year 2019 Tasks

13

- What is required before exiting students?
 - Birth to 3 data
 - Caregiver Demographic data (Birth to 3)
 - Early Childhood Outcomes Entry and Progress Rating for Pre-K students with IEPs
 - Early Childhood Student Course Assignments
 - EL Information
 - EL Screener
 - Homeless data
 - Immigrant data
 - Regional Safe School Program (RSSP) data
 - Student Address data (Students with IDEA Services='Yes' only)
 - Grades 3-12 Courses Missing Final Letter Grade

End of School Year 2019 Tasks

14

Reference the Current Enrollment Data Completion Status chart on the Dashboard to determine what data are required before exiting students.

Collection	Total Required	Complete	% Complete
Prenatal	0	0	-
Birth To 3	0	0	-
Birth To 3 Caregiver Demographics	0	0	-
Early Childhood Outcomes (ECO) Entry	37	9	24%
Early Childhood Outcomes (ECO) Progress	6	0	0%
Early Childhood Student Count	446	437	97%
Early Childhood Course Assignments	501	207	41%
English Learners (EL)	39	39	100%
EL Screener	12	12	100%
Homeless	325	313	96%
Eligible for Immigrant Student Program	565	561	99%
Student Address for NEW IDEA students	680	655	96%
Regional Safe Schools Program (RSSP)	11	8	72%
Student Discipline	NA	663	NA
Secondary Courses Missing Final Letter Grade	1531	0	0%

End of School Year 2019 Tasks

15

- Exit All Enrollments
 - All 2019 Enrollment records must be exited by 4:00 p.m. July 31, 2019
 - We recommend all students are exited immediately after their last day of school
 - The exit date should be the last FULL day the student was scheduled to receive educational services, regardless of whether the student was in attendance or absent that day
 - **However, if you have students taking summer classes or Extended School Year (ESY), please wait to exit those students until after they finish their classes**
 - Students can not re-enroll after they graduate (i.e., if exit code 06 was used).
- Exit enrollment records online (individual records, one at a time) or via the batch file process (multiple records at once)
 - Online Process
 - Use the SIS Exit Enrollment screen
 - Batch File Process
 - Upload Exit Enrollment File via Batch Upload in SIS



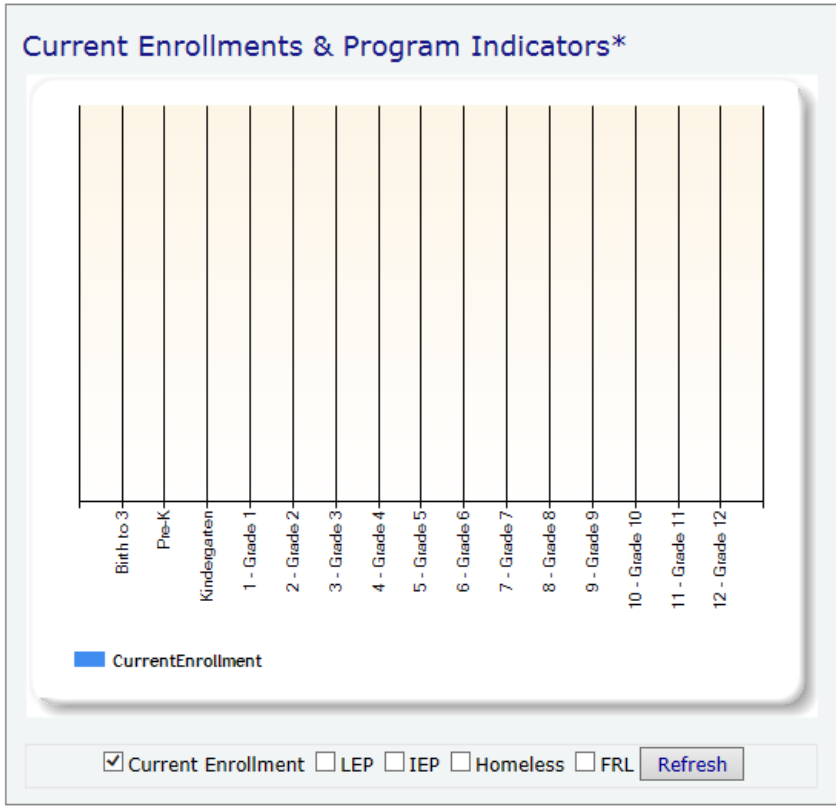
End of School Year 2019 Tasks

16

- Verify all 2019 enrollments have been exited
 - View the Enrollment reports in ISBE SIS
 - Use the Reports screen
 - Expand the Demographics and Enrollment section and then select the Enrollment - Summary link
 - Ensure the following report criteria are selected
 - **2019 – Active Enrollments Only**
 - Home School
 - Press View Report or Create PDF Report
 - If the Count in any Grade listed in the report is not 0, run the Student Enrollment Detail Report and exit the identified record(s)

End of School Year 2019 Tasks

Refer to Dashboard for Current Enrollments & Program Indicators to ensure all students are exited



End of School Year 2019 Tasks

18

- What can be provided after the student has been exited?
- Student Discipline Groups Data
 - All discipline groups data must be reported by July 31, 2019, at 4:00 p.m.
 - The disciplinary action must have occurred during the student's time of enrollment in your district, but the student does not need to be currently actively enrolled in your district.
- Teacher Course Assignment
 - All teacher course data must be reported after completion of the course
- Student Course Assignment
 - All student course data must be reported after completion of the course
- Student Attendance Data
 - All Student Attendance Data must be accurate for Report Card





Illinois State Board of Education

End of the Year Report Card and Accountability Verification

End of School Year 2019 Tasks

20

- Verify data used for Report Card and Accountability
 - Adjusted Cohort Graduation Rate
 - Advanced Coursework
 - Chronic Absenteeism
 - Chronic Truancy
 - Freshman on Track
 - Percent of 8th Graders Taking Algebra I
 - Student Attendance Data
 - Student Mobility



End of School Year 2019 Tasks

21

- Verify data used for Report Card and Accountability
 - Student Course Assignments **MUST** have a final letter grade before reviewing the following reports:
 - Advanced Coursework
 - Freshman On Track
 - Percent of 8th Graders taking Algebra I



End of School Year 2019 Tasks

22

- Verify data used for Report Card and Accountability
 - Exit all student enrollments before verifying the following reports:
 - Adjusted Cohort Graduation Rate reports
 - Chronic Absenteeism
 - Chronic Truancy
 - Student Attendance Data
 - Student Mobility



Illinois State Board of Education

Adjusted Cohort Graduation Rate

Adjusted Cohort Graduation Rate

24

- Adjusted Cohort Graduation Rate
- The 2019 adjusted cohort graduation rate will be calculated based on SIS data.
- Because the related information will be derived from student information, the accuracy of data reported to SIS becomes even more significant. The adjusted cohort graduation rate will be calculated based on student enrollments and upon proper identification of Enrollment Exit Codes.
- The Cohort Enrollment Exit Type Code is essential in providing an accurate measure of high school graduation data. The Cohort Enrollment Exit Type Code is initially set to the student's general Enrollment Exit Type Code, but it can be updated (as appropriate) through the related online screens.
- Cohort Enrollment Exit Type Codes fall into 3 categories (Graduates, Non-Graduates, and "Removed from Cohort") that are used in calculating the adjusted cohort graduation rate.



Adjusted Cohort Graduation Rate

Online

- Adjusted Cohort Graduation Rate - Search Screen


The screenshot shows the 'Adjusted Cohort Graduation Rate' search screen in the Student Information System. The page has a blue header with the Illinois State Board of Education logo and the text 'Student Information System Adjusted Cohort Graduation Rate'. A navigation menu on the left includes 'Home', 'Student', 'Search SID', 'Request New SID', 'Exit Enrollment', 'Assessment Pre-ID', 'Assessment Correction', 'Adjusted Cohorts', 'Teacher', 'Batch Files', 'Reports', 'Help', and 'Log Out'. The main content area contains instructions: 'To update an exit for Graduation Rate please provide the SID and at least one of the following: 1. Last Name, 2. First Name (OR) 3. Date of Birth. Then click the 'Search' button.' Below these instructions are three input fields: one for '*SID', one for '*Legal Last Name', and one for '*Legal First Name'. A 'Search' button is located below the input fields. The page also includes a footer with contact information and a copyright notice.



Adjusted Cohort Graduation Rate

Online

- Adjusted Cohort Graduation Rate



Illinois State Board of Education

SIS HOME | ISBE HOME | LOGO

SESSION TIMEOUT 19:5

Login: IBM_TEST_4

Home

Student

Search SID

Request New SID

Exit Enrollment

Assessment Pre-ID

Assessment Correction

Assessment Unassigned

Adjusted Cohorts

Evidence Based Funding

Prenatal

Early Childhood Transition

PA 100 - 105

Teacher

Batch Files

Reports

Help

Log Out

Student Information System

Adjusted Cohort Graduation Rate

SID : 123456789 **Legal Last Name :** SMITH **Legal First Name :** JOHN **Date Of Birth :** 10/30/1999

Student Enrollment

Enrollment Type	Re-entry to the same school	School Year	2018
RCDTS for Home	123456789012345	RCDTS for Serving	500821890220043
Enrollment Grade Level	12 - Grade 12	PDA	1.00
Enrollment Date	08/17/2017	Exit Date	05/30/2018

Cohort Graduation Data


1st School Year in Grade 9 2016

Enrollment Exit Type Graduated with regular, advanced, International Baccalaureate, or other type

Adjusted Cohort Graduation Rate

Online

- Adjusted Cohort Graduation Rate



Illinois State Board of Education

SIS HOME | ISBE HOME | LOGO


Student Information System

Adjusted Cohort Graduation Rate

SESSION TIMEOUT 19:5

Login: IBM_TEST_4

Home

Student 

Search SID

Request New SID

Exit Enrollment

Assessment Pre-ID

Assessment Correction

Assessment Unassigned

Adjusted Cohorts

Evidence Based Funding

Prenatal

Early Childhood Transition

PA 100 - 105

Teacher

Batch Files

Reports

Help

Log Out

SID : 123456789

Legal Last Name : SMITH **Legal First Name :** JOHN **Date Of Birth :** 10/30/1999

Student Enrollment

Enrollment Type	Re-entry to the same school	School Year	2018
RCDTS for Home	123456789012345	RCDTS for Serving	500821890220043
Enrollment Grade Level	12 - Grade 12	PDA	1.00
Enrollment Date	08/17/2017	Exit Date	05/30/2018

Cohort Graduation Data

1st School Year in Grade 9 2016

Enrollment Exit Type Graduated with regular, advanced, International Baccalaureate, or other type

Adjusted Cohort Graduation Rate

Online

- Adjusted Cohort Graduation Rate - Verify Screen

Illinois State Board of Education

Student Information System
Adjusted Cohort Graduation Rate

STIS HOME | ISSE HOME | LOGG

SESSION TIMEOUT 19:5

Login: IBM_TEST_4

Home

Student

Search SID

Request New SID

Exit Enrollment

Assessment Pre-ID

Assessment Correction

Assessment Unassigned

Adjusted Cohorts

Evidence Based Funding

Prenatal

Early Childhood Transition

PA 100 - 105

Teacher

Batch Files

Reports

Help

Log Out

SID : 123456789
Legal Last Name : SMITH
Legal First Name : JOHN
Date Of Birth : 10/30/1999

Student Enrollment

Enrollment Type	Re-entry to the same school	School Year	2018
RCDTS for Home	123456789012345	RCDTS for Serving	500821890220043
Enrollment Grade Level	12 - Grade 12	PDA	1.00
Enrollment Date	08/17/2017	Exit Date	05/30/2018

Cohort Graduation Data

1st School Year in Grade 9 2016

Enrollment Exit Type Graduated with regular, advanced, International Baccalaureate, or other type

I have verified local evidence supporting my selection.



Adjusted Cohort Graduation Rate

- Adjusted Cohort Graduation Rate Overview - Summary

Illinois State Board of Education

Student Information System
View Report

Log In: IBM_TEST_3

Home

Student

Search SID

Request New SID

Exit Enrollment

Assessment Pre-ID

Assessment Correction

Adjusted Cohorts

Teacher

Batch Files

Reports

Help

Log Out

Student

- Assessments (Pre-Id, Assessment Correction, Scores ISAT, IAA, PSAE, PARCC, DLM-AA)
- Bilingual (ELL Screener, ELL ACCESS)
- Demographics and Enrollment (Demographics, Enrollment, Current vs. Previous Enrollment)
- Discipline
- Early Learning (Birth to 3, Early Childhood, Early Childhood Outcomes, Pre-K Follow-Up)
- Homeless
- Individual Student
- Regional Safe School

Course Assignments

- Student and Teacher Reports (Course Assignments, Outside Courses, College Courses)
- Missing Courses

State Reporting

- Fall Enrollment Counts [Summary](#)
- Homeless Counts [Summary](#)
- Report Card and Accountability Reports**
 - Percent 8th Graders Taking Algebra I [Detail](#)
 - Freshman On Track [Detail](#)
 - Adjusted Cohort Graduation Rate**
 - Rate Overview** [Summary](#)
 - Rate By Subgroup [Summary](#)
 - Student Detail by Cohort Category [Summary](#)
 - Rate by Exit Type Code [Summary](#) [Detail](#)
 - SIS Calculated First Year 9th Grade [Detail](#)
 - Homeless Graduation Rate [Summary](#) [Detail](#)
- End of Year Reports**
 - Student Suspensions [Summary](#)
 - Student Expulsions [Summary](#)
 - High School Dropouts [Summary](#)
 - High School Graduates [Summary](#)
 - Student Discipline [Summary](#) [Detail](#)
- Miscellaneous Reporting** (Multiple SID, Closed Schools, Missing Persons)

Have questions or need help? Contact our Call Center (217)558-3600 between 7:00am - 5:00pm CST, Monday - Friday or Click here to Contact Us

Copyright © 2003-2016 Illinois State Board of Education



Adjusted Cohort Graduation Rate

- Adjusted Cohort Graduation Rate Overview – Summary

Adjusted Cohort Graduation Rate for School Year 2019

Home District: 12345678901		ISBE SD 101		4 year cohort year = 2016		
0.51%	Graduates	2	Graduates	2	Original Cohort Member	2
					Transfer In	0
	Graduates + Non-Graduates	390	Original Cohort Member	483	Graduates	2
					Non-Graduates	355
					Transfers Out	126
			+ Transfer In	47	Graduates	0
	Non-Graduates	33				
	Transfers Out	14				
	- Transfer Out	140	Verified by State	83		
			Verified by School District	57		

Adjusted Cohort Graduation Rate

- Adjusted Cohort Graduation Rate By Subgroup - Summary

Illinois State Board of Education Student Information System View Report

Home Student Search SID Request New SID Exit Enrollment Assessment Pre-ID Assessment Correction Adjusted Cohorts Teacher Batch Files Reports Help Log Out

- Student
 - Assessments (Pre-Id, Assessment Correction, Scores IEAT, IAA, PSAE, PARCC, DLM-AA)
 - Bilingual (ELL Screener, ELL, ACCESS)
 - Demographics and Enrollment (Demographics, Enrollment, Current vs. Previous Enrollment)
 - Discipline
 - Early Learning (Birth to 3, Early Childhood, Early Childhood Outcomes, Pre-K Follow-Up)
 - Homeless
 - Individual Student
 - Regional Safe School
- Course Assignments
 - Student and Teacher Reports (Course Assignments, Outside Courses, College Courses)
 - Missing Courses
- State Reporting
 - Fall Enrollment Counts [Summary](#)
 - Homeless Counts [Summary](#)
 - Report Card and Accountability Reports
 - Percent 8th Graders Taking Algebra I [Detail](#)
 - Freshman On Track [Detail](#)
 - Adjusted Cohort Graduation Rate
 - Rate Overview [Summary](#)
 - Rate By Subgroup [Summary](#)
 - Student Detail by Cohort Category [Summary](#)
 - Rate by Exit Type Code [Summary](#) [Detail](#)
 - SIS Calculated First Year 9th Grade [Detail](#)
 - Homeless Graduation Rate [Summary](#) [Detail](#)
 - End of Year Reports
 - Student Suspensions [Summary](#)
 - Student Expulsions [Summary](#)
 - High School Dropouts [Summary](#)
 - High School Graduates [Summary](#)
 - Student Discipline [Summary](#) [Detail](#)
- Miscellaneous Reporting (Multiple SID, Closed Schools, Missing Persons)

Have questions or need help? Contact our Call Center (217)558-3600 between 7:00am - 5:00pm CST, Monday - Friday or Click here to Contact Us
Copyright © 2023-2016 Illinois State Board of Education



Adjusted Cohort Graduation Rate

- Adjusted Cohort Graduation Rate By Subgroup - Summary

Adjusted Cohort Graduation Rate by Subgroup						
Home District: 12345678901		ISBE SD 101			4 year cohort year = 2016	
Total	Graduates	Cohort			Adjusted	Graduation Rate
		Original	+ Transfer In	- Transfer Out		
	2	483	47	140	390	0.51%
Female						
	1	235	19	50	204	0.49%
Male						
	1	248	28	90	186	0.54%
Race						
Hispanic or Latino	0	10	1	4	7	0.00%
American Indian or Alaska Native	0	1	0	1	0	0.00%
Asian	0	0	0	0	0	0.00%
Black or African American	2	460	41	121	380	0.53%
Native Hawaiian or Other Pacific Islander	0	0	0	0	0	0.00%
White	0	10	5	12	3	0.00%
Two or More Races	0	2	0	2	0	0.00%
Total	2	483	47	140	390	0.51%
IDEA Services						
	0	98	9	32	75	0.00%
EL						
	0	2	0	1	1	0.00%
FRL						
	2	447	33	116	364	0.55%



Adjusted Cohort Graduation Rate

- Adjusted Cohort Graduation Rate By Cohort Category - Summary

The screenshot displays the Illinois State Board of Education Student Information System interface. The top navigation bar includes the logo, the text "Illinois State Board of Education", the title "Student Information System", and the subtitle "View Report". A user login "Login: IBM_TEST_3" is visible in the top left, and "SESSION TIMEOUT" is in the top right.

The left sidebar contains a navigation menu with the following items: Home, Student, Search SID, Request New SID, Exit Enrollment, Assessment Pre-ID, Assessment Correction, Adjusted Cohorts, Teacher, Batch Files, Reports, Help, and Log Out. The "Reports" item is highlighted with a red box.

The main content area shows a tree view of reporting categories. The "State Reporting" category is expanded and highlighted with a red box. It includes the following sub-items:

- Fall Enrollment Counts (Summary)
- Homeless Counts (Summary)
- Report Card and Accountability Reports
 - Percent 8th Graders Taking Algebra I (Detail)
 - Freshman On Track (Detail)
- Adjusted Cohort Graduation Rate
 - Rate Overview (Summary)
 - Rate By Subgroup (Summary)
 - Student Detail by Cohort Category (Summary, Detail) - This item is highlighted with a red box.
 - Rate by Exit Type Code (Summary, Detail)
 - SIS Calculated First Year 9th Grade (Detail)
 - Homeless Graduation Rate (Summary, Detail)
- End of Year Reports
 - Student Suspensions (Summary)
 - Student Expulsions (Summary)
 - High School Dropouts (Summary)
 - High School Graduates (Summary)
 - Student Discipline (Summary, Detail)
- Miscellaneous Reporting (Multiple SID, Closed Schools, Missing Persons)

At the bottom of the page, a footer contains the text: "Have questions or need help? Contact our Call Center (217)558-3600 between 7:00am - 5:00pm CST, Monday - Friday or Click here to Contact Us".



Adjusted Cohort Graduation Rate

- Adjusted Cohort Graduation Rate By Cohort Category - Summary**

Adjusted Cohort Graduation Rate Student Detail by Cohort Category												
SIS Home District: 12345678901 ISBE SD 101										4 year cohort year = 2016		
Original Cohort Member												
Student ID	Name	Gender	Race	9th Grade Home RCDTS	EL	IDEA Services	FRL	Last Exited Enrollment in SIS				
								Grade	Year	Home RCDTS	Exit Code	Final Outcome
123456789	Smith, Test	M	14	500821890220043	N	N	Y	12	2018	123456789012345	06	Graduated
123456789	Smith, Test	M	14	500821890220043	N	Y	Y	11	2018	123456789012345	06	Graduated
123456789	Smith, Test	F	14	500821890220043	N	Y	Y	12	2019	123456789012345	17	Non-Graduated



Adjusted Cohort Graduation Rate

- Adjust Cohort Graduation Rate By Exit Type Code - Summary

The screenshot displays the Illinois State Board of Education Student Information System interface. The top navigation bar includes the logo, the text "Illinois State Board of Education", the title "Student Information System", and the subtitle "View Report". A user login "Login: IBM_TEST_3" is visible in the top left, and "SESSION TIMEOUT" is in the top right.

The left sidebar contains a navigation menu with the following items: Home, Student (with a search icon), Search SID, Request New SID, Exit Enrollment, Assessment Pre-ID (with a search icon), Assessment Correction (with a search icon), Adjusted Cohorts, Teacher, Batch Files (with a search icon), Reports (highlighted with a red box), Help, and Log Out.

The main content area is titled "Student" and contains a tree view of reporting categories. The "State Reporting" category is expanded and highlighted with a red box. Under "State Reporting", the following items are listed:

- Fall Enrollment Counts (Summary)
- Homeless Counts (Summary)
- Report Card and Accountability Reports
 - Percent 8th Graders Taking Algebra I (Detail)
 - Freshman On Track (Detail)
- Adjusted Cohort Graduation Rate
 - Rate Overview (Summary)
 - Rate By Subgroup (Summary)
 - Student Detail by Cohort Category (Summary)
 - Rate by Exit Type Code (Summary, Detail) (highlighted with a red box)
 - SIS Calculated First Year 9th Grade (Detail)
 - Homeless Graduation Rate (Summary, Detail)
- End of Year Reports
 - Student Suspensions (Summary)
 - Student Expulsions (Summary)
 - High School Dropouts (Summary)
 - High School Graduates (Summary)
 - Student Discipline (Summary, Detail)
- Miscellaneous Reporting (Multiple SID, Closed Schools, Missing Persons)

At the bottom of the page, there is a footer with the text: "Have questions or need help? Contact our Call Center (217)358-3600 between 7:00am - 5:00pm CST, Monday - Friday or Click here to Contact Us" and "Copyright © 2007-2016 Illinois State Board of Education".



Adjusted Cohort Graduation Rate

- Adjusted Cohort Graduation Rate - Summary

Adjusted Cohort Graduation Rate By Exit Type Code				5/20/2019 10:31 am			
School Year 2019							
This Cohort Consist of Students Whose 1st Year in 9th Grade Was School Year 2016							
SIS Home District: 12345678901 ISBE SD 101							
Selection Criteria: Year In Cohort = 4							
0.51 % Adjusted Cohort Graduation Rate							
Adjusted Cohort Graduation Rate = Total Graduates / (Total Graduates + Non-Graduates)							
	Graduates	Non-Graduates	Removed from Cohort (Not Enrolled)	History of Cohort			
				2016	2017	2018	2019
Aged Out	0	0	0	0	0	0	0
Certificate of Completion	0	0	0	0	0	0	0
Change in Serving School or Percent of Day Attended (PDA)	0	35	0	1	4	0	30
Death	0	0	3	0	1	0	2
Dropped Out	0	16	0	0	3	3	10
Expulsion	0	9	0	1	2	3	3
Graduated with regular, advanced, International Baccalaureate, or other type of diploma	2	0	0	0	0	2	0
Medical Non-Compliance	0	0	0	0	0	0	0
Moved Out of the United States	0	0	0	0	0	0	0
Moved, not known to be continuing	0	22	0	3	5	8	6
Promotion	0	276	0	4	7	261	4
Retained in same grade	0	12	0	3	5	3	1
Transfer to another public school district	0	0	0	0	0	0	0
Transfer to another public school district IN Illinois	0	0	21	0	1	7	13
Transfer to another public school district OUT of Illinois	0	0	25	7	7	5	6
Transfer to another public school within the district	0	9	0	1	1	1	6
Transfer to GED program	0	7	0	1	2	3	1
Transfer to Home Schooled	0	0	1	0	0	0	1
Transfer to Private School	0	0	7	0	0	2	5
Victim of a Violent Crime	0	0	0	0	0	0	0
TOTAL	2	388	57	21	38	298	90
SIS Calculated First Year 9th Grade: 10							



Adjusted Cohort Graduation Rate

37

- Adjusted Cohort Graduation Rate Recap
 - All of your students will need to be exited before an accurate Adjusted Cohort Graduation Rate can be calculated
 - Your 4, 5, and 6 year Cohort Graduation Rate will be included on your school report card – Accuracy is very important
 - This is for grades 9 – 12 only
 - The 2019 data will be final as of August 15, 2019, at 4:00 PM



Illinois State Board of Education

Advanced Coursework

Advanced Coursework

39

- Advanced Coursework - International Baccalaureate (IB), Advanced Placement (AP) and Dual Credit Courses
- Only applies to Students in Grades 9-12
- Students in grade 9-12 taking International Baccalaureate (IB), Advanced Placement (AP) and Dual Credit Courses in SIS are being used for state and Federal reporting.
- The deadline to make any changes Student Course Assignment data to be included in reporting is due August 15, 2019 at 4:00 PM. Student Course Assignments can continue to be entered after the July 31, 2019 exit deadline.



Advanced Coursework

- Advanced Coursework

The screenshot displays the Illinois State Board of Education Student Information System interface. The top navigation bar includes the logo, 'Student Information System', and 'View Report'. The left sidebar lists various user actions such as 'Home', 'Student', 'Teacher', and 'Reports'. The main content area is a tree view of reports, with 'State Reporting' and 'Advanced Coursework' highlighted with red boxes. The 'Advanced Coursework' report includes links for 'Summary' and 'Detail'.

Report Category	Report Name	Summary	Detail
State Reporting	Fall Enrollment Counts	Summary	
State Reporting	Homeless Counts	Summary	
Report Card and Accountability Reports	Percent 8th Graders Taking Algebra I		Detail
Report Card and Accountability Reports	Freshman On Track		Detail
Report Card and Accountability Reports	Advanced Coursework	Summary	Detail
Adjusted Cohort Graduation Rate	Rate Overview	Summary	
Adjusted Cohort Graduation Rate	Rate By Subgroup	Summary	
Adjusted Cohort Graduation Rate	Student Detail by Cohort Category	Summary	
Adjusted Cohort Graduation Rate	Rate by Exit Type Code	Summary	Detail
Adjusted Cohort Graduation Rate	SIS Calculated First Year 9th Grade		Detail
Adjusted Cohort Graduation Rate	Homeless Graduation Rate	Summary	Detail
End of Year Reports	Student Suspensions	Summary	
End of Year Reports	Student Expulsions	Summary	



Advanced Coursework

- Advanced Coursework - Summary

5/20/2019 10:33:43AM

2019 Students Taking Advanced Coursework (Summary)

SIS Home District: 123456789 ISBE SD 101
 Selection Criteria: None

Home District: 123456789

Advanced Placement Course Students

Grade	Total Students	Students in Courses	Percnt of Students in Courses
9	351	54	15.38%
10	317	24	7.57%
11	277	62	22.38%
12	264	37	14.02%
Total	1,209	177	14.64%

International Baccalaureate Course Students

Grade	Total Students	Students in Courses	Percnt of Students in Courses
9	351	0	0.00%
10	317	0	0.00%
11	277	0	0.00%
12	264	0	0.00%
Total	1,209	0	0.00%

Dual Credit Course Students

Grade	Total Students	Students in Courses	Percnt of Students in Courses
9	351	3	0.85%
10	317	10	3.15%
11	277	42	15.16%
12	264	81	30.68%
Total	1,209	136	11.25%

Advanced Coursework Students (Count of students taking any advanced course work)

Grade	Total Students	Students in Courses	Percnt of Students in Courses
9	351	57	16.24%
10	317	34	10.73%
11	277	91	32.85%
12	264	108	40.91%
Total	1,209	290	23.99%



Advanced Coursework

- Advanced Coursework - Detail

2019 Students Taking Advanced Coursework (Detail)

5/20/2019 10:37:27AM

SIS Home District: 123456789 ISBE SD 101
 Selection Criteria: None Sorted By: Student Name

Home School: 123456789012345 SIS High School

Term	State	Course ID	State Course Title	Section Number	Start Date	End Date	Letter Grade	IPEDS Number
AP Courses								
Grade: 9								
Student ID: 123456789		Name: TEST, STUDENT		Home: 123456789012345	Serving: 123456789012345	123456789012345	123456789	Provider:
S1	04004A000	AP Human Geography		76685001	08/16/2018			---
Student ID: 123456789		Name: TEST, STUDENT		Home: 123456789012345	Serving: 123456789012345			Provider:
S1	04004A000	AP Human Geography		76685001	08/16/2018			---
Student ID: 123456789		Name: TEST, STUDENT		Home: 123456789012345	Serving: 123456789012345			Provider:
S1	04004A000	AP Human Geography		76685002	08/20/2018			---





Illinois State Board of Education

Chronic Absenteeism

Chronic Absenteeism

44

- The Chronic Absentee rate is determined by dividing the number of chronically absent students per school/district/state by the average daily enrollment and multiplying the resulting quotient by 100.
- A student is “Chronically Absent” if they missed 10% or more of the school year regardless of excuse.
 - For every school/district/state every student with an associated enrollment of at least 11 days is counted. The combined total number of “Days Absent – Unexcused” and “Days Absent – Excused” per student is divided by that student’s length of enrollment.
 - If the sum of absences divided by the length of enrollment is greater than or equal to 0.10 then the student is considered Chronically Absent.
- Average Daily enrollment (for Chronic Absentee) is the sum of all “Days Present”, “Days Absent – Excused”, and “Days Absent – Unexcused” for all students per school/district/state divided by total school days.



Chronic Absenteeism

Chronic Absenteeism Reports

The screenshot displays the Illinois State Board of Education Student Information System interface. On the left is a navigation menu with options like Home, Student, Search SID, Request New SID, Exit Enrollment, Assessment Pre-ID, Assessment Correction, Assessment Unassigned, Adjusted Cohorts, Prenatal, Teacher, Batch Files, Reports, Help, and Log Out. The 'Reports' link is highlighted with a red box. The main content area shows a tree view of reporting categories. The 'State Reporting' category is expanded and highlighted with a red box. Under 'State Reporting', several sub-categories are listed, including 'Fall Enrollment Counts', 'Spring Enrollment Counts', 'Homeless Counts', 'Report Card and Accountability Reports', 'Adjusted Cohort Graduation Rate', and 'End of Year Reports'. The 'Chronic Absenteeism' link under 'End of Year Reports' is highlighted with a red box, with 'Summary' and 'Detail' links next to it.

Illinois State Board of Education Student Information System
View Report

Login: ISB_TEST_3

Student

- Assessments (Pre-ID, Assessment Correction, Scores PARCC, DLM-AA, SAT)
- Bilingual (EL Screener, EL ACCESS)
- Demographics and Enrollment (Demographics, Enrollment, Current vs. Previous Enrollment)
- Discipline
- Early Learning (Birth to 3, Early Childhood, Early Childhood Outcomes, Pre-K Follow-Up)
- Homeless
- Individual Student
- Regional Safe School
- Special Education

Course Assignments

- Student and Teacher Reports (Course Assignments, Outside Courses, College Courses)
- Missing Courses

State Reporting

- Fall Enrollment Counts [Summary](#)
- Spring Enrollment Counts [Summary](#)
- Homeless Counts [Summary](#)
- Report Card and Accountability Reports**
 - Student Mobility [Summary](#) [Detail](#)
 - Percent 8th Graders Taking Algebra I [Detail](#)
 - Freshman On Track [Detail](#)
 - Advanced Coursework [Summary](#) [Detail](#)
- Adjusted Cohort Graduation Rate**
 - Rate Overview [Summary](#)
 - Rate By Subgroup [Summary](#)
 - Student Detail by Cohort Category [Summary](#)
 - Rate by Exit Type Code [Summary](#) [Detail](#)
 - SIS Calculated First Year 9th Grade [Detail](#)
 - Homeless Graduation Rate [Summary](#) [Detail](#)
- End of Year Reports**
 - Student Suspensions [Summary](#)
 - Student Expulsions [Summary](#)
 - High School Dropouts [Summary](#)
 - High School Graduates [Summary](#)
 - Student Discipline [Summary](#) [Detail](#)
 - Chronic Absenteeism** [Summary](#) [Detail](#)
 - Chronic Truancy [Summary](#) [Detail](#)



Chronic Absenteeism

Chronic Absenteeism Summary Report – Will be available soon!

2019 Chronic Absenteeism (Summary)

5/15/2019 3:11 pm

SIS Home District: 12345678901

ISBE SD 101

Selection Criteria:

Serving School : SIS Elementary School 123456789012345	Total
Total Students:	206
Race: Hispanic or Latino	19
Race: Two or More Races	3
Race: White	184
Gender: Male	118
Gender: Female	88
EL:	2
Homeless:	2
IDEA Services:	35
FRL:	36
Total Days Present:	85.00
Total Days Absent - Excused:	2.00
Total Days Absent - Unexcused:	32.00
Total Days Medically Homebound:	10.00
Total Days Hospitalized:	12.00
Total Absence Rate	26%





Illinois State Board of Education

Chronic Truancy

Chronic Truancy

- The chronic truancy rate is determined by dividing the number of chronically truant students per school/district/state by the average daily enrollment and multiplying the resulting quotient by 100.
- A student is “Chronically Truant” if they missed 5% or more of the previous 180 school days without an excuse.
 - For every school/district/state every student with an associated enrollment of at least **21 days** is counted. The total number of “Days Absent – Unexcused” per student is divided by that students length of enrollment.
 - If the sum of Days Absent - Unexcused divided by the length of enrollment is greater than or equal to 0.05 then the student is considered Chronically Truant.
- Average Daily enrollment (for Chronic Truancy) is the sum of all “Days Present”, “Days Absent – Excused,” “Days Absent – Unexcused”, “Days Medically Homebound” and “Days Hospitalized” for all students per school/district/state divided by total school days.



Chronic Truancy

Chronic Truancy Reports

The screenshot displays the Illinois State Board of Education Student Information System interface. The top navigation bar includes the logo and name of the Illinois State Board of Education, the title "Student Information System", and a "View Report" link. A left-hand navigation menu lists various system functions, with "Reports" highlighted in a red box. The main content area shows a tree view of report categories. The "State Reporting" category is expanded and highlighted in a red box, revealing sub-categories such as "Fall Enrollment Counts", "Spring Enrollment Counts", "Homeless Counts", "Report Card and Accountability Reports", "Adjusted Cohort Graduation Rate", and "End of Year Reports". Under "End of Year Reports", the "Chronic Truancy" report is highlighted in a red box, with links for "Summary" and "Detail" provided next to it.

Illinois State Board of Education

Student Information System
View Report

login: IBHL_TEST_3

Home

Student

Search SID

Request New SID

Exit Enrollment

Assessment Pre-ID

Assessment Correction

Assessment Unassigned

Adjusted Cohorts

Prenatal

Teacher

Batch Files

Reports

Help

Log Out

Student

- Assessments (Pre-ID, Assessment Correction, Scores PARCC, DLM-AA, SAT)
- Bilingual (EL Screener, EL, ACCESS)
- Demographics and Enrollment (Demographics, Enrollment, Current vs. Previous Enrollment)
- Discipline
- Early Learning (Birth to 3, Early Childhood, Early Childhood Outcomes, Pre-K Follow-Up)
- Homeless
- Individual Student
- Regional Safe School
- Special Education

Course Assignments

- Student and Teacher Reports (Course Assignments, Outside Courses, College Courses)
- Missing Courses

State Reporting

- Fall Enrollment Counts [Summary](#)
- Spring Enrollment Counts [Summary](#)
- Homeless Counts [Summary](#)
- Report Card and Accountability Reports
 - Student Mobility [Summary](#) [Detail](#)
 - Percent 8th Graders Taking Algebra I [Detail](#)
 - Freshman On Track [Detail](#)
 - Advanced Coursework [Summary](#) [Detail](#)
- Adjusted Cohort Graduation Rate
 - Rate Overview [Summary](#)
 - Rate By Subgroup [Summary](#)
 - Student Detail by Cohort Category [Summary](#)
 - Rate by Exit Type Code [Summary](#) [Detail](#)
 - SIS Calculated First Year 9th Grade [Detail](#)
 - Homeless Graduation Rate [Summary](#) [Detail](#)
- End of Year Reports
 - Student Suspensions [Summary](#)
 - Student Expulsions [Summary](#)
 - High School Dropouts [Summary](#)
 - High School Graduates [Summary](#)
 - Student Discipline [Summary](#) [Detail](#)
 - Chronic Absenteeism [Summary](#) [Detail](#)
 - Chronic Truancy** [Summary](#) [Detail](#)



Chronic Truancy

Chronic Truancy Summary Report - **Will be available soon!**

2019 Chronic Truancy (Summary)		5/15/2019 3:11 pm
SIS Home District: 12345678901	ISBE SD 101	
Selection Criteria:		
Serving School : SIS Elementary School 123456789012345		Total
Total Students:		206
Race: Hispanic or Latino		19
Race: Two or More Races		3
Race: White		184
Gender: Male		118
Gender: Female		88
EL:		2
Homeless:		2
IDEA Services:		35
FRL:		36
Total Days Present:		85.00
Total Days Absent - Excused:		2.00
Total Days Absent - Unexcused:		32.00
Total Days Medically Homebound:		10.00
Total Days Hospitalized:		12.00
Total Truancy Rate:		26%





Illinois State Board of Education

Freshman On Track

Freshman On Track

52

- First Time 9th Grade Students enrolled at any Illinois public school on or before **10/1/2018** and exited on or after **5/1/2019**. If the student has multiple enrollments the last enrollment is used as long as the exit date is after 05/01/2018
- Sum of 5 Credits or more (Any subject/class) - Passing
- Can not fail **more than** 0.5 credit from core subject (Reading, Math, Science and Social Science)
- Metric does not include summer school
- The source for this metric is from the SIS student enrollment and student course assignment data.
- Final Letter Grades
- Passing

01 - A+	05 - B	09 - C-	14 - S (Satisfactory)
02 - A	06 - B-	10 - D+	
03 - A-	07 - C+	11 - D	
04 - B+	08 - C	12 - D-	
- Failing

13 - F	15 - U (Unsatisfactory)
--------	-------------------------



Freshman On Track

- Freshman On Track - Detail

The screenshot displays the Illinois State Board of Education Student Information System interface. The top navigation bar includes the logo, 'Student Information System', and 'View Report'. A left sidebar contains navigation links such as Home, Student, Search SID, Request New SID, Exit Enrollment, Assessment Pre-ID, Assessment Correction, Adjusted Cohorts, Teacher, Batch Files, Reports (highlighted in red), Help, and Log Out. The main content area is titled 'Student' and lists various report categories. Under 'State Reporting', the 'Freshman On Track' link is highlighted in red, with a corresponding 'Detail' link also highlighted in red. Other visible links include 'Fall Enrollment Counts', 'Homeless Counts', 'Report Card and Accountability Reports', 'Adjusted Cohort Graduation Rate', and 'End of Year Reports'.

Freshman On Track

- Freshman On Track (Detail) - Report Criteria Screen

Illinois State Board of Education

Student Information System
View Freshman On Track Report (Detail)

Session Timeout: 19:45

Login: ALDWRV

Home

Student

Search SID

Request New SID

Exit Enrollment

Assessment Pre-ID

Assessment Correction

Adjusted Cohorts

Teacher

Batch Files

Reports

Help

ISBE Internal

Log Out

Freshman On Track Report (Detail)

School Year: 2017

School: All Schools

Academic Term: All Terms

Show Courses: Yes No

Credit Value Per Term: 0.5

View Report or Create PDF Report

Have questions or need help? Contact our Call Center (217)558-3600 between 7:00am - 5:00pm CST, Monday - Friday or Click here to Contact Us
Copyright © 2003-2017, Illinois State Board of Education



Freshman On Track

- Freshman On Track (Detail) – Report

5/20/2019 10:45:02AM

**Illinois State Board of Education
Student Information System
2019 Freshman On Track Report (Detail)**

SIS Serving District: 12345678901 ISBE SD 101

* Courses in Subject Areas 01 - 04

Selection Criteria: Course Details Hidden Credit Value Per Term = 0.5 (Must have 5 credits to pass and not fail more than 0.5 credits in core class.)

Total Freshman: 277	Freshman On Track: 0	Freshman Not On Track: 277	Freshman On Track Percentage: 0.00
---------------------	----------------------	----------------------------	------------------------------------

Serving School: 123456789012345	SIS High School
---------------------------------	-----------------

Total Freshman: 30	Freshman On Track: 0	Freshman Not On Track: 30	Freshman On Track Percentage: 0.00
--------------------	----------------------	---------------------------	------------------------------------

Not On Track

Student ID	Student Name	Date of Birth	Number of Credits Passed	Number of Core Course Credits Failed *
123456789	TEST, STUDENT	01/26/2004	0.00	0.00
123456789	TEST, STUDENT	01/10/2004	0.00	0.00
123456789	TEST, STUDENT	11/16/2004	0.00	0.00
123456789	TEST, STUDENT	10/30/2003	0.00	0.00



Illinois State Board of Education

Percent of 8th Graders Taking Algebra I

Percent of 8th Graders Taking Algebra I

57

- Percent of 8th Graders Taking Algebra I
 - This metric is the percentage of 8th graders who have passed Algebra I or an equivalent math class. (This data will reflect the 2019 School Report Card)
 - A student enrolled at any Illinois public school on or before 10/1/2018 and on or after 5/1/2019 is assigned to the last district enrolled for the school year.
 - The source for this metric is from the student enrollment and student course assignment data found in the Student Information System.
 - Math courses Subject Area (02) are Secondary Courses and receive High School Credit
 - Math courses Subject Area (52) are Prior to Secondary
 - Please note that math courses taken during the summer session following 8th grade are NOT included in this calculation.



Percent of 8th Graders Taking Algebra I

58

- If student is assigned to one of the following State Courses they are classified as passing Algebra I, regardless of the Final Letter Grade. (This is because these classes require Algebra I as a prerequisite.)

State Course ID	State Course Title
02056A000	Algebra II
02072A000	Geometry
02103A000	Trigonometry
02105A000	Trigonometry/Math Analysis
02106A000	Trigonometry/Algebra
02107A000	Trigonometry/Analytic Geometry
02108A000	Math Analysis/Analytic Geometry
02109A000	Elementary Functions
02110A000	Pre-Calculus
52072A000	Geometry



Percent of 8th Graders Taking Algebra I

59

- If an 8th grade student enrolls and passes these Algebra I - equivalent classes, they are considered passing Algebra I

State Course ID	State Course Title
02052A000	Algebra I (Secondary Course with high school credit)
02054A000	Algebra I/Part 2
02055A000	Transition Algebra
52038A000	Mathematics (grade 8) with Course Level as “Enriched” or “Honors”
52052A000	Algebra I (Prior to Secondary)
52061A000	Integrated Math/Multiyear Equivalent
52069A000	Algebra/Other



Percent of 8th Graders Taking Algebra I

Final Letter Grade	Description
A+	Student received course term credit.
A	Student received course term credit.
A-	Student received course term credit.
B+	Student received course term credit.
B	Student received course term credit.
B-	Student received course term credit.
C+	Student received course term credit.
C	Student received course term credit.
C-	Student received course term credit.
D+	Student received course term credit.
D	Student received course term credit.
D-	Student received course term credit.
S	Satisfactory or Pass. Student received course term credit.
Above Average	Students performance exceeds standards. (Grades K-8 only)
Average	Students performance meets expectations. (Grades K-8 only)
P	Student was promoted at end of term. (Grades K-8 only)
Exceptional (Exceeds Expectations)	Student demonstrates the skill or understands the concepts at a level exceeding expectations for the reporting period.
Meets Standard (Developing Appropriately)	Student usually demonstrates the skill or understands the concepts and meets expectations for the reporting period.



Percent of 8th Graders Taking Algebra I

Percent of 8th Graders Passing Algebra I - Report

The screenshot displays the Illinois State Board of Education Student Information System interface. The left sidebar contains a navigation menu with the following items: Home, Student, Search SID, Request New SID, Exit Enrollment, Assessment Pre-ID, Assessment Correction, Adjusted Cohorts, Teacher, Batch Files, Reports (highlighted in red), Help, and Log Out. The main content area is titled 'Student Information System' and 'View Report'. It features a tree view of report categories: Student, Course Assignments, Student and Teacher Reports, Missing Courses, and State Reporting (highlighted in red). Under 'State Reporting', there are sub-categories: Fall Enrollment Counts, Homeless Counts, Report Card and Accountability Reports (containing 'Percent 8th Graders Taking Algebra I' and 'Freshman On Track'), Adjusted Cohort Graduation Rate, and End of Year Reports. Each sub-category has a 'Summary' link, and the 'Percent 8th Graders Taking Algebra I' report has a 'Detail' link (highlighted in red). At the bottom, there is a footer with contact information: 'Have questions or need help? Contact our Call Center (217)558-3600 between 7:00am - 5:00pm CST, Monday - Friday or Click here to Contact Us'.



Percent of 8th Graders Taking Algebra I

- Percent of 8th Graders Passing Algebra I - Report

The screenshot displays the Illinois State Board of Education Student Information System interface. The header includes the logo and name of the Illinois State Board of Education, the title 'Student Information System', and the specific report title 'View Percent 8th Graders Taking Algebra I (Detail)'. The user is logged in as 'IBM_TEST_3'. A navigation menu on the left lists various system functions. The main content area is titled 'Percent 8th Graders Taking Algebra I (Detail)' and contains the following configuration options:

- School Year:** A dropdown menu set to '2016'.
- School:** A dropdown menu set to 'All Schools'.
- Show Courses:** Radio buttons for 'Yes' and 'No', with 'No' selected.
- Buttons:** Two buttons, 'View Report' and 'Create PDF Report', are displayed with 'or' between them.

At the bottom of the page, there is a footer with contact information: 'Have questions or need help? Contact our Call Center (312)550-3600 between 9:00am - 5:00pm CST, Monday - Friday or click here to Contact Us.'

Percent of 8th Graders Taking Algebra I

- Percent of 8th Grades Passing Algebra I - Report (Without Courses)

Illinois State Board of Education				5/20/2019	10:50:36AM
Student Information System					
2019 Percent 8th Graders Taking Algebra I Report (Detail)					
SIS Serving District: 123454678901 ISBE SD 101					
Selection Criteria: Course Details Hidden				* Courses in Subject Areas 52 + 02	
Total Students: 1		8th Grade Passing Algebra I: 0	Did Not Pass/Take Algebra I: 1	Percent Passing Algebra I: 0.00	
Home School: 123456789012345 SIS Middle School					
Total Students: 1		8th Grade Passing Algebra I: 0	Did Not Pass/Take Algebra I: 1	Percent Passing Algebra I: 0.00	
<u>Did not pass Algebra I</u>					
Student ID	Student Name	Date of Birth		Student on Track	
123456789	TEST, STUDENT	12/01/2003		Did not pass Algebra I	



Percent of 8th Graders Taking Algebra I

- Percent of 8th Grades Passing Algebra I - Report (With Courses)

Illinois State Board of Education Student Information System

5/20/2019 10:59:41AM

2019 Percent 8th Graders Taking Algebra I Report (Detail)

SIS Serving District: 123454678901 ISBE SD 101

Selection Criteria:

* Courses in Subject Areas 52 + 02

Total Students: 1,036	8th Grade Passing Algebra I: 3	Did Not Pass/Take Algebra I: 1,033	Percent Passing Algebra I: 0.29
------------------------------	---------------------------------------	---	--

Home School: 123456789012345 SIS Middle School

Total Students: 287	8th Grade Passing Algebra I: 3	Did Not Pass/Take Algebra I: 284	Percent Passing Algebra I: 1.05
----------------------------	---------------------------------------	---	--

Did not pass Algebra I

Student ID	Student Name	Date of Birth					Student on Track	
123456789	TEST, STUDENT	05/06/2005					Did not pass Algebra I	
Term	State Course ID	State Course Title	Section	Start Date	End Date	Credit	Grade	Course On Track
S1	52038A000	Mathematics (grade 8)	MA84005	08/20/2018	12/20/2018	0.50	F	Math Level 1,2

Student ID	Student Name	Date of Birth					Student on Track	
123456789	TEST, STUDENT	04/09/2004					Did not pass Algebra I	
Term	State Course ID	State Course Title	Section	Start Date	End Date	Credit	Grade	Course On Track
S1	52038A000	Mathematics (grade 8)	MA84006	08/20/2018	12/20/2018	0.50	D	Math Level 1,2





Illinois State Board of Education

Student Attendance

Student Attendance

66

- **Days Medically Homebound** and **Days Hospitalized** should be used only when the student is **NOT** receiving educational services.
- If the student is receiving educational services in **ANY SETTING**, than that would count as **Days Present**.
- Only use **Days Medically Homebound** and/or **Days Hospitalized** in place of counting a student as **Days Absent - Excused or Unexcused**.
- This way ISBE can exclude those students from state reporting so the student is not dinged for an excused/unexcused absence.



Student Attendance

67

- An additional file format “Student Attendance V2” is now available for upload
- The current Student Attendance File Format will continue to be accepted
- The online screens now include the new fields
- The home, serving, and service provider RCDTS can all submit data on students enrolled with them for the school year
- Student Attendance data should be submitted for active and exited enrollments for the year
- The data will be used to populate Best 3 months ADA and 9 month ADA

Student Attendance

68

- Monthly attendance data must be provided for students in grades Pre-K – 12 enrollments where your district is the Home, Serving, or Service Provider. Data may be provided at any time
- For a partial month of enrollment, total days cannot exceed days enrolled in that month
- Attendance data (batch) can include multiple past months for the student
- Attendance data is not accepted for Evaluation or Birth to 3 enrollments
- Attendance data is not accepted for an enrollment that was exited erroneously
- Attendance data is optional for Private School Students
- Attendance data cannot be provided for enrollments prior to July 1, 2018
- Attendance should NOT be submitted for Summer School or ESY enrollments



Student Attendance

69

- In ADA reports ISBE uses the PDA (Percent of Day on **Enrollment**) to determine the percent of day for each of the Attendance fields
- Districts' should report 1.000 Absence for a full day missed and 0.500 Absence for a half-day missed
- If the student is enrolled with a PDA of 0.50 and the district reports 0.500 in the Total Days Present field, ISBE will calculate that the student was present for a quarter of the day
- It's important the school districts' report it in this way otherwise the data will be off when ISBE applies the logic for ADA Best 3 Month's, and 9 Month's reports



Student Attendance

70

- To add or update attendance data, student has a valid district enrollment in SIS by following:
 - Enrollment record Home RCDTS matches attendance Home RCDTS
 - Enrollment record Serving RCDTS matches attendance Serving RCDTS
 - SIS Enrollment Date matches the Enrollment Date in the Student Attendance file
 - Enrollment School Year matches the School Year in the Student Attendance file
- To add or update Student Attendance data via batch, provided data must match to an enrollment record in SIS:
 - SID
 - First Name and Last Name of student
 - Birth Date of student
 - Home RCDTS and Serving RCDTS of the Student Attendance File must match a SIS Enrollment Home RCDTS, Serving RCDTS, and Service Provider RCDTS.
 - School Year
 - Enrollment Date



Student Attendance

71

- **Month of Attendance:** The month of student attendance reporting.
 - Student must be enrolled at least one day during the month of attendance reported. Cannot provide more days of attendance than the enrollment day
 - 01 January
 - 02 February
 - 03 March
 - 04 April
 - 05 May
 - 06 June
 - 07 July
 - 08 August
 - 09 September
 - 10 October
 - 11 November
 - 12 December



Student Attendance

72

- **Year of Attendance:** The calendar school year of attendance reporting.
 - Note: This is not necessarily the same as School Year.
 - Ex. Reporting attendance for October 10, 2018. Use 2018 for the calendar school year, NOT the School year it falls in of 2019.
- **Days Present:** The full day or partial days represented as a decimal that the student was present. The precision will be 3 decimal points.
 - Sum of Days Present, Days Absent – Excused, Days Absent – Unexcused, Days Medically Homebound, and Days Hospitalized must be equal to or less than the number of days in that month (includes weekends)
 - 0's are valid data within any attendance field for counting purposes.

Student Attendance

73

- **Days Absent – Excused:** The number of days or partial days represented as a decimal that the student was absent with cause (excused absence) by month. The precision will be 3 decimal points.
 - "Valid cause" for absence shall be illness, observance of a religious holiday, death in the immediate family, family emergency, and shall include such other situations beyond the control of the student as determined by the board of education in each district, or such other circumstances which cause reasonable concern to the parent for the mental, emotional, or physical health or safety of the student
 - Sum of Days Present, Days Absent – Excused, Days Absent – Unexcused, Days Medically Homebound, and Days Hospitalized must be equal to or less than the number of days in that month (includes weekends)
 - 0's are valid data within any attendance field for counting purposes.
- **Days Absent – Unexcused:** The number of days or partial days represented as a decimal that the student was absent without a cause by month. The precision will be 3 decimal points.
 - Sum of Days Present, Days Absent – Excused, Days Absent – Unexcused, Days Medically Homebound, and Days Hospitalized must be equal to or less than the number of days in that month (includes weekends).
 - 0's are valid data within any attendance field for counting purposes.



Student Attendance

74

- **Days Medically Homebound:** A student, who is receiving home/hospital instructional services, provided by the district, in accordance with 105 ILCS 5/14-13.01. These students are considered present for purposes of attendance as it pertains to funding. Please see https://www.isbe.net/Documents/Home-Hospital_QA.pdf for additional information on the provision of homebound services, and when medically homebound status can apply. The precision will be 3 decimal points.
 - A student who is homebound but NOT receiving home/hospital instructional services is considered as absent, either excused or unexcused according to district policy.
 - Medically Homebound are defined as present, but ISBE is asking districts to count those days separate from days of attendance when the student is present in any other way (in school, on a field trip, etc.)
 - Sum of Days Present, Days Absent – Excused, Days Absent – Unexcused, Days Medically Homebound, and Days Hospitalized must be equal to or less than the number of days in that month (includes weekends).
 - 0's are valid data within any attendance field for counting purposes.
 - No amount of time can be reported as both Present, and Medically Homebound. A day can be broken into portions, such as half-day Present, half-day Medically Homebound, but if the time is marked Medically Homebound, it should **NOT** be included in the Days Present, Days Absent – Excused, or Days Absent – Unexcused, Student Attendance totals.



Student Attendance


75

- **Days Hospitalized:** An absence where a student was hospitalized because of medical emergencies or procedures (e.g., because of a motor vehicle or other type of accident, surgery, severe illness, psychiatric emergency) or was participating in residential programs that provide psychological treatment or treatment for drug or alcohol abuse, but was not receiving home/hospital instructional services, in accordance with 105 ILCS 5/14-13.01. The precision will be 3 decimal points.
 - Hospitalized absence is defined as either excused or unexcused according to district policy. ISBE is asking districts to count absences because of hospitalization separate from absences that are Excused or Unexcused for any and all other reasons, in order to be excluded or included as appropriate for various other calculations. For example, for Chronic Truancy, ISBE might treat absences because of hospitalization as excused absences. For Chronic Absenteeism, ISBE will drop them entirely.
 - Sum of Days Present, Days Absent – Excused, Days Absent – Unexcused, Days Medically Homebound, and Days Hospitalized must be equal to or less than the number of days in that month (includes weekends).
 - 0's are valid data within any attendance field for counting purposes.
 - No amount of time can be reported as both Present, and Hospitalized. A day can be broken into portions, such as half-day Present, half-day Hospitalized, but if the time is marked Hospitalized, it should **NOT** be included in the Days Present, Days Absent – Excused, or Days Absent – Unexcused, Student Attendance totals.



Student Attendance

- To add/update Student Attendance online select Student Enrollment
 - Student Attendance – View Details



Illinois State Board of Education

Student Information System

Student Details

SIS HOME | ISBE HOME | LOGOFF

SESSION TIMEOUT **19:55**

Login: IBM_TEST_4

Home

Student

Search SID

Request New SID

Exit Enrollment

Assessment Pre-ID

Assessment Correction

Assessment Unassigned

Adjusted Cohorts

Evidence Based Funding

Prenatal

Early Childhood Transition

PA 100 - 105

Teacher

Batch Files

Reports

Help

Log Out

Click on the tabs to view the student details. To view School / District Name and contact information, please click on either the Home or Serving School RCDTS number.

SID: 123456789

Legal Last Name: SMITH **Legal First Name:** JOHN **Legal Middle Name:**

Student Enrollment: Active


Enrollment Type for Serving	Re-entry to the same school	School Year for Serving	2019
RCDTS for Home	123456789012345	RCDTS for Serving	123456789012345
Enrollment Date for Serving	08/16/2018	Percent of Day Attended (PDA)	1.00
Entry/Grade Level for Serving	10 - Grade 10		
Discipline	View Details		
Homeless		Regional Safe School Program	
Tuition In	No	Dual Language	Not A Participant in Dual Language Program
504 Plan	View Details	Language of Instruction	
Exit Date			
Exit Status		Student Attendance	View Details
Exit Type			
Student Course Assignment	View Details		

1 2 3 4 5 6 7 8 9 10 ...

1 | 12

Student Attendance

- Enter Student Attendance for Months Provided – Days Present, Days Absent – Excused, Days Absent – Unexcused, Days Medically Homebound, and Days Hospitalized
 - Then select “Submit” button



Illinois State Board of Education

Student Information System
Student Attendance

SIS HOME | ISBE HOME | LOGOFF

SESSION TIMEOUT | 19:53

Login: IBM_TEST_4

Home

Student

Search SID

Request New SID

Exit Enrollment

Assessment Pre-ID

Assessment Correction

Assessment Unassigned

Adjusted Cohorts

Evidence Based Funding

Prenatal

Early Childhood Transition

PA 100 - 105

Teacher

Batch Files

Reports

Help

Log Out

SID : 123456789
 Legal Last Name : SMITH
 Home RCDTS : 123456789012345

Legal First Name : JOHN
 Serving RCDTS : 123456789012345

Date Of Birth : 08/23/2001
 School Year : 2019

Enrollment Date : 10/23/2018
 Exit Date :

Attendance Details

Year of Attendance	Month of Attendance	Days Present	Days Absent Excused	Days Absent Unexcused	Days Medically Homebound	Days Hospitalized
2018	October	<input type="text" value="0.000"/>	<input type="text" value="0.000"/>	<input type="text" value="0.000"/>	<input type="text" value="0.000"/>	<input type="text" value="0.000"/>
2018	November	<input type="text" value="0.000"/>	<input type="text" value="0.000"/>	<input type="text" value="0.000"/>	<input type="text" value="0.000"/>	<input type="text" value="0.000"/>
2018	December	<input type="text" value="0.000"/>	<input type="text" value="0.000"/>	<input type="text" value="0.000"/>	<input type="text" value="0.000"/>	<input type="text" value="0.000"/>
2019	January	<input type="text" value="0.000"/>	<input type="text" value="0.000"/>	<input type="text" value="0.000"/>	<input type="text" value="0.000"/>	<input type="text" value="0.000"/>
2019	February	<input type="text" value="0.000"/>	<input type="text" value="0.000"/>	<input type="text" value="0.000"/>	<input type="text" value="0.000"/>	<input type="text" value="0.000"/>
2019	March	<input type="text" value="0.000"/>	<input type="text" value="0.000"/>	<input type="text" value="0.000"/>	<input type="text" value="0.000"/>	<input type="text" value="0.000"/>

Total Days Present:	0.000
Total Excused Absences:	0.000
Total Unexcused Absences:	0.000
Total Medically Homebound:	0.000
Total Hospitalized:	0.000
Total Attendance Days:	0.000

Student Attendance

- Student Attendance Record successfully updated

Illinois State Board of Education

Student Information System

Student Attendance

SIS HOME | ISBE HOME | LOGOFF

SESSION TIMEOUT 19:53

Login: IBM_TEST_4

[Home](#)

[Student](#)

[Search SID](#)

[Request New SID](#)

[Exit Enrollment](#)

[Assessment Pre-ID](#)

[Assessment Correction](#)

[Assessment Unassigned](#)

[Adjusted Cohorts](#)

[Evidence Based Funding](#)

[Prenatal](#)

[Early Childhood Transition](#)

[PA 100 - 105](#)

[Teacher](#)

[Batch Files](#)

[Reports](#)

[Help](#)

[Log Out](#)

SID : 123456789

Legal Last Name : SMITH **Legal First Name :** JOHN **Date Of Birth :** 08/23/2001 **Enrollment Date :** 10/23/2018

Home RCDTS : 123456789012345 **Serving RCDTS :** 123456789012345 **School Year :** 2019 **Exit Date :**

Student Attendance Record successfully updated.


Attendance Details

Year of Attendance	Month of Attendance	Days Present	Days Absent Excused	Days Absent Unexcused	Days Medically Homebound	Days Hospitalized
2018	October	<input type="text" value="5.000"/>	<input type="text" value="0.000"/>	<input type="text" value="0.000"/>	<input type="text" value="0.000"/>	<input type="text" value="0.000"/>
2018	November	<input type="text" value="15.000"/>	<input type="text" value="2.000"/>	<input type="text" value="0.000"/>	<input type="text" value="0.000"/>	<input type="text" value="0.000"/>
2018	December	<input type="text" value="17.000"/>	<input type="text" value="0.000"/>	<input type="text" value="0.000"/>	<input type="text" value="0.000"/>	<input type="text" value="0.000"/>
2019	January	<input type="text" value="13.000"/>	<input type="text" value="0.000"/>	<input type="text" value="2.000"/>	<input type="text" value="0.000"/>	<input type="text" value="0.000"/>
2019	February	<input type="text" value="15.000"/>	<input type="text" value="0.000"/>	<input type="text" value="0.000"/>	<input type="text" value="2.000"/>	<input type="text" value="0.000"/>
2019	March	<input type="text" value="20.000"/>	<input type="text" value="0.000"/>	<input type="text" value="0.000"/>	<input type="text" value="0.000"/>	<input type="text" value="0.000"/>

Total Days Present:	85.000
Total Excused Absences:	2.000
Total Unexcused Absences:	2.000
Total Medically Homebound:	2.000
Total Hospitalized:	0.000
Total Attendance Days:	91.000

Student Attendance

- To remove or erroneous out Student Attendance data, either delete the data or enter "0.000"
 - Then select the "Submit" button



Illinois State Board of Education

Student Information System
Student Attendance

SIS HOME | ISBE HOME | LOGOFF

SESSION TIMEOUT **19:53**

Login: IBM_TEST_4

- Home
- Student
- Search SID
- Request New SID
- Exit Enrollment
- Assessment Pre-ID
- Assessment Correction
- Assessment Unassigned
- Adjusted Cohorts
- Evidence Based Funding
- Prenatal
- Early Childhood Transition
- PA 100 - 105
- Teacher
- Batch Files
- Reports
- Help
- Log Out

SID : 123456789 **Legal Last Name :** SMITH **Legal First Name :** JOHN **Date Of Birth :** 08/23/2001 **Enrollment Date :** 10/23/2018

Home RCDTS : 123456789012345 **Serving RCDTS :** 123456789012345 **School Year :** 2019 **Exit Date :**

Attendance Details

Year of Attendance	Month of Attendance	Days Present	Days Absent Excused	Days Absent Unexcused	Days Medically Homebound	Days Hospitalized
2018	October	<input type="text" value="0.000"/>	<input type="text" value="0.000"/>	<input type="text" value="0.000"/>	<input type="text" value="0.000"/>	<input type="text" value="0.000"/>
2018	November	<input type="text" value="0.000"/>	<input type="text" value="0.000"/>	<input type="text" value="0.000"/>	<input type="text" value="0.000"/>	<input type="text" value="0.000"/>
2018	December	<input type="text" value="0.000"/>	<input type="text" value="0.000"/>	<input type="text" value="0.000"/>	<input type="text" value="0.000"/>	<input type="text" value="0.000"/>
2019	January	<input type="text" value="0.000"/>	<input type="text" value="0.000"/>	<input type="text" value="0.000"/>	<input type="text" value="0.000"/>	<input type="text" value="0.000"/>
2019	February	<input type="text" value="0.000"/>	<input type="text" value="0.000"/>	<input type="text" value="0.000"/>	<input type="text" value="0.000"/>	<input type="text" value="0.000"/>
2019	March	<input type="text" value="0.000"/>	<input type="text" value="0.000"/>	<input type="text" value="0.000"/>	<input type="text" value="0.000"/>	<input type="text" value="0.000"/>

Total Days Present:	0.000
Total Excused Absences:	0.000
Total Unexcused Absences:	0.000
Total Medically Homebound:	0.000
Total Hospitalized:	0.000
Total Attendance Days:	0.000

Student Attendance

- Student Attendance Excel Template

Student ID	SAP ID	Legal Last Name	Legal First Name	Birth Date	RCDTS for Home School	RCDTS for Serving School	Enrollment Date	School Year	Month of Attendance	Year of Attendance	Days Present	Days Absent-Excused	Days Absent-Unexcused
123456789		Legal Last Name Sample	Legal First Name Sample	01/01/1990	123456789123456	123456789123456	01/01/1990	2019	08	2018	1.000	1.000	0.000

Student Attendance

- Student Attendance V2 Excel Template

Student Attendance V2	Student Count	Student_Attendance_V2_Win.csv	Current Date	RCDTS Code of Home/Serving/ Provider School							Month of Attendance	Year of Attendance	Days Present	Days Absent- Excused	Days Absent- Unexcused	Days Medically Homebound	Days Hospitalized
Student ID	SAP ID	Legal Last Name	Legal First Name	Birth Date	RCDTS for Home School	RCDTS for Serving School	Enrollment Date	School Year									
123456789		Legal Last Name Sample	Legal First Name Sample	01/01/1990	123456789123456	123456789123456	01/01/1990	2019	08	2018	1.000	1.000	0.000	0.000	0.000	0.000	

Student Attendance

- SIS Reports - Student Attendance Reports

Illinois State Board of Education

Student Information System
View Report

SESSION TIMEOUT 6:30

Login: IBM_TEST_4

Home

Student

Search SID

Request New SID

Exit Enrollment

Assessment Pre-ID

Assessment Correction

Assessment Unassigned

Adjusted Cohorts

Evidence Based Funding

Prenatal

Early Childhood Transition

PA 100 - 105

Teacher

Batch Files

Reports

Help

Log Out

Student

- Assessments (Pre-Id, Assessment Correction, Scores IAR, DLM-AA, SAT, PSAT)
- Attendance**
 - Student Attendance [Summary](#) [Detail](#)
 - Student Attendance by Month [Summary](#) [Detail](#)
- Bilingual (EL Screener, EL, ACCESS)
- Demographics and Enrollment (Demographics, Enrollment, Current vs. Previous Enrollment)
- Discipline
- Early Learning (Birth to 3, Early Childhood, Early Childhood Outcomes, Pre-K Follow-Up)
- Homeless
- Individual Student
- Regional Safe School
- Special Education

Course Assignments

- Student and Teacher Reports (Course Assignments, Outside Courses, College Courses)
- Missing Courses

State Reporting (Fall/Spring Enrollment Counts, Graduation Cohort, End of Year Reports)

- Prenatal (Prenatal & XREF)
- Miscellaneous Reporting (Multiple SID, Closed Schools, Missing Persons)

Student Attendance

- Total Student Attendance Summary Report
 - Shows Total Student Attendance for the School Year by Serving School

2019 Total Student Attendance (Summary)

4/15/2019 1:50 pm

SIS Home District: 123456789054326 ISBE SD 101
 Selection Criteria: None

Serving School	RCDTS	Grade	Student Count	Total Days Present	Total Days Absent Excused	Total Days Absent Unexcused	Total Days Medically Homebound	Total Days Hospitalized
SIS Elementary School	123456784532678	K	91	0.000	0.000	0.000	0.000	0.000
SIS Elementary School	123456784532678	1	107	0.000	0.000	0.000	0.000	0.000
SIS Elementary School	123456784532678	2	92	0.000	0.000	0.000	0.000	0.000
SIS Elementary School	123456784532678	3	101	27.000	0.000	0.000	0.000	0.000

Student Attendance

- Total Student Attendance Detail Report
 - Shows Total Student Attendance for the School Year

4/15/2019 11:47 am

Illinois State Board of Education Student Information System 2019 Total Student Attendance (Detail)

SIS Home District: 123456789654185 ISBE SD 101

Selection Criteria: Sorted By: Student ID

Columns	A	Grade Level	C	Total Days Present	E	Total Days Absent - Unexcused	G	Total Days Hospitalized						
	B	PDA	D	Total Days Absent - Excused	F	Total Days Medically Homebound								
Student ID	Student Name	Birth Date	Home RCDTS	Serving RCDTS	Provider RCDTS	Start Date	End Date	A	B	C	D	E	F	G
123456789	Test, Student	08/23/2001	123456789685412	123456789685412		10/23/2018		12	1.00	85.000	2.000	2.000	2.000	0.000
123456789	Test, Student	10/27/2002	123456789685412	123456789685412		08/16/2018		10	1.00	75.000	1.000	1.000	0.000	0.000
123456789	Test, Student	07/22/2005	123456789685412	123456789685412		08/16/2018		8	1.00	85.000	0.000	0.000	0.000	0.000



Student Attendance

- Student Attendance By Month Summary Report

2019 Student Attendance By Month (Summary)

4/15/2019 11:55 am

SIS Home District: 123456789658415 ISBE SD 101

Selection Criteria: None

Columns	A	Grade Level	C	Month of Attendance	E	Days Present	G	Days Absent - Unexcused		
	B	Student Count	D	Year of Attendance	F	Days Absent - Excused	H	Days Medically Homebound		
							I	Days Hospitalized		
Attendance Center	RCDTS	A	B	C	D	E	F	G	H	I
SIS Elementary	123456789012345	K	75	08	2018	0.000	0.000	0.000	0.000	0.000
SIS Elementary	123456789012345	1	92	08	2018	0.000	0.000	0.000	0.000	0.000
SIS Elementary	123456789012345	2	89	08	2018	0.000	0.000	0.000	0.000	0.000
SIS Elementary	123456789012345	3	88	08	2018	12.000	0.000	0.000	0.000	0.000

Student Attendance

- Student Attendance By Month Detail Report

4/15/2019 12:02 pm

**Illinois State Board of Education
Student Information System
Student Attendance By Month (Detail)**

SIS Home District: 123456789012345 ISBE SD 101
Selection Criteria: Sorted By: Student ID

Columns	A	Grade Level	C	Month of Attendance	E	Days Present	G	Days Absent - Unexcused	I	Days Hospitalized						
	B	PDA	D	Year of Attendance	F	Days Absent - Excused	H	Days Medically Homebound								
Student ID	Student Name	Birth Date	Home RCDTS	Serving RCDTS	Provider RCDTS	Start Date	End Date	A	B	C	D	E	F	G	H	I
123456789	Test, Student	12/11/2002	123456789012345	123456789012345		10/23/2018		12	1.00	10	2018	5.000	0.000	0.000	0.000	0.000
			123456789012345	123456789012345		10/23/2018		12	1.00	11	2018	15.000	2.000	0.000	0.000	0.000
			123456789012345	123456789012345		10/23/2018		12	1.00	12	2018	17.000	0.000	0.000	0.000	0.000
			123456789012345	123456789012345		10/23/2018		12	1.00	01	2019	13.000	0.000	2.000	0.000	0.000
			123456789012345	123456789012345		10/23/2018		12	1.00	02	2019	15.000	0.000	0.000	2.000	0.000
			123456789012345	123456789012345		10/23/2018		12	1.00	03	2019	20.000	0.000	0.000	0.000	0.000
			123456789012345	123456789012345		10/23/2018		12	1.00	04	2019	0.000	0.000	0.000	0.000	0.000
123456789	Test, Student	10/27/2002	123456789012345	123456789012345		08/16/2018		10	1.00	08	2018	12.000	0.000	0.000	0.000	0.000
			123456789012345	123456789012345		08/16/2018		10	1.00	09	2018	0.000	0.000	0.000	0.000	0.000
			123456789012345	123456789012345		08/16/2018		10	1.00	10	2018	23.000	0.000	1.000	0.000	0.000
			123456789012345	123456789012345		08/16/2018		10	1.00	11	2018	19.000	1.000	0.000	0.000	0.000



Illinois State Board of Education

Student Mobility

Student Mobility

88

- Student is only counted once by Serving School
- Private School Students are not included
- Based on Exit: Transfer In, Transfer Out, and Non-Transfer



Student Mobility

89

- **Transfer Out**
 - Includes enrollments on October 1, 2018 and ending before May 10, 2019.
- **Transfer In**
 - Includes enrollments starting after October 1, 2018 and enrollment ending on May 10, 2019 or after.
- **Transfer In and Out**
 - Includes enrollments starting after October 1, 2018 and enrollment ending before May 10, 2019.
- **Non-Transfer Students**
 - Includes enrollments on October 1, 2018 and ending on May 10, 2019 or after.
 - Includes student promoted or graduated mid-year.
- **Enrollment (All Students)**
 - Is the sum of Transfer Out, Transfer In, Transfer In and Out, and Non-Transfer Students.
- **Mobility Rate %**
 - Is the sum of Transfer Out, Transfer In, and Transfer In an Out, divided by the Enrollment (All Students).



Student Mobility

- Student Mobility Rate Reports

The screenshot displays the Illinois State Board of Education Student Information System interface. The top navigation bar includes the logo, login information (ISBEADMZZZ), and the title "Student Information System View Report". The left sidebar contains a navigation menu with options like Home, Student, Search SID, Request New SID, Exit Enrollment, Assessment Pre-ID, Assessment Correction, Assessment Unassigned, Adjusted Cohorts, Prenatal, Teacher, Batch Files, Reports, Help, ISBE Internal, and Log Out. The main content area shows a tree view of reports under the "State Reporting" section. The "State Reporting" section is highlighted with a red box. Under "State Reporting", there are several sub-sections: "Fall Enrollment Counts" (Summary), "Homeless Counts" (Summary), "Report Card and Accountability Reports" (Summary, Detail), "Student Mobility" (Summary, Detail), "Percent 8th Graders Taking Algebra I" (Detail), "Freshman On Track" (Detail), "Advanced Coursework" (Summary, Detail), "Adjusted Cohort Graduation Rate" (Summary), "Rate Overview" (Summary), "Rate By Subgroup" (Summary), "Student Detail by Cohort Category" (Summary), "Rate by Exit Type Code" (Summary, Detail), "SIS Calculated First Year 9th Grade" (Detail), "Homeless Graduation Rate" (Summary, Detail), "End of Year Reports" (Summary), "Student Suspensions" (Summary), "Student Expulsions" (Summary), "High School Dropouts" (Summary), "High School Graduates" (Summary), and "Student Discipline" (Summary, Detail).



Student Mobility

- Student Mobility Rate Reports – Criteria Page: Select Serving School

Illinois State Board of Education

Student Information System
View Student Mobility (Detail)

SESSION TIMEOUT 19:47

Login: IBM_TEST_4

Home

Student

Search SID

Request New SID

Exit Enrollment

Assessment Pre-ID

Assessment Correction

Assessment Unassigned

Adjusted Cohorts

Prenatal

Teacher

Batch Files

Reports

Help

Log Out

Student Mobility (Detail)

School Year 2017

School All Schools

Home Serving

Grade All Grades

IEP Indicator Both Yes No

Private School Student Indicator Both Yes No

Exit Code All

Sort By SID

View Report or **Create PDF Report**

Have questions or need help? Contact our Call Center (217)558-3600 between 7:00am - 5:00pm CST, Monday - Friday or [Click here to Contact Us](#)



Student Mobility

• Student Mobility Rate Summary Report

2019 Student Mobility (Summary)

5/20/2019 11:05 am

SIS Serving District: 1234567891 ISBE SD 101

Selection Criteria: None

All Students (Enrollment): 738 Students Enrolled Late: 0 Students Exited Early: 580 Enrolled Late and Exited Early: 157 Mobility Rate: 99.86%

SIS Elementary 123456789012345

	All	Male	Female	White	Black	Hispanic	Asian	Pacific	Native Am.	2 or More	EL	IDEA Services	FRL
Exited Early	35	17	18	0	34	0	0	0	0	1	0	9	33
Enrolled Late and Exited Early	9	8	1	0	9	0	0	0	0	0	0	1	4
Enrollment	44	25	19	0	43	0	0	0	0	1	0	10	37
Mobility Rate %	100.00%	100.00%	100.00%		100.00%					100.00%		100.00%	100.00%

SIS Middle School 123456789012345

	All	Male	Female	White	Black	Hispanic	Asian	Pacific	Native Am.	2 or More	EL	IDEA Services	FRL
Exited Early	42	21	21	0	41	0	0	0	1	0	0	3	33
Enrolled Late and Exited Early	4	3	1	0	4	0	0	0	0	0	0	1	1
Enrollment	46	24	22	0	45	0	0	0	1	0	0	4	34
Mobility Rate %	100.00%	100.00%	100.00%		100.00%				100.00%			100.00%	100.00%



Student Mobility

• Student Mobility Rate Detail Report

Illinois State Board of Education Student Information System 2019 Student Mobility (Detail)

5/20/2019 11:09 am

SIS Serving District: 1234567891 ISBE SD 101

Selection Criteria: Sorted By: Student ID

All Students (Enrollment): 738 Students Enrolled Late: 0 Students Exited Early: 580 Enrolled Late and Exited Early: 157 Mobility Rate: 99.86%

Columns	A	Grade Level	C	Race Code	E	Private School Indicator	G	EL	I	Exit Reason
	B	Gender	D	PDA	F	IDEA Services	H	FRL		

SIS Exit Codes

02	Transfer to another public school within the district	07	Death	14	Aged Out
03	Transfer to Home Schooled	08	Expulsion	15	Certificate of Completion
04	Transfer to Private School	09	Dropped Out	16	Victim of a Violent Crime
05	Promotion	10	Transfer to GED Program	17	Change in Serving School or Percent Day Attended (PDA)
06	Graduated with regular, advanced, International Baccalaureate, or other type of diploma	11	Moved, not known to be continuing	18	Moved Out of the United States
		12	Retained in same grade or demoted to a lower grade	19	Transfer to another public school district out of Illinois
				20	Transfer to another public school district in Illinois

Enrolled Late and Exited Early

Student ID	Student Name	Birth Date	Home RCDTS	Serving RCDTS	Provider RCDTS	Start Date	End Date	A	B	C	D	E	F	G	H	I
123456789	TEST, STUDENT	12/03/2005	123456789012345	123456789012345		02/05/2019	03/13/2019	7	F	14	1.00		N	N	N	20
123456789	TEST, STUDENT	12/13/2004	123456789012345	123456789012345	123456789012345	02/14/2019	03/19/2019	8	M	14	1.00		Y	N	Y	17
123456789	TEST, STUDENT	06/05/2002	123456789012345	123456789012345		04/09/2019	04/11/2019	11	M	14	1.00		N	N	N	20





Illinois State Board of Education

9 Month ADA and
Best 3 Month's ADA

9 Month ADA and Best 3 Month's ADA

95

- ADA will be calculated for every public school district except Illinois Department of Juvenile Justice.
- The state charter districts are calculated separately and manually added into the resident district.
- An attendance record is collected for each month for each student enrolled for at least a day during the month.
- An attendance record consists of number of days during the month that the student was:
 - ❖ Days Present
 - ❖ Days Absent – Unexcused
 - ❖ Days Absent – Excused
 - ❖ Days Medically Homebound
 - ❖ Days Hospitalized



9 Month ADA and Best 3 Month's ADA

96

- There are 9 ADA periods.
 - ❖ Period 1 is from the first day of class to the end of September.
 - ❖ Period 2 to 8 are the months from October through April.
 - ❖ Period 9 is from May 1st through the last day of school.
 - ❖ No attendance is collected for summer school.
- A students' days of attendance is the sum of the Days Present.
- The actual attendance is the sum calculated above * the percent time of day.
 - ❖ If the student is present 50% of the day and was present 20 school days during the month the attendance is $20 * .50 = 10$.
- The Students being served in a state funded school are not included in the calculation. The state funded schools are:
 - ❖ 190220200636301 - Phillip J Rock and School
 - ❖ 651089000803001 - Illinois School for the Deaf
 - ❖ 651089000803002 - Illinois School for the Visually Impaired
 - ❖ 651089000803003 - IL Center for Rehab & Education



9 Month ADA and Best 3 Month's ADA

97

- The days of attendance are split into claimable and non-claimable counts based on the student/enrollment.
- The students must be enrolled in Kindergarten through 12th grade.
- Pre-K special education students are also claimable in their resident district unless they meet a rule defined below.
- Pre-K general education students are counted as non-claimable in their resident district.
- A non-claimable student/enrollment is one that:
 - ❖ The student is a special education youth-in-care (YIC) student.
 - The attendance is non-claimable in the resident district.
 - ❖ The parent pays tuition for the student to attend a district outside their residence.
 - The attendance is non-claimable in the district serving the student.
 - ❖ The student is a YIC, in general education and living in a group home.
 - The attendance is non-claimable in the resident district.
 - ❖ The resident school of the student is deactivated.
 - The attendance is counted as claimable in the resident district.
 - The attendance is counted as non-claimable in the serving district.
 - ❖ The student is in a county detention center.
 - The attendance is counted as non-claimable in the district of the detention center.



9 Month ADA and Best 3 Month's ADA

98

- A claimable student/enrollment are all students in their resident district that are not marked as non-claimable by the rules above.
- The 9 month ADA calculation is the total claimable ADA – Students whose tuition is paid to another district + the total non-claimable ADA
- The districts best 3 months ADA is the sum of the Claimable Days of attendance for the highest 3 months ADA divided by the sum of the days in session for those months.



9 Month ADA and Best 3 Month's ADA

School Calendar Codes			
Id	School Calendar Code	School Calendar	Counts as a School Day
1	X	Pupil Attendance Day	Yes
2	XHI	Half-Day In-service	Yes
3	XHPT	Half-Day Parent/Teacher Conference	Yes
23	ED	Emergency Day	No
4	XID	Interrupted Day	Yes
5	XDS	Delayed Start Day	Yes
6	XHS	Half-Day School Improvement Program	Yes
7	XHSW	Half-Day School Improvement Program Waiver	Yes
8	XH	Pupil Attendance Holiday Waiver	Yes
9	XED	Emergency Day-Proposed	No
10	XHIH	Half-Day In-service Holiday Waiver	Yes
11	XHPH	Half-Day Parent/Teacher Conf. Holiday Waiver	Yes
12	FI	Full-Day In-service	No
13	FPT	Full-Day Parent/Teacher Conference	No
14	PI	Parent Institute	No
15	TI	Teacher Institute/Workshop	No
16	AOG	Act of God Day	No
17	WFI	Full-Day In-service Waiver	No
18	WFPT	Full-Day Parent/Teacher Conference Waiver	No
19	WFS	Full-Day School Improvement Program Waiver	No
20	FIH	Full-Day In-service Holiday Waiver	No
21	FPTH	Full-Day Parent/Teacher Conf. Holiday Waiver	No
22	TIH	Teacher Institute/Workshop Holiday Waiver	No
24	HOL	Holiday	No
25	NIA	Not in Attendance	No
26	WFSH	Full-Day School Improvement Holiday Waiver	No
27	XHSH	Half-Day School Improvement Holiday Waiver	Yes
28	XHPW	Half-Day Parent/Teacher Conference Waiver	Yes
29	XELD	ELearning Day	Yes



9 Month ADA and Best 3 Month's ADA

- **School ADA Report - Will be available soon!**

ISBE SD 101 123456789012345 - SIS Jr High School							
Period	Begin	End	Days In Session	Claimable Days	Non-Claimable Days	Claimable ADA	Non-Claimable ADA
1	School Start	9-30	32	4676.00	146.13	1732.50	54.14
2	10-1	10-31	20	2891.50	144.58	1094.00	54.70
3	11-1	11-30	19	2594.00	136.53	1036.00	54.53
4	12-1	12-31	13	1898.00	146.00	795.00	61.15
5	1-1	1-31	21	2708.50	128.98	1129.50	53.79
6	2-1	2-28	18	2333.00	129.61	1009.50	56.08
7	3-1	3-31	21	2936.00	139.81	1262.00	60.10
8	4-1	4-30	18	13.00	0.72	0.00	0.00



9 Month ADA and Best 3 Month's ADA

- **District ADA Report - Will be available soon!**

12345678901 - ISBE SD 101							
Period	Begin	End	Days In Session	Claimable Days	Non-Claimable Days	Claimable ADA	Non-Claimable ADA
1	School	9-30	32	28,080.35	5,197.50	877.51	162.42
2	10-1	10-31	20	17,610.19	3,282.00	880.51	164.10
3	11-1	11-30	19	15,693.00	3,108.00	825.95	163.58
4	12-1	12-31	13	11,404.50	2,385.00	877.27	183.46
5	1-1	1-31	21	16,504.50	3,388.50	785.93	161.36
6	2-1	2-28	18	14,681.75	3,028.50	815.65	168.25
7	3-1	3-31	21	18,204.25	3,786.00	866.87	180.29
8	4-1	4-30	18	18,204.25	3,786.00	866.87	180.29
9	5-1	School End	18	18,204.25	3,786.00	866.87	180.29
Totals			180	158,587.04	31,747.50	881.04	176.38
ADA of resident pupils for whom tuition is paid to another LEA							60.22
9 Month ADA							997.19
Districts Best 3 Months ADA							878.43





Illinois State Board of Education

School Year 2019 Updates

School Year 2019 Updates

103

College and Career Readiness Indicator (CCRI)

- SIS will start collecting CCRI data in SY 2019.
- CCRI data will first be reported in the October 2020 Report Card.
- Data points will become part of the Student Success/School Quality Indicator within the accountability system in the 2021 Report Card.
- Only students in grades 9 – 12 will be able to enter a CCRI record.
- Only the most recent Home, Serving, or Service Provider RCDT can add or edit a CCRI Record.
- More information can be found at:
<https://www.isbe.net/Documents/College-Career-Ready-Indicator.pdf>



School Year 2019 Updates

- College and Career Readiness Indicator Template
 - The Templates, XML Schema, and Data Elements are now posted!

College and Career Readiness Indicator	Student Count	College_and_Career_Readiness_Indicator_Win.csv	Current Date	Home RCTDS Code																
Student ID 123456789	SAP ID 12345	Smith	Student Last Name Michael	Student First Name	Birth Date 01/01/2000	Home RCTDS 123456789123456	School Year 2019	GPA 00	Identify a Career Area of Interest by the End of the Sophomore Year 02	One Academic Indicator in ELA 02	One Academic Indicator in Math 02	Minimum ACT or SAT Subject Scores-English/Reading/Writing 02	Minimum ACT or SAT Subject Scores-Math 02	Career Development Experience 02	Industry Credential 02	Military Service or an ASVAB Score of 31 or Higher 02	Attaining and Maintaining Consistent Employment for a Minimum of 12 Months 02	Consecutive Summer Employment 02	25 Hours of Community Service 02	Two or More Organized Co-curricular Activities 02

School Year 2019 Updates

105

CCRI Data Elements:

- **GPA (Only for grades 11 and 12)**
 - 01- 3.75 or Above
 - 02- 2.8-3.74
 - 03- Below 2.8
 - 00-None
- **Identify a Career Area of Interest by the End of Sophomore Year - Yes/No**
- **One academic indicator in ELA - Yes/No**
- **One academic indicator in Math - Yes/No**
- **Minimum ACT or SAT Subject Scores-English, Reading, and Writing - Yes/No**
- **Minimum ACT or SAT Subject Scores-Math - Yes/No**



School Year 2019 Updates

106

CCRI Data Elements continued:

- **Career Development Experience - Yes/No**
- **Industry Credential**
 - 01 - Agriculture, Food and Natural Resources
 - 02 - Arts and Communications
 - 03 - Finance and Business Services
 - 04 - Human and Public Services
 - 05 - Information Technology
 - 06 - Manufacturing, Engineering, Technology and Trades
 - 07 - Health Sciences and Technology
 - 00 - None
- **Military Service or an ASVAB Score of 31 or Higher - Yes/No**
- **Attaining and Maintaining Consistent Employment for a Minimum of 12 Months - Yes/No**
- **Consecutive Summer Employment -Yes/No**
- **25 Hours of Community Service - Yes/No**
- **Two or More Organized Co-curricular Activities - Yes/No**



School Year 2019 Changes

107

Seal of Biliteracy

- The Seal of Biliteracy Application and Awards will soon be collected in SIS
- Districts' will be able to submit Seal of Biliteracy Student Awards by the end of SY 2019
- Only Districts' with enrollment's in grades 11-12 can apply for the Seal of Biliteracy
- Districts' must first complete a Seal of Biliteracy Application – Will be Available in SIS Online Only!

School Year 2019 Changes

Seal of Biliteracy – Online Application

- Districts' must first complete a Seal of Biliteracy Application – Online Only

The screenshot displays the 'Seal of Biliteracy Application' form within the 'Student Information System'. The form includes a sidebar with navigation options such as Home, Student, Search SID, Request New SID, Exit Enrollment, Assessment Pre-ID, Assessment Correction, Assessment Unassigned, Adjusted Cohorts, Evidence Based Funding, Prenatal, Early Childhood Transition, PA 100 - 105, Seal of Biliteracy (highlighted), Teacher, Batch Files, Reports, Help, and Log Out. The main content area is titled 'Seal of Biliteracy Application' and features a 'School Year' dropdown menu set to 2019. Below this, there are two columns of information: 'District Information' and 'Coordinator Information'. The 'District Information' section includes fields for District Name, Phone Number, Address Line 1, Address Line 2, City, State, Zip Code, Name of Superintendent, and Superintendent's E-mail. The 'Coordinator Information' section includes fields for Name of Coordinator, Coordinator's Phone Number, Coordinator's E-mail, Address Line 1, Address Line 2, City, State, and Zip Code. There are also fields for Superintendent Signature and Date Submitted. Below these sections is a table titled 'District Projections of Student Participation in the 2018-2019 State Seal of Biliteracy Program'. The table has four columns: 'Language of Biliteracy (Other than English)', 'Projected Number of Students to Receive Seal of Biliteracy', 'Projected Number of Students to Receive Commendation toward Biliteracy', and 'Projected method(s) to be used to document proficiency in foreign/world language:'. The 'Projected method(s)' column lists 'Standard Assessment of four domains (Reading, Writing, Listening, Speaking)' and 'Portfolio Assessment (May be used if student falls into allowable category)'. An 'Edit' button is located at the bottom of the table.



School Year 2019 Changes

109

Seal of Biliteracy

- To add or to update a Seal of Biliteracy record the student must have a valid enrollment record in SIS by the following:
 - Enrollment record Home RCDT matches Seal of Biliteracy record's Home RCDT
 - Enrollment record School Year matches Seal of Biliteracy record's School Year
 - Enrollment is not erroneous
 - If updating Seal of Biliteracy record that already exists, Seal or Commendation cannot be "99"
 - Student must first be exited as Graduated in SIS

School Year 2019 Changes

110

Seal of Biliteracy Data Elements:

- Seal or Commendation
 - 01 - Seal
 - 02 - Commendation
 - 99 - Erroneous
- Language of Award
 - Language Codes (3 digits)

School Year 2019 Changes

111

Seal of Biliteracy Data Elements:

Method of Demonstrating English Proficiency

- 01 - English learner student meets the state proficient level on the ACCESS for ELs administered in any of grades 9-12. *Can be used for both Seal and Commendation.*
- 02 - Student achieves a “meets” or “exceeds” level in ELA on the state academic assessment administered at the secondary level. *Can be used for both Seal and Commendation.*
- 03 - Student obtains a composite score equivalent to Intermediate High or above (ACTFL proficiency levels) on the TOEFL, TOEIC or AAPPL or another standardized assessment meeting the requirements of 1.442(a)(1)(A)(iii) and either subsection (a)(1)(A)(i) or (ii), as applicable (including the ACT or SAT). *Can be used for both Seal and Commendation.*
- 04 - English learner student meets the state level for part-time TBE placement on the ACCESS for ELs administered in any of grades 9-12. *ONLY for Commendation.*
- 05 - Student obtains a composite score equivalent to Intermediate Low or above (ACTFL proficiency levels) on the TOEFL, TOEIC or AAPPL or another standardized assessment meeting the requirements of 1.442(a)(1)(A)(iii) and either subsection (a)(1)(A)(i) or (ii), as applicable. *ONLY for Commendation.*



School Year 2019 Changes

112

Seal of Biliteracy Data Elements:

Method of Demonstrating Proficiency in Language Other than English

- 01 - Student obtains a composite score equivalent to Intermediate High or above (ACTFL proficiency guidelines) on an assessment of reading, writing, listening and speaking in the target language that is accepted by ISBE (or in an assessment of reading in Latin that is accepted by ISBE). *Can be used for both Seal and Commendation.*
- 02 - Student obtains a score equivalent to ACTFL Intermediate High level (meeting progress indicators for 12th grade set forth in the Standards for Learning American Sign Language (2014)) or above on an assessment of American Sign Language. The assessment must be designed according to research-based national or international standards for educational testing. *Can be used for both Seal and Commendation.*
- 03 - Student demonstrates proficiency equivalent to ACTFL Intermediate High level or above in reading, writing, listening and speaking through the alternative evidence method. *Can be used for both Seal and Commendation.*
- 04 - Student obtains a composite score equivalent to Intermediate Low or above (ACTFL proficiency guidelines) on an assessment of reading, writing, listening and speaking in the target language that is accepted by ISBE (or in an assessment of reading in Latin that is accepted by ISBE). *ONLY for Commendation.*
- 05 - Student obtains a score equivalent to ACTFL Intermediate Low or above on an assessment of American Sign Language. The assessment must be designed according to research-based national or international standards for educational testing. *ONLY for Commendation.*
- 06 - Student demonstrates proficiency equivalent to Intermediate Low or above (ACTFL proficiency guidelines) through the alternative evidence method. *ONLY for Commendation.*



School Year 2019 Changes

- Seal of Biliteracy Template**

Seal of Biliteracy	Student Count	Seal_of_Biliteracy_WIN.csv	Current Date	RCDTS Code of Home School						
Student ID	SAP ID	Legal Last Name	Legal First Name	Birth Date	RCDTS for Home School	School Year	Seal or Commendation	Language of Award	Method of Demonstrating English Proficiency	Method of Demonstrating Proficiency in Language Other than English
123456789		Legal Last Name Sample	Legal First Name Sample	01/01/1990	123456789123456	2019	01	001	01	01
123456789		Legal Last Name Sample	Legal First Name Sample	01/01/1990	123456789123456	2019	02	002	02	02



Illinois State Board of Education

School Year 2020 Changes

School Year 2020 Changes

115

New Student Course Assignment V2 File Format to include two new fields:

- Language Course Was Taught In (Optional)
 - 3 digit Language Code
- Competency Based Education (Mandatory)
 - Yes/No

School Year 2020 Changes

116

- New Student Course Assignment V2 Template**

Student Course Assignment V2	Student Count	Student_Course_Assignment_Win_V2.csv	Current Date	Home RCTDS Code			
Student ID	SAP ID	Student Last Name	Student First Name	Birth Date	Home RCTDS	Serving School	School Year
123456789	12345	Smith	Michael	01/01/2000	123456789123456	123456789123456	2020

Term (Semester)	State Course Code	Local Course ID	Local Course Title	Student Course Start Date	Section Number	Course Level	Course Credit	Articulated Credit	Dual Credit	Course Setting	Actual Attendance (Classes)	Total Attendance (Classes)	Single Parent including Single Pregnant Woman (Reported for CTE Courses Only)	Displaced Homemaker (Reported for CTE Courses only)	Course Numeric Grade (Term)	Maximum Numeric Grade (Term)	Student Course End Date	Course Final Letter Grade/Completion Status (Term)	Language Code Course Was Taught In	Competency Based Education
01	10010A001	Math 101	Basic Mathematics	08/06/2010	115	01	1.00	02	02	02	89	90	02	02	90	100	05/06/2010	01	001	01

School Year 2020 Changes

117

Early Childhood Updates

- Removing the following fields from Demographic and Early Childhood V2 and Early Childhood V2 file formats:
 - Early Intervention
 - Referral by CFC
 - Eligibility Determination Date
 - EI Number
 - Reason for Delay
 - IEP Completion Date
 - Date Services Began

School Year 2020 Changes

Demographics and Early Childhood V3 Template

Demographics and Early Childhood V3	Student Count	Demographics_and_Early_Childhood_V3_WIN.csv	Current Date	Home RCDTS
Student ID				
123456789				
SAF ID				
Legal Last Name				
Legal First Name				
Legal Middle Name				
Lineage Code				
Birth Place Name				
Reading 1st Indicator				
Reading Improvement Block Grant Indicator				
Title I Indicator				
Eligible for Immigrant Education Program				
Home Language				
Native Language				
Homeless Indicator				
Migrant Indicator				
Private School Student				
Military Connected Student				
SSES Indicator				
EL Indicator				
IDEA Services				
Dual Language				
Language of Instruction				
FRL/Low Income Indicator				

21st Century Indicator	
Enrollment Type	
Enrollment Date	
RCDTS for Home School	
RCDTS for Serving School	
Entry/Grade Level	
School Year	
Percent of Day Student Attends School	
Tuition-In	
Classroom Location	
Preschool for All Classroom	
IDEA Services Received	
In Classroom IDEA	
Preschool For All Expansion	
Head Start Funding	
CPS Value Preschool	
Pre-K Title I	
IDEA Funding	
Local District Funding	
Tuition Based Funding	
Previous Enrollment in Early Childhood Program	
Early Head Start (Birth to 3)	
Prevention Initiative (Birth to 3)	
Child Care	
Meets at Risk Criteria	
Family Structure	
Household Income Criteria	
Child Welfare Involvement Within the Past Year	
Child has been a Youth in Care	
Family has an Open Intact Family Services Case	
Child's Parent is a Youth in Care	
Student's Family is Receiving TANF	
Student's Family is Receiving WIC	
Student's Family is Receiving SNAP	
Student's Family is Receiving Housing Subsidy	



School Year 2020 Changes

119

Early Childhood V3 Template

Early Childhood V3	Student Count	Early_Childhood_V3_WIN.csv	Current Date	Home RCDTS																																											
Student ID																																															
SAP ID																																															
Legal Last Name		Legal Last Name																																													
Legal First Name			Legal First Name																																												
Birth Date				01/01/1999																																											
RCDTS for Home School					123456789123456																																										
RCDTS for Serving School						123456789123456																																									
Classroom Location	02																																														
Preschool for All Classroom	02																																														
IDEA Services Received	02																																														
In Classroom IDEA	02																																														
Preschool For All Expansion	02																																														
Head Start Funding	02																																														
CPS Value Preschool	02																																														
Pre-K Title I	02																																														
IDEA Funding	02																																														
Local District Funding	02																																														
Tuition Based Funding	02																																														
Previous Enrollment in Early Childhood Program	02																																														
Early Head Start (Birth to 3)	02																																														
Prevention Initiative (Birth to 3)	02																																														
Child Care	02																																														
Meets at Risk Criteria	02																																														
Family Structure	02																																														
Household Income Criteria	01																																														
Child Welfare Involvement Within the Past Year	02																																														
Child has been a Youth in Care	02																																														
Family has an Open Intact Family Services Case	02																																														
Child's Parent is a Youth in Care	02																																														
Student's Family is Receiving TANF	02																																														
Student's Family is Receiving WIC	02																																														
Student's Family is Receiving SNAP	02																																														
Student's Family is Receiving Housing Subsidy	02																																														

School Year 2020 Changes

120

Gifted and Accelerated

- Individual Subject Acceleration
 - ❖ Means the practice of assigning a student to a specific content area at a higher instructional level than is typical given the student's grade for the purpose of providing access to appropriately challenging learning opportunities in one or more subject areas.
- Whole Grade Acceleration
 - ❖ Means the practice of assigning a student to a higher grade level than is typical given the student's age on a full-time basis for the purpose of providing access to appropriately challenging learning opportunities.
- Gifted Test
 - ❖ Gifted Children: “Children who give evidence of high performance capability in areas such as intellectual, creative, artistic, leadership capacity, or specific academic fields, and who require services or activities not ordinarily provided by the school in order to fully develop such capabilities”.



Illinois State Board of Education

SIS/EIS Summer Training

SIS/EIS Summer Training

122

- New User and/or Refresher Training
- Training will cover ALL SIS functionalities
- Specific dates, locations, and registration are posted on the ISBE SIS webpage at <https://www.isbe.net/Pages/Student-Information-System.aspx>
- SIS will present in the morning from 8:00 a.m. – 12:00 p.m. (Unless otherwise noted!)
- EIS will have a separate sign up and will present in the afternoon 1:30 p.m. – 3:30 p.m. (Except for Rockford will end at 3:00 p.m.)

SIS/EIS Summer Training

123

- Please only register for one session (Registration is available now)
 - Tuesday, July 23, 2019 - 8:00am- 12:00pm - Jon Davis Wrestling Center, Edwardsville, IL
 - Wednesday, July 24, 2019 - 8:00am- 12:00pm - John A. Logan College Conference Center, Carterville, IL
 - Thursday, July 25, 2019 - 8:00am- 12:00pm- Kluthe Center Rm 220, Effingham, IL
 - Monday, July 29, 201 - 8:00am- 12:00pm - Steeple Run Elementary School, Naperville, IL
 - Tuesday, July 30, 2019 - 8:00am- 12:00pm - Steeple Run Elementary School, Naperville, IL
 - Wednesday, July 31, 2019 - 8:00am- 12:00pm - Robert Blazier District 47 CORE Center, Crystal Lake, IL
 - Thursday, August 1, 2019 - 8:00am- 12:00pm - Robert Blazier District 47 CORE Center, Crystal Lake, IL
 - Monday, August 5, 2019 - 8:00am- 12:00pm - Parkland college AG Building, Champaign, IL
 - Tuesday, August 6, 2019 - [8:30am – 12:30pm](#) - IL Principal Association, Springfield, IL
 - Wednesday, August 7, 2019 - 8:00am- 12:00pm - Carl Sandburg College, Galesburg, IL
 - Thursday, August 8, 2019 - 8:00am- 12:00pm – Rockford School District 205 Boardroom, Rockford, IL





Illinois State Board of Education

Upcoming Key Dates

Upcoming Key Dates

125

<u>Activity</u>	<u>Dates</u>
ACCESS Last Day of Assessment Corrections	May 24, 2019 4:00 p.m. Deadline
DLM-AA Scores posted in SIS	June 14, 2019
IAR Scores posted in SIS	Early June 2019
SAT/PSAT Scores posted in SIS	July 15, 2019
ACCESS Scores posted in SIS	July 31, 2019
Winter/Spring/Summer - Student and Teacher Course Assignment data due	
Exit Enrollments for 2019 School	



Upcoming Key Dates

<u>Activity</u>	<u>Dates</u>
Birth to 3 data submissions finalized	<p>July 31, 2019 4:00 p.m. Deadline</p>
Caregiver Demographic data (Birth to 3) submissions finalized	
College Course Assignment data submissions finalized	
Early Childhood data submissions finalized	
Early Childhood Student Course Assignments	
Early Childhood Outcomes data submissions finalized	
EL data submissions finalized	
EL Screener data submissions finalized	
Homeless data submissions finalized	
Immigrant data submissions finalized	
Outside Course Assignments data submissions finalized	
Prenatal data submissions finalized	
Regional Safe Schools Program (RSSP) data submissions finalized	
Service Provider data submissions finalized	
Student Address data submissions finalized	
Student Course Assignment data submissions finalized	
Student Discipline data submissions finalized	
Teacher Course Assignment data submissions finalized	



Upcoming Key Dates

<u>Activity</u>	<u>Dates</u>
Adjusted Cohort Graduation Rates Finalized	<p data-bbox="1495 496 1779 629"> August 15, 2019 4:00 p.m. Deadline </p>
Freshman on Track Finalized	
Percent 8th Graders Taking Algebra I Finalized	
Advanced Coursework (IB, AP, and Dual Credit) Finalized	
Student Mobility Finalized	
Chronic Absenteeism Finalized	
Chronic Truancy Finalized	
Student Attendance Data Finalized	
ACCESS Last Day of Corrections for the Purpose of Accountability and School Report Card for SY 2019	<p data-bbox="1495 965 1779 1098"> August 16, 2019 4:00 p.m. Deadline </p>
DLM-AA Last Day of Corrections for the Purpose of Accountability and School Report Card for SY 2019	
IAR Last Day of Corrections for the Purpose of Accountability and School Report Card for SY 2019	
SAT/PSAT Last Day of Corrections for the Purpose of Accountability and School Report Card for SY 2019	





Illinois State Board of Education

Districts' Next Steps

Districts' Next Steps

129

- Exit 2019 school year enrollment records by 4:00 p.m., on July 31, 2019
 - EL data is due
 - EL Screener data is due
 - Early Childhood Outcomes data is due
 - Early Childhood Course Assignments data is due
 - Homeless data is due
 - Eligible for Immigrant Student Program (Country of Birth) data is due
 - Birth to 3 data is due
 - Caregiver data is due
 - RSSP data is due
- Run reports and verify student data are accurate and complete!
- Provide all Student Discipline records by 4:00 p.m., on July 31, 2019.

Districts' Next Steps

130

- Provide all Student Course Assignment data (Grades Pre-K - 12)
- Provide all Teacher Course Assignment data (Grades Pre-K - 12)
- Finalize Report Card Data in SIS
 - Adjusted Cohort Graduation Rate
 - Advanced Coursework
 - Chronic Absenteeism
 - Chronic Truancy
 - Freshman on Track
 - Percent of 8th Graders Taking Algebra I
 - Student Attendance Data
 - Student Mobility
- Prepare for 2020 School Year changes
- Sign up appropriate personnel for upcoming ISBE SIS training sessions





Illinois State Board of Education

Where to Direct Questions

Where to Direct Questions

132

ISBE Help Desk

- (217) 558-3600 - Option 3
- help@isbe.net
 - SIS Policy Questions will be directed to the proper department at ISBE
 - SIS Technical Questions will be directed to the IBM team



Where to Direct Questions

133

- ISBE SIS Resource Materials
 - Located on the ISBE SIS webpage at <https://www.isbe.net/Pages/Student-Information-System.aspx>
 - ISBE SIS Announcements
 - User Manual
 - File Format Layouts
 - Excel Templates
 - Tips for Completing (Data Collection Name) Template
 - Steps for Creating and Uploading (Data Collection Name)
 - Data Elements and Validations Documents
 - Past Webinars and Trainings
 - Questions and Answers



Where to Direct Questions

134

Notice – This Webinar is being Recorded

This webinar is being recorded. Please do not provide any Student, Personal, or Vendor information.





Illinois State Board of Education

Questions



Illinois State Board of Education

Thank You!