



# Illinois State Board of Education

## End of Year 2018 eReport Card Data Verification

*Student Information System*

May 22, 2018





# Notice – This Webinar Is Being Recorded!

**This Webinar is being recorded.**

**Please do not provide any Student, Personal, or Vendor information.**



- **Tips for Listening**

- Computer speakers
- Headset connected to a computer
- Telephone

- **Tips for Speaking**

- Make sure you have a microphone plugged in or the computer you are using has a microphone before raising your hand.
- Make sure all audio settings in the computer are un-muted and speakers are turned down before talking.

- **Question & Answer**

- Question & Answer Session will be held at the end of the Webinar.
- Raise your hand to ask a question.
- All text messages are logged.
- Text questions will be posted in a Q & A document after the Webinar.
- If you are using a telephone, the audio pin number must be typed in correctly before you can talk.

- **Troubleshooting**

- If you are disconnected from the Webinar at any time, you can click the link that was provided to you in your email or you can re-register for the Webinar to gain access.
- If you are listening via telephone and close out of the Webinar on your computer, you will be disconnected.



- **Welcome / Introductions**
- **End of School Year 2018 Tasks**
- **End of the Year Report Card and Accountability Verification**
  - **Percent of 8th Graders Taking Algebra I**
  - **Freshman on Track**
  - **Adjusted Cohort Graduation Rate**
  - **Advanced Coursework**
  - **Attendance Data**
  - **Chronic Absenteeism**
  - **Chronic Truancy**
  - **Student Mobility**
- **Upcoming Key Dates**
- **SIS Summer Training**
- **Districts' Next Steps**
- **ISBE SIS Resources**
- **ISBE Contact Information**
- **Questions & Answers**



### ISBE Key Team Members

- Madan Damodaran  
*Division Supervisor, Information Technology*
- Patrick Payne  
*Director of Data Strategy and Analytics*

### Presenters

- Adam Lowery  
*SIS Project Manager*
- Ellie Howard  
*SIS Business Analyst*
- Tandi Turner  
*SIS Business Analyst*
- Don Finch  
*SIS IT Technical Lead*



### Resource documents are readily available:

- Located on the ISBE SIS webpage at <https://www.isbe.net/Pages/Student-Information-System.aspx>
  - ISBE SIS Announcements
  - User Manual
  - Validations Document
  - File Format Layouts
  - Excel Templates
    - Tips for Completing (*Data Collection Name*) Template
    - Steps for Creating and Uploading (*Data Collection Name*)
  - Data Elements
  - Archived Meetings and Presentations
  - Frequently Asked Questions





## **End of School Year 2018 Tasks**



- **What is required before exiting students?**
- **What can be provided after the student has been exited?**
- **Verify data used for Report Card and Accountability**



## What is required before exiting students?

- Birth to 3 data
- Caregiver Demographic data (Birth to 3)
- Early Childhood Outcomes Entry and Progress Rating for Pre-K students with IEPs
- Early Childhood Student Course Assignments
- EL Information
- EL Screener
- Homeless data
- Immigrant data
- Regional Safe School Program (RSSP) data
- Student Address data (Students with IDEA Services='Yes' only)
- Secondary Courses Missing Final Letter Grade



**Reference the Current Enrollment Data Completion Status chart on the Dashboard to determine what data are required before exiting students.**

Current Enrollment Data Completion Status*			
Collection	Total Required	Complete	% Complete
<a href="#">Prenatal</a>	0	0	-
<a href="#">Birth To 3</a>	0	0	-
<a href="#">Birth To 3 Caregiver Demographics</a>	0	0	-
<a href="#">Early Childhood Outcomes (ECO) Entry</a>	37	9	24%
<a href="#">Early Childhood Outcomes (ECO) Progress</a>	6	0	0%
<a href="#">Early Childhood Student Count</a>	446	437	97%
<a href="#">Early Childhood Course Assignments</a>	501	207	41%
<a href="#">English Learners (EL)</a>	39	39	100%
<a href="#">EL Screener</a>	12	12	100%
<a href="#">Homeless</a>	325	313	96%
<a href="#">Eligible for Immigrant Student Program</a>	565	561	99%
<a href="#">Student Address for NEW IDEA students</a>	680	655	96%
<a href="#">Regional Safe Schools Program (RSSP)</a>	11	8	72%
<a href="#">Student Discipline</a>	NA	663	NA
<a href="#">Secondary Courses Missing Final Letter Grade</a>	1531	0	0%



### Exit All Enrollments

- All 2018 Enrollment records must be exited by 4:00 p.m. July 31, 2018
  - We recommend all students are exited immediately after their last day of school
  - However, if you have students taking summer classes, please wait to exit those students until after they finish their classes
  - Students can not re-enroll after they graduate (i.e., if exit code 06 was used).
- **Exit enrollment records online (individual records, one at a time) or via the batch file process (multiple records at once)**
  - Online Process
    - Use the SIS Exit Enrollment screen
  - Batch File Process
    - Upload Exit Enrollment File via Batch Upload in SIS

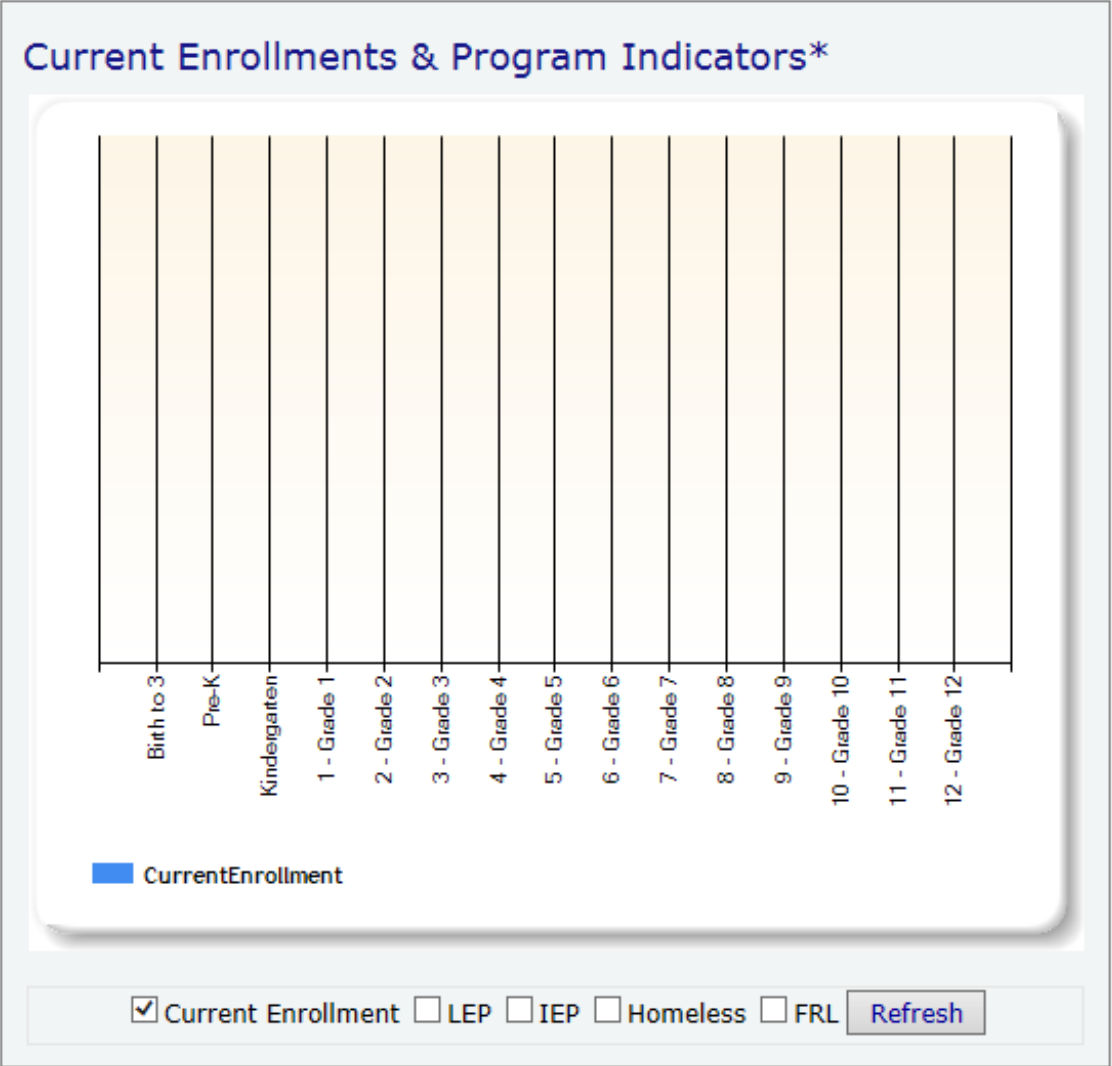


## Verify all 2018 enrollments have been exited

- View the Enrollment reports in ISBE SIS
  - Use the **Reports** screen
  - Expand the **Demographics and Enrollment** section and then select the **Enrollment - Summary** link
    - Ensure the following report criteria are selected
      - 2018 – Active Enrollments Only
      - Home School
    - Press **View Report** or **Create PDF Report**
    - If the **Count** in any **Grade** listed in the report is not 0, run the Student Enrollment Detail Report and exit the identified record(s)



Refer to Dashboard for Current Enrollments & Program Indicators to ensure all students are exited





### What can be provided after the student has been exited?

- ***Student Discipline Data***

- All discipline data must be reported by **July 31, 2018, at 4:00 p.m.**  
The disciplinary action must have occurred during the student's time of enrollment in your district, but the student does not need to be currently actively enrolled in your district.

- ***Teacher Course Assignment***

- All teacher course data must be reported after completion of the course

- ***Student Course Assignment***

- All student course data must be reported after completion of the course

- ***Attendance Data***

- All Student Attendance Data must be accurate for Report Card



### Attendance Data

- Updated Online or Batch
  - Use Exit Enrollment V2 to update via batch
    - Exit Type Code can also be updated
      - Example: 05 Promotion → 12 Retention

### Rules

- The attendance data (**Days Present, Excused Absences, Unexcused Absences**) are optional or may be left blank for the following:
  - Birth to 3 students
  - Early Childhood students
  - Private School Students='Yes'
  - Serving School District is not the same as Home School District
- All enrollments where the serving school's district is the same as the home school's district are required to provide **Days Present, Excused Absences, and Unexcused Absences**.
- Total number of **Days Present, Excused Absences and Unexcused Absences** must be equal to or less than the total number of days enrolled.



### Guidance for the First Day of Enrollment

- The begin date of a student's enrollment would be the first day the school expected that student to attend. If the student did not attend on the expected day due to an excused absence the student should be enrolled on the expected date and the student is marked absence. If the school has no contact with the student or family then the first day of enrollment would be the first day the student attends. Do not submit an enrollment record until the student has attended at least one day.

### Guidance for the Last Day of Enrollment

- The last day of enrollment is the last day the student attended school. If the student transfers to another district and delays for a period of time before enrolling the missed school days are not recorded at either school unless the school has knowledge of the situation and knows the student is absent from their school. In any event if the student enrolls at a new school the prior school's enrollment should be exited on the day prior to enrolling in the new school. If a student attends in part of the day the school can enroll them on that day and a new school cannot begin the enrollment until the next day.



- Update Student Attendance Data Online
  - Select the correct enrollment page
  - Select Update Enrollment

Click on the tabs to view the student details. To view School / District Name and contact information, please click on either the Home or Serving School RCDTS number.

SID: 123456789

Legal Last Name: SMITH

Legal First Name: JOHN

Legal Middle Name:

[Student Demographic](#)

[Student Enrollment](#)

[Program Indicators](#)

**Student Enrollment: Exited**

Enrollment Type for Serving	Transfer in from within District	School Year for Serving	2018
RCDTS for Home	<a href="#">123456789012345</a>	RCDTS for Serving	<a href="#">123456789012345</a>
Enrollment Date for Serving	09/11/2017	Percent of Day Attended (PDA)	1.00
Entry/Grade Level for Serving	4 - Grade 4		
Discipline	<a href="#">View Details</a>		
Homeless		Regional Safe School Program	
Exit Date	09/15/2017	Days Present	0.00
Exit Status	Permanent	Excused Absences	5.00
Exit Type	Change in Serving School or Full Time Equivalent (FTE)	Unexcused Absences	0.00
Student Course Assignment	<a href="#">View Details</a>		

[1](#) [2](#) [3](#) [4](#) [5](#) [6](#) [7](#) [8](#) [9](#)



- Update Student Attendance Data Online – Submit Screen

Close


Update Student Enrollment

Home RCDTS	500821890222008	Serving RCDTS	500821890222008
Enrollment Date	08/17/2017	Enrollment Type	04 - Transfer in from within District
PDA	1.00	Grade	Kindergarten
Days Present		Exit Date	09/05/2017
Excused Absences		Exit Type	20 - Transfer to another public school district IN Illinois
Unexcused Absences		Exit Status Permanent	<input checked="" type="radio"/> Yes <input type="radio"/> No

Submit

Remove Exit





Illinois State Board of Education

Login: IBM TEST\_3

- Home
- Student
- Search SID
- Request New SID
- Exit Enrollment
- Assessment Pre-ID
- Assessment Correction
- Assessment Unassigned
- Adjusted Cohorts
- Prenatal
- Teacher
- Batch Files
- Upload/Download File
- Request File
- Web Service
- Reports
- Help
- Log Out

## Student Information System

Illinois State Board of Education (ISBE) Student Information System (SIS)

SIS HOME | ISBE HOME

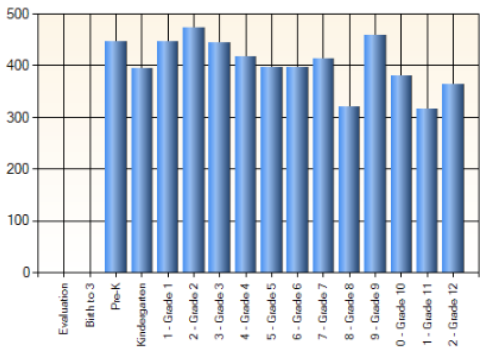
SESSION TIMEOUT 15

- PARCC Pre-ID labels for paper tests, test materials for paper tests, paper manual quantities and testing windows are due Friday, January 26, 2018.
- SAT Pre-ID labels for printing and determining test booklet and manual quantities are due Friday, January 26, 2018.
- For the SIS external website [click here](#)

School: All Schools Home Serving

District Status Panel Early Childhood Metrics Assessment PreID

### Current Enrollments & Program Indicators\*



Current Enrollment

☒ Current Enrollment ☐ LEP ☐ IDEA ☐ Homeless ☐ FRL [Refresh](#)

### Upcoming Key Dates

Activity	Date
PARCC Testing - Latest End Date (PARCC Correction Window will open the day after the last day of testing) (No Test Results)	04/20/2018
ACCESS Preliminary Scores posted in SIS	05/07/2018
DLM-AA Testing - Latest End Date	05/09/2018
First Day of DLM-AA Correction Window (No Test Results)	05/10/2018
ACCESS Last Day of Assessment Corrections	05/25/2018

[Click here for a full list of Key Dates](#)

### Course Data Quality (PreK-12)


Serving Location : East St Louis SD 189

Unique Student Count	5615
Unique Teacher Count	308
Student Teacher Ratio	18
Unique Course Count	3087
<a href="#">Courses Missing Students</a>	1019
<a href="#">Courses Missing Teachers</a>	295
<a href="#">Students Missing Courses</a>	358

### Current Enrollment Data Completion Status\*

Collection	Total Required	Complete	% Complete
<a href="#">Prenatal</a>	0	0	-
<a href="#">Birth To 3</a>	0	0	-
<a href="#">Birth To 3 Caregiver Demographics</a>	0	0	-
<a href="#">Early Childhood Outcomes(ECO) Entry</a>	37	9	24%
<a href="#">Early Childhood Outcomes(ECO) Progress</a>	6	0	0%
<a href="#">Early Childhood Student Count</a>	446	437	97%
<a href="#">Early Childhood Course Assignments</a>	501	207	41%
<a href="#">English Learners (EL)</a>	39	39	100%
<a href="#">EL Screener</a>	12	12	100%
<a href="#">Homeless</a>	325	313	96%
<a href="#">Eligible for Immigrant Student Program</a>	565	561	99%
<a href="#">Student Address for NEW IDEA students</a>	680	655	96%
<a href="#">Regional Safe Schools Program (RSSP)</a>	11	8	72%
<a href="#">Student Discipline</a>	NA	663	NA
<a href="#">Secondary Courses Missing Final Letter Grade</a>	1531	0	0%




**Illinois State Board of Education**

**Student Information System**  
Request File

Login: IBM\_TEST\_3


**Home**


**Student** 

Search SID

Request New SID

Exit Enrollment

**Assessment Pre-ID** 


**Assessment Correction** 

**Assessment Unassigned**

**Adjusted Cohorts**

**Prenatal**

**Teacher**

**Batch Files** 

**Reports**

**Help**

**Log Out**

**This screen provides a user access to request files from the Student Information Systems. Templates for these files are available at [www.isbe.net/sis](http://www.isbe.net/sis).**

**District:**  

SIS Test District ▼

**The following are the types of files a user may request from SIS:**

Exit Enrollment V2 ▼

☐ Active Enrollments Only

☒ Exited Enrollments Only

☐ All Enrollments (Active and Exited)

Request File



- [illegible]





## **End of the Year Report Card and Accountability Verification**



## Verify data used for Report Card and Accountability

- Percent of 8th Graders Taking Algebra I
- Freshman on Track
- Adjusted Cohort Graduation Rate
- Advanced Coursework
- Attendance Data
- Chronic Absenteeism
- Chronic Truancy
- Student Mobility



## **Verify data used for Report Card and Accountability**

- **Student Course Assignments MUST have a final letter grade before reviewing the following reports:**
  - **Advanced Coursework**
  - **Freshman On Track**
  - **8<sup>th</sup> Graders taking Algebra I**



## **Verify data used for Report Card and Accountability**

- **Exit all student enrollments before verifying the following reports:**
  - **Student Mobility**
  - **Chronic Absenteeism**
  - **Chronic Truancy**
  - **Adjusted Cohort Graduation Rate reports**



### **Data used for Report Card and Accountability are calculated by “Responsible School”.**

- Responsible School is for reporting purposes only and is not entered by the school districts.
- If the Serving is a public school then they are the Responsible School.
  - If the student has a split enrollment and both Serving Locations are a public school then the enrollment with the higher Serving PDA will be the Responsible School.
- If the student is outplaced then the other Serving Location on the student’s split enrollment would be the Responsible School.
- When renting space in the Serving Location (e.g.; Special Ed Co-Op) the Responsible School defaults to the Home School.





## **Percent of 8th Graders Taking Algebra I**



### Percent of 8<sup>th</sup> Graders Taking Algebra I

- **This metric is the percentage of 8<sup>th</sup> graders who have passed Algebra I or an equivalent math class. (This data will reflect the 2018 School Report Card)**
  - A student enrolled at any Illinois public school on or before **10/02/2017** and on or after **5/1/2018** is assigned to the last district enrolled for the school year.
  - The source for this metric is from the student enrollment and student course assignment data found in the Student Information System.
  - Math courses Subject Area (02) are Secondary Courses and receive High School Credit
  - Math courses Subject Area (52) are Prior to Secondary
  - Please note that math courses taken during the summer session following 8<sup>th</sup> grade are NOT included in this calculation.



**If student is assigned to one of the following State Courses they are classified as passing Algebra I, regardless of the Final Letter Grade. (This is because these classes require Algebra I as a prerequisite.)**

State Course ID	State Course Title
02056A000	Algebra II
02072A000	Geometry
02103A000	Trigonometry
02105A000	Trigonometry/Math Analysis
02106A000	Trigonometry/Algebra
02107A000	Trigonometry/Analytic Geometry
02108A000	Math Analysis/Analytic Geometry
02109A000	Elementary Functions
02110A000	Pre-Calculus
52072A000	Geometry



**If an 8th grade student enrolls and passes these Algebra I - equivalent classes, they are considered passing Algebra I**

State Course ID	State Course Title
02052A000	Algebra I (Secondary Course with high school credit)
02054A000	Algebra I/Part 2
02055A000	Transition Algebra
52038A000	Mathematics (grade 8) with Course Level as “Enriched” or “Honors”
52052A000	Algebra I (Prior to Secondary)
52061A000	Integrated Math/Multiyear Equivalent
52069A000	Algebra/Other



# End of School Year 2018 Tasks


Student Information System (SIS)

31

Final Letter Grade	Description
A+	Student received course term credit.
A	Student received course term credit.
A-	Student received course term credit.
B+	Student received course term credit.
B	Student received course term credit.
B-	Student received course term credit.
C+	Student received course term credit.
C	Student received course term credit.
C-	Student received course term credit.
D+	Student received course term credit.
D	Student received course term credit.
D-	Student received course term credit.
S	Satisfactory or Pass. Student received course term credit.
Above Average	Students performance exceeds standards. (Grades K-8 only)
Average	Students performance meets expectations. (Grades K-8 only)
P	Student was promoted at end of term. (Grades K-8 only)
Exceptional (Exceeds Expectations)	Student demonstrates the skill or understands the concepts at a level exceeding expectations for the reporting period.
Meets Standard (Developing Appropriately)	Student usually demonstrates the skill or understands the concepts and meets expectations for the reporting period.




## • Percent of 8th Graders Passing Algebra I - Report



Illinois State Board of Education

Login: IBM\_TEST\_3


Home


Student 

Search SID

Request New SID


Exit Enrollment

Assessment Pre-ID 

Assessment Correction 

Adjusted Cohorts

Teacher

Batch Files 

Reports

Help

Log Out

Student Information System

View Report

SESSION TIMEOUT

Student

Assessments (Pre-Id, Assessment Correction, Scores ISAT, IAA, PSAE, PARCC, DLM-AA)

Bilingual (ELL Screener, ELL, ACCESS)

Demographics and Enrollment (Demographics, Enrollment, Current vs. Previous Enrollment)

Discipline

Early Learning (Birth to 3, Early Childhood, Early Childhood Outcomes, Pre-K Follow-Up)

Homeless

Individual Student

Regional Safe School

Course Assignments

Student and Teacher Reports (Course Assignments, Outside Courses, College Courses)

Missing Courses

State Reporting

Fall Enrollment Counts [Summary](#)

Homeless Counts [Summary](#)

Report Card and Accountability Reports

Percent 8th Graders Taking Algebra I [Detail](#)

Freshman On Track [Detail](#)

Adjusted Cohort Graduation Rate

Rate Overview [Summary](#)

Rate By Subgroup [Summary](#)

Student Detail by Cohort Category [Summary](#)

Rate by Exit Type Code [Summary](#) [Detail](#)

SIS Calculated First Year 9th Grade [Detail](#)

Homeless Graduation Rate [Summary](#) [Detail](#)

End of Year Reports

Student Suspensions [Summary](#)

Student Expulsions [Summary](#)

High School Dropouts [Summary](#)

High School Graduates [Summary](#)


Student Discipline [Summary](#) [Detail](#)

Miscellaneous Reporting (Multiple SID, Closed Schools, Missing Persons)

Have questions or need help? Contact our Call Center (217)558-3600 between 7:00am - 5:00pm CST, Monday - Friday or [Click here to Contact Us](#)




- Percent of 8th Graders Passing Algebra I - Report



Illinois State Board of Education

Login: IBM\_TEST\_3


Home


Student 

Search SID

Request New SID


Exit Enrollment

Assessment Pre-ID 

Assessment Correction 

Adjusted Cohorts

Teacher

Batch Files 

Reports

Help

Log Out

Student Information System

View Percent 8th Graders Taking Algebra I (Detail)

SIS HOME | ISBE HOME | LOGOFF

SESSION TIMEOUT 19:51

Percent 8th Graders Taking Algebra I (Detail)

School Year2016

SchoolAll Schools

Show Courses

☐ Yes

☒ No

View Report

or

Create PDF Report

Have questions or need help? Contact our Call Center (312)559-3600 between 8:00am - 5:00pm CST, Monday - Friday or Click here to Contact Us.













## **Freshman On Track**



# Freshman on track:

- First Time 9th Grade Students enrolled at any Illinois public school on or before 10/02/2017 and exited on or after 5/1/2018. If the student has multiple enrollments the last enrollment is used as long as the exit date is after 05/01/2018
- Sum of 5 Credits or more (Any subject/class) - Passing
- Can not fail more than 0.5 credit from core subject (Reading, Math, Science and Social Science)
- Metric does not include summer school
- The source for this metric is from the SIS student enrollment and student course assignment data.
- Final Letter Grades
  - Passing
    - 01 - A+
    - 02 - A
    - 03 - A-
    - 04 - B+
    - 05 - B
    - 06 - B-
    - 07 - C+
    - 08 - C
    - 09 - C-
    - 10 - D+
    - 11 - D
    - 12 - D-
    - 14 - S (Satisfactory)
  - Failing
    - 13 - F
    - 15 - U (Unsatisfactory)



Illinois State Board of Education	Student Information System	SIS HOME   ISBE HOME
	<a href="#">View Report</a>	SESSION TIMEOUT

Login: IBM\_TEST\_3

Home

Student

Search SID

Request New SID

Exit Enrollment

Assessment Pre-ID

Assessment Correction

Adjusted Cohorts

Teacher

Batch Files

Reports

Help

Log Out


<div>+ Student<ul style="list-style-type: none"><li>- Assessments (Pre-Id, Assessment Correction, Scores ISAT, IAA, PSAE, PARCC, DLM-AA)</li><li>- Bilingual (ELL Screener, ELL, ACCESS)</li><li>- Demographics and Enrollment (Demographics, Enrollment, Current vs. Previous Enrollment)</li><li>- Discipline</li><li>- Early Learning (Birth to 3, Early Childhood, Early Childhood Outcomes, Pre-K Follow-Up)</li><li>- Homeless</li><li>- Individual Student</li><li>- Regional Safe School</li></ul></div>
<div>+ Course Assignments<ul style="list-style-type: none"><li>- Student and Teacher Reports (Course Assignments, Outside Courses, College Courses)</li><li>- Missing Courses</li></ul></div>
<div>+ State Reporting<ul style="list-style-type: none"><li>Fall Enrollment CountsSummary</li><li>Homeless CountsSummary</li><li>Report Card and Accountability Reports<ul style="list-style-type: none"><li>Percent 8th Graders Taking Algebra IDetail</li><li>Freshman On TrackDetail</li><li>Adjusted Cohort Graduation Rate<ul style="list-style-type: none"><li>Rate OverviewSummary</li><li>Rate By SubgroupSummary</li><li>Student Detail by Cohort CategorySummary</li><li>Rate by Exit Type CodeSummaryDetail</li><li>SIS Calculated First Year 9th GradeDetail</li><li>Homeless Graduation RateSummaryDetail</li></ul></li></ul></li><li>End of Year Reports<ul style="list-style-type: none"><li>Student SuspensionsSummary</li><li>Student ExpulsionsSummary</li><li>High School DropoutsSummary</li><li>High School GraduatesSummary</li><li>Student DisciplineSummaryDetail</li></ul></li></ul></div>
<div>+ Miscellaneous Reporting (Multiple SID, Closed Schools, Missing Persons)</div>

Have questions or need help? Contact our Call Center (217)558-3600 between 7:00am - 5:00pm CST, Monday - Friday or Click here to Contact Us

Copyright © 2023-2016 Illinois State Board of Education



- Freshman On Track (Detail) - Report Criteria Screen



Illinois State  
Board of Education

Student Information System

View Freshman On Track Report (Detail)

SIS HOME | ISBE HOME | LOGOFF

SESSION TIMEOUT 19:49

Login: ALLOWRY

Home

Student

Search SID

Request New SID

Exit Enrollment

Assessment Pre-ID

Assessment Correction

Adjusted Cohorts

Teacher

Batch Files

Reports

Help

ISBE Internal

Log Out

Freshman On Track Report (Detail)

School Year2017

SchoolAll Schools

Academic TermAll Terms

Show Courses☐ Yes ☒ No

Credit Value Per Term0.5

View Report

 or 

Create PDF Report

Have questions or need help? Contact our Call Center (217)558-3600 between 7:00am - 5:00pm CST, Monday - Friday or Click here to Contact Us

Copyright © 2003-2017 Illinois State Board of Education



• Freshman On Track (Detail) – Report

Illinois State Board of Education  
Student Information System  
2018 Freshman On Track Report (Detail)

5/17/2018 1:55:45PM

SIS Home School: 1234567891234      Test Senior High School      \* Courses in Subject Areas 01 - 04  
Selection Criteria:    Course Details Hidden    Credit Value Per Term = 0.5 (Must have 5 credits to pass and not fail more than 0.5 credits in core class.)

Total Freshman: 344	Freshman On Track: 0	Freshman Not On Track: 344	Freshman On Track Percentage: 0.00
---------------------	----------------------	----------------------------	------------------------------------

Home School: 1234567891234 - East St Louis Senior High School	Responsible: 1234567891234
---	----------------------------

Total Freshman: 344	Freshman On Track: 0	Freshman Not On Track: 344	Freshman On Track Percentage: 0.00
---------------------	----------------------	----------------------------	------------------------------------

Not On Track

Student ID	Student Name	Date of Birth	Number of Credits Passed	Number of Core Course Credits Failed *
123456789	Test, John	10/20/1995	3.00	0.00
		02/04/2003	2.50	0.50
		11/20/2002	3.00	0.00
		02/02/2001	3.00	0.00
		10/21/2002	3.00	0.00
		02/03/2002	2.50	0.50
		05/27/2002	0.00	0.00





## **Adjusted Cohort Graduation Rate**




### Adjusted Cohort Graduation Rate

- The 2018 adjusted cohort graduation rate will be calculated based on SIS data.
- Because the related information will be derived from student information, the accuracy of data reported to SIS becomes even more significant. The adjusted cohort graduation rate will be calculated based on student enrollments and upon proper identification of Enrollment Exit Codes.
- The **Cohort Enrollment Exit Type Code** is essential in providing an accurate measure of high school graduation data. The Cohort Enrollment Exit Type Code is initially set to the student's general Enrollment Exit Type Code, but it can be updated (as appropriate) through the related online screens.
- **Cohort Enrollment Exit Type Codes** fall into 3 categories (Graduates, Non-Graduates, and "Removed from Cohort") that are used in calculating the adjusted cohort graduation rate.



## Online

- Adjusted Cohort Graduation Rate - Search Screen



Illinois State  
Board of Education

Student Information System

Adjusted Cohort Graduation Rate

SIS HOME | ISBE HOME | LOGOFF

SESSION  
TIMEOUT 19:58

Login: IBM\_TEST\_3

Home

Student

Search SID

Request New SID

Exit Enrollment

Assessment Pre-ID

Assessment Correction

Adjusted Cohorts

Teacher

Batch Files

Reports

Help

Log Out

To update an exit for Graduation Rate please provide the SID and at least one of the following:

1. Last Name

2. First Name

(OR)

3. Date of Birth

Then click the 'Search' button

\*SID

AND AT LEAST ONE BELOW

\*Legal Last Name

\*Legal First Name

\*Date of Birth (mm/dd/yyyy)

Search


Have questions or need help? Contact our Call Center (217)558-3600 between 7:00am - 5:00pm CST, Monday - Friday or Click here to Contact Us

Copyright © 2003-2016 Illinois State Board of Education



Online

- Adjusted Cohort Graduation Rate



Illinois State  
Board of Education

Student Information System

Adjusted Cohort Graduation Rate

Login: IBM\_TEST\_3

Home

Student

Search SID

Request New SID

Exit Enrollment

Assessment Pre-ID

Assessment Correction

Assessment Unassigned

Adjusted Cohorts

Prenatal

Teacher

Batch Files

Reports

Help

Log Out

SID : 123456789

Legal Last Name : Smith

Legal First Name : Jane

Date Of Birth : 08/10/1999

Student Enrollment

Enrollment Type	Re-entry to the same school	School Year	2018
RCDTS for Home	1234567891234	RCDTS for Serving	1234567891234
Enrollment Grade Level	12 - Grade 12	FTE	1.00
Enrollment Date	08/22/2017	Exit Date	06/02/2017

Cohort Graduation Data

1st School Year in Grade 9	2015
Enrollment Exit Type	Graduated with regular, advanced, International Baccalaureate, or other type o ▼


Back

Edit



## Online

- Adjusted Cohort Graduation Rate



Illinois State  
Board of Education

Student Information System

Adjusted Cohort Graduation Rate

Login: IBN\_TEST\_3

Home

Student

Search SID

Request New SID

Exit Enrollment

Assessment Pre-ID

Assessment Correction

Assessment Unassigned

Adjusted Cohorts

Prenatal

Teacher

Batch Files

Reports

Help

Log Out

SID : 123456789

Legal Last Name : Smith

Legal First Name : Jane

Date Of Birth : 07/21/1999

Student Enrollment

Enrollment Type

Transfer in from within District

Enrollment Type

Transfer in from within District

RCDTS for Home

1234567891234

RCDTS for Home

1234567891234

Enrollment Grade Level

12 - Grade 12

Enrollment Grade Level

12 - Grade 12

Enrollment Date

08/17/2017

Enrollment Date

08/17/2017

Cohort Graduation Data

1st School Year in Grade 9

2015

Enrollment Exit Type

Transfer to GED program


Back

Edit



Online


- Adjusted Cohort Graduation Rate - Verify Screen



Illinois State  
Board of Education

Login: IBM\_TEST\_3


Home


Student 

Search SID

Request New SID

Exit Enrollment

Assessment Pre-ID 


Assessment Correction 

Assessment Unassigned

Adjusted Cohorts

Prenatal

Teacher

Batch Files 

Reports

Help

Log Out

SID : 123456789  
Legal Last Name : Smith

Legal First Name : Jane

Date Of Birth : 08/10/1999

Student Enrollment

Enrollment Type

Re-entry to the same school

School Year

2018

RCDTS for Home

1234567891234

RCDTS for Serving

1234567891234

Enrollment Grade Level

12 - Grade 12

FTE

1.00

Enrollment Date

08/22/2017

Exit Date

06/22/2018

Cohort Graduation Data

1st School Year in Grade 9

Enrollment Exit Type

Graduated with regular, advanced, International Baccalaureate, or other type of

☒ I have verified local evidence supporting my selection.

Cancel

Submit



Illinois State  
Board of Education

Student Information System

View Report

SIS HOME | ISBE HOME

SESSION  
TIMEOUT

Login: IBM\_TEST\_3

Home

Student

Search SID

Request New SID

Exit Enrollment

Assessment Pre-ID

Assessment Correction

Adjusted Cohorts

Teacher

Batch Files

Reports

Help

Log Out

[-] Student

Assessments (Pre-Id, Assessment Correction, Scores ISAT, IAA, PSAE, PARCC, DLM-AA)

Bilingual (ELL Screener, ELL, ACCESS)

Demographics and Enrollment (Demographics, Enrollment, Current vs. Previous Enrollment)

Discipline

Early Learning (Birth to 3, Early Childhood, Early Childhood Outcomes, Pre-K Follow-Up)

Homeless

Individual Student

Regional Safe School

[-] Course Assignments

Student and Teacher Reports (Course Assignments, Outside Courses, College Courses)

Missing Courses

[-] State Reporting

Fall Enrollment CountsSummary

Homeless CountsSummary

Report Card and Accountability Reports

Percent 8th Graders Taking Algebra IDetail

Freshman On TrackDetail

Adjusted Cohort Graduation Rate

Rate OverviewSummary

Rate By SubgroupSummary

Student Detail by Cohort CategorySummary

Rate by Exit Type CodeSummaryDetail

SIS Calculated First Year 9th GradeDetail

Homeless Graduation RateSummaryDetail

End of Year Reports

Student SuspensionsSummary

Student ExpulsionsSummary

High School DropoutsSummary

High School GraduatesSummaryDetail

Student DisciplineSummaryDetail

[-] Miscellaneous Reporting (Multiple SID, Closed Schools, Missing Persons)

Have questions or need help? Contact our Call Center (217)558-3600 between 7:00am - 5:00pm CST, Monday - Friday or Click here to Contact Us

Copyright © 2003-2016 Illinois State Board of Education




## • Adjusted Cohort Graduation Rate Overview – Summary

Adjusted Cohort Graduation Rate for School Year 2016						
Home District: 123456789		ISBE SD 101			4 year cohort year = 2013	
0.60%	Graduates	3	Graduates	3	Original Cohort Member	3
					Transfer In	0
	Graduates + Non-Graduates	501	Original Cohort Member	493	Graduates	3
					Non-Graduates	445
					Transfers Out	50
			+ Transfer In	53	Graduates	0
					Non-Graduates	53
			- Transfer Out	98	Verified	48
					Un-Verified	50



## • Adjusted Cohort Graduation Rate By Subgroup - Summary



**Illinois State  
Board of Education**

Login: IBM\_TEST\_3

- Home
- Student**
- Search SID
- Request New SID
- Exit Enrollment
- Assessment Pre-ID
- Assessment Correction
- Adjusted Cohorts
- Teacher
- Batch Files
- Reports**
- Help
- Log Out

# Student Information System

View Report

[SIS HOME](#) | [ISBE HOME](#)

---

**Student**

- Assessments (Pre-Id, Assessment Correction, Scores ISAT, IAA, PSAE, PARCC, DLM-AA)
- Bilingual (ELL Screener, ELL, ACCESS)
- Demographics and Enrollment (Demographics, Enrollment, Current vs. Previous Enrollment)
- Discipline
- Early Learning (Birth to 3, Early Childhood, Early Childhood Outcomes, Pre-K Follow-Up)
- Homeless
- Individual Student
- Regional Safe School

**Course Assignments**

- Student and Teacher Reports (Course Assignments, Outside Courses, College Courses)
- Missing Courses

**State Reporting**

- Fall Enrollment Counts [Summary](#)
- Homeless Counts [Summary](#)
- Report Card and Accountability Reports
  - Percent 8th Graders Taking Algebra I [Detail](#)
  - Freshman On Track [Detail](#)
  - Adjusted Cohort Graduation Rate
    - Rate Overview [Summary](#)
    - Rate By Subgroup** [Summary](#)
    - Student Detail by Cohort Category [Summary](#)
    - Rate by Exit Type Code [Summary](#) [Detail](#)
    - SIS Calculated First Year 9th Grade [Detail](#)
    - Homeless Graduation Rate [Summary](#) [Detail](#)
  - End of Year Reports
    - Student Suspensions [Summary](#)
    - Student Expulsions [Summary](#)
    - High School Dropouts [Summary](#)
    - High School Graduates [Summary](#)
    - Student Discipline [Summary](#) [Detail](#)

**Miscellaneous Reporting** (Multiple SID, Closed Schools, Missing Persons)

Have questions or need help? Contact our Call Center (217)558-3600 between 7:00am - 5:00pm CST, Monday - Friday or Click here to Contact Us




## Adjusted Cohort Graduation Rate By Subgroup - Summary

Adjusted Cohort Graduation Rate by Subgroup						
Home District: 123456789			ISBE SD 101		4 year cohort year = 2013	
Total	Graduates	Cohort				Graduation Rate
		Original	+ Transfer In	- Transfer Out	Adjusted	
	3	445	53	50	448	0.67%
Female						
	2	226	24	20	230	0.87%
Male						
	1	219	29	30	218	0.46%
Race						
Hispanic or Latino	0	1	1	0	2	0.00%
American Indian or Alaska Native	0	0	0	0	0	0.00%
Asian	0	0	0	0	0	0.00%
Black or African American	3	439	47	47	439	0.68%
Native Hawaiian or Other Pacific Islander	0	0	0	0	0	0.00%
White	0	5	4	2	7	0.00%
Two or More Races	0	0	1	1	0	0.00%
Total	3	445	53	50	448	0.67%
IEP						
	0	66	6	14	58	0.00%
LEP						
	0	0	0	0	0	0.00%
FRL						
	3	440	42	45	437	0.69%



- Adjusted Cohort Graduation Rate By Cohort Category - Summary



Illinois State  
Board of Education

Login: IBM\_TEST\_3

Home

Student

Search SID

Request New SID

Exit Enrollment

Assessment Pre-ID

Assessment Correction

Adjusted Cohorts

Teacher

Batch Files

Reports

Help

Log Out

Student Information System

View Report

SESSION  
TIMEOUT

Student

- Assessments (Pre-Id, Assessment Correction, Scores ISAT, IAA, PSAT, PARCC, DLM-AA)
- Bilingual (ELL Screener, ELL, ACCESS)
- Demographics and Enrollment (Demographics, Enrollment, Current vs. Previous Enrollment)
- Discipline
- Early Learning (Birth to 3, Early Childhood, Early Childhood Outcomes, Pre-K Follow-Up)
- Homeless
- Individual Student
- Regional Safe School

Course Assignments

- Student and Teacher Reports (Course Assignments, Outside Courses, College Courses)
- Missing Courses

State Reporting

- Fall Enrollment Counts [Summary](#)
- Homeless Counts [Summary](#)
- Report Card and Accountability Reports
  - Percent 8th Graders Taking Algebra I [Detail](#)
  - Freshman On Track [Detail](#)
  - Adjusted Cohort Graduation Rate
    - Rate Overview [Summary](#)
    - Rate By Subgroup [Summary](#)
    - Student Detail by Cohort Category [Summary](#)
    - Rate by Exit Type Code [Summary](#) [Detail](#)
    - SIS Calculated First Year 9th Grade [Detail](#)
    - Homeless Graduation Rate [Summary](#) [Detail](#)
- End of Year Reports
  - Student Suspensions [Summary](#)
  - Student Expulsions [Summary](#)
  - High School Dropouts [Summary](#)
  - High School Graduates [Summary](#)
  - Student Discipline [Summary](#) [Detail](#)

Miscellaneous Reporting (Multiple SID, Closed Schools, Missing Persons)

Have questions or need help? Contact our Call Center (217)558-3600 between 7:00am - 5:00pm CST, Monday - Friday or [Click here to Contact Us](#)

Copyright © 2003-2016 Illinois State Board of Education




Adjusted Cohort Graduation Rate By Cohort Category - Summary

Adjusted Cohort Graduation Rate Student Detail by Cohort Category													
SIS Home District: 1234567891234				SIS SD 101				4 year cohort year = 2015					
Original Cohort Member													
							Last Exited Enrollment in SIS						
Student ID	Name	Gender	Race	9th Grade Home RCDTS	LEP	IDEA Services	FRL	Grade	School Year	Home RCDTS	Responsible	Exit Code	Final Outcome
123456789	Smith, Test	M	14	1234567891234	N	N	Y	12	2017	1234567891234	1234567891234	06	Graduated
123456789	Smith, Test	M	14	1234567891234	N	N	Y	10	2017	1234567891234	1234567891234	05	Non-Graduated
123456789	Smith, Test	F	14	1234567891234	N	N	Y	11	2017	1234567891234	1234567891234	05	Non-Graduated



- Adjust Cohort Graduation Rate By Exit Type Code - Summary



Illinois State Board of Education

Login: IBM\_TEST\_3

Home

Student

Search SID

Request New SID

Exit Enrollment

Assessment Pre-ID

Assessment Correction

Adjusted Cohorts

Teacher

Batch Files

Reports

Help

Log Out

Student Information System

View Report

SESSION TIMEOUT

Student

- Assessments (Pre-Id, Assessment Correction, Scores ISAT, IAA, PSAE, PARCC, DLM-AA)
- Bilingual (ELL Screener, ELL, ACCESS)
- Demographics and Enrollment (Demographics, Enrollment, Current vs. Previous Enrollment)
- Discipline
- Early Learning (Birth to 3, Early Childhood, Early Childhood Outcomes, Pre-K Follow-Up)
- Homeless
- Individual Student
- Regional Safe School

Course Assignments

- Student and Teacher Reports (Course Assignments, Outside Courses, College Courses)
- Missing Courses

State Reporting

- Fall Enrollment Counts [Summary](#)
- Homeless Counts [Summary](#)
- Report Card and Accountability Reports
  - Percent 8th Graders Taking Algebra I [Detail](#)
  - Freshman On Track [Detail](#)
  - Adjusted Cohort Graduation Rate
    - Rate Overview [Summary](#)
    - Rate By Subgroup [Summary](#)
    - Student Detail by Cohort Category [Summary](#)
    - Rate by Exit Type Code [Summary](#) [Detail](#)
    - SIS Calculated First Year 9th Grade [Detail](#)
    - Homeless Graduation Rate [Summary](#) [Detail](#)
- End of Year Reports
  - Student Suspensions [Summary](#)
  - Student Expulsions [Summary](#)
  - High School Dropouts [Summary](#)
  - High School Graduates [Summary](#)
  - Student Discipline [Summary](#) [Detail](#)

Miscellaneous Reporting (Multiple SID, Closed Schools, Missing Persons)

Have questions or need help? Contact our Call Center (217)558-3600 between 7:00am - 5:00pm CST, Monday - Friday or Click here to Contact Us

Copyright © 2003-2016 Illinois State Board of Education



4/6/2016 9:43 am

# Adjusted Cohort Graduation Rate By Exit Type Code

## School Year 2016

This Cohort Consist of Students Whose 1st Year in 9th Grade Was School Year 2013

SIS Home District: 123456789 ISBE SD 101

Selection Criteria: Year In Cohort = 4

**0.67 % Adjusted Cohort Graduation Rate**

Adjusted Cohort Graduation Rate = Total Graduates / (Total Graduates + Non-Graduates)

	Graduates	Non- Graduates	Removed from Cohort (Not Enrolled)	History of Cohort			
				2013	2014	2015	2016
Aged Out	0	0	0	0	0	0	0
Certificate of Completion	0	0	0	0	0	0	0
Change in Serving School or Full Time Equivalent (FTE)	0	18	0	0	0	0	18
Death	0	0	0	0	0	0	0
Dropped Out	0	34	0	0	18	4	12
Expulsion	0	7	0	0	1	1	5
Graduated with regular, advanced, International Baccalaureate, or other type of diploma	3	0	0	0	0	3	0
Medical Non-Compliance	0	0	0	0	0	0	0
Moved Out of the United States	0	0	0	0	0	0	0
Moved, not known to be continuing	0	22	0	0	3	12	7
Promotion	0	251	0	8	14	224	5
Retained in same grade	0	17	0	6	4	7	0
Transfer to another public school district	0	0	0	0	0	0	0
Transfer to another public school district IN Illinois	0	0	23	2	9	5	7
Transfer to another public school district OUT of Illinois	0	0	23	6	4	10	3
Transfer to another public school within the district	0	88	0	4	2	81	1
Transfer to GED program	0	8	0	2	1	5	0
Transfer to Home Schooled	0	0	0	0	0	0	0
Transfer to Private School	0	0	4	1	2	1	0
Victim of a Violent Crime	0	0	0	0	0	0	0
TOTAL	3	445	50	29	58	353	58

SIS Calculated First Year 9th Grade: 13



## Adjusted Cohort Graduation Rate Recap

- All of your students will need to be exited before an accurate Adjusted Cohort Graduation Rate can be calculated
- Your 4, 5, and 6 year Cohort Graduation Rate will be included on your school report card – Accuracy is very important
- This is for grades 9 – 12 only
- The 2018 data will be final as of August 15, 2018, at 4:00 PM



# ISBE

Illinois State Board of Education

## Advanced Coursework



## Advanced Coursework

- Advanced Coursework - International Baccalaureate (IB), Advanced Placement (AP) and Dual Credit Courses
- Only applies to Students in Grades 9-12
- Students in grade 9-12 taking International Baccalaureate (IB), Advanced Placement (AP) and Dual Credit Courses in SIS are being used for state and Federal reporting.
- The deadline to make any changes Student Course Assignment data to be included in reporting is due August 15, 2018 at 4:00 PM. Student Course Assignments can continue to be entered after the July 31, 2018 exit deadline.



- Advanced Coursework

The screenshot shows the Illinois State Board of Education Student Information System (SIS) interface. The left sidebar contains a navigation menu with the following items: Home, Student, Search SID, Request New SID, Exit Enrollment, Assessment Pre-ID, Assessment Correction, Assessment Unassigned, Adjusted Cohorts, Teacher, Batch Files, Reports (highlighted), Help, ISBE Internal, and Log Out. The main content area displays the 'Student Information System' header with a 'View Report' link. Below the header, the 'Student' section is expanded, showing a list of reports: Assessments, Bilingual, Demographics and Enrollment, Discipline, Early Learning, Homeless, Individual Student, Regional Safe School, and Special Education. The 'Course Assignments' section is also expanded, showing 'Student and Teacher Reports' and 'Missing Courses'. The 'State Reporting' section is expanded, showing a list of reports: Fall Enrollment Counts, Homeless Counts, Report Card and Accountability Reports, Percent 8th Graders Taking Algebra I, Freshman On Track, Advanced Coursework (highlighted with a red box), Adjusted Cohort Graduation Rate, Rate Overview, Rate By Subgroup, Student Detail by Cohort Category, Rate by Exit Type Code, SIS Calculated First Year 9th Grade, Homeless Graduation Rate, and End of Year Reports. The 'Advanced Coursework' report has links for 'Summary' and 'Detail'.

Illinois State Board of Education

Student Information System

View Report

Session Timeout: 19:50

Login: ALOWRY

Home

Student

Search SID

Request New SID

Exit Enrollment

Assessment Pre-ID

Assessment Correction

Assessment Unassigned

Adjusted Cohorts

Teacher

Batch Files

Reports

Help

ISBE Internal

Log Out

**Student**

- Assessments (Pre-Id, Assessment Correction, Scores PARCC, DLM-AA, SAT)
- Bilingual (EL Screener, EL, ACCESS)
- Demographics and Enrollment (Demographics, Enrollment, Current vs. Previous Enrollment)
- Discipline
- Early Learning (Birth to 3, Early Childhood, Early Childhood Outcomes, Pre-K Follow-Up)
- Homeless
- Individual Student
- Regional Safe School
- Special Education

**Course Assignments**

- Student and Teacher Reports (Course Assignments, Outside Courses, College Courses)
- Missing Courses

**State Reporting**

- Fall Enrollment Counts [Summary](#)
- Homeless Counts [Summary](#)
- Report Card and Accountability Reports**
- Percent 8th Graders Taking Algebra I [Detail](#)
- Freshman On Track [Detail](#)
- Advanced Coursework** [Summary](#) [Detail](#)
- Adjusted Cohort Graduation Rate**
- Rate Overview [Summary](#)
- Rate By Subgroup [Summary](#)
- Student Detail by Cohort Category [Summary](#)
- Rate by Exit Type Code [Summary](#) [Detail](#)
- SIS Calculated First Year 9th Grade [Detail](#)
- Homeless Graduation Rate [Summary](#) [Detail](#)
- End of Year Reports**
- Student Suspensions [Summary](#)
- Student Expulsions [Summary](#)



- Advanced Coursework - Summary

5/18/2018 8:40:20AM

2018 Students Taking Advanced Coursework (Summary)

SIS Home District: 1234567891234

Selection Criteria: None

Home District: 123456789123

Responsible: 1234567891234

Advanced Placement Course Students			
Grade	Total Students	Students in Courses	Perecnt of Students in Courses
9	447	53	11.86%
10	354	14	3.95%
11	286	36	12.59%
12	329	62	18.84%
Total	1,416	165	11.65%

International Baccalaureate Course Students			
Grade	Total Students	Students in Courses	Perecnt of Students in Courses
9	447	0	0.00%
10	354	0	0.00%
11	286	0	0.00%
12	329	0	0.00%
Total	1,416	0	0.00%

Dual Credit Course Students			
Grade	Total Students	Students in Courses	Perecnt of Students in Courses
9	447	6	1.34%
10	354	42	11.86%
11	286	32	11.19%
12	329	63	19.15%
Total	1,416	143	10.10%



• Advanced Coursework - Detail

2018 Students Taking Advanced Coursework (Detail)

5/18/2018 8:44:16AM

SIS Home District:

Selection Criteria: None Sorted By: Student Name

Home School: 1234567891234 - SIS Test High School

State			Section	Start	End	Letter	IPEDS
Term	Course ID	State Course Title	Number	Date	Date	Grade	Number

AP Courses

Grade: 9

Student ID: 123456789 Name: Smith, Jane			Home:	Serving:	Responsible: 1234567891234	Provider:			
S1	04004A000	AP Human Geography			70350001	08/17/2017	12/21/2017	B	---
Student ID: 123456789 Name: Smith, Jane			Home:	Serving:	Responsible: 1234567891234	Provider:			
S1	04004A000	AP Human Geography			70350001	08/17/2017	12/21/2017	B-	---
Student ID: 123456789 Name: Smith, Jane			Home:	Serving:	Responsible: 1234567891234	Provider:			
S1	04004A000	AP Human Geography			70350001	08/17/2017	12/21/2017	C	---





## **Attendance Data**




## Attendance Report

- Provides attendance for all students (includes Pre-K if reported)
- **Attendance Rate:**  $\text{Total Days Present} / (\text{Total Days Present} + \text{Excused Absences} + \text{Unexcused Absences})$



- **Attendance Reports**



Illinois State Board of Education

Login: IBM\_TEST\_3

Home

Student

Search SID

Request New SID

Exit Enrollment

Assessment Pre-ID

Assessment Correction

Assessment Unassigned

Adjusted Cohorts

Prenatal

Teacher

Batch Files

Reports

Help

Log Out

Student Information System

View Report

Student

Assessments (Pre-Id, Assessment Correction, Scores PARCC, DLM-AA, SAT)

Bilingual (EL Screener, EL, ACCESS)

Demographics and Enrollment

Discipline

Early Learning (Birth to 3, Early Childhood, Early Childhood Outcomes, Pre-K Follow-Up)

Homeless

Individual Student

Regional Safe School

Special Education

Course Assignments (Student and Teacher Reports, Missing Courses)

State Reporting (Fall/Spring Enrollment Counts, Graduation Cohort, End of Year Reports)

Prenatal (Prenatal & XREF)

Miscellaneous Reporting (Multiple SID, Closed Schools, Missing Persons)

Demographics

Enrollment

Current Enrollment vs Previous Enrollment

Enrollment Grade Discrepancies

Enrollment Anomalies

Enrollment Transfer

Eligible For Immigrant Education (2007 - 2014)

Eligible For Immigrant Student Program (2015 and later)

Student Address

Student Attendance

Chronic Absenteeism

Deactivated School Districts (only for deactivated schools)

Detention Center Enrollment Report

Summary

Detail

Summary

Detail

Summary

Summary

Detail

Summary

Detail

Summary

Detail

Summary

Detail

Summary

Detail



- Attendance Summary Report

2018 Student Attendance (Summary)

4/16/2018 11:05 am

SIS Home District: 12345678901 ISBE SD 101

Selection Criteria: None

Attendance Center	RCDTS	Grade	Student Count	Total Days Present	Total Excused Absences	Total Unexcused Absences	Total Rate
SIS Elementary	123456789012001	E	1	0.00	0.00	0.00	0%
SIS Elementary	123456789012001	7	1	50.00	1.35	0.00	97%
SIS High School	123456789010001	12	1	14.00	10.00	5.00	48%
ISBE Safe School	123456789013001	4	1	1.00	1.00	1.00	33%
ISBE Safe School	123456789013001	12	1	0.00	0.00	0.00	0%



Attendance Detail Report

4/16/2018 11:11 am

Illinois State Board of Education  
Student Information System  
2018 Student Attendance (Detail)

SIS Home District: 123456789012001 SIS School

Selection Criteria: Sorted By: Student ID

Columns	A	Grade Level	C	Days Present	E	Unexcused Absences	G	Exit Reason							
	B	PDA	D	Excused Absences	F	Attendance Rate									
SIS Exit Codes															
02	Transfer to another public school within the district			07	Death		14	Aged Out							
03	Transfer to Home Schooled			08	Expulsion		15	Certificate of Completion							
04	Transfer to Private School			09	Dropped Out		16	Victim of a Violent Crime							
05	Promotion			10	Transfer to GED Program		17	Change in Serving School or Full Time Equivalent (FTE)							
06	Graduated with regular, advanced, International Baccalaureate, or other type of diploma			11	Moved, not known to be continuing		18	Moved Out of the United States							
			12	Retained in same grade or demoted to a lower grade		19	Transfer to another public school district out of Illinois								
						20	Transfer to another public school district in Illinois								
Student ID	Student Name		Birth Date	Home RCDTS	Serving RCDTS	Provider RCDTS	Start Date	End Date	A	B	C	D	E	F	G
123456789	Smith, Michael		10/01/2013	123456789012001	123456789012001		08/02/2017	08/02/2017	E	1.00	0.00	0.00	0.00	0%	12
123456789	Smith, Jane		10/01/2013	123456789012001	123456789012001	123456789012001	08/02/2017	08/02/2017	4	1.00	1.00	1.00	1.00	33%	05
123456789	TEST, TEST BROOKE		03/15/1996	123456789012001	123456789012001	123456789012001	08/01/2017	08/01/2017	7	1.00	50.00	1.35	0.00	97%	05

Total Enrollments: 3

Total Students: 3





## **Chronic Absenteeism**



## Chronic Absenteeism Report

- If student is enrolled for equal to or less than 10 days they are NOT included on the report.
- **Rate:**  $(\text{Excused Absences} + \text{Unexcused Absences}) / (\text{Total Days Present} + \text{Excused Absences} + \text{Unexcused Absences})$
- Only students at or over 10% will be included



## 19:41



- Chronic Absenteeism Summary Report

2018 Chronic Absenteeism (Summary)

5/21/2018 11:21 am

SIS Home District:

Selection Criteria: None

Attendance Center	RCDTS	Grade	Student Count	Total Days Present	Total Excused Absences	Total Unexcused Absences	Total Absenteeism Rate
SIS Elementary .	1234567891234	K	3	90.50	6.00	43.50	37%
SIS Elementary .	1234567891234	1	3	155.00	20.00	22.00	31%
SIS Elementary .	1234567891234	2	5	153.50	20.00	53.50	43%
SIS Elementary .	1234567891234	3	3	107.00	11.00	32.00	32%



- Chronic Absenteeism Detail Report

5/21/2018 11:27 am

## Illinois State Board of Education Student Information System 2018 Chronic Absenteeism (Detail)

SIS Home District: 1234567891234 SIS CUSD 101

Selection Criteria: Sorted By: Student ID

Columns	A	Grade Level	C	Days Present	E	Unexcused Absences	G	Exit Reason							
	B	PDA	D	Excused Absences	F	Absenteeism Rate									
SIS Exit Codes															
02	Transfer to another public school within the district			07	Death		14	Aged Out							
03	Transfer to Home Schooled			08	Expulsion		15	Certificate of Completion							
04	Transfer to Private School			09	Dropped Out		16	Victim of a Violent Crime							
05	Promotion			10	Transfer to GED Program		17	Change in Serving School or Full Time Equivalent (FTE)							
06	Graduated with regular, advanced, International Baccalaureate, or other type of diploma			11	Moved, not known to be continuing		18	Moved Out of the United States							
			12	Retained in same grade or demoted to a lower grade		19	Transfer to another public school district out of Illinois								
						20	Transfer to another public school district in Illinois								
Student ID	Student Name		Birth Date	Home RCDTS	Serving RCDTS	Responsible	Start Date	End Date	A	B	C	D	E	F	G
123456789	Smith, Test		10/11/2007	1234567891234	1234567891234	1234567891234	08/17/2017	09/06/2017	4	1.00	6.00	0.00	8.00	57%	11
123456789	Doe, Jane		04/14/1999	1234567891234	1234567891234	1234567891234	08/17/2017	10/19/2017	12	1.00	5.50	0.00	37.50	87%	20
123456789	Doe, John		09/24/2003	1234567891234	1234567891234	1234567891234	09/11/2017	09/22/2017	8	1.00	8.50	0.00	1.50	15%	17





## **Chronic Truancy**







## Chronic Truancy Report

- If student is enrolled for equal to or less than 10 days they are NOT included on the report.
- **Rate:**  $\text{Unexcused Absences} / (\text{Total Days Present} + \text{Excused Absences} + \text{Unexcused Absences})$
- Only students at or over 5% will be included



## 19:41

Home
Student 
Search SID
Request New SID
Exit Enrollment
Assessment Pre-ID 
Assessment Correction 
Assessment Unassigned
Adjusted Cohorts
Prenatal
Teacher
Batch Files 
Reports
Help
Log Out



- Chronic Truancy Summary Report

2018 Chronic Absenteeism (Summary)							9/12/2017 11:03 am
SIS Home District: 12345678901 ISBE SD 101							
Selection Criteria: None							
Attendance Center	RCDTS	Grade	Student Count	Total Days Present	Total Excused Absences	Total Unexcused Absences	Total Rate
SIS Elementary	123456789012001	E	1	0.00	0.00	0.00	0%
SIS Elementary	123456789012001	7	1	50.00	1.35	0.00	97%
SIS High School	123456789010001	12	1	14.00	10.00	5.00	48%
ISBE Safe School	123456789013001	4	1	1.00	1.00	1.00	33%
ISBE Safe School	123456789013001	12	1	0.00	0.00	0.00	0%



Chronic Truancy Detail Report

5/21/2018 12:52 pm

Illinois State Board of Education  
Student Information System  
2018 Chronic Absenteeism (Detail)

SIS Home District: 1234567891234      SIS CUSD 101  
Selection Criteria:      Sorted By: Student ID

Columns	A	Grade Level	C	Days Present	E	Unexcused Absences	G	Exit Reason							
	B	PDA	D	Excused Absences	F	Absenteeism Rate									
SIS Exit Codes															
02	Transfer to another public school within the district			07	Death		14	Aged Out							
03	Transfer to Home Schooled			08	Expulsion		15	Certificate of Completion							
04	Transfer to Private School			09	Dropped Out		16	Victim of a Violent Crime							
05	Promotion			10	Transfer to GED Program		17	Change in Serving School or Full Time Equivalent (FTE)							
06	Graduated with regular, advanced, International Baccalaureate, or other type of diploma			11	Moved, not known to be continuing		18	Moved Out of the United States							
				12	Retained in same grade or demoted to a lower grade		19	Transfer to another public school district out of Illinois							
							20	Transfer to another public school district in Illinois							
Student ID	Student Name		Birth Date	Home RCDTS	Serving RCDTS	Responsible	Start Date	End Date	A	B	C	D	E	F	G
123456789	Smith, Jane		10/11/2007	1234567891234	1234567891234	1234567891234	08/17/2017	09/06/2017	4	1.00	6.00	0.00	8.00	57%	11
23456789	Smith, Jane		04/14/1999	1234567891234	1234567891234	1234567891234	08/17/2017	10/19/2017	12	1.00	5.50	0.00	37.50	87%	20

Total Enrollments: 225  
Total Students: 223





## **Student Mobility**



- **Student Mobility Rate Reports**
  - **Student is only counted once by Serving School**
  - **Private School Students are not included**
  - **Based on Exit: Transfer In, Transfer Out, and Non-Transfer**



- **Student Mobility Rate Reports**

- **Transfer Out**

- Includes enrollments on October 1, 2017 and ending before May 10, 2018.

- **Transfer In**

- Includes enrollments starting after October 1, 2017 and enrollment ending on May 10, 2018 or after.

- **Transfer In and Out**

- Includes enrollments starting after October 1, 2017 and enrollment ending before May 10, 2018.

- **Non-Transfer Students**

- Includes enrollments on October 1, 2017 and ending on May 10, 2018 or after.
    - Includes student promoted or graduated mid-year.

- **Enrollment (All Students)**


- Is the sum of Transfer Out, Transfer In, Transfer In and Out, and Non-Transfer Students.

- **Mobility Rate %**

- Is the sum of Transfer Out, Transfer In, and Transfer In an Out, divided by the Enrollment (All Students).



- Student Mobility Rate Reports



Illinois State Board of Education

Student Information System


View Report

SIS HOME | ISBE HOME | LOGOUT

SESSION TIMEOUT 18:37

Login: ISBEADMZZZ


Home


Student 

Search SID

Request New SID

Exit Enrollment

Assessment Pre-ID 


Assessment Correction 

Assessment Unassigned

Adjusted Cohorts

Prenatal

Teacher

Batch Files 

Reports

Help

ISBE Internal

Log Out

Student

Assessments (Pre-Id, Assessment Correction, Scores PARCC, DLM-AA, SAT)

Bilingual (EL Screener, EL, ACCESS)

Demographics and Enrollment (Demographics, Enrollment, Current vs. Previous Enrollment)

Discipline

Early Learning (Birth to 3, Early Childhood, Early Childhood Outcomes, Pre-K Follow-Up)

Homeless

Individual Student

Regional Safe School

Special Education

Course Assignments

Student and Teacher Reports (Course Assignments, Outside Courses, College Courses)

Missing Courses

State Reporting

Fall Enrollment Counts [Summary](#)

Homeless Counts [Summary](#)

Report Card and Accountability Reports

Student Mobility [Summary](#) [Detail](#)

Percent 8th Graders Taking Algebra I [Detail](#)

Freshman On Track [Detail](#)

Advanced Coursework [Summary](#) [Detail](#)

Adjusted Cohort Graduation Rate

Rate Overview [Summary](#)

Rate By Subgroup [Summary](#)

Student Detail by Cohort Category [Summary](#)

Rate by Exit Type Code [Summary](#) [Detail](#)

SIS Calculated First Year 9th Grade [Detail](#)

Homeless Graduation Rate [Summary](#) [Detail](#)

End of Year Reports

Student Suspensions [Summary](#)

Student Expulsions [Summary](#)


High School Dropouts [Summary](#)

High School Graduates [Summary](#)

Student Discipline [Summary](#) [Detail](#)



- Student Mobility Rate Reports – Criteria Page: Select Serving School



Illinois State Board of Education

Login: IBM\_TEST\_4

Home

Student

Search SID

Request New SID

Exit Enrollment

Assessment Pre-ID

Assessment Correction

Assessment Unassigned

Adjusted Cohorts

Prenatal

Teacher

Batch Files

Reports

Help

Log Out

Student Information System

View Student Mobility (Detail)

SIS HOME | ISBE HOME | LOGOFF

SESSION TIMEOUT 19:47

Student Mobility (Detail)

School Year

2017

School

All Schools

☐ Home

☒ Serving

Grade

All Grades

IEP Indicator

☒ Both ☐ Yes ☐ No

Private School Student Indicator

☒ Both ☐ Yes ☐ No

Exit Code

All

Sort By

SID

View Report

 or 

Create PDF Report

Have questions or need help? Contact our Call Center (217)558-3600 between 7:00am - 5:00pm CST, Monday - Friday or [Click here to Contact Us](#)



- Student Mobility Rate Summary Report

## 2018 Student Mobility (Summary)

5/21/2018 1:14 pm

SIS Serving District: 1234567891234		SIS CUSD 101											
Selection Criteria: None													
All Students: 336		Non-Transfer Students: 0				Transfer Students: 336				Mobility Rate: 100.00%			
						Transfer In: 0							
						Transfer Out: 308							
						Transfer In and Out: 28							
SIS Elementary School 1234567891234		Responsible: 1234567891234											
	All	Male	Female	White	Black	Hispanic	Asian	Pacific	Native Am.	2 or More	LEP	IDEA Services	FRL
Transfer Out	22	12	10	0	22	0	0	0	0	0	0	0	11
Transfer In and Out	2	0	2	0	2	0	0	0	0	0	0	0	0
Enrollment	24	12	12	0	24	0	0	0	0	0	0	0	11
Mobility Rate %	100.00%	100.00%	100.00%		100.00%								100.00%
SIS Middle School 1234567891234		Responsible: 1234567891234											
	All	Male	Female	White	Black	Hispanic	Asian	Pacific	Native Am.	2 or More	LEP	IDEA Services	FRL
Transfer Out	27	14	13	2	23	0	0	0	0	2	0	4	22
Transfer In and Out	3	1	2	0	3	0	0	0	0	0	0	0	2
Enrollment	30	15	15	2	26	0	0	0	0	2	0	4	24
Mobility Rate %	100.00%	100.00%	100.00%	100.00%	100.00%					100.00%		100.00%	100.00%



• Student Mobility Rate Detail Report

5/18/2018 10:25 am

Illinois State Board of Education																				
Student Information System																				
2018 Student Mobility (Detail)																				
SIS Serving District: 1234567891234 SIS Test School																				
Selection Criteria: Sorted By: Student ID																				
All Students: 337				Non-Transfer Students: 0				Transfer Students: 337				Mobility Rate: 100.00%								
Transfer In: 0																				
Transfer Out: 309																				
Transfer In and Out: 28																				
Columns	A	Grade Level		C	Race Code		E	Private School Indicator		G	LEP		I	Exit Reason						
	B	Gender		D	PDA		F	IDEA Services		H	FRL									
SIS Exit Codes																				
02	Transfer to another public school within the district						07	Death						14	Aged Out					
03	Transfer to Home Schooled						08	Expulsion						15	Certificate of Completion					
04	Transfer to Private School						09	Dropped Out						16	Victim of a Violent Crime					
05	Promotion						10	Transfer to GED Program						17	Change in Serving School or Percent Day Attended (PDA)					
06	Graduated with regular, advanced, International Baccalaureate, or other type of diploma						11	Moved, not known to be continuing						18	Moved Out of the United States					
							12	Retained in same grade or demoted to a lower grade						19	Transfer to another public school district out of Illinois					
														20	Transfer to another public school district in Illinois					
Transfer In and Out																				
Student ID	Student Name			Birth Date	Home RCDTS	Serving RCDTS	Responsible	Provider RCDTS	Start Date	End Date	A	B	C	D	E	F	G	H	I	
123456789	Smith, Joe			07/04/2012	1234567891234	1234567891234	1234567891234	1234567891234	01/08/2018	02/05/2018	K	F	14	1.00		N	N	N	19	
123456789	Smith, Joe			06/10/2012	1234567891234	1234567891234	1234567891234	1234567891234	10/30/2017	11/28/2017	K	F	14	1.00		N	N	N	02	
123456789	Smith, Joe			10/26/2006	1234567891234	1234567891234	1234567891234	1234567891234	11/16/2017	11/16/2017	5	F	14	1.00		N	N	N	12	





# Upcoming Key Dates



# Upcoming Key Dates

Posting of preliminary PARCC results in SIS	June 18, 2018
Posting of preliminary DLM-AA results in SIS	June 19, 2018
Corrected DLM-AA data sent to Vendor for Individual Score Reports	Early July, 2018
Corrected PARCC data sent to Vendor for Printing of Individual Student Reports	
Posting of preliminary SAT results in SIS	Mid July, 2018
ACCESS Final Scores posted in SIS	July 31, 2018
Winter/Spring/Summer - Student and Teacher Course Assignment data due	July 31, 2018 4:00 p.m.



# Upcoming Key Dates

<b>Exit Enrollments for 2018 School</b>	
Birth to 3 data submissions finalized	
Caregiver Demographic data (Birth to 3) submissions finalized	
College Course Assignment data submissions finalized	
Early Childhood data submissions finalized	
Early Childhood Outcomes data submissions finalized	
Early Childhood Expansion Grant data submissions finalized	
EL data submissions finalized	
EL Screener data submissions finalized	
Homeless data submissions finalized	
Immigrant data submissions finalized	
Outside Course Assignments data submissions finalized	
Prenatal data submissions finalized	
Regional Safe Schools Program (RSSP) data submissions finalized	
Service Provider data submissions finalized	
Student Address data submissions finalized	
Student Course Assignment data submissions finalized	
Student Discipline data submissions finalized	
Teacher Course Assignment data submissions finalized	

July 31, 2018 4:00 p.m.  
**Deadline**



# Upcoming Key Dates

Adjusted Cohort Graduation Rates Finalized	August 15, 2018 4:00 p.m. <b>Deadline</b>
Freshman on Track Finalized	
Percent 8 <sup>th</sup> Graders Taking Algebra I	
Advanced Coursework (IB, AP, and Dual Credit)	
ACCESS Last Day of Corrections for the Purpose of Accountability and School Report Card for SY 2018	August 31, 2018 4:00 p.m. <b>Deadline</b>
DLM-AA Last Day of Corrections for the Purpose of Accountability and School Report Card for SY 2018	
PARCC Last Day of Corrections for the Purpose of Accountability and School Report Card for SY 2018	
SAT Last Day of Corrections for the Purpose of Accountability and School Report Card for SY 2018	



# ISBE

Illinois State Board of Education

## SIS Summer Training



## New User and/or Refresher Training

- Training will cover ALL SIS functionalities
- Specific dates, locations, and registration are posted on the ISBE SIS webpage at <https://www.isbe.net/Pages/Student-Information-System.aspx>
- Please only register for one session.
  - Morning: 9:00 a.m. to 12:00 p.m.
  - Afternoon: 1:00 p.m. to 4:00 p.m.
    - Tuesday, July 24, 2018 - Parkland College Champaign, IL
    - Wednesday, July 25, 2018 - Illinois Principals Association Springfield IL
    - Thursday, July 26, 2018 - Carl Sandburg College Galesburg, IL ]
    - Tuesday, July 31, 2018 - Metea Valley High School Aurora, IL
    - Wednesday, August 1, 2018 - Robert Blazier District C.O.R.E. Center, Crystal Lake, IL
    - Thursday, August 2, 2018 - Rock Valley College Stenstrom Center for Career Education (SCCE) – Rockford, IL
    - Tuesday, August 7, 2018 - Jon Davis Wrestling Center, Edwardsville, IL
    - Wednesday, August 8, 2018 – John A. Logan College – Carterville, IL
    - Thursday, August 9, 2018 - Kluthe Center, Room 104 - Effingham, IL



# ISBE

Illinois State Board of Education

## Districts' Next Steps



- Make Assessment Corrections as necessary
- Provide all Student Discipline records by 4:00 p.m., on July 31, 2018
- Exit 2018 school year enrollment records by 4:00 p.m., on July 31, 2018
  - EL data is due
  - EL Screener data is due
  - Early Childhood Outcomes data is due
  - Early Childhood Course Assignments data is due
  - Homeless data is due
  - Eligible for Immigrant Student Program (Country of Birth) data is due
  - Birth to 3 data is due
  - Caregiver data is due
  - RSSP data is due
- Run reports and verify student data is accurate and complete!
- Provide all Student Course Assignment data (Grade Pre-K - 12)
- Provide all Teacher Course Assignment data (Grade Pre-K - 12)



- Verify data used for Report Card and Accountability
- Prepare for 2019 School Year changes
- Sign up appropriate personnel for upcoming ISBE SIS training sessions



# ISBE

Illinois State Board of Education

## **ISBE SIS Resources**



### ISBE SIS Resource Materials

- Located on the ISBE SIS webpage at <https://www.isbe.net/Pages/Student-Information-System.aspx>
- ISBE SIS Announcements
  - User Manual
  - File Format Layouts
  - Excel Templates
  - Tips for Completing (Data Collection Name) Template
  - Steps for Creating and Uploading (Data Collection Name)
  - Data Elements
  - Archived Meetings and Presentations
  - Frequently Asked Questions
- Data Quality Dashboard [User Manual](#)





# **ISBE SIS Contact Information**



- **ISBE Help Desk**
  - (217) 558-3600 Option 3
  - [help@isbe.net](mailto:help@isbe.net)
    - **Policy Questions** will be directed to the correct division.
    - **Technical Questions** will be directed to the IBM team.
- **Assessment and Accountability Division**
  - 1-866-317-6034
  - [assessment@isbe.net](mailto:assessment@isbe.net)
- **Data Analysis Division**
  - 217-782-3950
- **ISBE SIS Information Website**
  - <https://www.isbe.net/Pages/Student-Information-System.aspx>



- **Notice – This Webinar is being Recorded**

This webinar is being recorded. Please do not provide any Student , Personal or Vendor information.



# ISBE

Illinois State Board of Education

## Questions?



# ISBE

Illinois State Board of Education

# Thank You!