

ILLINOIS STATE BOARD OF EDUCATION

FY 2027 Budget Hearings

- Vision

Each and every child is equipped to make meaningful contributions to society and live life to its fullest potential.

- Mission

Provide each and every child with safe and healthy learning conditions, great educators, and equitable opportunities by practicing data-informed stewardship of resources and policy development, all done in partnership with educators, families, and stakeholders.

- Equity Statement

Illinois has an urgent and collective responsibility to achieve educational equity by ensuring that all policies, programs, and practices affirm the strengths that each and every child brings within their diverse backgrounds and life experiences, and by delivering the comprehensive supports, programs, and educational opportunities they need to succeed.

<https://www.isbe.net/Pages/Strategic-Plan.aspx>

Goals



Goal 1: Student Learning

All students will receive a high-quality education with access to appropriate resources and supports to increase their knowledge, skills, and opportunities so they graduate equipped to pursue a successful future.



Goal 2: Learning Conditions

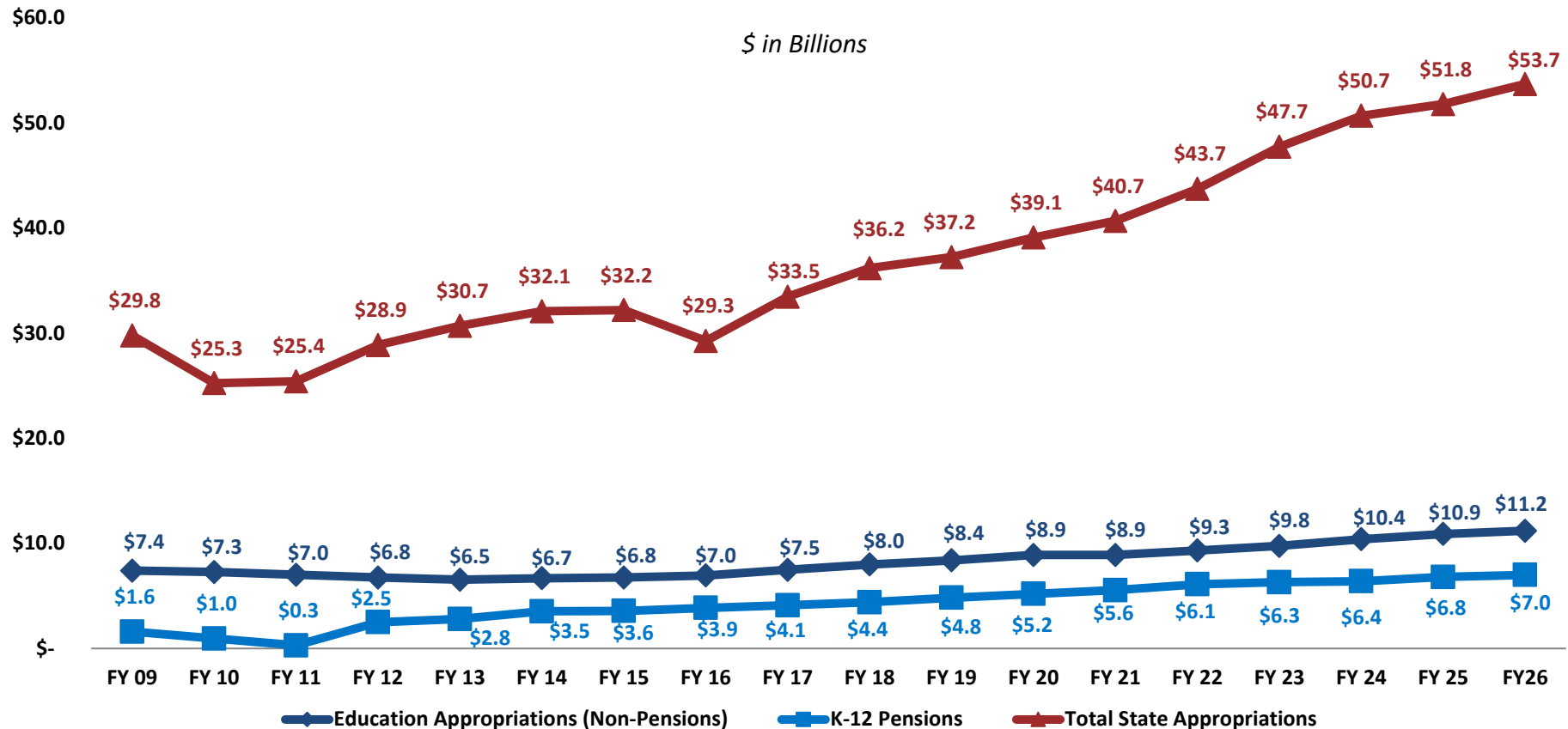
In partnership with its stakeholders, ISBE will advocate for the necessary resources to create safe, healthy, and welcoming learning environments that meet the unique academic, social, and emotional needs of every student.



Goal 3: Elevating Educators

Illinois' diverse student population will have educators who are prepared through multiple pathways and supported in and celebrated for their effectiveness in providing every child a high-quality education that meets their needs.

Overall General Funds Appropriations (Including Pensions)

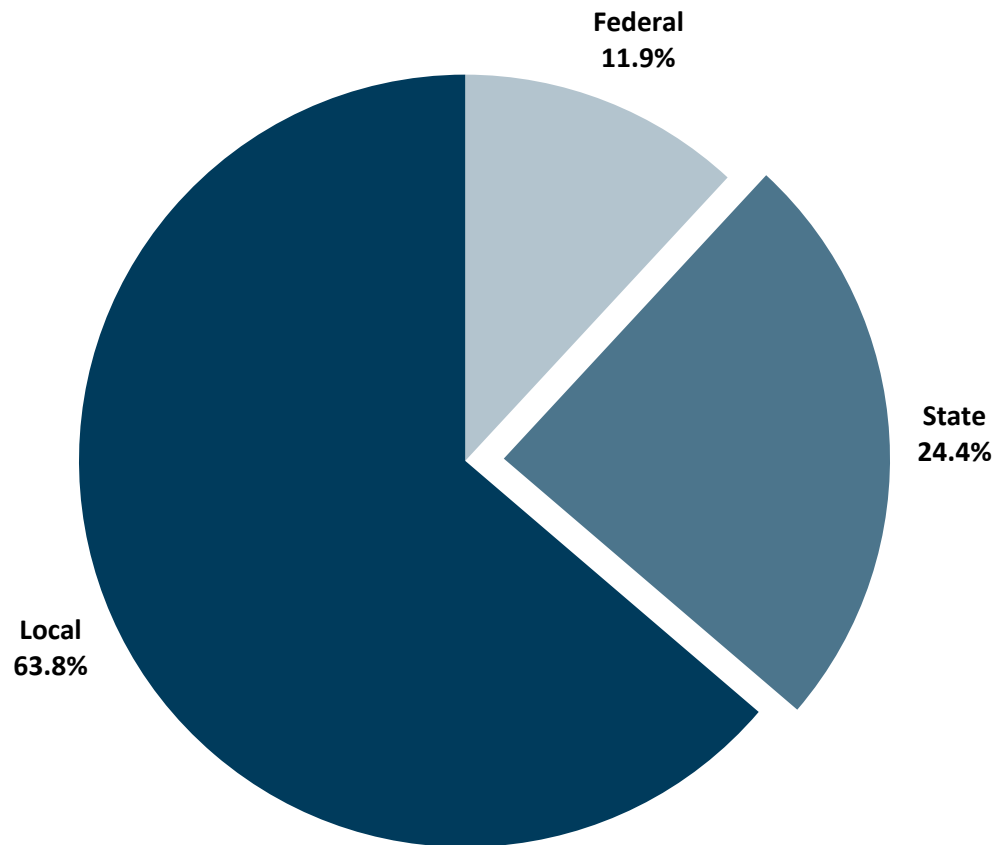


Source: Illinois Office of the Comptroller, Governor's Office of Management and Budget

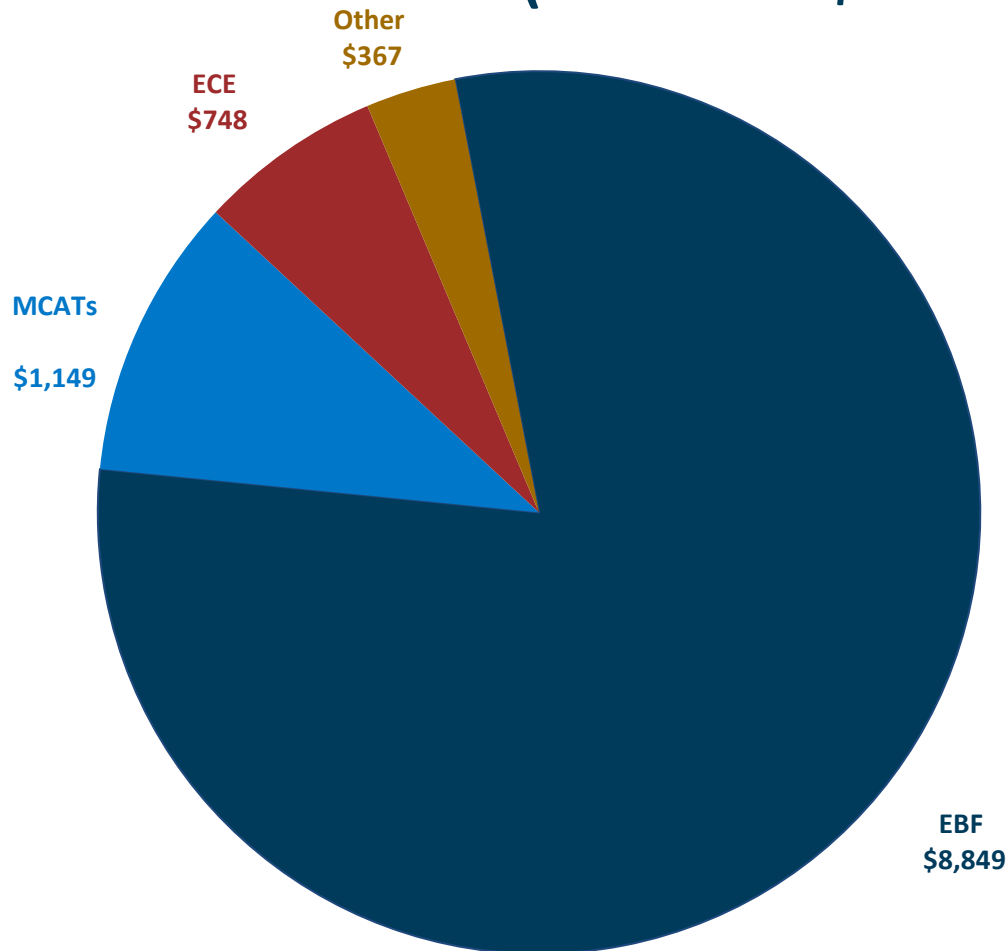
Note: FY16 includes FY17 Budget Stabilization Funds available for use for FY16 expenses. ISBE's FY18 Evidence-Based Funding appropriation included \$221.3 million for the Chicago Public School Teacher Pension Fund. The FY18 Education Appropriations amount was reduced by \$221.3 million in FY18 and reallocated to K-12 Pensions for consistent presentation purposes. Total State Appropriations does not include statutory transfers. FY17 – FY25 include prior year cost appropriation and FY16 and prior fiscal years do not include prior year cost appropriations.

FY 2025 Sources of Funding

Property taxes remain the primary source of education funding.



Direct Education Funding General Funds Appropriations (FY 2026 -- \$ in millions)



- **Evidence-Based Funding (EBF) 80%**
- **Mandated Categoricals (MCATs) 10%**
 - Special Ed – Tuition Reimbursement
 - Special Ed – Transportation
 - Regular/Voc Ed – Transportation
 - Free Breakfast/Lunch
 - Orphanage Tuition
- **Early Childhood Education (ECE) 7%**
- **Other 3%**
 - Teacher Vacancy Grant Pilot Program
 - Student Assessments
 - Career & Technical Education
 - Alternative Education (TAOEP/RSSP)
 - After-School Programs
 - Agriculture Education
 - Agency Capacity

Evidence-Based Funding Formula

EBF performs calculations in three general stages.

FIRST

Determining the cost of educating all students, according to the defined elements, is calculated. This is the **Adequacy Target** for each district.

SECOND

The measure of local resources is calculated for comparison to the Adequacy Target.

THIRD

Distributing additional funds to assist districts in meeting their Adequacy Target.

Evidence-Based Funding Formula

Completing the first and second stages will produce a ratio that determines how distant a district is from adequate funding. In turn, this impacts the distribution of funds in Stage 3.



FY 2026 Percentage of Adequacy for Districts and Labs

- The Percentage of Adequacy for public school districts ranges 61% - 354%.
- Only 146 districts were at or above 100% funding adequacy in the first year of EBF in FY 2018; that number has increased to 222 districts in FY 2026.
- A total of 539 districts operate with a Percentage of Adequacy of less than 90%. Those districts represent 63% of all districts and lab schools and 76% of students in districts and lab schools.
- Ninety-three of the 102 counties in Illinois have at least one district with a Percentage of Adequacy below 90%. The nine counties without districts below 90% represent 21 districts.

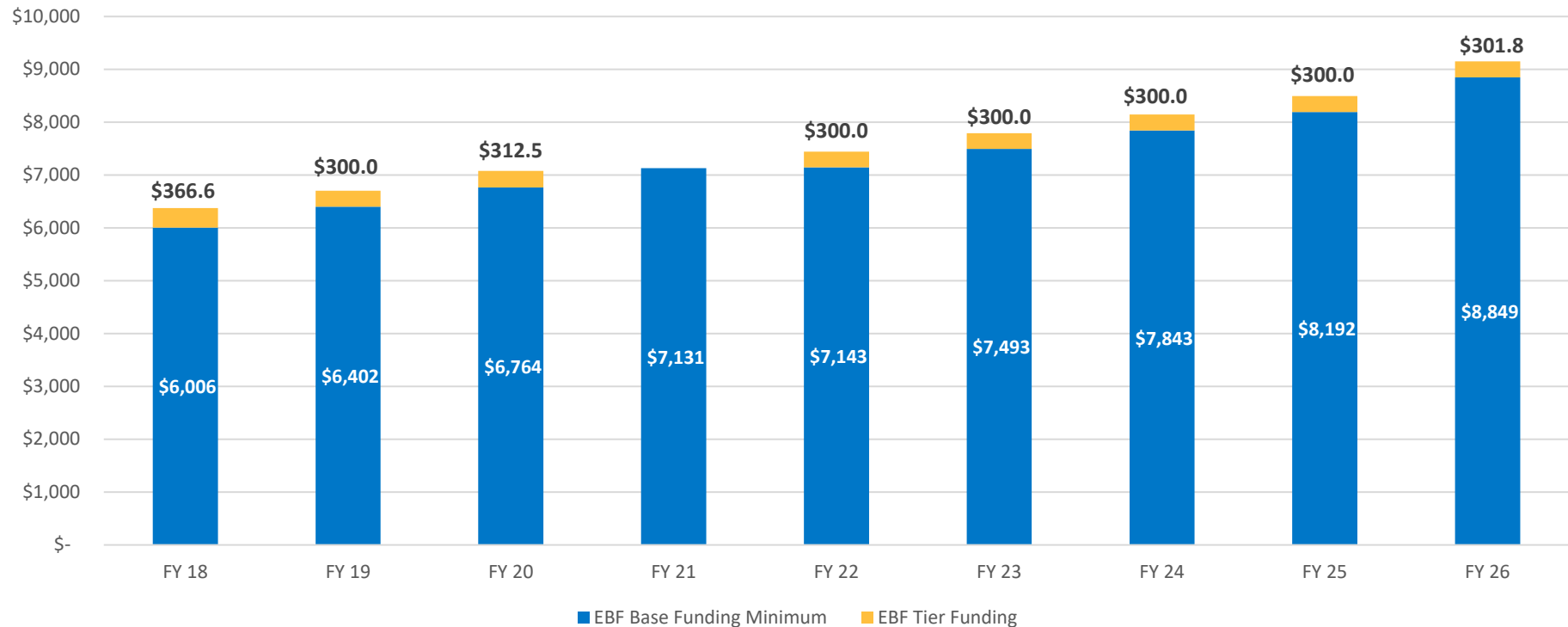
FY 2018-26 EBF Avg Percentages of Adequacy by Tier

District and Lab Schools Only

	FY 18	FY 19	FY 20	FY 22	FY 23	FY 24	FY 25	FY 26	% Point Change FY 25 to FY 26	% Point Change FY 18 to FY 26
Tier 1	59.2%	61.5%	63.6%	65.0%	68.6%	72.4%	73.4%	71.8%	-1.6%	12.6%
Tier 2	74.4%	74.3%	75.8%	76.7%	79.5%	82.5%	82.7%	80.6%	-2.1%	6.2%
Tier 3	94.8%	95.0%	95.6%	95.4%	95.4%	94.8%	95.6%	94.8%	-0.8%	0.0%
Tier 4	130.1%	128.7%	129.1%	129.4%	131.5%	136.6%	133.8%	130.2%	-3.6%	0.1%

Investments in Evidence-Based Funding

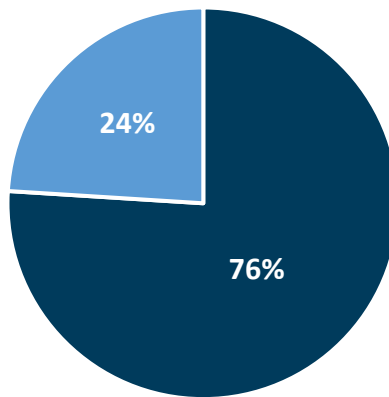
Base Funding Minimum and Tier Funding for Organizational Units by Fiscal Year
\$ in Millions



Additional Future Investments Needed

More than seven out of ten Illinois students attend a district that is below adequacy level

- Students Attending a District Without Adequate Funding
- Students Attending a District With Adequate Funding



Projected total investment needed to bring all districts, lab schools, and regional programs to 90% adequacy in FY 2026 is \$3 billion.

All projections are recalculated annually.

FY 2027 Budget Hearings

The Board invites you to attend any of three budget hearings:

- **4-7 p.m. Sept. 30** – Springfield Board Conference Room
- **1-4 p.m. Oct. 16** – Virtual
- **4-7 p.m. Oct. 21** – Virtual

Please make your voice heard by submitting a funding request, using the form at:

<https://www.isbe.net/budgetrequestform>



Questions?

Thank you