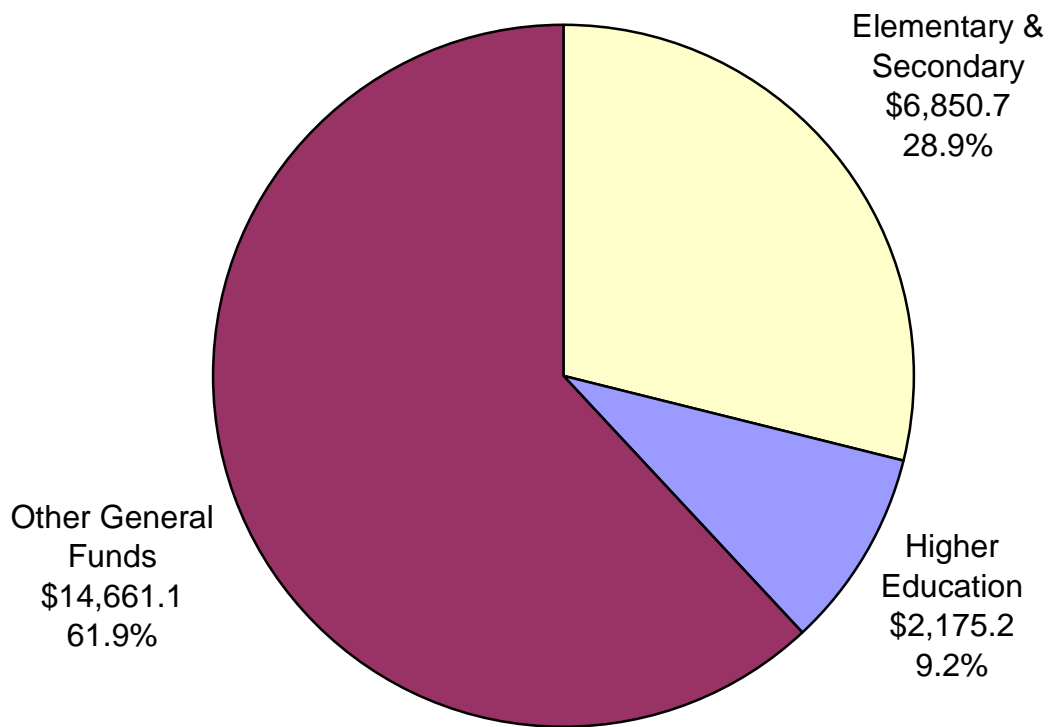


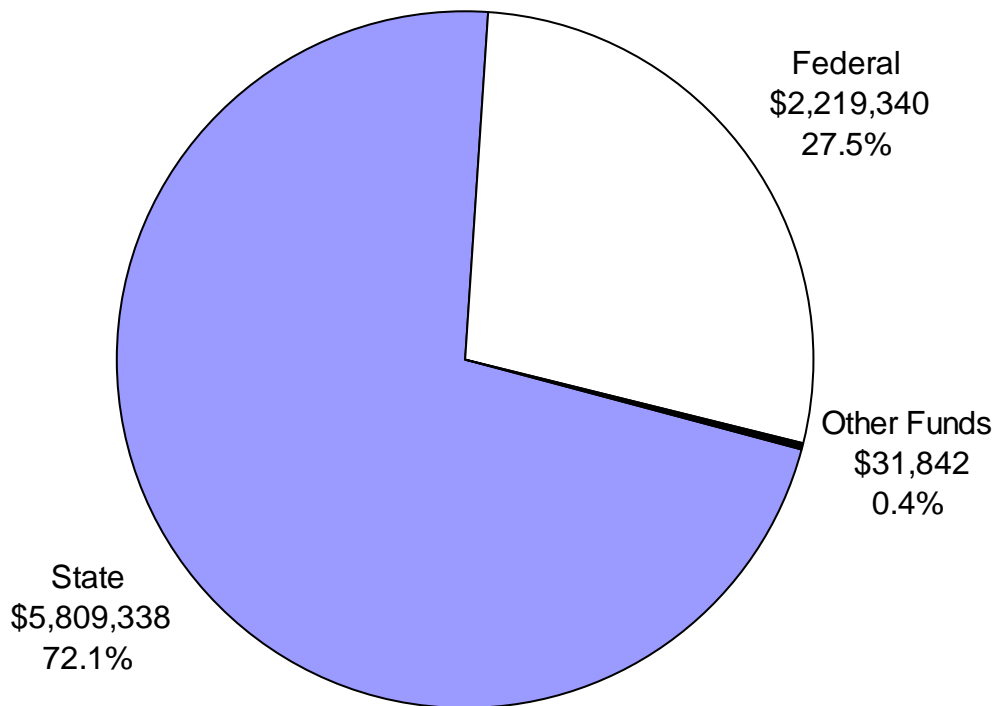
Illinois State Board of Education
Senate Appropriations Committee

April 7, 2005

**FY05 General Funds Appropriations
For Education
Total \$23.7 Billion
(Dollars in Millions)**



**Illinois State Board of Education
FY05 Appropriation Overview
Total Appropriation \$8.1 Billion
(Dollars in Thousands)**



**Higher Standards, Better Schools:
Proposed Graduation Requirements**

Program area	Graduating Class				
	2008	2009	2010	2011	2012
English	3	3	3	3	4
Math	2	3	3*	3*	3*
Science	1	1	1	2	2
Writing Intensive Courses	0	0	2	2	2
Total Credits	16	16	16	17	18

Math Requirements (*)

Beginning in 2010 Algebra I, and coursework with geometry content will be added to the graduation requirements. Pre-algebra will also be required in middle school in 2010.

Writing Intensive Requirement

One writing intensive course must be in English. The other can be in any subject (including English). The State Board will develop standards for writing intensive courses. These courses can also be used to fulfill other requirements, such as English or social studies.

Requirements Remaining the Same

Remaining the same: Two years of social studies; one year of elective (music, art, foreign language, or vocational).

GOVERNOR'S PROPOSED ALLOCATION
\$440.0 M Increase
(Dollars in Millions)

Initiative	Increase
Foundation Level (GSA & Hold Harmless)	379.9
Early Childhood Education	30.0
Advanced Placement - Additional Classes	8.6
Career & Technical Education	10.0
Arts & Foreign Language	5.0
Bilingual Education	2.0
Grow Your Own Teachers	1.5
Dual Enrollment (ICCB)	1.4
Special Education - Critical Need	1.1
Agriculture Education	<u>0.5</u>
Total	440.0

ILLINOIS STATE BOARD OF EDUCATION
FY06 Proposal
(Dollars in Thousands)

Initiatives	FY05 1/31/2005	FY06 Proposed	FY05 to FY06 \$ Change
DISTRIBUTIVE GRANTS	<u>5,221,013.8</u>	<u>5,600,535.6</u>	<u>379,521.8</u>
General State Aid	3,682,201.2	4,069,396.0	387,194.8
GSA - Hold Harmless	30,129.8	22,456.8	-7,673.0
Fast Growth Districts	10,000.0	10,000.0	0.0
Transition Assistance	7,700.0	7,700.0	0.0
School Safety & Ed Improvement Block Grant	54,841.0	54,841.0	0.0
Charter Schools	3,421.5	3,421.5	0.0
District Consolidation Costs	3,518.8	3,518.8	0.0
School Breakfast Incentive Program	723.5	723.5	0.0
Textbook Loan Program	29,126.5	29,126.5	0.0
<u>Mandated Categoricals</u>	<u>1,399,351.5</u>	<u>1,399,351.5</u>	<u>0.0</u>
Illinois Free Lunch/Breakfast	20,500.0	20,500.0	0.0
Orphanage Tuition 18-3 (Reg Ed)	17,400.0	17,400.0	0.0
Sp Ed - Extraordinary Services	243,048.0	243,048.0	0.0
Sp Ed - Orphanage Tuition 14-7.03	106,100.0	106,100.0	0.0
Sp Ed - Personnel Reimbursement	360,000.0	360,000.0	0.0
Sp Ed - Private Tuition	66,811.5	66,811.5	0.0
Sp Ed - Summer School	6,762.0	6,762.0	0.0
Sp Ed - Transportation	317,100.0	317,100.0	0.0
Transportation - Regular/Vocational	261,630.0	261,630.0	0.0
STANDARDS, ASSESSMENTS & ACCOUNTABILITY	<u>3,552.7</u>	<u>3,552.7</u>	<u>0.0</u>
System of Support	3,552.7	3,552.7	0.0
ENSURING QUALITY ED PERSONNEL	<u>6,190.0</u>	<u>6,690.0</u>	<u>500.0</u>
Teacher Education & National Board Cert.	4,740.0	4,740.0	0.0
Teach for America	450.0	450.0	0.0
Teachers Academy for Math & Science	1,000.0	0.0	-1,000.0
Grow Your Own Teachers	0.0	1,500.0	1,500.0
READING & MATHEMATICS	<u>76,139.8</u>	<u>76,139.8</u>	<u>0.0</u>
Reading Improvement Block Grant	76,139.8	76,139.8	0.0
BIRTH TO EIGHT	<u>243,254.5</u>	<u>273,254.5</u>	<u>30,000.0</u>
Early Childhood	243,254.5	273,254.5	30,000.0
ACADEMIC DIFFICULTY	<u>119,403.7</u>	<u>121,403.7</u>	<u>2,000.0</u>
Alternative Learning/Regional Safe Schools	17,035.5	17,035.5	0.0
Bilingual Education	64,552.0	66,552.0	2,000.0
Extended Learning Opportunities (Bridges)	22,238.1	22,238.1	0.0
Truant Alternative Optional Education	15,578.1	15,578.1	0.0
LEARNING TECHNOLOGIES			
Technology for Success	4,134.7	4,134.7	0.0
SCHOOL INFRASTRUCTURE			
Temporary Relocation Expense Program	400.0	0.0	-400.0
CAREERS PREPARATION	<u>41,073.2</u>	<u>51,573.2</u>	<u>10,500.0</u>
Agricultural Education	1,881.2	2,381.2	500.0
Career and Technical Education Programs	36,062.1	46,062.1	10,000.0
Jobs for Illinois Graduates	3,000.0	3,000.0	0.0
Illinois Governmental Internship Program	129.9	129.9	0.0

Initiatives	FY05 1/31/2005	FY06 Proposed	FY05 to FY06 \$ Change
REGIONAL SERVICES	<u>14,558.5</u>	<u>13,420.0</u>	<u>-1,138.5</u>
ISC - South Cook	300.0	0.0	-300.0
ROE - Salaries (1)	8,788.5	8,150.0	-638.5
ROE - School Services	5,470.0	5,270.0	-200.0
ADMINISTRATION			
Administration (1)	33,105.2	31,788.8	-1,316.4
TARGETED INITIATIVES	<u>20,191.2</u>	<u>34,791.2</u>	<u>14,600.0</u>
Blind & Dyslexic	168.8	168.8	0.0
Community Residential Services Authority	472.7	472.7	0.0
Illinois Economic Education	100.0	0.0	-100.0
Materials Center for the Visually Impaired	1,121.0	1,121.0	0.0
Metro East Consortium for Child Advocacy	217.1	217.1	0.0
Minority Transition Programs	578.8	578.8	0.0
Philip J. Rock Center & School	2,855.5	2,855.5	0.0
Tax Equivalent Grants	222.6	222.6	0.0
Transportation Reimbursements to Parents	14,454.7	14,454.7	0.0
Arts & Foreign Language	0.0	5,000.0	5,000.0
Special Education - Critical Need	0.0	1,100.0	1,100.0
Additional AP Classes	0.0	8,600.0	8,600.0
Textbook Reappropriation	26,320.9	29,126.5	2,805.6
TOTAL GENERAL FUNDS	\$5,809,338.2	\$6,246,410.7	\$437,072.5
OTHER NON - GRF FUNDS			
School Infrastructure	<u>7,093.0</u>	<u>55,093.7</u>	<u>48,000.7</u>
School Construction Maintenance Projects	0.0	50,000.0	50,000.0
School Infrastructure Fund - Administration	93.0	93.7	0.7
School Technology Revolving Loan Program	7,000.0	5,000.0	-2,000.0
Illinois' Future Fund	<u>0.0</u>	<u>0.0</u>	<u>0.0</u>
Legislative Initiatives - Reappropriation	0.0	0.0	0.0
Driver Education	<u>15,830.7</u>	<u>15,814.2</u>	<u>-16.5</u>
Administration	80.7	64.2	-16.5
Grants	15,750.0	15,750.0	0.0
Other Funds	<u>8,918.0</u>	<u>5,464.6</u>	<u>-3,453.4</u>
Charter Schools Revolving Loan Fund	20.0	20.0	0.0
Emergency Financial Assistance Fund	5,333.0	1,000.0	-4,333.0
ISBE GED Testing Fund	800.0	800.0	0.0
ISBE School Bus Driver Permit Fund	12.0	0.0	-12.0
ISBE Teacher Certificate Institute Fund	125.0	125.0	0.0
Illinois Future Teacher Corps Scholarship Fund	0.0	0.0	0.0
School Technology Revolving Fund	125.0	0.0	-125.0
Teacher Certification Fee Revolving Fund	1,503.0	3,169.6	1,666.6
Temporary Relocation Revolving Fund	1,000.0	350.0	-650.0
Federal Funds	2,219,339.8	2,154,124.9	-65,214.9
TOTAL - ALL FUNDS	\$8,060,519.7	\$8,476,908.1	\$416,388.4

(1) Amounts reflect the July Interim budget adjustments: adds ROE Salaries \$638.5, GRF Admin \$45.5, and Federal Admin \$25.0.

**General State Aid & Hold Harmless
Dollars in Millions**

Fiscal Year	Foundation Level Actual \$	GSA Appropriation \$ in Millions	Poverty Subset Of GSA \$ in Millions	GSA Hold Harmless Appropriation \$ in Millions	GSA Appropriation Growth from Prior FY as a %
2006 (proposed)	5,209.00	4,069.4	512.8 *	22.5	10.5%
2005	4,964.00	3,682.2	455.7	30.1	6.9%
2004	4,810.00	3,445.6	418.4	38.6	10.4%
2003	4,560.00	3,120.3	388.2	65.7	-3.4%
2002	4,560.00	3,231.7	375.3	34.7	7.9%
2001	4,425.00	2,994.7	302.0	65.8	0.4%
2000	4,325.00	2,982.6	294.9	48.0	2.0%
1999	4,225.00	2,923.0	265.5	58.0	18.3%
1998	3,132.01	2,470.5	550.9	55.2	3.9%
1997	3,060.80	2,377.6	537.9	23.2	2.2%
1996	2,949.17	2,326.2	518.2	0.0	1.8%
1995	2,863.02	2,285.3	503.1	0.0	4.5%
1994	2,741.30	2,186.3	481.2	0.0	3.1%
1993	2,600.35	2,120.8	461.4	0.0	0.6%
1992	2,528.33	2,108.7	450.1	0.0	0.1%
1991	2,501.63	2,106.2	445.3	0.0	1.6%
1990	2,384.25	2,073.1	423.6	0.0	13.7%
1989	2,146.31	1,823.1	379.7	0.0	2.8%
1988	2,057.27	1,772.6	365.2	0.0	-3.1%
1987	2,066.69	1,829.0	0.0	0.0	9.1%
1986	1,951.94	1,676.5	0.0	0.0	

* Assumes poverty Hold Harmless at 66% in FY06.

FY06 General State Aid Budget Options
ESTIMATED Data - March 2005
(Dollars in Millions)

	FY05 Approp	No Increase	\$25 Increase	\$44 Increase	\$50 Increase	\$75 Increase	\$86 Increase	\$100 Increase	\$150 Increase	\$200 Increase	\$245 Increase
GSA Foundation Level (actual \$)	\$4,964	\$4,964	\$4,989	\$5,008	\$5,014	\$5,039	\$5,050	\$5,064	\$5,114	\$5,164	\$5,209
GSA Appropriation	3,682.2	3,686.5	3,725.1	3,754.6	3,763.8	3,802.6	3,819.7	3,841.6	3,920.0	3,998.6	4,069.4
Hold Harmless	30.1	42.7	39.7	37.5	36.8	34.2	33.2	31.9	27.7	24.5	22.5
Total GSA & HH	3,712.3	3,729.2	3,764.8	3,792.1	3,800.7	3,836.8	3,852.9	3,873.5	3,947.7	4,023.1	4,091.9
\$ Change from FY05 Approp		16.9	52.4	79.7	88.4	124.5	140.6	161.2	235.4	310.8	379.5

Note: General State Aid data for FY05 is not yet finalized.

**PROPOSED PROGRAM ADDITIONS/INCREASES
(Dollars in Millions)**

	<u>Amount</u>	<u>Description</u>
Early Childhood Initiative		
Early Childhood	30.0	Increase - expand preschool programs.
Higher Standards, Better Schools Initiative		
Career & Technical Education	10.0	Increase - program to help students succeed in post-secondary education & career opportunities.
Advanced Placement Classes	8.6	New - allow up to 32,000 college-bound seniors to enroll in college-level courses.
Arts & Foreign Language	5.0	New - competitive grants to help local districts create/expand arts and foreign language programs.
Dual Enrollment	1.4	New - grants to community colleges to expand dual enrollment.
Agriculture Education	0.5	Increase - to provide programs in agricultural literacy and career preparation.
Other Programs		
Bilingual Education	2.0	Increase - allow students with Limited English Proficiency to excel in the general school program.
Grow Your Own Teachers	1.5	New - program to add 1,000 teachers to low-income and other hard-to-staff Illinois schools by 2016, and to retain those teachers.
Special Education - Critical Need	1.1	Restores special education grant programs whose funding was directed to other sources by recent legislation.

EARLY CHILDHOOD BLOCK GRANT

FY05 Appropriation	\$243.3 M *
FY06 Request	\$273.3 M
Increase	\$30.0 M

* Chicago District 299 receives \$90 M or 37.1% through the Chicago Block Grant.

Overview

Funds are used to support early childhood and family education programs and services that will help young children enter school ready to learn.

Programs funded by this initiative include:

- the Pre-kindergarten Program for children at risk of academic failure (screening and educational programs for at-risk 3-4 year olds);
- the Early Childhood Parental Training Program (training in parenting skills for prospective parents and parents of very young children); and
- the Prevention Initiative (a network of child and family service providers that promote the development of at-risk infants and children).

Population and Service Levels

- In FY05, an estimated 67,000 students will be served.
- Over last two fiscal years \$60 M additional funds were added to Early Childhood programs.
- 11% of the grant goes to support the 0-3 population.

CAREER AND TECHNICAL EDUCATION

FY05 Appropriation	\$36.1 M
FY06 Request	\$46.1 M
Increase	\$10.0 M

Overview

Funds are used to support an Education for Employment system to help students to succeed in post-secondary education and career opportunities.

- The program promotes a comprehensive Career Development System providing career awareness, career exploration and career preparation for K-12 students.
- The state funds satisfy the federal Carl D. Perkins Vocational and Applied Technology Education Act requirement to maintain fiscal effort per student or the aggregate expenditures of state vocational and technical education programs.

Population and Service Levels

All of the state's elementary and secondary populations are eligible to participate. Regional delivery systems will coordinate the delivery of career awareness, career exploration and career preparation programs.

Career Awareness and Exploration

- In FY04, 1,419,860 K-8 students participated in the career awareness and exploration programs.

Career Preparation

- In FY04, 341,340 secondary school students participated in career preparation programs.
- In FY04, 10,790 adults participated in career preparation programs (served by secondary agencies).
- In FY04, approximately 57% of the total student population was enrolled in career and technical education.

AGRICULTURAL EDUCATION

FY05 Appropriation	\$1.9 M *
FY06 Request	\$2.4 M
Increase	\$.5 M

* Chicago School District 299 received 1.1% of the final appropriation

Overview

Funds are used to assist local school districts in developing comprehensive programs in agricultural literacy and career preparation.

Activities funded include:

- formula grant to the Education for Employment regional delivery systems as incentive funds to maintain and/or improve agricultural education programs in local school districts; and
- statewide initiatives identified in cooperation with the Illinois Committee for Agricultural Education (ICAE) and a state agricultural education advisory committee appointed by the Governor.

Population and Service Levels

- In FY05, an estimated 30,500 secondary and post-secondary students and 325 high schools will be served.
- Over last two fiscal years Agricultural Education funding has remained level.

BILINGUAL EDUCATION

FY05 Appropriation	\$64.6 M *
FY06 Request	\$66.6 M
Increase	\$2.0 M

* Chicago District 299 receives \$35.9 M through the Chicago Block Grant.

Overview

Funds are used to ensure that Transitional Bilingual Education (TBE) students with Limited English Proficiency (LEP) develop proficient English skills that enable them to participate in the general school program.

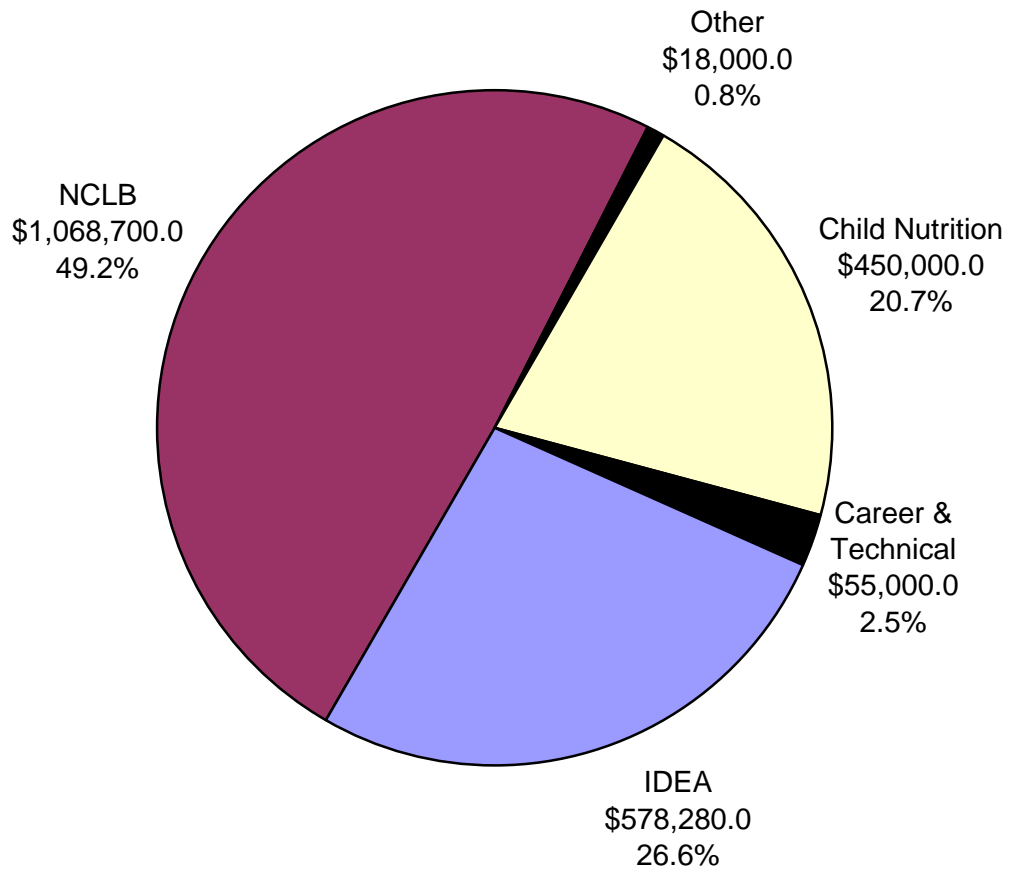
- School districts with 20 or more LEP students in the same school who speak the same languages are required to provide a Transitional Bilingual Education program.
- If there are fewer than 20 such students in one school, a Transitional Program of Instruction (TPI) must be provided.

Population and Service Levels

- Since FY03 the Bilingual population has increased by over 16,000.
- In FY05, it is estimated that 75,087 students (44% of the LEP population) served will be from the Chicago Public Schools.
- In FY05, it is estimated that 94,697 students (or 56% of the LEP population) served will be from downstate districts.

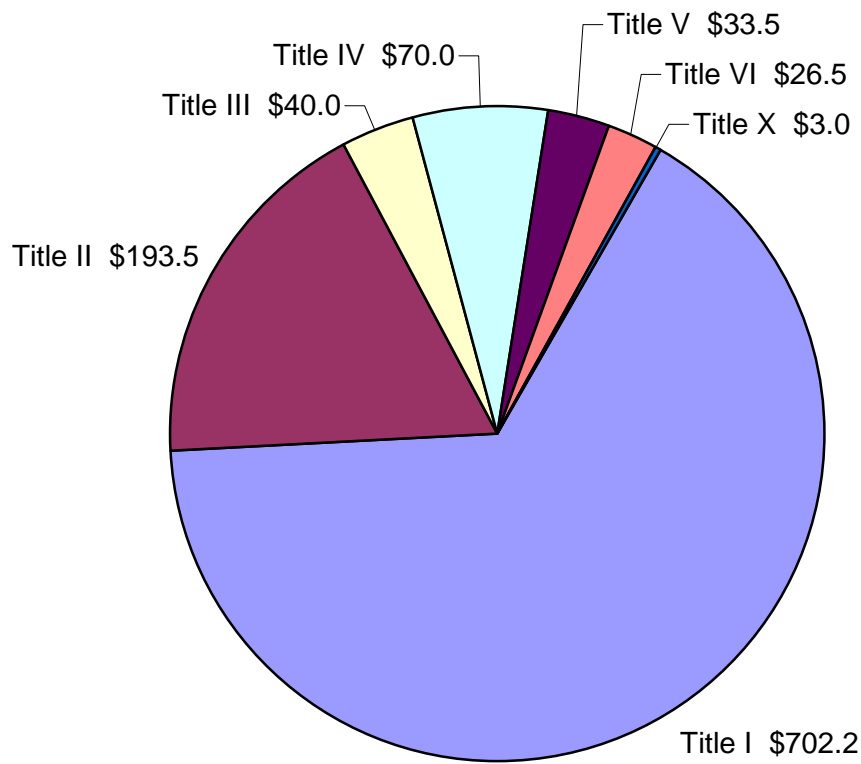
**Illinois State Board of Education
FY05 Federal Funds**

**Total Appropriation \$2.2 Billion
(Dollars in Thousands)**



**No Child Left Behind Appropriations
State FY05 (Federal FY04)**

**Total \$1.1 Billion
(Dollars in Millions)**



ILLINOIS STATE BOARD OF EDUCATION
FY06 Federal Grant Programs by Appropriation
(Dollars in Millions)

	FY01	FY02	FY03	FY04	FY05	FY06 Proposed	FY05-06 \$ Change
Career & Technical Ed	53.9	53.9	51.5	55.0	55.0	55.0	0.0
Child Nutrition Programs	405.0	405.0	425.0	425.0	450.0	450.0	0.0
Individuals With Disabilities Act	308.1	377.8	427.3	478.5	578.3	578.3	0.0
Title I	416.8	480.3	545.7	637.1	702.2	694.0	-8.2
Title II	220.7	128.7	228.8	203.5	193.5	174.5	-19.0
Title III	12.5	12.2	32.0	40.0	40.0	40.0	0.0
Title IV	28.0	24.5	67.1	70.0	70.0	65.0	-5.0
Title V Innovative Ed	17.0	63.6	76.4	38.5	33.5	17.5	-16.0
Title VI State Assessment	0.0	0.0	14.5	26.3	26.5	21.5	-5.0
Title X	1.6	1.6	8.2	3.0	3.0	3.3	0.3