



# Illinois State Board of Education

## Site-Based Expenditure Reporting and the Report Card

**All things SBER from Collection to Report Card**

July 22, 2021

This webinar will be recorded and posted at [www.isbe.net/site-based](http://www.isbe.net/site-based), where you can also find all other SBER resources.

# ISBE Introductions

2

- Steve Koester, Project Manager Software Solutions
- Deb Vespa, School Business Services Department Administrator
- Natasha Wilkins, Senior Policy Specialist (Finance)
- Luke Corry, Senior Policy Specialist (Finance)
- Regional Financial Consultants
  - Brent Appell
  - Vince Gallo
  - Carl Holman
  - Madison Dean
- Software Solutions
  - Roshini Srinivasan
  - Kevin Scheufele

The full ISBE Site-Based Expenditure Reporting team is available at **[site-based@isbe.net](mailto:site-based@isbe.net)** for questions not answered by the guidance or supporting materials.

# Agenda

- Site-Based Expenditure Reporting Background
- IWAS In-App Data Calculation Overview
- IWAS Other options
- Open Q&A

# ESSA Site-Based Expenditure Reporting was implemented in FY 2019 for the first time.

4

The Every Student Succeeds Act (ESSA) requires that State Education Agencies report on their Report Card:

*“The per-pupil expenditures of Federal, State, and local funds, including actual personnel expenditures and actual non-personnel expenditures of Federal, State, and local funds, disaggregated by source of funds, for each local educational agency and each school in the State for the preceding fiscal year.”*



# Reporting Guidance, available at [www.isbe.net/site-based](http://www.isbe.net/site-based), describes *who* must report *what*.

		Site-Level Per-Pupil Expenditures			District Centralized Per-Pupil Expenditures			Total Per-Pupil Expenditures				
Sites	Enrollment	State and			State and			State and			Exclusions	Total Expenditures
		Federal	Local	Subtotal	Federal	Local	Subtotal	Federal	Local	Total		
PK Ctr	50	\$500	\$8,020	\$8,520	\$660	\$3,514	\$4,175	\$1,160	\$11,534	\$12,695		
ES1	300	\$344	\$5,148	\$5,493	\$529	\$2,781	\$3,310	\$874	\$7,929	\$8,803		
ES2	250	\$231	\$5,445	\$5,677	\$457	\$3,095	\$3,552	\$688	\$8,540	\$9,229		
MS1	250	\$320	\$5,356	\$5,676	\$361	\$3,499	\$3,861	\$681	\$8,855	\$9,536		
HS1	320	\$458	\$6,910	\$7,368	\$371	\$2,919	\$3,290	\$829	\$9,829	\$10,658		
LEA	1,170	\$353	\$5,861	\$6,213	\$440	\$3,071	\$3,511	\$793	\$8,931	\$9,724	\$2,330,361	\$13,707,753

C

A / C

B / C

(A+B) / C

D

LEAs may also optionally submit narratives (internal/external) and notation of allocation methodologies (internal).



# F 20Y21 Reporting Visualized on Illinois Report Card

**JEFFERSON ELEM SCHOOL (K - 5)**  
DEKALB CUSD 428

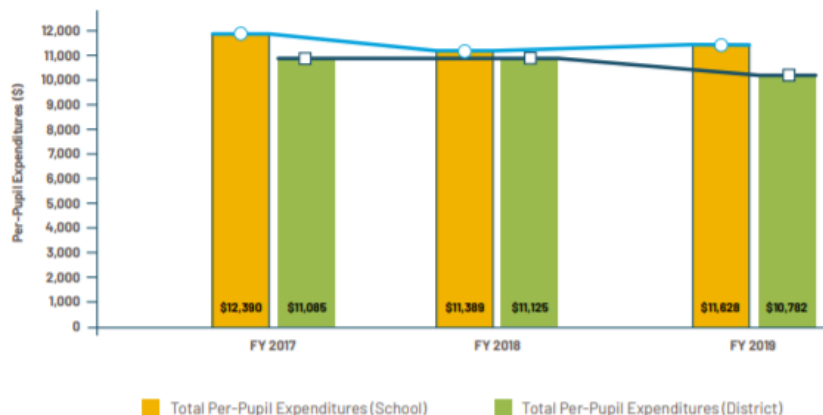
[Compare Schools](#)  
[View At-a-Glance PDF](#)

**School Finances**  
Average FY 2019 expenditures per student at this school. [Learn More](#)

School vs District Average   Full District   Scatterplot

SELECT: ☒ Overall   ☐ Source of Funds   ☐ Expenditure Type

☒ Show Data Values  
☒ Show Trendlines



Images provided are illustrative mockups; to view your district report card visit [www.illinoisreportcard.com](http://www.illinoisreportcard.com)

	Jefferson Elem School			DeKalb CUSD 428		
	FY 17	FY 18	FY19	FY 17	FY 18	FY19
Per-Pupil Expenditures	XX	XX	XX	XX	XX	XX
CHANGE FROM PREVIOUS YEAR	--	+ XX%	- XX%	--	- XX%	+ XX%
Enrollment	XX	XX	XX	XX	XX	XX
CHANGE FROM PREVIOUS YEAR	--	+ XX%	- XX%	--	- XX%	+ XX%
Low Income Students	XX	XX	XX	XX	XX	XX
CHANGE FROM PREVIOUS YEAR	--	+ XX%	- XX%	--	- XX%	+ XX%
English Learners	XX	XX	XX	XX	XX	XX
CHANGE FROM PREVIOUS YEAR	--	+ XX%	- XX%	--	- XX%	+ XX%
Students with IEPs	XX	XX	XX	XX	XX	XX
CHANGE FROM PREVIOUS YEAR	--	+ XX%	- XX%	--	- XX%	+ XX%
Summative Designation	Not Available (FY 19) Exemplary (FY 18)					

District-developed narrative goes here, if provided.



**Illinois**  
State Board of  
Education

# FY 2021 Reporting Visualized on Illinois Report Card

District Snapshot

Academic Progress

District Environment

Climate Survey

Early Learning

School Finances

District Finances

Average Class Size

Total School Days

Health and Wellness

2020

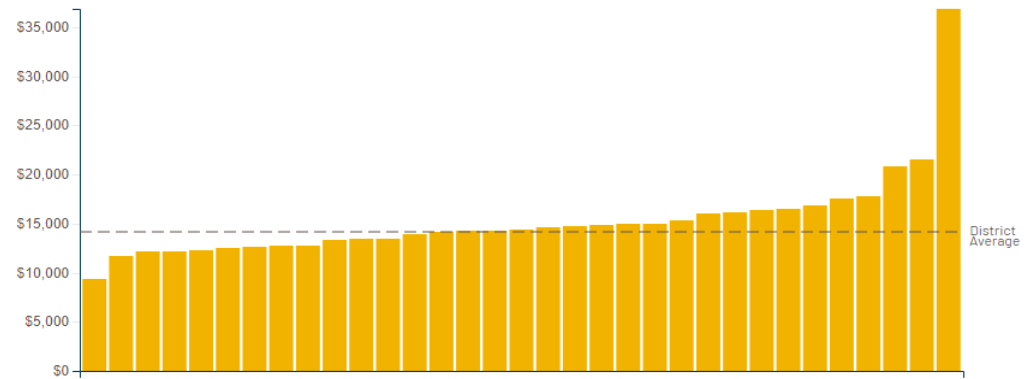
Bar Chart

Scatterplot

SELECT: ☒ Overall ☐ Source of Funds ☐ Expenditure Type

School Type

☐ Show school names



2020

Bar Chart

Scatterplot

Spending Per Student

Summative Designation

Enrollment

English Learners

Students with IEPs

Low Income Students



Illinois  
State Board of  
Education

# Highlights of FY 2021 Reporting Guidance

## *Federal Stimulus Funding*

New for FY 2021

- American Rescue Plan (ARP) Elementary and Secondary Emergency Relief III (ESSER III) funding requires that districts maintain fiscal equity for low-income schools based on all state and local funds available for current expenditure.
- The U.S. Department of Education's ARP ESSER III FAQ indicates that Site-Based Expenditure Reporting be used for purposes of determining maintenance of equity (MOEquity).
- This MOEquity determination is based solely on state and local funds and will not consider federal funds or private funds and requires the exclusion of all capital outlays.
- Current SBER reporting guidance requires private funds be reported with state and local funds, and includes some capital outlays. Further guidance will be forthcoming.



# FY 2021 Site-Based Expenditure Reporting

## Key Milestones

9

Key Dates	Dates
FY 2021 enrollment reports available in IWAS	July 1, 2021
IWAS reporting window opens	July 1, 2021
FY 2021 reporting due; IWAS editing window open	August 16, 2021
FY 2021 editing due; no further submissions to IWAS	August 31, 2021
Report Card publishes FY 2021 site-based data	October 2021

Check [www.isbe.net/site-based](http://www.isbe.net/site-based) for all updates, materials, and support opportunities.



Illinois  
State Board of  
Education

# New Calculation Option for FY 2021 Reporting

10

## Work through in-app data calculation process

- User uploads general ledger into IWAS.
- User follows instructions within IWAS application to calculate data.
- No upload of final data necessary.

## Work through Excel data calculation template

- User links general ledger to Excel template.
- User follows instructions through Excel to calculate data.
- User uploads final data in new template or enters manually.

## Outsource to vendor

- Vendor provides report with calculated data.
- User uploads report to IWAS.

## Work through “off-sheet calculations”

- User follows ISBE reporting guidance to work through general ledger on their own.
- User uploads final data or enters manually.



# IWAS System Listing - Under Annual Section of the Reporting Category

11

**Illinois State Board of Education**  
Darren Reisberg, Chairman    Dr. Carmen I. Ayala, State Superintendent of Education

*IWASTRAIN IWASTRAIN IWASTRAIN IWASTRAIN IWASTRAIN IWASTRAIN*

Login:

**My Systems**

Below are systems that you are either authorized to use or are awaiting authorization from either your district (Pending-District), ROE (Pending-ROE) or ISBE (Pending-ISBE). Once you are "Authorized" to access a system, simply click on the system description to use it. [Click Here for Due Dates](#)

Categories - Click to Expand/Collapse Tree	Authorization
<a href="#">Reporting</a>	
<a href="#">Annual</a>	
<a href="#">Site-Based Expenditure Reporting System</a>	<b>Authorized</b>

**Legend:** : System Description - Detailed    : Due Dates    : Profile

[Want to Signup for Other Systems?](#)

Copyright © 2021 Illinois State Board of Education


[IWAS Training Video](#)




**Illinois**  
State Board of  
Education


# IWAS System: Welcome Page


12


**Illinois  
State Board of  
Education**


Site-Based Expenditure Reporting


WELCOME


START

CALCULATE

ADD/EDIT

NARRATE

SUBMIT

SUPPORT

FY 2021 ▼

Fiscal Year	Sites	Enrollment	Per Pupil	Exclusions	Total Expenditures	
2021	0	0	—	—	\$0.00	Next >>

## Welcome to Site-Based Expenditure Reporting!

Beginning with 2018-19 school year data, all school districts and other designated reporting entities will report per-pupil expenditure data at the district level and at the school level, disaggregated by source of funds (federal vs. state/local). This application is supported in part by the U.S. Department of Education through State Longitudinal Data Systems (SLDS) Illinois Data FIRST grant. This reporting can be powerful for LEAs and local communities if used to open conversations on resource allocation, intra-district equity, and the relationship between student outcomes and financial investments.

Read the [Guidance](#) and more on the [ISBE Site-Based Expenditure Reporting](#) website.

FY 2021

Not Submitted

Created —

Modified —

Submitted —


Due August 16th

Official SBER Guidance





# START Page – Enrollment Report


13


**Illinois**  
State Board of  
Education


Site-Based Expenditure Reporting


 WELCOME


 **START**

 CALCULATE

 ADD/EDIT

 NARRATE

 SUBMIT





 SUPPORT

FY 2021 ▼

	Fiscal Year	Sites	Enrollment	Per Pupil	Exclusions	Total Expenditures	
◀ Back	2021	0	0	—	—	\$0.00	Next ▶

### START HERE: CHOOSE APPROACH

Choose an approach for site-based expenditure calculation and entry. We have defaulted your selection to the NEW In-App Data Calculation tool. For slides and webinar recording see <https://www.isbe.net/site-based>.

 CALCULATE	<b>NEW</b> In-App Data Calculation Tool	Enabled <input checked="" type="checkbox"/> ▶▶
 EXCEL	Use ISBE Excel Data Calculation Template	Choose <input type="checkbox"/>
 IMPORT	Use <b>Data Import Template</b> . Recommended for LEAs with vendor-supplied or independent calculations in Excel.	Choose <input type="checkbox"/>
 ADD/EDIT	Manual <b>Add/Edit</b> - Allows for manual entry of calculated per-pupil expenditure report	Choose <input type="checkbox"/>

The **Site-Based Expenditure Reporting (SBER) Enrollment Report** provides insight into the calculations used to populate the default enrollments found in the *SBER Data Calculation and Import Templates*. The included enrollment figures are derived entirely from the ISBE Student Information System (SIS). LEAs should verify both enrollments and sites prior to reporting site-based expenditure data.

Enrollment Report ▶▶

**Illinois**  
State Board of  
Education

# Enrollment Report

WELCOME

START

CALCULATE

ADD/EDIT

NARRATE

SUBMIT

SUPPORT

FY 2021

	Fiscal Year	Sites	Enrollment	Per Pupil	Exclusions	Total Expenditures
« Back	2021	0	0	—	—	\$0.00

## ENROLLMENT REPORT

The **Site-Based Expenditure Reporting (SBER) Enrollment Report** provides insight into the calculations used to populate the default enrollments found in the *SBER Data Calculation and Import Templates*. The included enrollment figures are derived entirely from the ISBE Student Information System (SIS). LEAs should verify both enrollments and sites prior to reporting site-based expenditure data.

**NOTE:** Provided enrollments include any nonpublic students included in an LEA's SIS data. These nonpublic students **should** be included in site-based expenditure reporting **unless** their associated expenditures fall under one of the established SBER exclusions (see pages 11-12 and 17 in the FY20/FY21 [reporting guidance](#)).

Filter 2 entries

☐ Call out embedded Pre-K classrooms
 ☐ Separate district outplacements

Site	Enrollment FTE			Rule
	Fall	Spring	Average	
<b>Middle School 1</b> Public School 28W300 Any Rd, City, IL RCDTS 12345678901-1001	285.99	278.74	282.37	Home enrollment PDA from SIS
	-1	-1	-1	Tuition-in enrollments not reported
	284.99	277.74	281.37	
<b>Elementary School 1</b> Public School 1041 Any Dr, City, IL RCDTS 12345678901-2002	299.8	301.4	300.6	Home enrollment PDA from SIS
	299.8	301.4	300.6	
	584.79	579.14	581.97	Total District Enrollment FTE

14



Illinois  
State Board of  
Education

# Enrollment Report – Site Details

15

## ENROLLMENT REPORT - SITE DETAILS

### Middle School 1

Public School

28W300 Any Rd, City, IL

RCDTS 12345678901-1001

2021


Grade Level	Enrollment FTE			Rule	Details
	Fall	Spring	Average		
Grade 5	61	58	59.5	Home enrollment PDA from SIS	
	61	58	59.5		
Grade 6	63.25	61.25	62.25	Home enrollment PDA from SIS	Tuition-in enrollments not reported
	-1	-1	-1		
	62.25	60.25	61.25		
Grade 7	83.37	82.37	82.87	Home enrollment PDA from SIS	
	83.37	82.37	82.87		
Grade 8	78.37	77.12	77.75	Home enrollment PDA from SIS	
	78.37	77.12	77.75		
		284.99	277.74	281.37	Total Site Enrollment FTE



Illinois  
State Board of  
Education


# START Page – Choose Approach


16





Illinois  
State Board of  
Education


Site-Based Expenditure Reporting


 WELCOME


 **START**

 CALCULATE

 ADD/EDIT

 NARRATE

 SUBMIT


 SUPPORT

FY 2021 ▾

	Fiscal Year	Sites	Enrollment	Per Pupil	Exclusions	Total Expenditures	
◀ Back	2021	0	0	—	—	\$0.00	Next ▶


### START HERE: CHOOSE APPROACH

Choose an approach for site-based expenditure calculation and entry. We have defaulted your selection to the NEW In-App Data Calculation tool. For slides and webinar recording see <https://www.isbe.net/site-based>.

 CALCULATE


**NEW** In-App Data Calculation Tool

Enabled ☒ ▶▶

 EXCEL


Use ISBE Excel Data Calculation Template

Choose ☐

 IMPORT

Use **Data Import Template**. Recommended for LEAs with vendor-supplied or independent calculations in Excel.

Choose ☐

 ADD/EDIT

Manual **Add/Edit** - Allows for manual entry of calculated per-pupil expenditure report

Choose ☐

The **Site-Based Expenditure Reporting (SBER) Enrollment Report** provides insight into the calculations used to populate the default enrollments found in the *SBER Data Calculation and Import Templates*. The included enrollment figures are derived entirely from the ISBE Student Information System (SIS). LEAs should verify both enrollments and sites prior to reporting site-based expenditure data.


Enrollment Report ▶▶





Illinois  
State Board of  
Education


# Calculate -- > Upload


## Access Expense Template and Upload


 WELCOME


 START

 **CALCULATE**


 ADD/EDIT

 NARRATE

 SUBMIT

 SUPPORT

FY 2021 ▾

	Incomplete <sup>9</sup>	Total Expenses	Excluded	Federal	State/Local	Site-Level	Centralized	
« Back	0	\$0.00	\$0.00	\$0.00	\$0.00	\$0.00	\$0.00	Save  Next »


**UPLOAD**

DECODE   ALLOCATE   METHODS   PREVIEW   ...


### UPLOAD EXPENSE REPORT


**Site-based calculation begins with your expenses.** This tab allows you to **upload a ledger expense report for allocation and calculation**. Data uploaded here is used only to assist you in calculating your per pupil, site-based expenditures. **It is NOT included in your Site-Based Expenditure Report**, and you may opt to delete this data at any time.

Download the **Expense Report Template** using the button to the right. Then copy your expenses into the template and use the *Browse* button below to open the template for review and upload. The *Ledger Totals* you provide will be used by the system for calculation based on your allocation choices. All other provided columns (*Account Number, Description, etc.*) will be used by the system to assist you in making those choices.

Browse 

No template file selected (\*.xlsx)



Download Expense Report Template 



# General Ledger (GL) Expense Template

18

	A	B	C	D	E	F	G	H
1	##	Fill in the columns below with your modified expense report.						##
2	##	Then upload this spreadsheet to the IWAS Site-Based Expenditure Reporting system.						##
3	##	*Be sure to fill in <b>Location</b> and <b>Source</b> when available and not already provided in <b>Account Number</b> .						##
4	##							##
5	##	Skip any of these columns to allow IWAS to extract these fields from <b>Account Number</b> for you.						##
6	Account Number	Fund	Function	Object	Location*	Source*	Description	Ledger Total
7								
8								
9								
10								
11								

Acct. #	Enter Account # as represented within your Expense Report. This is a required field.
Fund	Enter Fund # as represented within your Expense Report ONLY IF not already part of the Account # and IF available.
Function	Enter Function # as represented within your Expense Report ONLY IF not already part of the Account # and IF available.
Object	Enter Object # as represented within your Expense Report ONLY IF not already part of the Account # and IF available.
Location/Responsibility #	Enter Location/ Responsibility Code as represented within your Expense Report ONLY IF not already part of the Account # and IF available. Highly recommended IF available.
Fund Source	Enter Fund/ Source Code as represented within your Expense Report ONLY IF not already part of the Account # and IF available. Highly recommended IF available.
Account Description	Enter Account Description as represented within your Expense Report. This is a required field.
Ledger Total	Enter Ledger Total as represented within your Expense Report. This is a required field.



# GL Expense Template

	A	B	C	D	E	F	G	H	I
1	##	Fill in the columns below with your modified expense report.							##
2	##	Then upload this spreadsheet to the IWAS Site-Based Expenditure Reporting system.							##
3	##	*Be sure to fill in <b>Location</b> and <b>Source</b> when available and not already provided in <b>Account Number</b> .							##
4	##								##
5	##	Skip any of these columns to allow IWAS to extract these fields from <b>Account Number</b> for you.							##
6	Account Number	Fund	Function	Object	Location*	Source*	Description	Ledger Total	
7	10.1102.3.01.113.	10	1102	100	01		Certified Teachers	278,629	
8	10.1102.3.01.149.	10	1102	100	01		Extra Pay-Certified	3,494	
9	10.1102.3.01.211.	10	1102	200	01		Teachers Retirement (TRS)	16,431	
10	10.1102.3.01.218.	10	1102	200	01		THIS Fund Employer Contribution	2,735	
11	10.1102.3.01.221.	10	1102	200	01		Life Insurance	127	
12	10.1102.3.01.222.	10	1102	200	01		Medical Insurance	23,999	
13	10.1102.3.01.223.	10	1102	200	01		Dental Insurance	1,357	
14	10.1102.3.01.224.	10	1102	200	01		Vision Insurance	286	
15	10.1102.3.01.411.	10	1102	400	01		Supplies-General	15,871	
16	10.1102.3.01.415.	10	1102	400	01		Supplies-Computer	494	
17	10.1102.3.01.481.	10	1102	400	01		Equipment < \$500	3,588	
18	10.1103.3.01.113.	10	1103	100	01		Certified Teachers	402,849	
19	10.1103.3.01.211.	10	1103	200	01		Teachers Retirement (TRS)	23,728	
20	10.1103.3.01.218.	10	1103	200	01		THIS Fund Employer Contribution	3,908	
21	10.1103.3.01.221.	10	1103	200	01		Life Insurance	181	
22	10.1103.3.01.222.	10	1103	200	01		Medical Insurance	78,480	
23	10.1103.3.01.223.	10	1103	200	01		Dental Insurance	3,903	
24	10.1103.3.01.224.	10	1103	200	01		Vision Insurance	796	
25	10.1103.3.01.411.	10	1103	400	01		Supplies-General	692	
26	10.1103.3.01.541.	10	1103	540	01		Equipment	6,335	
27	10.1105.3.01.113.	10	1105	100	01		Certified Teachers	1,063,433	
28	10.1105.3.01.149.	10	1105	100	01		Extra Pay-Certified	1,884	
29	10.1105.3.01.211.	10	1105	200	01		Teachers Retirement (TRS)	62,563	
30	10.1105.3.01.218.	10	1105	200	01		THIS Fund Employer Contribution	10,332	
31	10.1105.3.01.221.	10	1105	200	01		Life Insurance	650	
32	10.1105.3.01.222.	10	1105	200	01		Medical Insurance	190,121	

Expense Template



Illinois  
State Board of  
Education

# Calculate -- > Upload

## Browse File

The screenshot shows the 'Calculate' interface of the Illinois State Board of Education's system. The top navigation bar includes buttons for WELCOME, START, **CALCULATE** (highlighted with a red box), ADD/EDIT, NARRATE, SUBMIT, and SUPPORT. A dropdown menu on the right shows 'FY 2021'. Below the navigation bar is a summary table with columns: Incomplete, Total Expenses, Excluded, Federal, State/Local, Site-Level, and Centralized. The table shows all values as \$0.00. A 'Save' button and a 'Next' button are at the bottom right of the table. Below the table is a row of buttons: **UPLOAD** (highlighted with a green box), DECODE, ALLOCATE, METHODS, and PREVIEW. A file upload dialog is open, showing the 'Downloads' folder. The file 'SBER-ExpenseTemplate-FY21.xlsx' is selected. The dialog also shows a 'Browse' button (highlighted with a red box) and an 'Open' button. The background of the interface includes text about site-based calculation and a 'Download Expense Report Template' button.

Incomplete <sup>0</sup>	Total Expenses	Excluded	Federal	State/Local	Site-Level	Centralized
0	\$0.00	\$0.00	\$0.00	\$0.00	\$0.00	\$0.00

Buttons: << Back, Save, Next >>

Buttons: **UPLOAD**, DECODE, ALLOCATE, METHODS, PREVIEW, ...

File name: SBER-ExpenseTemplate-FY21.xlsx

Buttons: Open, Cancel



# Calculate -- > Upload

(Display Records with \$0 Ledger Total)

WELCOME

START

CALCULATE

ADD/EDIT

NARRATE

SUBMIT

SUPPORT

FY 2021

Incomplete<sup>Ⓢ</sup>

Total Expenses

Excluded

Federal

State/Local

Site-Level

Centralized

« Back

0

\$0.00

\$0.00

\$0.00

\$0.00

\$0.00

\$0.00

Save

Next »

UPLOAD

DECODE

ALLOCATE

METHODS

PREVIEW

...

UPLOAD EXPENSE REPORT

Browse

SBER-ExpenseTemplate-FY21.xlsx

X

/ Expense Template

X

Incomplete<sup>Ⓢ</sup>

Total Expenses

Excluded

Federal

State/Local

Site-Level

Centralized

9,467

\$310,806,764.62

—

—

—

—

—

Upload

The buttons below may be used to show or hide all rows pending upload. Initially, the buttons are toggled to **highlight rows you might consider removing** from the pending upload. However, this is **not required**; your data may be uploaded as-is. The summary above (in blue) will reflect any changes made.

8 with invalid Ledger Total

0 missing Account Number

0 missing Description

233 with \$0 Ledger Total

9,467 with no issues

Row	Account Number	Fund	Function	Object	Location	Source	Description	Ledger Total	
196	14.1251.3.01.331.4300	10	1251	300	01	4300	Pupil Transportation-General	\$0.00	
302	10.1512.3.01.641.	10	1512	640	01		Dues & Fees	\$0.00	
488	10.2122.3.01.464.	10	2122	400	01		Gasoline	\$0.00	
571	10.2411.3.01.464.	10	2411	400	01		Gasoline	\$0.00	
589	14.3001.3.01.332.3706	10	3001	300	01	3706	DO NOT USE-In-District Travel	\$0.00	
651	51.1251.3.01.214.4300	50	1251	200	01	4300	Medicare Only	\$0.00	
241 (of 9,708) rows		0 (of 0) deleted rows						SUM	\$0.00

Illinois  
State Board of  
Education

# Calculate -- > Upload

(Display Records with Invalid Ledger Total)

WELCOME

START

CALCULATE

ADD/EDIT

NARRATE

SUBMIT

SUPPORT

FY 2021

Incomplete <sup>®</sup>	Total Expenses	Excluded	Federal	State/Local	Site-Level	Centralized
0	\$0.00	\$0.00	\$0.00	\$0.00	\$0.00	\$0.00

UPLOAD

DECODE

ALLOCATE

METHODS

PREVIEW

...

## UPLOAD EXPENSE REPORT

Browse

SBER-ExpenseTemplate-FY21.xlsx

X

/ Expense Template

Incomplete <sup>®</sup>	Total Expenses	Excluded	Federal	State/Local	Site-Level	Centralized
9,467	\$310,806,764.62	—	—	—	—	—

Upload

The buttons below may be used to show or hide all rows pending upload. Initially, the buttons are toggled to **highlight rows you might consider removing** from the pending upload. However, this is **not required**; your data may be uploaded as-is. The summary above (in blue) will reflect any changes made.

8 with invalid Ledger Total

0 missing Account Number

0 missing Description

233 with \$0 Ledger Total

9,467 with no issues

Row	Account Number	Fund	Function	Object	Location	Source	Description	Ledger Total
7004	10.8400.8.22.702.	10	8400	702	22		Transfer Principal	—
7005	10.8500.8.22.701.	10	8500	701	22		Transfer Interest	—
7038	20.8400.8.22.702.	20	8400	702	22		Transfer Principal	—
7039	20.8500.8.22.701.	20	8500	701	22		Transfer Interest	—
9541	14.3701.8.70.334.4932	10	3701	300	70	4932	Professional Meetings	—
9542	14.3701.8.71.334.4932	10	3701	300	71	4932	Professional Meetings	—
8 (of 9,708) rows		0 (of 0) deleted rows					SUM	\$0.00



# Calculate -- > Upload

(Display Records with Valid Ledger Total)

WELCOME

START

CALCULATE

ADD/EDIT

NARRATE

SUBMIT

SUPPORT

FY 2021

Incomplete<sup>Ⓢ</sup>

Total Expenses

Excluded

Federal

State/Local

Site-Level

Centralized

« Back

0

\$0:00

\$0:00

\$0:00

\$0:00

\$0:00

\$0:00

Save

Next »

UPLOAD

DECODE

ALLOCATE

METHODS

PREVIEW

...

UPLOAD EXPENSE REPORT

Browse

SBER-ExpenseTemplate-FY21.xlsx

x

/ Expense Template

Incomplete<sup>Ⓢ</sup>

Total Expenses

Excluded

Federal

State/Local

Site-Level

Centralized

9,467

\$310,806,764.62

—

—

—

—

—

Upload

The buttons below may be used to show or hide all rows pending upload. Initially, the buttons are toggled to **highlight rows you might consider removing** from the pending upload. However, this is **not required**; your data may be uploaded as-is. The summary above (in blue) will reflect any changes made.

8 with invalid Ledger Total

0 missing Account Number

0 missing Description


233 with \$0 Ledger Total


9,467 with no issues


Row	Account Number	Fund	Function	Object	Location	Source	Description	Ledger Total	
7	10.1102.3.01.113.	10	1102	100	01		Certified Teachers	\$278,628.88	
8	10.1102.3.01.149.	10	1102	100	01		Extra Pay-Certified	\$3,494.00	
9	10.1102.3.01.211.	10	1102	200	01		Teachers Retirement (TRS)	\$16,431.34	
10	10.1102.3.01.218.	10	1102	200	01		THIS Fund Employer Contribution	\$2,734.96	
11	10.1102.3.01.221.	10	1102	200	01		Life Insurance	\$127.43	
12	10.1102.3.01.222.	10	1102	200	01		Medical Insurance	\$23,999.04	
9,467 (of 9,708) rows		0 (of 0) deleted rows						SUM \$310,806,764.62	


Illinois  
State Board of  
Education


# GL Expense Template Uploaded and Saved


 WELCOME


 START

 CALCULATE


 ADD/EDIT

 NARRATE

 SUBMIT

 SUPPORT

FY 2021 ▼


	Incomplete <sup>®</sup>	Total Expenses	Excluded	Federal	State/Local	Site-Level	Centralized	
« Back	9,467	\$310,806,764.62	\$0.00	\$0.00	\$0.00	\$0.00	\$0.00	Save  Next »



UPLOADDECODEALLOCATEMETHODSPREVIEW...

## UPLOAD EXPENSE REPORT

**Site-based calculation begins with your expenses.** This tab allows you to **upload a ledger expense report for allocation and calculation**. Data uploaded here is used only to assist you in calculating your per pupil, site-based expenditures. **It is NOT included in your *Site-Based Expenditure Report***, and you may opt to delete this data at any time.

**Download the *Expense Report Template* using the button to the right.** Then copy your expenses into the template and use the *Browse* button below to open the template for review and upload. The *Ledger Totals* you provide will be used by the system for calculation based on your allocation choices. All other provided columns (*Account Number, Description, etc.*) will be used by the system to assist you in making those choices.

Download Expense Report Template 

Browse  No template file selected (\*.xlsx) 



# Calculate --> Decode Account Numbers

25

WELCOME

START

CALCULATE

ADD/EDIT

NARRATE

SUBMIT

SUPPORT

FY 2021

Incomplete	Total Expenses	Excluded	Federal	State/Local	Site-Level	Centralized
9,467	\$310,806,764.62	\$0.00	\$0.00	\$0.00	\$0.00	\$0.00

Back

Save

Next

UPLOAD

DECODE

ALLOCATE

METHODS

PREVIEW

...

## DECODE ACCOUNT NUMBERS

The Decode tab extracts the Fund, Function, Object, Location, and Source from your Account Number.

To decode the desired component/dimension, enable the checkboxes and drag the sliders to highlight the digits. This will (optionally) override any components that are uploaded through the Expense Template.

☒ Extract **Fund** codes from Account Numbers only for records uploaded without them.

Use the slider below to highlight the **Fund** digits in your Account Number:
 

1

0

.

1

8

0

1

.

2

.

0

3

.

1

1

3

.

3

0

0

1

☒ Extract **Function** codes from Account Numbers only for records uploaded without them.

Use the slider below to highlight the **Function** digits in your Account Number:
 

1

0

.

1

8

0

1

.

2

.

0

3

.

1

1

3

.

3

0

0

1

☒ Extract **Object** codes from Account Numbers only for records uploaded without them.

Use the slider below to highlight the **Object** digits in your Account Number:
 

1

0

.

1

8

0

1

.

2

.

0

3

.

1

1

3

.

3

0

0

1

☒ Extract **Location** codes from Account Numbers only for records uploaded without them.

Use the slider below to highlight the **Location** digits in your Account Number:
 

1

0

.

1

8

0

1

.

2

.

0

3

.

1

1

3

.

3

0

0

1

☒ Extract **Source** codes from Account Numbers only for records uploaded without them.

Use the slider below to highlight the **Source** digits in your Account Number:
 

1

0

.

1

8

0

1

.

2

.

0

3

.

1

1

3

.

3

0

0

1

Show Fund codes found

Fund	Count	Total
10	7,250	\$215,939,521.74
20	591	\$19,520,628.99
30	5	\$30,122,633.54
40	124	\$15,164,029.79
50	1,547	\$5,967,152.39
60	39	\$15,015,664.76
80	3	\$1,761,783.00
999	149	\$7,315,350.41


8 codes



Illinois  
State Board of  
Education

# Decode Account Numbers

26



**Illinois State Board of Education**

Site-Based Expenditure Reporting

WELCOME
START
CALCULATE
ADD/EDIT
NARRATE
SUBMIT
SUPPORT
FY 2021 ▾

	Incomplete <sup>®</sup>	Total Expenses	Excluded	Federal	State/Local	Site-Level	Centralized	
« Back	9,467	\$310,806,764.62	\$0.00	\$0.00	\$0.00	\$0.00	\$0.00	<span style="background-color: red; color: white; padding: 2px 5px;">Save</span> <span style="background-color: #003366; color: white; padding: 2px 5px;">Next »</span>

UPLOAD
DECODE
ALLOCATE
METHODS
PREVIEW
...

## DECODE ACCOUNT NUMBERS

The Decode tab extracts the Fund, Function, Object, Location, and Source from your Account Number.

To decode the desired component/dimension, enable the checkboxes and drag the sliders to highlight the digits. This will (optionally) override any components that are uploaded through the Expense Template.

☒ Extract **Fund** codes from Account Numbers only for records uploaded without them.

Use the slider below to highlight the **Fund** digits in your Account Number:

1

0

.

1

8

0

1

.

2

.

0

3

.

1

1

3

.

3

0

0

1

○

○

☒ Extract **Function** codes from Account Numbers only for records uploaded without them.

Use the slider below to highlight the **Function** digits in your Account Number:

1

0

.

1

8

0

1

.

2

.

0

3

.

1

1

3

.

3

0

0

1

○

○

☒ Extract **Object** codes from Account Numbers only for records uploaded without them.

Use the slider below to highlight the **Object** digits in your Account Number:

Show Fund codes found ▾

Show Fund codes found

Show Function codes found

Show Object codes found

Show Location codes found

Show Source codes found


50	1,547	\$5,967,152.39
60	39	\$15,015,664.76
80	3	\$1,761,783.00
999	149	\$7,315,350.41
<b>8 codes</b>		



**Illinois State Board of Education**

# Calculate -- >Allocate

## Multi-select and Filter Records



**Illinois State Board of Education**

**Site-Based Expenditure Reporting**

WELCOME

START

CALCULATE

ADD/EDIT

NARRATE

SUBMIT

SUPPORT

FY 2021 ▼

**Incomplete<sup>9</sup>**  
 ◀ Back 9,467

**Total Expenses**  
 \$310,806,764.62

**Excluded**  
 \$0.00

**Federal**  
 \$0.00

**State/Local**  
 \$0.00

**Site-Level**  
 \$0.00

**Centralized**  
 \$0.00

Save Next ▶

UPLOAD   DECODE   ALLOCATE   METHODS   PREVIEW   ...

### ALLOCATE EXPENDITURES BY RECORD

All Records ▼   Fund 20 ✕   Function 2542 ✕

✕ 9,257 hidden

Filter ▲

Account Number starts with

Fund starts with  
 20

Function starts with  
 2542

Object starts with

Location starts with

Source starts with

Excluded

Federal

Allocation

Allocated Site

Allocated Method

Allocated Category

Description includes

Ledger Total Range  
 to

Match All or Any  
 All of the above

☐ Inverse Results

<input checked="" type="checkbox"/>	Account Number	Description	Ledger Total	Excluded	Federal	State/Local	Allocation
<input checked="" type="checkbox"/>	20.2542.3.01.115.	Non-Certified Supervision/...	\$58,085.66	<input type="text"/>	<input type="text"/>	<input type="text"/>	Choose... ▼
<input checked="" type="checkbox"/>	20.2542.3.01.117.	Non-Certified Paras/Custod...	\$560,313.73	<input type="text"/>	<input type="text"/>	<input type="text"/>	Choose... ▼
<input checked="" type="checkbox"/>	20.2542.3.01.132.	1.5 Overtime	\$23,573.02	<input type="text"/>	<input type="text"/>	<input type="text"/>	Choose... ▼
<input checked="" type="checkbox"/>	20.2542.3.01.133.	2.0 Overtime	\$8,055.98	<input type="text"/>	<input type="text"/>	<input type="text"/>	Choose... ▼
<input checked="" type="checkbox"/>	20.2542.3.01.221.	Life Insurance	\$268.32	<input type="text"/>	<input type="text"/>	<input type="text"/>	Choose... ▼
<input checked="" type="checkbox"/>	<b>451 selected</b>	<b>TOTALS</b>	<b>\$14,465,613.99</b>	0% \$0.00	0% \$0.00	0% \$0.00	Choose... ▼
<input checked="" type="checkbox"/>	20.2542.3.01.223.	Dental Insurance	\$7,518.78	<input type="text"/>	<input type="text"/>	<input type="text"/>	Choose... ▼
	<b>451 (of 9708) records</b>	<b>TOTALS</b>	<b>\$14,465,613.99</b>	<b>\$0.00</b>	<b>\$0.00</b>	<b>\$0.00</b>	



# Set Multiple Records as Exclusions

WELCOME

START

CALCULATE

ADD/EDIT

NARRATE

SUBMIT

SUPPORT

FY 2021

Incomplete <sup>o</sup>	Total Expenses	Excluded	Federal	State/Local	Site-Level	Centralized
9,467	\$310,806,764.62	\$0.00	\$0.00	\$0.00	\$0.00	\$0.00

Save

Next

UPLOAD

DECODE

ALLOCATE

METHODS

PREVIEW

## ALLOCATE EXPENDITURES BY RECORD

All Records

Fund 30

9,703 hidden

Filter

Account Number starts with

Fund starts with

Function starts with

Object starts with

Location starts with

Source starts with

Excluded

Federal

Allocation

Allocated Site

Allocated Method

Allocated Category

Description includes

Ledger Total Range

Match All or Any

Inverse Results

<input checked="" type="checkbox"/>	Account Number	Description	Ledger Total	Excluded	Federal	State/Local	Allocation
<input checked="" type="checkbox"/>	30.5140.8.22.611.	Redemption of Principle	\$17,671,404.17				Choose...
<input checked="" type="checkbox"/>	30.5140.8.22.621.	Interest	\$10,980,275.83				Choose...
<input checked="" type="checkbox"/>	30.5180.8.22.612.	Lease Purchase-Principle	\$1,030,9				Choose...
<input checked="" type="checkbox"/>	30.5180.8.22.621.	Interest	\$429,9				Choose...
<input checked="" type="checkbox"/>	30.5490.8.22.319.	Other Professional & Techni...	\$10,4				Choose...

5 selected

TOTALS

\$30,122,633.54

0%

\$0.00

0%

\$0.00

0%

\$0.00

Choose...

5 (of 9708) records

TOTALS

\$30,122,633.54

\$0.00

\$0.00

\$0.00



# Set Multiple Records as Exclusions

WELCOME

START

CALCULATE

ADD/EDIT

NARRATE

SUBMIT

SUPPORT

FY 2021

Incomplete <sup>0</sup>	Total Expenses	Excluded	Federal	State/Local	Site-Level	Centralized
<div>« Back</div> <div>9,462</div>	\$310,806,764.62	\$30,122,633.54	\$0.00	\$0.00	\$0.00	\$0.00

Save

Next »

UPLOAD

DECODE

ALLOCATE

METHODS

PREVIEW

...

## ALLOCATE EXPENDITURES BY RECORD

All Records

Fund 30

9,703 hidden

Filter

^

Account Number starts with

Fund starts with

Function starts with

Object starts with

Location starts with

Source starts with

Excluded

Federal

Allocation

Allocated Site

Allocated Method

Allocated Category

Description includes

Ledger Total Range

Match All or Any

All of the above

Inverse Results

<input checked="" type="checkbox"/>	Account Number	Description	Ledger Total	Excluded	Federal	State/Local	Allocation
<input checked="" type="checkbox"/>	30.5140.8.22.611.	Redemption of Principle	\$17,671,404.17	\$17,671,404.17			Choose...
<input checked="" type="checkbox"/>	30.5140.8.22.621.	Interest	\$10,980,275.83	\$10,980,275.83			Choose...
<input checked="" type="checkbox"/>	30.5180.8.22.612.	Lease Purchase-Principle	\$1,030,933.88	\$1,030,933.88			Choose...
<input checked="" type="checkbox"/>	30.5180.8.22.621.	Interest	\$429,527.99	\$429,527.99			Choose...
<input checked="" type="checkbox"/>	30.5490.8.22.319.	Other Professional & Techni...	\$10,491.67	\$10,491.67			Choose...
5 selected			TOTALS	\$30,122,633.54	\$0.00	\$0.00	Choose...
5 (of 9708) records			TOTALS	\$30,122,633.54	\$0.00	\$0.00	



# Apply Federal as Source on Multiple Records

WELCOME

START

CALCULATE

ADD/EDIT

NARRATE

SUBMIT

SUPPORT

FY 2021

	Incomplete <sup>®</sup>	Total Expenses	Excluded	Federal	State/Local	Site-Level	Centralized	
« Back	9,462	\$310,806,764.62	\$30,122,633.54	\$0.00	\$0.00	\$0.00	\$0.00	Save Next »

UPLOAD

DECODE

ALLOCATE

METHODS

PREVIEW

...

## ALLOCATE EXPENDITURES BY RECORD

All Records

Source 4300

9,384 hidden

Filter

^

Account Number starts with

Fund starts with

Function starts with

Object starts with

Location starts with

Source starts with

Excluded

Federal

Allocation

Allocated Site

Allocated Method

Allocated Category

Description includes

Ledger Total Range

Match All or Any

Inverse Results

<input checked="" type="checkbox"/>	Account Number	Description	Ledger Total	Excluded	Federal	State/Local	Allocation
<input checked="" type="checkbox"/>	14.1251.3.01.149.4300	Extra Pay-Certified	\$7,238.90				Choose...
<input checked="" type="checkbox"/>	14.1251.3.01.211.4300	Teachers Retirement (TRS)	\$42.01				Choose...
<input checked="" type="checkbox"/>	14.1251.3.01.214.4300	Medicare Only	\$104.97				Choose...
<input checked="" type="checkbox"/>	14.1251.3.01.217.4300	TRS Federal Contribution	\$771.74				Choose...
<input checked="" type="checkbox"/>	14.1251.3.01.218.4300	THIS Fund Employer Contri...	\$66.57				Choose...
<div>324 selected</div> <div>TOTALS</div>			\$3,406,466.88	0% \$0.00	0% \$0.00	0% \$0.00	Choose...
<input checked="" type="checkbox"/>	14.1251.3.01.331.4300	Pupil Transportation-General	\$0.00				Choose...
324 (of 9708) records			TOTALS	\$3,406,466.88	\$0.00	\$0.00	\$0.00

Calculate 100% of included f(x)

Calculate 0% f(x)

Calculate X% f(x)

Clear All



# Apply Federal as Source on Multiple Records

WELCOME

START

CALCULATE

ADD/EDIT

NARRATE

SUBMIT

SUPPORT

FY 2021

Last saved <1 minute ago

Incomplete <sup>®</sup>	Total Expenses	Excluded	Federal	State/Local	Site-Level	Centralized
<div>« Back</div> <div>9,467</div>	\$310,806,764.62	\$0.00	\$3,406,466.88	\$0.00	\$0.00	\$0.00
<div>Save</div> <div>Next »</div>						

UPLOAD

DECODE

ALLOCATE

METHODS

PREVIEW

...

## ALLOCATE EXPENDITURES BY RECORD

All Records

Source 4300

9,384 hidden

Filter

Account Number starts with

Fund starts with

Function starts with

Object starts with

Location starts with

Source starts with 4300

Excluded

Federal

Allocation

Allocated Site

Allocated Method

Allocated Category

Description includes

Ledger Total Range

Match All or Any

All of the above

Inverse Results

<input checked="" type="checkbox"/>	Account Number	Description	Ledger Total	Excluded	Federal	State/Local	Allocation
<input checked="" type="checkbox"/>	14.1251.3.01.149.4300	Extra Pay-Certified	\$7,238.90		100% of incl. \$7,238.90	0%	Choose...
<input checked="" type="checkbox"/>	14.1251.3.01.211.4300	Teachers Retirement (TRS)	\$42.01		100% of incl. \$42.01	0%	Choose...
<input checked="" type="checkbox"/>	14.1251.3.01.214.4300	Medicare Only	\$104.97		100% of incl. \$104.97	0%	Choose...
<input checked="" type="checkbox"/>	14.1251.3.01.217.4300	TRS Federal Contribution	\$771.74		100% of incl. \$771.74	0%	Choose...
<input checked="" type="checkbox"/>	14.1251.3.01.218.4300	THIS Fund Employer Contri...	\$66.57		100% of incl. \$66.57	0%	Choose...
<div>324 selected</div>			TOTALS	\$3,406,466.88	0%	0%	Choose...
<input checked="" type="checkbox"/>	14.1251.3.01.331.4300	Pupil Transportation-General	\$0.00		100% of incl. \$0.00	0%	Choose...
324 (of 9708) records			TOTALS	\$3,406,466.88	\$0.00	\$3,406,466.88	\$0.00



# Apply State/Local as Source on Multiple Records

WELCOME

START

CALCULATE

ADD/EDIT

NARRATE

SUBMIT

SUPPORT

FY 2021

Last saved 3 minutes ago

Incomplete	Total Expenses	Excluded	Federal	State/Local	Site-Level	Centralized
<div>« Back</div> <div>9,462</div>	\$310,806,764.62	\$30,122,633.54	\$3,406,466.88	\$0.00	\$0.00	\$0.00

Save

Next »

UPLOAD

DECODE

ALLOCATE

METHODS

PREVIEW

...

## ALLOCATE EXPENDITURES BY RECORD

All Records

Source 3001

9,551 hidden

Filter

Account Number starts with

Fund starts with

Function starts with

Object starts with

Location starts with

Source starts with

Excluded

Federal

Allocation

Allocated Site

Allocated Method

Allocated Category

Description includes

Ledger Total Range

Match All or Any

Inverse Results

☒

Account Number	Description	Ledger Total	Excluded	Federal	State/Local	Allocation
<input checked="" type="checkbox"/> 10.1801.3.01.222.3001	Medical Insurance	\$89,806.30				Choose...
<input checked="" type="checkbox"/> 10.1905.2.02.113.3001	Certified Teachers	\$163,271.09				Choose...
<input checked="" type="checkbox"/> 10.1905.2.02.211.3001	Teachers Retirement (TRS)	\$9,616.38				Choose...
<input checked="" type="checkbox"/> 10.1905.2.02.218.3001	THIS Fund Employer Contri...	\$1,583.80				Choose...
<input checked="" type="checkbox"/> 10.1905.2.02.221.3001	Life Insurance	\$105.09				Choose...
<div>157 selected</div> <div>TOTALS</div>		\$3,693,133.43	0% \$0.00	0% \$0.00	0% \$0.00	Choose...
<input checked="" type="checkbox"/> 51.1252.2.02.213.3001	Federal Insurance Contribut...	\$2,626.35				Choose...
157 (of 9708) records		TOTALS	\$3,693,133.43	\$0.00	\$0.00	\$0.00

Calculate 100% of included f(x)

Calculate 0% f(x)

Calculate X% f(x)

Clear All



# Apply State/Local as Source on Multiple Records

WELCOME

START

CALCULATE

ADD/EDIT

NARRATE

SUBMIT

SUPPORT

FY 2021

Last saved 7 minutes ago

Incomplete <sup>Ⓢ</sup>	Total Expenses	Excluded	Federal	State/Local	Site-Level	Centralized
<div>« Back</div> <div>9,462</div>	\$310,806,764.62	\$30,122,633.54	\$3,406,466.88	\$3,693,133.43	\$0.00	\$0.00
<div>Save</div> <div>Next »</div>						

UPLOAD

DECODE

ALLOCATE

METHODS

PREVIEW

...

## ALLOCATE EXPENDITURES BY RECORD

All Records

Source 3001

9,551 hidden

Filter

^

Account Number starts with

Fund starts with

Function starts with

Object starts with

Location starts with

Source starts with

Excluded

Federal

Allocation

Allocated Site

Allocated Method

Allocated Category

Description includes

Ledger Total Range

Match All or Any

Inverse Results

Account Number	Description	Ledger Total	Excluded	Federal	State/Local	Allocation
<input checked="" type="checkbox"/> 10.1801.3.01.222.3001	Medical Insurance	\$89,806.30		0% \$0.00	100% of incl. \$89,806.30	Choose...
<input checked="" type="checkbox"/> 10.1905.2.02.113.3001	Certified Teachers	\$163,271.09		0% \$0.00	100% of incl. \$163,271.09	Choose...
<input checked="" type="checkbox"/> 10.1905.2.02.211.3001	Teachers Retirement (TRS)	\$9,616.38		0% \$0.00	100% of incl. \$9,616.38	Choose...
<input checked="" type="checkbox"/> 10.1905.2.02.218.3001	THIS Fund Employer Contri...	\$1,583.80		0% \$0.00	100% of incl. \$1,583.80	Choose...
<input checked="" type="checkbox"/> 10.1905.2.02.221.3001	Life Insurance	\$105.09		0% \$0.00	100% of incl. \$105.09	Choose...
<input checked="" type="checkbox"/> 10.1905.2.02.223.3001	Dental Insurance	\$1,197.38		0% \$0.00	100% of incl. \$1,197.38	Choose...
<input checked="" type="checkbox"/> 157 selected	TOTALS	\$3,693,133.43	0% \$0.00	0% \$0.00	100% of incl. \$3,693,133.43	Choose...
157 (of 9708) records		TOTALS	\$3,693,133.43	\$0.00	\$0.00	\$3,693,133.43



# Site-Based Allocation

Last saved 31 minutes ago

	Incomplete <sup>®</sup>	Total Expenses	Excluded	Federal	State/Local	Site-Level	Centralized	
« Back	9,462	\$310,806,764.62	\$30,122,633.54	\$3,406,466.88	\$3,693,133.43	\$0.00	\$0.00	Save  Next »

[UPLOAD](#)
[DECODE](#)
[ALLOCATE](#)
[METHODS](#)
[PREVIEW](#)
[...](#)

## ALLOCATE EXPENDITURES BY RECORD

All Records ▾
Location 01 ✕
✕ 8,979 hidden
Filter

Account Number starts with

Excluded

Description includes

Fund starts with

Federal

Ledger Total Range  to

Function starts with

Allocation

Object starts with

Allocated Site

Location starts with

Allocated Method

Match All or Any

Source starts with

Allocated Category

☐ Inverse Results

<input checked="" type="checkbox"/>	Account Number	Description	Ledger Total	Excluded	Federal	State/Local	Allocation
<input checked="" type="checkbox"/>	10.1102.3.01.113.	Certified Teachers	\$278,628.88				
<input checked="" type="checkbox"/>	10.1102.3.01.149.	Extra Pay-Certified	\$3,494.00				
<input checked="" type="checkbox"/>	10.1102.3.01.211.	Teachers Retirement (TRS)	\$16,431.34				
<input checked="" type="checkbox"/>	10.1102.3.01.218.	THIS Fund Employer Contri...	\$2,734.96				
<input checked="" type="checkbox"/>	10.1102.3.01.221.	Life Insurance	\$127.43				
<input checked="" type="checkbox"/>	10.1102.3.01.222.	Medical Insurance	\$23,999.04				
<input checked="" type="checkbox"/>	10.1102.3.01.223.	Dental Insurance	\$1,357.36				
<input checked="" type="checkbox"/>	10.1102.3.01.224.	Vision Insurance	\$286.32				
<input checked="" type="checkbox"/>	10.1102.3.01.111.	Supplies-General	\$15,870.01				
<input checked="" type="checkbox"/>	<b>729 selected</b>	<b>TOTALS</b>	<b>\$21,470,608.07</b>				
<input checked="" type="checkbox"/>	10.1102.3.01.113.	Supplies-Computer	\$494.04				
	<b>729 (of 7008) records</b>	<b>TOTALS</b>	<b>\$21,470,608.07</b>	<b>\$0.00</b>	<b>\$95,042.22</b>	<b>\$89,806.30</b>	

**Sites**

☐ allocate to all sites shown  
☒ Elementary School 1 100.0%  
☐ High School 1 0.0%  
☐ Middle School 1 0.0%

**Allocate by...**

[define new Allocation Methods...](#)

☒ In-District 99.3%  
☒ Outplaced 0.7%

☒ K-12 82.9%  
☒ Pre-K 17.1%

**Categorize as...**

☒ Automatic as shown below  
☒ Site-Level  
☐ District Centralized

0% of incl. \$0.00

0.44% of incl. \$95,042.22

0.42% of incl. \$89,806.30

Choose...



# District Centralized Allocation

Last saved 3 minutes ago

Incomplete <sup>®</sup>	Total Expenses	Excluded	Federal	State/Local	Site-Level	Centralized	
◀ Back	9,443	\$310,806,764.62	\$30,122,633.54	\$3,406,466.88	\$3,693,133.43	\$21,470,608.07	\$0.00

Save
Next >>

UPLOAD
DECODE
ALLOCATE
METHODS
PREVIEW
...

## ALLOCATE EXPENDITURES BY RECORD

All Records ▾
Location 93 ✕
✕ 9,701 hidden
Filter
⌵

Account Number starts with

Fund starts with

Function starts with

Object starts with

Location starts with

Source starts with

Excluded

Federal

Allocation

Allocated Site

Allocated Method

Allocated Category

Description includes

Ledger Total Range  
 to

Match All or Any

☐ Inverse Results

<input checked="" type="checkbox"/>	Account Number	Description	Ledger Total	Excluded	Federal	State/Local	Allocation
<input checked="" type="checkbox"/>	10.2211.8.93.315.	Food-Contracted	\$1,293.50				
<input checked="" type="checkbox"/>	10.2211.8.93.333.	District Travel	\$1,999.45				
<input checked="" type="checkbox"/>	10.2211.8.93.334.	Professional Meetings	\$880.00				
<input checked="" type="checkbox"/>	10.2211.8.93.411.	Supplies-General	\$567.68				
<input checked="" type="checkbox"/>	10.2211.8.93.415.	Supplies-Computer	\$343.98				
<input checked="" type="checkbox"/>	10.2211.8.93.751.	Equipment < \$5000	\$899.00				
<input checked="" type="checkbox"/>	10.2211.8.93.755.	Computer Equipment < \$50...	\$179.00				

**Sites**

☒ allocate to all sites shown

☐ Elementary School 1 39.4%

☐ High School 1 33.3%

☐ Middle School 1 27.2%

**Allocate by...**

define new Allocation Methods...

☒ In-District 97.6%

☒ Outplaced 2.4%

☒ K-12 93.3%

☒ Pre-K 6.7%

**Categorize as...**

☒ Automatic as shown below

☐ Site-Level

☒ District Centralized

Ok ✓
Cancel ✕

✕ 7 selected

**TOTALS**

**\$6,162.61**

0%

\$0.00

0%

\$0.00

0%

\$0.00

Choose...

7 (of 9708) records	<b>TOTALS</b>	<b>\$6,162.61</b>	<b>\$0.00</b>	<b>\$0.00</b>	<b>\$0.00</b>
---------------------	---------------	-------------------	---------------	---------------	---------------



# Calculate -- > Methods

WELCOME

START

CALCULATE

ADD/EDIT

NARRATE

SUBMIT

SUPPORT

FY 2021 ▾

Last saved 6 minutes ago

	Incomplete <sup>ⓘ</sup>	Total Expenses	Excluded	Federal	State/Local	Site-Level	Centralized	
« Back	9,443	\$310,806,764.62	\$30,122,633.54	\$3,406,466.88	\$3,693,133.43	\$21,470,608.07	\$6,162.61	Save  Next »

UPLOADDECODEALLOCATEMETHODSPREVIEW...

## METHODS OF APPORTIONMENT

Method	Sites	Metric	Total	Usage	Add +
<b>SBER Enrollment</b> These are the primary SBER enrollments. The figures here will be denominators in the final per-pupil calculations.	3	Enrollment FTE	378	7.58%	Edit ^

**Name**  
SBER Enrollment

**Metric**  
Enrollment FTE ▾

**Description**  
These are the primary SBER enrollments. The figures here will be denominators in the final per-pupil calculations.

☒ Support K-12 vs Pre-K apportionment<sup>ⓘ</sup>  
☒ Support In-District vs Outplaced apportionment<sup>ⓘ</sup>

Edit Enrollments?

Site	Total Enrollment FTE		Pre-K Enrollment FTE	
	All <i>In-District+Outplaced</i>	Outplaced	All <i>In-District+Outplaced</i>	Outplaced
<b>Elementary School 1</b> RCDTS 12345678901-2001	348.5	3.5	3	3
<b>High School 1</b> RCDTS 12345678901-0002	456.2	8.25	14.5	3
<b>Middle School 1</b> RCDTS 12345678901-1002	463	8	0	0
<b>3 sites</b>	<b>TOTAL</b>	<b>378</b>	<b>25.5</b>	<b>0</b>

# Calculate --> Methods (Manually Edit Default SBER Enrollment)

WELCOME

START

CALCULATE

ADD/EDIT

NARRATE

SUBMIT

SUPPORT

FY 2021

Last saved 11 minutes ago

Incomplete	Total Expenses	Excluded	Federal	State/Local	Site-Level	Centralized	
<< Back	9,443	\$310,806,764.62	\$30,122,633.54	\$3,406,466.88	\$3,693,133.43	\$21,470,608.07	\$6,162.61
<div>SaveNext &gt;&gt;</div>							

UPLOADDECODEALLOCATEMETHODSPREVIEW

### METHODS OF APPORTIONMENT

Method	Sites	Metric	Total	Usage	Add
<b>SBER Enrollment</b> These are the primary SBER enrollments. The figures here will be denominators in the final per-pupil calculations.	3	Enrollment FTE	1,267.7	7.58%	Edit

Name

SBER Enrollment

Description

These are the primary SBER enrollments. The figures here will be denominators in the final per-pupil calculations.

Metric


Enrollment FTE

Support K-12 vs Pre-K apportionment

Support In-District vs Outplaced apportionment

Query Enrollments?

Site	Total Enrollment FTE		Pre-K Enrollment FTE		
	All <small>In-District + Outplaced</small>	Outplaced	All <small>In-District + Outplaced</small>	Outplaced	
<b>Elementary School 1</b> RCDTS 12345678901-2001	348.5	3.5	3	3	
<b>High School 1</b> RCDTS 12345678901-0002	456.2	8.25	14.5	3	
<b>Middle School 1</b> RCDTS 12345678901-1002	463	8	0	0	
<b>3 sites</b>	<b>TOTAL</b>	<b>1,267.7</b>	<b>19.75</b>	<b>17.5</b>	<b>6</b>



Illinois

State Board of Education

# Manually Add New Method

Last saved 15 minutes ago

Incomplete <sup>9</sup>	Total Expenses	Excluded	Federal	State/Local	Site-Level	Centralized
9,443	\$310,806,764.62	\$30,122,633.54	\$3,406,466.88	\$3,693,133.43	\$21,470,608.07	\$6,162.61

« Back Save Next »

UPLOAD DECODE ALLOCATE METHODS PREVIEW ...

## METHODS OF APPORTIONMENT

Method	Sites	Metric	Total	Usage	Add +
<b>SBER Enrollment</b> These are the primary SBER enrollments. The figures here will be denominators in the final per-pupil calculations.	3	Enrollment FTE	1,267.7	7.58%	Edit ▾
<b>New Method (#2)</b>	0	Enrollment FTE	0	0%	Edit ▴

**Name**  
New Method (#2)

**Metric**  
Enrollment FTE

**Description**

☐ Support K-12 vs Pre-K apportionment<sup>9</sup>  
☐ Support In-District vs Outplaced apportionment<sup>9</sup>

Site	Total Enrollment FTE		Pre-K Enrollment FTE	
	All <small>In-District+Outplaced</small>	Outplaced	All <small>In-District+Outplaced</small>	Outplaced
No sites found. Sites can be added <b>manually</b> by clicking the + button.				
OR				
They can be filled <b>automatically</b> with enrollments queried by Site, Grade Level, Outplacement, etc.				
<input type="button" value="Try it now! 😊"/>				
0 sites	TOTAL	0	0	0

2 methods



# Manually Add New Method

UPLOAD DECODE ALLOCATE **METHODS** PREVIEW ...

## METHODS OF APPORTIONMENT

Method	Sites	Metric	Total	Usage	
<b>SBER Enrollment</b> These are the primary SBER enrollments. The figures here will be denominators in the final per-pupil calculations.	3	Enrollment FTE	1,267.7	7.58%	Edit ▾
<b>New Method (#2)</b>	0	Enrollment FTE	0	0%	Edit ▲

**Name**  
New Method (#2)

**Metric**  
Enrollment FTE ▾

**Description**

☐ Support K-12 vs Pre-K apportionment?  
☐ Support In-District vs Outplaced apportionment?

Query Enrollments?

Site	Total Enrollment FTE		Pre-K Enrollment FTE		
	All <small>In-District+Outplaced</small>	Outplaced	All <small>In-District+Outplaced</small>	Outplaced	
No sites found. Sites can be added <b>manually</b> by clicking the + button.					
OR					
They can be filled <b>automatically</b> with enrollments queried by Site, Grade Level, Outplaced					
Try it now! 😊					
0 sites	TOTAL	0	0	0	0

+ Add all sites shown below

Select Site to be Added

Elementary School 1  
Public School

High School 1  
Public School

Middle School 1  
Public School

# Query New Method (Automate)

Incomplete <sup>?</sup>	Total Expenses	Excluded	Federal	State/Local	Site-Level	Centralized	
◀ Back	9,443	\$310,806,764.62	\$30,122,633.54	\$3,406,466.88	\$3,693,133.43	\$21,470,608.07	\$6,162.61 Save Ⓜ Next ▶

UPLOADDECODEALLOCATEMETHODSPREVIEW...

## METHODS OF APPORTIONMENT

Method	Sites	Metric	Total	Usage	Add +
<b>SBER Enrollment</b> These are the primary SBER enrollments. The figures here will be denominators in the final per-pupil calculations.	3	Enrollment FTE	1,267.7	7.58%	Edit ▼
<b>New Method (#2)</b>	0	Enrollment FTE	0	0%	Edit ▲

**Name**  
New Method (#2)

**Metric**  
Enrollment FTE

**Description**

☐ Support K-12 vs Pre-K apportionment<sup>?</sup>  
☐ Support In-District vs Outplaced apportionment<sup>?</sup>

Query Enrollments?

Site	Total Enrollment FTE		Pre-K Enrollment FTE		+
	All <small>In-District+Outplaced</small>	Outplaced	All <small>In-District+Outplaced</small>	Outplaced	
No sites found. Sites can be added <b>manually</b> by clicking the + button.					
OR					
They can be filled <b>automatically</b> with enrollments queried by Site, Grade Level, Outplacement, etc.					
Try it now! 😊					
0 sites	TOTAL	0	0	0	0



# Add New Method (Query New Method - Automate)

Elementary Enrollment FTE

Elementary Enrollment FTE

0

Enrollment FTE

0

0%

Edit ^

Name

Elementary Enrollment FTE

Metric

Enrollment FTE

Description

Elementary Enrollment FTE

☒ Support K-12 vs Pre-K apportionment?

☒ Support In-District vs Outplaced apportionment?

EDIT QUERY

VIEW RESULTS

Site	Total Enrollment FTE		Pre-K Enrollment FTE	
	All	Outplaced	All	Outplaced
<i>In-District + Outplaced</i>				
<p>This tab allows users to customize an enrollment query selecting students grouped by site for expenditure apportionment. When executed, this query sums the FTEs of enrollments satisfying ALL of the criteria below and reports them by Site per Site-Based Expenditure Reporting Guidance. For further insight into the results, please refer to the Enrollment Report found on the Welcome page.</p> <div><div>Run Query</div><div>Delete Query</div></div> <div><div>Outplacements</div><div>IEP/ISP <small>Future?</small></div><div>English Learners <small>Future?</small></div></div> <div><div>Grade Levels to</div><div>Sites to</div></div> <div><div>0 sites</div><div>TOTAL</div><div>0</div><div>0</div><div>0</div><div>0</div></div>				

2 methods





**Illinois**  
State Board of  
Education

UPLOAD

DECODE

ALLOCATE

METHODS

PREVIEW

...

## METHODS OF APPORTIONMENT

Method	Sites	Metric	Total	Usage	Add +
<b>SBER Enrollment</b> These are the primary SBER enrollments. The figures here will be denominators in the final per-pupil calculations.	3	Enrollment FTE	1,267.7	7.58%	Edit ▾
<b>Elementary Enrollment FTE</b> Elementary Enrollment FTE	2	Enrollment FTE	804.7	0%	Edit ▲

**Name**

Elementary Enrollment FTE

**Metric**

Enrollment FTE

**Description**

Elementary Enrollment FTE

☐ Support K-12 vs Pre-K apportionment?

☐ Support In-District vs Outplaced apportionment?

EDIT QUERY

VIEW RESULTS

Edit Enrollments?

Site	Total Enrollment FTE		Pre-K Enrollment FTE	
	All <small>In-District + Outplaced</small>	Outplaced	All <small>In-District + Outplaced</small>	Outplaced
<b>Elementary School 1</b> RCDTS 12345678901-2001	348.5	3.5	3	3
<b>Elementary School 2</b> RCDTS 12345678901-1002	456.2	8.25	14.5	3
<b>2 sites</b>	<b>TOTAL</b>	<b>804.7</b>	<b>17.5</b>	<b>6</b>

2 methods

# Calculate -- > Preview

WELCOME

START

CALCULATE

ADD/EDIT

NARRATE

SUBMIT

SUPPORT

FY 2021

Last saved 2 hours ago

Incomplete <sup>0</sup>	Total Expenses	Excluded	Federal	State/Local	Site-Level	Centralized	
0	\$24,707,731.00	\$6,431,071.00	\$124,902.50	\$18,151,757.50	\$7,901,780.00	\$10,374,880.00	<div>SaveNext</div>

UPLOAD

DECODE

ALLOCATE

METHODS

PREVIEW

...

## PREVIEW EXPENDITURES PER PUPIL

Please use this tab to preview your sites' per pupil expenditures. **Once all account records are allocated**, this tab will allow you to **transfer these per pupil expenditures to the Add/Edit page** and proceed toward submission.

Please review the site-based expenditures shown below. If adjustments are needed, please make them on the *Allocate* and/or *Methods* tabs and return here for further review. When satisfied, click the *Transfer to Add/Edit* button to transfer your calculated per pupil expenditures to the *Add/Edit* page to proceed with reporting and submission.

LEAs interested in *calling out embedded Pre-K classrooms* or *separating district outplacements* can do so and preview them here. Please refer to the [Guidance](#) for more information regarding these options.

☐ Call out embedded Pre-K classrooms

☐ Separate district outplacements

Fiscal Year	Sites	Enrollment	Per Pupil	Exclusions	Total Expenditures	
2021	3	1,328.00	\$13,754.78	\$6,431,071.00	\$24,707,731.00	<div>Transfer to Add/Edit</div>

☐ Preview Total Expenditures instead of Expenditures per Pupil

\*Sites grayed out and struckthrough will be deleted.

Expenditures per Pupil in Dollars					
Site	Enrollment FTE	Funding Source	Site-Level	District Centralized	Total
Elementary School 1 <i>Public School</i> 166 Any Ave, City, IL RCDTS 12345678901-2002	493.5	Federal	\$0.00	\$94.00	\$94.00
		State/Local	\$6,093.00	\$7,714.00	\$13,807.00
		Subtotal	\$6,093.00	\$7,808.00	\$13,901.00
High School 1 <i>Public School</i> 277 Any Dr, City, IL RCDTS 12345678901-2004	358.25	Federal	\$0.00	\$94.00	\$94.00
		State/Local	\$6,022.00	\$7,714.00	\$13,736.00
		Subtotal	\$6,022.00	\$7,808.00	\$13,830.00
Middle School 1 <i>Public School</i> 149 Any Way, City, IL RCDTS 12345678901-1001	477	Federal	\$0.00	\$94.00	\$0.00
		State/Local	\$5,739.00	\$7,714.00	\$13,453.00
		Subtotal	\$5,739.00	\$7,808.00	\$13,547.00



Illinois  
State Board of  
Education

# Add/Edit Page

WELCOME

START

CALCULATE

ADD/EDIT

NARRATE

SUBMIT

SUPPORT

FY 2021

Last modified 13 minutes ago

Fiscal Year	Sites	Enrollment	Per Pupil	Exclusions	Total Expenditures
« Back	2021	3	1,328.75	\$13,754.78	\$6,431,071.00
					\$24,707,731.00

Save

Next »

## ADD & EDIT EXPENDITURES BY SITE

filter sites by name

Filter 3 sites

All A B C D E F G H I J K L M N O P Q R S T U V W X Y Z

Expenditures per Pupil in Dollars					
Site	Enrollment FTE	Funding Source	Site-Level	District Centralized	Total
<b>Elementary School 1</b> <i>Public School</i> 166 Any Ave, City, IL RCDTS 12345678901-2002	358.25	Federal	\$0.00	\$94.00	\$94.00
		State/Local	\$6,022.00	\$7,714.00	\$13,736.00
		<b>Subtotal</b>	<b>\$6,022.00</b>	<b>\$7,808.00</b>	<b>\$13,830.00</b>
Any narrative written here will accompany the data above on the Report Card. Click the help icon below for more information.			Any notes provided here are viewable only by the district and ISBE.		
Public Narrative			Internal Notes		
<b>Elementary School 2</b> <i>Public School</i> 277 Any Dr, City, IL RCDTS 12345678901-2004	477	Federal	\$0.00	\$94.00	\$94.00
		State/Local	\$5,739.00	\$7,714.00	\$13,453.00
		<b>Subtotal</b>	<b>\$5,739.00</b>	<b>\$7,808.00</b>	<b>\$13,547.00</b>
Any narrative written here will accompany the data above on the Report Card. Click the help icon below for more information.			Any notes provided here are viewable only by the district and ISBE.		
Public Narrative			Internal Notes		
<b>Middle School 1</b> <i>Public School</i> 123 Any Street, Bloomington, IL RCDTS 12345678901-1001	493.5	Federal	\$0.00	\$94.00	\$94.00
		State/Local	\$6,093.00	\$7,714.00	\$13,807.00
		<b>Subtotal</b>	<b>\$6,093.00</b>	<b>\$7,808.00</b>	<b>\$13,901.00</b>
Any narrative written here will accompany the data above on the Report Card. Click the help icon below for more information.			Any notes provided here are viewable only by the district and ISBE.		
Public Narrative			Internal Notes		
<b>District Totals</b>	<b>1,328.75</b>	Federal	\$0.00	\$94.00	\$94.00
		State/Local	\$5,946.78	\$7,714.00	\$13,660.78
		<b>Total</b>	<b>\$5,946.78</b>	<b>\$7,808.00</b>	<b>\$13,754.78</b>

« < > »

Page All 3 sites

>>



Illinois  
State Board of  
Education

# District Narrative - Public

WELCOME

START

CALCULATE

ADD/EDIT

NARRATE

SUBMIT

SUPPORT

FY 2021 ▾

Last modified 4 minutes ago

	Fiscal Year	Sites	Enrollment	Per Pupil	Exclusions	Total Expenditures	
« Back	2021	3	1,328.75	\$13,754.78	\$6,431,071.00	\$24,707,731.00	Save  Next »

## DISTRICT NARRATIVE - PUBLIC

The Report Card will not only show your site-based expenditure data but will also show student demographic and summative designation data side-by-side (with an asterisk for FY21 summative designations). ISBE offers every district the opportunity to give further context and narrative to accompany these data sets.

When scripting your optional narrative for your district, consider the following guiding questions to help you “tell your story.”

- What are you looking for in the data?
- What will principals, teachers, parents, and community members look for in the data?
- What questions are you interested in asking now that you have these data?
- What relationship (if any) do you see between spending and outcomes for students?
- How does these data help you understand your district and tell your story?
- How does your district and community talk about equity, equity of opportunity, spending smart, tradeoffs, and/or return on investment?
- What initial takeaways or action step ideas do you have from the data?

**SAMPLE NARRATIVE A**

*Lumos School District is proud to serve students from diverse backgrounds. Given the many opportunities we want to provide for our students, making the most of every dollar we receive is very important to us. Sometimes we have to make hard choices, since we are only funded to 65% adequacy. This is the second year that we have been able to examine our spending by site. We look forward to using our data to inform our FY21 budget and coordinate with our district and school leaders and community in order to make sure that we are spending in a way that provides equity of opportunity to every school and every student.*

**SAMPLE NARRATIVE B**

*Nox School District prioritizes serving all students to the best of our ability. These data show how we allocate resources for the sake of serving students. Overall, the amount of spending varies by school due to a lot of factors. For example, our smaller schools do not benefit from the same economies of scale as our larger schools and therefore have somewhat higher per-pupil expenditures. Also, different schools have different needs based on the students that they serve. We also needed to make some emergency expenditures this year to protect student health and ensure that learning could continue remotely. Some of these expenditures benefited all students; other expenditures were targeted to support our most vulnerable students. Our challenge for the year ahead will be to examine how changes to our allocation decisions can affect what principals and teachers are able to accomplish with students even in uncertain circumstances. We will ground our examination in our district strategic plan and goals for all children, which highlight the need to provide rigorous and supportive environments across all schools.*

[read less](#)


Please tell your optional, public story here...


Public Narrative


4000 characters remaining





# District Notes - Internal


 WELCOME


 START

 CALCULATE

 ADD/EDIT


 NARRATE

 SUBMIT

 SUPPORT

FY 2021 ▼

Last modified 7 minutes ago

	Fiscal Year	Sites	Enrollment	Per Pupil	Exclusions	Total Expenditures	
« Back	2021	3	1,328.75	\$13,754.78	\$6,431,071.00	\$24,707,731.00	<div>Save </div> <div>Next »</div>


## DISTRICT NOTES - INTERNAL

**Any notes entered into this space will only be visible to ISBE and to your district.** ISBE is happy to offer every district the opportunity to make notes regarding this year's reporting process in order to memorialize the process for future years. *All information submitted through this application is subject to the Freedom of Information Act (FOIA).*

**When determining what to note in this optional space, consider the following possible topics to address.**

- What was difficult in this year's reporting? How did you address the difficulty?
- What allocation methodologies did you use for individual district centralized expenditures that you most want to remember/log? (Line items capturing large quantities of funds or for which you made a particularly deliberate allocation methodology choice may be most worthy of noting here.)
- What will ensure that these data are comparable year over year?


Please enter your optional, internal notes here...


 Internal Notes


4000 characters remaining





# Allocation of District Centralized Expenditures - Internal


 WELCOME


 START

 CALCULATE

 ADD/EDIT


 **NARRATE**

 SUBMIT

 SUPPORT

FY 2021 ▼

Last modified 12 minutes ago

	Fiscal Year	Sites	Enrollment	Per Pupil	Exclusions	Total Expenditures	
« Back	2021	3	1,328.75	\$13,754.78	\$6,431,071.00	\$24,707,731.00	Save  Next »

## ALLOCATION OF DISTRICT CENTRALIZED EXPENDITURES - INTERNAL

In addition to the required data table, every LEA has the option to report the allocation methodology or methodologies used to allocate centralized district expenditures down to the site level. The allocation methodology or methodologies (including any notes) entered within this optional section will only be visible to ISBE and your LEA. ISBE will NOT be evaluating these internal notes. ISBE is happy to offer every LEA the opportunity to make notes regarding this year's reporting process to memorialize the process for future years. All information submitted through this application is subject to the Freedom of Information Act (FOIA). Follow the instructions below to check off the methodologies utilized by your LEA for each significant cost category.

**1. Please select any-and-all methodologies used by your LEA to allocate *Regular Education Programs (Function 1100)* to school sites.**

☐ To all schools, per pupil, using all students

☐ To select schools, per pupil, using all students at those select schools

☐ To all schools, per pupil, using select students

☐ To select schools, per pupil, using select students

☐ To all or select schools per FTE

☐ To all or select schools using FTE time or caseload

☐ To all or select schools per square foot

☐ To all or select schools per school

☐ Not Applicable

**Other Allocation Methodologies**

Please specify any other allocation methodologies used by your LEA for this cost category (in 250 characters or less).

☐ To all schools, per pupil, using all students

☐ To select schools, per pupil, using all students at those select schools

☐ To all schools, per pupil, using select students

☐ To select schools, per pupil, using select students

☐ To all or select schools per FTE

☐ To all or select schools using FTE time or caseload

☐ To all or select schools per square foot

☐ To all or select schools per school

☐ Not Applicable

Please specify any other allocation methodologies used by your LEA for this cost category (in 250 characters or less).



# Submit Page

WELCOME

START

CALCULATE

ADD/EDIT

NARRATE

SUBMIT

SUPPORT

FY 2021

Last modified 30 minutes ago

	Fiscal Year	Sites	Enrollment	Per Pupil	Exclusions	Total Expenditures	
« Back	2021	3	1,328.75	\$13,754.78	\$6,431,071.00	\$24,707,731.00	Submit

## VERIFY & SUBMIT EXPENDITURE REPORT

Your district **Site-Based Expenditure Report** for **FY 2021** is ready for submission. Please review the draft below.

When satisfied, click **Submit** to submit your expenditures, narrative, and notes to ISBE and complete this process.  
*Note: Once submitted, no further changes may be made.*

Site-Based Expenditure Report - ... 1 / 1 | - 80% + | [ ] [ ]

Fiscal Year	Sites	Enrollment	Per Pupil	Exclusions	Total Expenditures	Submitted
2021	3	1,328.75	\$13,754.78	\$6,431,071.00	\$24,707,731.00	—

### DISTRICT PUBLIC NARRATIVE

*District public narrative not provided.*

### EXPENDITURES PER PUPIL BY SITE

Site	Enrollment FTE	Funding Source	Expenditures per Pupil in Dollars		
			Site-Level	District Centralized	Total
<b>Elementary School 1</b>	358.25	Federal	\$0.00	\$94.00	\$94.00
Public School		State/Local	\$6,022.00	\$7,714.00	\$13,736.00
166 Any Ave., City, IL		Subtotal	\$6,022.00	\$7,808.00	\$13,830.00
Public Narrative					
<i>Site-level public narrative not provided.</i>					
<b>Elementary School 2</b>	477	Federal	\$0.00	\$94.00	\$94.00
Public School		State/Local	\$5,739.00	\$7,714.00	\$13,453.00
277 Any Dr., City, IL		Subtotal	\$5,739.00	\$7,808.00	\$13,547.00
Public Narrative					
<i>Site-level public narrative not provided.</i>					
<b>Middle School 1</b>	493.5	Federal	\$0.00	\$94.00	\$94.00
Public School		State/Local	\$6,093.00	\$7,714.00	\$13,807.00
123 Any Street, Bloomington, IL		Subtotal	\$6,093.00	\$7,808.00	\$13,901.00
Public Narrative					
<i>Site-level public narrative not provided.</i>					



# Submit Page – Submission Completed, Available Feedback Survey

WELCOME

START

CALCULATE

ADD/EDIT

NARRATE

SUBMIT

SUPPORT

FY 2021

Submitted 7 minutes ago

READ ONLY	Fiscal Year	Sites	Enrollment	Per Pupil	Exclusions ⓘ	Total Expenditures
« Back	2021	3	1,328.75	\$13,754.78	\$6,431,071.00	\$24,707,731.00

## VERIFY & SUBMIT EXPENDITURE REPORT

Reporting District

Fiscal Year

Submitted At

Submitted By

Any District CUSD 13

2021

Jun 24, 2021 1:54:00 AM

User Name

Download Final Report

Export to Excel

Edits to submissions may be made until August 31, 2021.  
To re-open your submission for editing, please click [HERE](#) and select "Un-submit — for immediate attention" as the topic area. You may also send an email to [site-based@isbe.net](mailto:site-based@isbe.net)

## FEEDBACK SURVEY

Thank you for submitting your district's FY 2021 site-based expenditure data. Please fill out the survey below to share your experience of data calculation and submission and inform ISBE's continuous improvement.


- Approximately how much time did it take your school district to calculate, compile, and submit your FY 2021 site-based expenditure data?
  - ☐ Under 4 hours
  - ☐ 4-8 hours
  - ☐ 8-12 hours
  - ☐ 12-16 hours
  - ☐ 16 hours or more
- How did you calculate and compile your FY 2021 site-based expenditure data?
  - ☐ ISBE-provided optional data calculation template
  - ☐ Vendor-provided report/calculations
  - ☐ Off-sheet calculations or another custom approach following ISBE reporting guidance
- How frequently is your district using site-based expenditure data in your regular financial cycles?
  - ☐ Rarely. We only look at it for the purpose of calculating, compiling, and submitting the data during the reporting window.
  - ☐ Occasionally. We spend time during and after the reporting window analyzing the data to see what it shows.
  - ☐ Sometimes. We check on our site-based expenditure data not only during and after the reporting window but also when we start budgeting for the next fiscal year.
  - ☐ Frequently. Analysis of site-based data expenditure data is a regular fixture of our district discussions on equity and student investments.


Finish


No Thanks





# Start -- > Excel


 WELCOME


 **START**

 EXCEL

 ADD/EDIT

 NARRATE

 SUBMIT


 SUPPORT

FY 2021 ▾

	Fiscal Year	Sites	Enrollment	Per Pupil	Exclusions	Total Expenditures	
« Back	2021	0	0	—	—	\$0.00	Next »


## START HERE: CHOOSE APPROACH

Choose an approach for site-based expenditure calculation and entry. We have defaulted your selection to the NEW In-App Data Calculation tool. For slides and webinar recording see <https://www.isbe.net/site-based>.

 CALCULATE


**NEW** In-App Data Calculation Tool

Choose ☐

 EXCEL


Use ISBE Excel Data Calculation Template

Enabled ☒ »

 IMPORT

Use **Data Import Template**. Recommended for LEAs with vendor-supplied or independent calculations in Excel.

Choose ☐

 ADD/EDIT

Manual **Add/Edit** - Allows for manual entry of calculated per-pupil expenditure report

Choose ☐



# Excel Tab – Data Calculation Template

WELCOME

START

EXCEL

ADD/EDIT

NARRATE

SUBMIT

SUPPORT

FY 2021

	Fiscal Year	Sites	Enrollment	Per Pupil	Exclusions	Total Expenditures	
« Back	2021	0	0	—	—	\$0.00	Next »

## USE EXCEL TEMPLATE TO CALCULATE EXPENDITURES

The **Site-Based Expenditure Reporting (SBER) Data Calculation Template** assists LEAs in translating their general ledgers into the format required for site-based expenditure reporting. This optional template will likely be most beneficial for LEAs not using a vendor to support their calculations.

Download and complete the The **Site-Based Expenditure Reporting (SBER) Data Calculation Template**. LEAs that anticipate reporting their district outplacements as a separate reporting site should account for the additional site when choosing the size of the template to download (e.g., a district reporting three schools and a separate outplacement reporting site will choose "My district has 4 sites"). Instructions for working through this template are available [here](#)

Download the **Site-Based Expenditure Reporting (SBER) Data Import Template** and copy the results of STEP 1 into it. Specifications for this template can be found [here](#)

Click the *Upload* button below to select a completed *Data Import Template* for upload, validation, and review. A district-level summary of the selected file should then appear. It may be followed by a table displaying errors preventing certain highlighted fields from being imported. Errors may be corrected in Excel and then re-uploaded or may be corrected directly on the [Add/Edit](#) page that follows. **Be sure to click Save before continuing to the next page.**

Upload

No template file selected (\*.xlsx)

/ FY 2021

### Choose your Data Calculation Template

☐ My district has 1 site.

☐ My district has 6 to 10 sites.

☐ My district has 2 sites.

☐ My district has 11 to 15 sites.

☐ My district has 3 sites.

☐ My district has 16 to 30 sites.

☐ My district has 4 sites.

☐ My district has 31 to 45 sites.

☐ My district has 5 sites.


☐ My district has 46 to 60 sites.


Download Calculation Template


Download Import Template


Illinois  
State Board of  
Education


# Start -- > Import


 WELCOME


 **START**

 IMPORT

 ADD/EDIT

 NARRATE

 SUBMIT


 SUPPORT

FY 2021 ▾

	Fiscal Year	Sites	Enrollment	Per Pupil	Exclusions	Total Expenditures	
« Back	2021	0	0	—	—	\$0.00	Next »


## START HERE: CHOOSE APPROACH

**Choose an approach for site-based expenditure calculation and entry.** We have defaulted your selection to the NEW In-App Data Calculation tool. For slides and webinar recording see <https://www.isbe.net/site-based>.

 CALCULATE


**NEW** In-App Data Calculation Tool

Choose ☐

 EXCEL


Use ISBE Excel Data Calculation Template

Choose ☐

 IMPORT

Use **Data Import Template**. Recommended for LEAs with vendor-supplied or independent calculations in Excel.

Enabled ☒ >>


 ADD/EDIT


Manual **Add/Edit** - Allows for manual entry of calculated per-pupil expenditure report


Choose ☐





# Import Tab – Data Import Template


 WELCOME


 START

 **IMPORT**

 ADD/EDIT

 NARRATE

 SUBMIT

 SUPPORT

FY 2021 ▼

	Fiscal Year	Sites	Enrollment	Per Pupil	Exclusions	Total Expenditures	
« Back	2021	0	0	—	—	\$0.00	Next »


## IMPORT EXPENDITURES FROM DATA IMPORT TEMPLATE

This page is **optional** and is for use only by LEAs wishing to upload their expenditure data rather than entering the data manually. This page allows LEAs to upload their expenditure data using any Excel file that matches the [specifications](#) of the **Data Import Template** available on the [Download](#) page. LEAs preferring to enter expenditure data manually should skip ahead to the [Add/Edit](#) page.


The **Site-Based Expenditure Reporting (SBER) Data Import Template** is available for LEAs wishing to upload their calculated data directly to IWAS instead of manually entering their calculated data on the [Add/Edit](#) page. LEAs may also upload data prepared through a vendor if the upload format matches this Data Import Template. This data import template will likely be most beneficial for larger LEAs and/or those who prefer working with Excel. The template can be prepopulated with default sites and enrollments.

### Select Data Import Template options


- ☐ Include default sites and enrollment
- ☐ Call out embedded Pre-K classrooms
- ☐ Separate district outplacements
- ☐ or Export existing data\*

Download Import Template  ▼

Click the *Upload* button below to select a completed *Data Import Template* for upload, validation, and review. A district-level summary of the selected file should then appear. It may be followed by a table displaying errors preventing certain highlighted fields from being imported. Errors may be corrected in Excel and then re-uploaded or may be corrected directly on the [Add/Edit](#) page that follows. **Be sure to click Save before continuing to the next page.**

Upload 

No template file selected (\*.xlsx)

/ FY 2021 



# Data Import Template, Blank (Available on Import Screen)


	A	B	C	D	E	F	G	H	I	J
1	ISBE Site-Based Expenditures	RCDT Code	Total Enrollment FTE	Site Count	Per Pupil	Exclusions	Fiscal Year	Total Expenditures	Download Date	
2	Any School CCSD 3	12345678901	0	0	#DIV/0!		2021	\$0.00	June 22, 2021 4:36:12 PM	
3	Site Name	RCDTS Code	Subgroup Code	Enrollment FTE	Site-Level Expenditures per Pupil <b>Federal</b>	Site-Level Expenditures per Pupil <b>State/Local</b>	District Centralized Expenditures per Pupil <b>Federal</b>	District Centralized Expenditures per Pupil <b>State/Local</b>	Public Narrative <b>(For Report Card)</b>	Internal Notes <b>(For District and ISBE Use Only)</b>
4										
5										
6										
7										
8										
9										


ISBE Site-Based Expenditures	RCDT Code	Total Enrollment FTE	Site Count	Per Pupil
Any School CCSD 3	12345678901	0	0	#DIV/0!
Site Name	RCDTS Code	Subgroup Code	Enrollment FTE	Site-Level Expenditures per Pupil <b>Federal</b>
				Site-Level Expenditures per Pupil <b>State/Local</b>


Exclusions	Fiscal Year	Total Expenditures	Download Date
	2021	\$0.00	June 22, 2021 4:36:12 PM
District Centralized Expenditures per Pupil <b>Federal</b>	District Centralized Expenditures per Pupil <b>State/Local</b>	Public Narrative <b>(For Report Card)</b>	Internal Notes <b>(For District and ISBE Use Only)</b>





# IWAS System: Support Page


WELCOME


START

CALCULATE

ADD/EDIT

NARRATE

SUBMIT

SUPPORT

FY 2021 ▾

## SEND US A QUESTION

This page can be used to send us questions about Site-Based Expenditure Reporting.

Please confirm your contact information and then ask your question below.

### Contact Information

Name

Email Address

Phone Number

### Your Question

choose a topic...

ask your question(s) here...

Send Question



# Regional Financial Consultants



**BRENT APPELL**

[bappell@isbe.net](mailto:bappell@isbe.net)

Regional Office of Education 53

Ph.# (309) 477-2290



**CARL HOLMAN**

[cholman@isbe.net](mailto:cholman@isbe.net)

Regional Office of Education 50

Ph.# (618) 825-3916



**VINCE GALLO**

[vgallo@isbe.net](mailto:vgallo@isbe.net)

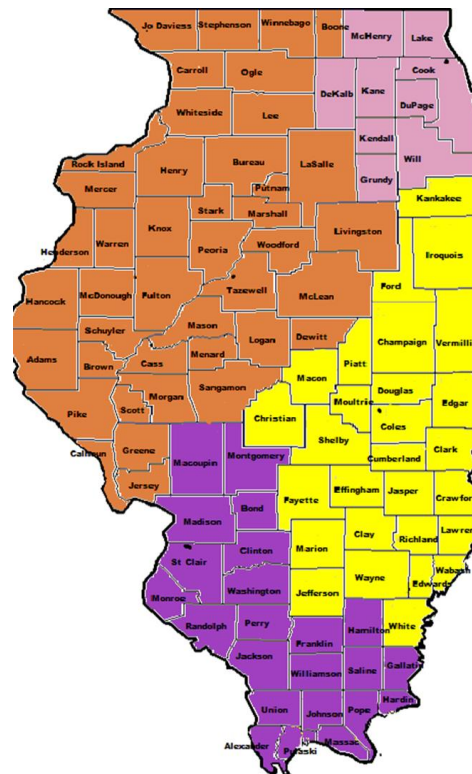
Regional Office of Education 11

Ph.# (217) 348-1252



**VACANT**

Ph.# (217) 785-8779



The full ISBE Site-Based Expenditure  
Reporting team is available at  
[site-based@isbe.net](mailto:site-based@isbe.net).



**Illinois**  
State Board of  
Education

**Please raise your hand or type in the question box  
for questions and clarifications.**

**Any questions not answered will be addressed in individual follow-ups or FAQ  
documents posted at [www.isbe.net/site-based](http://www.isbe.net/site-based).**

**This webinar's slides and recordings will be posted at [www.isbe.net/site-based](http://www.isbe.net/site-based).**

**OFFICE HOURS** to discuss Site-Based Expenditure Reporting with the ISBE team are available **from 9  
a.m. to noon every Thursday** through August 26. Visit <https://calendly.com/site-based> to sign up for a 15-minute  
slot.

**THANK YOU**

**Up next: Q&A**