



Illinois State Board of Education

ESSA Site-Based Expenditure Reporting – FY 2022

Approaches to Data Calculation for Multi-Site Districts

June 27, 2022

This webinar will be recorded and posted at www.isbe.net/site-based, where you can also find all other SBER resources.

ICYMI: FY 2022 Site-Based Expenditure Reporting Supports

2

| Key Dates | Dates |
|---|----------------------------------|
| Pre-Recorded Webinar: FY 2022 Guidance Highlights | June 7 |
| Live Webinar: Site-Based Expenditure Reporting: Approaches to Data Calculation for Multi-Site Districts | June 27, 2022 (10-11:30 a.m.) |
| Live Webinar: Site-Based Expenditure Reporting: Approaches to Data Calculation for Single-Site Districts | June 28, 2022 (10-11 a.m.) |
| Office hours begin; available every Thursday from 9 a.m.- Noon | July 7, 2022- August 25, 2022 |

Sign up for office hours at <https://calendly.com/site-based>. If no hours are available that work for you, email site-based@isbe.net to set up an alternative time.

Agenda

3

- Introductions
- Site-Based Expenditure Reporting Background
- IWAS Enhancements and Guidance Highlights
 - Three reporting approaches
 - Other Enhancements
 - Exclusions and Omissions
- Demo: Approaches to Calculation for FY 2022
 - IWAS Online Tool
 - Other Reporting Option
- Open Q&A

ISBE's Site-Based Team

4

- Steve Koester, Software Solutions
- Luke Corry, Finance
- Software Solutions
 - Roshini Srinivasan
 - Kevin Scheufele
- Regional Financial Consultants
 - Vince Gallo
 - Maddie Dean

The full ISBE Site-Based Expenditure Reporting team is available at **site-based@isbe.net** for questions not answered by the guidance or supporting materials.

ESSA Site-Based Expenditure Reporting was implemented in FY 2019 for the first time

5

ESSA requires that SEAs report on their Report Card:

“The per-pupil expenditures of Federal, State, and local funds, including actual personnel expenditures and actual non-personnel expenditures of Federal, State, and local funds, disaggregated by source of funds, for each local educational agency and each school in the State for the preceding fiscal year.”

FY 2022 Reporting Window: July 1 – August 16
(Editing continues through August 31.)



Illinois
State Board of
Education

Reporting Guidance, available at www.isbe.net/site-based, describes *who* must report *what*.

| | | Site-Level Per-Pupil Expenditures | | | District Centralized Per-Pupil Expenditures | | | Total Per-Pupil Expenditures | | | | |
|--------|------------|-----------------------------------|---------|----------|---|---------|----------|------------------------------|----------|----------|-------------|--------------------|
| Sites | Enrollment | State and | | | State and | | | State and | | | Exclusions | Total Expenditures |
| | | Federal | Local | Subtotal | Federal | Local | Subtotal | Federal | Local | Total | | |
| PK Ctr | 50 | \$500 | \$8,020 | \$8,520 | \$660 | \$3,514 | \$4,175 | \$1,160 | \$11,534 | \$12,695 | | |
| ES1 | 300 | \$344 | \$5,148 | \$5,493 | \$529 | \$2,781 | \$3,310 | \$874 | \$7,929 | \$8,803 | | |
| ES2 | 250 | \$231 | \$5,445 | \$5,677 | \$457 | \$3,095 | \$3,552 | \$688 | \$8,540 | \$9,229 | | |
| MS1 | 250 | \$320 | \$5,356 | \$5,676 | \$361 | \$3,499 | \$3,861 | \$681 | \$8,855 | \$9,536 | | |
| HS1 | 320 | \$458 | \$6,910 | \$7,368 | \$371 | \$2,919 | \$3,290 | \$829 | \$9,829 | \$10,658 | | |
| LEA | 1,170 | \$353 | \$5,861 | \$6,213 | \$440 | \$3,071 | \$3,511 | \$793 | \$8,931 | \$9,724 | \$2,330,361 | \$13,707,753 |

C

A / C

B / C

(A+B)/C

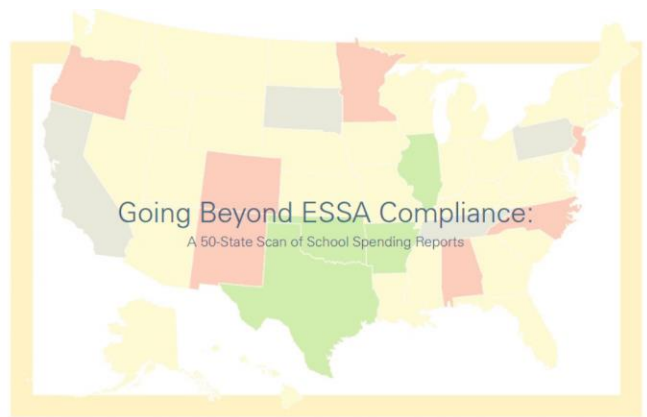
D

LEAs may also optionally submit narratives (internal/external) and notation of allocation methodologies (internal).



Successful Implementation

7



The Education Trust

Most states are not reporting data that are complete, accessible, and allow stakeholders to assess spending equity.

1

- Only Illinois included all the elements that we consider important for assessing school funding equity.

41 ☒
9 ☐

- Most states, but not all, have all the elements that are required by ESSA.

17

- Only 17 states included spending comparisons.




- Only 5 states include visualizations of spending for all schools in the state or district based on student need.



Illinois
State Board of
Education

Additional Reminders

8



ILLINOIS REPORT CARD

TELL YOUR STORY ABOUT INVESTMENTS & STUDENT OUTCOMES

EXPLORING Site-Based Expenditure Reporting

Districts and communities can see school-by-school spending data on the Illinois Report Card with multiple years of data displayed.

The data visualizations invite inquiry and dialogue about the relationships between spending, student outcomes, and student characteristics within a district. When exploring the data, remember that differences in spending between schools can arise from many factors, including positive ones. For example, a commitment to equity may result in tailoring resources based on students' needs. The Questions to Consider listed below give examples of where dialogue may go as stakeholders in your community have productive conversations about the Report Card visualizations. When facilitating conversations in your community, also consider more open-ended inquiries with sentence starters like:

- I notice...
- I wonder...
- So, what do we do?

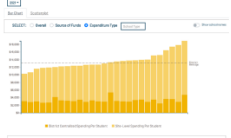

You may also encourage stakeholders to contact key district leaders as they share their observations and seek deeper understanding.


Report Card Visualizations

- 1 The District and School Report Cards display the spending per student at each school in the district in a bar graph. The data can be disaggregated by source of funds and by expenditure type: site-level vs. centralized. The display includes Evidence-Based Funding information for additional context. View multiple years of data side-by-side on the School Report Card.

Questions to Consider

- Why might schools be funded the same or differently, based on the school's local context?
- Could any of these typical drivers of school-by-school spending differences be affecting the data?
 - Additional resources for special student populations
 - Curriculum, schedule, or school improvement decisions
 - Programs at certain schools
 - School size variances
 - Strategic plan/priority investments
 - Teacher salary schedule differentiated by longevity or other factors in accordance with collective bargaining agreements
- How has spending changed over time?





Visit // www.isbe.net/site-based
May 2022



ILLINOIS REPORT CARD

TELL YOUR STORY ABOUT INVESTMENTS & STUDENT OUTCOMES

SCHOOL FINANCES: Site-Based Expenditure Reporting

Each year, the Illinois Report Card displays school-by-school spending for every district in the state.

Why

Site-based expenditure reporting offers a yearly look at where dollars go. Since these school-by-school spending data have been reported for several years, school communities can examine patterns and changes to resource allocation over time. Additionally, spending data can deepen local dialogue about how dollars can best serve students, acknowledging that the financial data alone rarely tell the whole story. Exploring the spending data in context can support greater understanding of the relationship between financial investments and student outcomes. It may also inform discussions of equity within a district. Site-based expenditure reporting is required by the federal Every Student Succeeds Act.

Who is included?

All districts - including School District 428, operated by the Illinois Department of Juvenile Justice - and charter schools authorized by the Illinois State Board of Education are required to report per-pupil expenditures at the school level.

What is reported?

District reports include the school's share of centralized expenditures, broken down by the expenditures' source of funds: federal vs. state and local. The local category includes any privately or philanthropically funded expenditures, such as donations from a parent group or grants from a foundation. The per-pupil expenditures reflect regular and ongoing K-12 educational expenses; other expenses are reported separately as exclusions. Districts also have the opportunity to submit a written narrative to provide context for the data.

Where is it reported?

Visitors to the Report Card will find the site-based expenditure data under the School Finances tab on both the District Report Card and the School Report Card.

Site-Level Expenditures A

+

Site's Share of District Centralized Expenditures B

=

Number of School Site Students C



Visit // www.isbe.net/site-based
May 2022

Available at isbe.net/site-based!



Illinois
State Board of
Education

FY 2022 Site-Based Expenditure Reporting

Key Milestones

9

| Key Dates | Dates |
|---|-----------------|
| FY 2022 enrollment reports available in IWAS | July 1, 2022 |
| IWAS reporting window opens | July 1, 2022 |
| FY 2022 reporting due; IWAS editing window open | August 16, 2022 |
| FY 2022 editing due; no further submissions to IWAS | August 31, 2022 |
| Report Card publishes FY 2022 site-based data | October 2022 |

FY 2022 Approaches to Calculation

10

ISBE IWAS Online Tool

- Users upload an expense template and use advanced filtering to allocate expenditures.
- Site-level expenditures are calculated entirely within IWAS.

Vendor Reports

- Some accounting systems produce site-level spending figures on behalf of districts.
- Users may enter the required data from these reports either through an Excel template or manually through an Add/Edit screen.

Off-Sheet Calculations

- Reporting entities may conduct independent calculation to determine per-pupil expenditures at each site.
- As with figures derived from vendor reports, users may submit their data in IWAS through an Excel template or manually through the Add/Edit screen.



Data Calculation Template: Retired as of FY 2022

11

- **ISBE will no longer support use of the data calculation template for site-based reporting.**
 - The data calculation template was an ISBE-created Excel sheet that districts could use to complete their expenditure reports. We encourage all LEAs that formerly used the data calculation template to use the ISBE IWAS Online Tool in FY 2022.

"The built-in tool provided within the application was fantastic! Once I uploaded the data from our software it was super easy to allocate the funds using the query tools to disaggregate different account code ranges. Thank you, ISBE, for providing this tool - it was extremely helpful and cut down significantly on the time required to prepare this report."

Additional IWAS Enhancements for All Users

12

- **Start Page:** After viewing the welcome screen, users will be asked a series of questions designed to recommend a reporting approach and to assist with uploading the required documentation.
- **Vendor-Specific Recommendations:** Depending on the district's accounting software, IWAS may suggest vendor-specific file names to facilitate transfer into IWAS upload templates.
- **Targeted Support Requests:** Users that need additional support will find help request forms embedded at key stages within the reporting process. For example, if a user is struggling to transfer data from an expenditure report into the IWAS expense template for upload, the user may use the form to describe the issue and to attach supporting documentation. ISBE's site-based team will monitor help requests to provide timely support.

Exclusions and Omissions

13

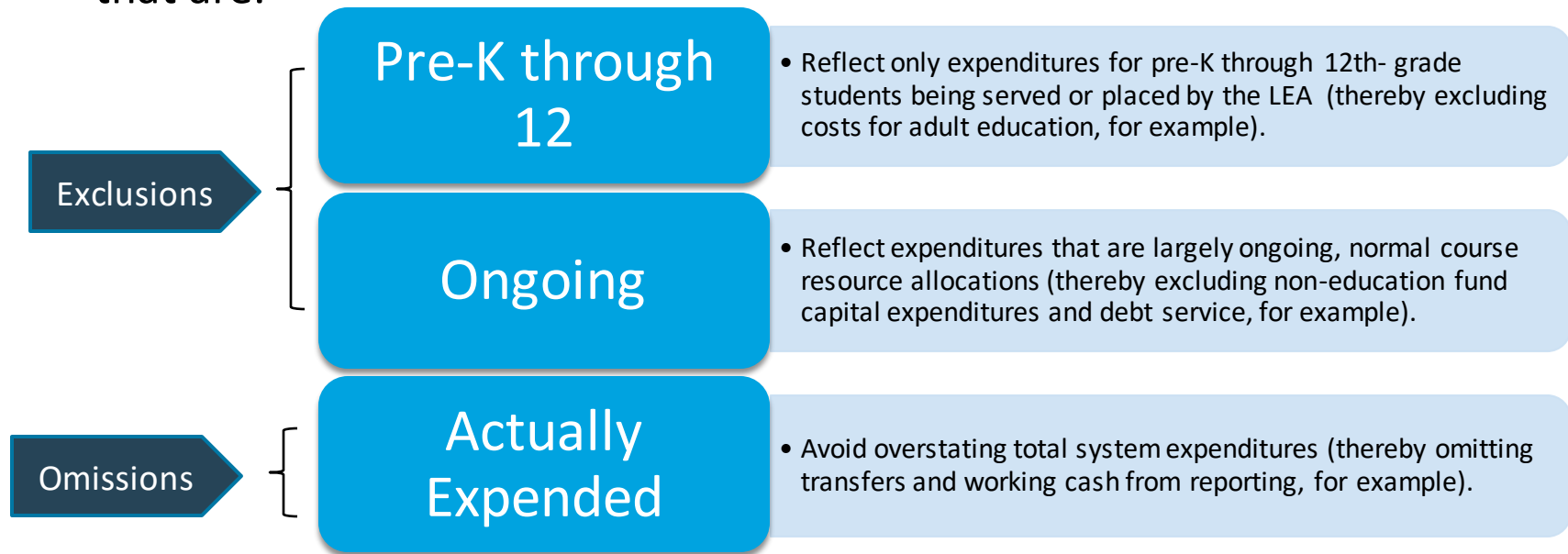
All district expenditures, including, but not limited to, personnel costs, transportation, security, administration, and those that are funded privately, should be included in the numerator within either (A) site-level expenditures or (B) the site's proportional share of the district's centralized expenditures. Certain expenditures should be excluded from the per-pupil expenditures reported and will instead be reported as a lump sum in the category of "exclusions." Certain other accounts, such as those related to transfers or working cash, should be omitted entirely from reporting.



Why are some expenditures excluded and others omitted from reporting?

14

The intent behind these exclusions and omissions is to reflect expenses that are:



Exclusions from Per-Pupil Calculations

15

1. **Fund 30:** Bond and Interest Fund (Debt Service Fund)
2. **Fund 60:** Site and Construction/Capital Improvements Fund
3. **Fund 90:** Fire Prevention and Safety Fund
4. **Function 1300:** Adult/Continuing Education Programs
5. **Function 3000:** Community Services
6. **Functions 4130, 4230, and 4330:** Payments to Other Governmental Agencies for Adult/Continuing Education Programs
7. **Function 5000:** Debt Services
8. **Object 500:** Capital Outlay except for those in Fund 10 (Education), which should be included
9. **County Juvenile Detention Center Expenditures:** The costs incurred by any school district to administer or outsource services for a county juvenile detention center within its geographic boundaries shall be excluded for site-based expenditure reporting
10. **Legacy Pension Obligations**

Omissions from Site-Based Expenditure Reporting

16

1. **Fund 70:Working Cash Fund** -- Transfers and working cash are not expenditures and therefore should be omitted. Once the working cash and/or transferred dollars are expended, they become subject to site-based expenditure reporting.
2. **Function 1115: Tuition Payments to Charter Schools** -- District-authorized charter school expenditures will be reported in the charter school's site-based expenditure section. This tuition payment to charters should be omitted to avoid overstating total system expenditures.
3. **Function 1999: Student Activity Fund Expenditures** -- These expenditures are not directed by the LEA and therefore should be omitted from reporting.
4. **Reimbursable Expenditures (in some cases):** Reimbursable expenditures should be omitted only in cases in which the reimbursement comes from an LEA that is reporting the expenditure as part of its own site-based expenditure reporting. In these cases, if both LEAs were to report the expenditure, total system expenditures would be overstated.
5. **Expenditures Paid On Behalf of LEA:** Payments that are not paid by the LEA but are rather paid by outside entities on behalf of the LEA (such as Teachers' Retirement System payments made by the state of Illinois on behalf of LEAs) should be omitted from Site-Based Expenditure Reporting.



Identifying Exclusions and Omissions

17

- LEA accounting may differ from the ISBE Part 100 Chart of Accounts; in this case, ***LEAs should exclude or omit expenditures meeting the intent of exclusions and omissions*** on the previous slides.
 - For example, if adult/continuing education programs are accounted for in a different function than Function 1300, expenditures for these programs should still be excluded.

FY 2022 Approaches to Calculation

18

ISBE IWAS Online Tool

- Users upload an expense template and use advanced filtering to allocate expenditures.
- Site-level expenditures are calculated entirely within IWAS.

Vendor Reports

- Some accounting systems produce site-level spending figures on behalf of districts.
- Users may enter the required data from these reports either through an Excel template or manually through an Add/Edit screen.

Off-Sheet Calculations

- Reporting entities may conduct independent calculation to determine per-pupil expenditures at each site.
- As with figures derived from vendor reports, users may submit their data in IWAS through an Excel template or manually through the Add/Edit screen.



IWAS System Listing - Under Annual section of the Reporting category

19

Illinois State Board of Education
Darren Reisberg, Chairman Dr. Carmen I. Ayala, State Superintendent of Education

IWASTRAIN IWASTRAIN IWASTRAIN IWASTRAIN IWASTRAIN IWASTRAIN

Login:

My Systems

Below are systems that you are either authorized to use or are awaiting authorization from either your district (Pending-District), ROE (Pending-ROE) or ISBE (Pending-ISBE). Once you are "Authorized" to access a system, simply click on the system description to use it. [Click Here for Due Dates](#)

Categories - Click to Expand/Collapse Tree **Authorization**

- Reporting
 - Annual
 - Site-Based Expenditure Reporting System **Authorized**

Legend: : System Description - Detailed : Due Dates : Profile

[Want to Signup for Other Systems?](#)


Copyright © 2021 Illinois State Board of Education




Illinois
State Board of
Education


IWAS System: Welcome Page


20


**Illinois**
State Board of Education


Site-Based Expenditure Reporting


WELCOME


START

CALCULATE

ADD/EDIT

NARRATE

SUBMIT

SUPPORT

FY 2022 ▼

| Fiscal Year | Sites | Enrollment | Per Pupil | Exclusions | Total Expenditures | |
|-------------|-------|------------|-----------|------------|--------------------|---------|
| 2022 | 0 | 0 | — | — | \$0.00 | Next >> |

Welcome to Site-Based Expenditure Reporting!

Beginning with 2018-19 school year data, all school districts and other designated reporting entities will report per-pupil expenditure data at the district level and at the school level, disaggregated by source of funds (federal vs. state/local). This application is supported in part by the U.S. Department of Education through State Longitudinal Data Systems (SLDS) Illinois Data FIRST grant. This reporting can be powerful for LEAs and local communities if used to open conversations on resource allocation, intra-district equity, and the relationship between student outcomes and financial investments.

Read the [Guidance](#) and more on the [ISBE Site-Based Expenditure Reporting](#) website.

Report Not Submitted

Created

Modified

Submitted

Due

—

—

—

August 16th

Read Official Guidance

Review Enrollment Report >>



Enrollment Report

WELCOME

START

CALCULATE

ADD/EDIT

NARRATE

SUBMIT

SUPPORT

FY 2022

| Fiscal Year | Sites | Enrollment | Per Pupil | Exclusions | Total Expenditures |
|-------------|-------|------------|-----------|------------|--------------------|
| 2022 | 0 | 0 | — | — | \$0.00 |

ENROLLMENT REPORT

The Site-Based Expenditure Reporting (SBER) Enrollment Report provides insight into the calculations used to populate the default enrollments found in the *SBER Data Calculation and Import Templates*. The included enrollment figures are derived entirely from the ISBE Student Information System (SIS). LEAs should verify both enrollments and sites prior to reporting site-based expenditure data.

NOTE: Provided enrollments include any nonpublic students included in an LEA's SIS data. These nonpublic students *should* be included in site-based expenditure reporting *unless* their associated expenditures fall under one of the established SBER exclusions (see pages 12-13 and 18 in the FY22 [reporting guidance](#)).

filter entries by site name

Filter 5 entries

☐ Call out embedded Pre-K classrooms
 ☐ Separate district outplacements

| Site | Enrollment FTE | | | Rule | |
|-----------------------------------|----------------|----------|----------|---|--|
| | Fall | Spring | Average | | |
| Elementary School 1 | 440 | 433 | 436.5 | Home enrollment PDA from SIS | |
| Public School | -1 | -1 | -1 | State Funded placements reported at serving site | |
| 521 Any St, City, IL | | | | | |
| RCDTS 12345678901-2008 | 439 | 432 | 435.5 | | |
| Elementary School 2 | 501 | 494 | 497.5 | Home enrollment PDA from SIS | |
| Public School | | | | | |
| 123 Any St, City, IL | | | | | |
| RCDTS 12345678901-2004 | 501 | 494 | 497.5 | | |
| Any Early Childhood Center | 54 | 56 | 55 | Home enrollment PDA from SIS | |
| Public School | | | | | |
| 135 Any St, City, IL | | | | | |
| RCDTS 12345678901-3001 | 54 | 56 | 55 | | |
| Any Junior High School | 309 | 310 | 309.5 | Home enrollment PDA from SIS | |
| Public School | -0.14 | -0.14 | -0.14 | Intra-district transfers reported at serving site | |
| 456 Any St, City, IL | | | | | |
| RCDTS 12345678901-1001 | 308.86 | 309.86 | 309.36 | | |
| Any Senior High School | 615.71 | 600.14 | 607.93 | Home enrollment PDA from SIS | |
| Public School | -1 | -1 | -1 | State Funded placements reported at serving site | |
| 525 Any St, City, IL | | | | Tuition-in enrollments not reported | |
| RCDTS 12345678901-0001 | -1 | -1 | -1 | | |
| | +0.14 | +0.14 | +0.14 | Intra-district transfers reported at serving site | |
| | 613.85 | 598.28 | 606.07 | | |
| | 1,916.71 | 1,890.14 | 1,903.43 | Total District Enrollment FTE | |



Enrollment Report – Site Details

22

| ENROLLMENT REPORT - SITE DETAILS | | | | | |
|--|----------------|--------|---------|------------------------------|---------------------------|
| Elementary School 2 <i>Public School</i> 123 Any St, City, IL RCDTS 12345678901-2004 | | | | | 2022 |
| Grade Level | Enrollment FTE | | | Rule | Details |
| | Fall | Spring | Average | | |
| Kindergarten | 140 | 136 | 138 | Home enrollment PDA from SIS | |
| | 140 | 136 | 138 | | |
| Grade 1 | 114 | 109 | 111.5 | Home enrollment PDA from SIS | |
| | 114 | 109 | 111.5 | | |
| Grade 2 | 131 | 130 | 130.5 | Home enrollment PDA from SIS | |
| | 131 | 130 | 130.5 | | |
| Grade 3 | 116 | 119 | 117.5 | Home enrollment PDA from SIS | |
| | 116 | 119 | 117.5 | | |
| | | 501 | 494 | 497.5 | Total Site Enrollment FTE |

START Page – ISBE Online tool Approach



Illinois
State Board of Education

Site-Based Expenditure Reporting



WELCOME



START



CALCULATE



ADD/EDIT



NARRATE



SUBMIT



SUPPORT

FY 2022 ▾

| | Fiscal Year | Sites | Enrollment | Per Pupil | Exclusions | Total Expenditures | |
|--------|-------------|-------|------------|-----------|------------|--------------------|--------|
| « Back | 2022 | 0 | 0 | — | — | \$0.00 | Next » |

GETTING STARTED

Your responses to the questions below will help us guide you through Site-Based Expenditure Reporting. Once enabled, the Next » button above will walk you through the steps needed to submit your report. As always, in-depth explanation of all things site-based can be found in the [SBER Guidance](#).

Need help? Click the floating ? button below to send us a question at any time.

Select the option below that best describes how you are calculating and compiling your FY 2022 site-based expenditure data.


- ☒ **RECOMMENDED** I would like to use the ISBE online tool to calculate my site-based per-pupil expenditures. *This option replaces the ISBE Excel calculation workbook.*
- ☐ My accounting software/vendor calculates site-based per-pupil expenditures.
- ☐ I use an off-sheet (custom) approach following ISBE reporting guidance.




Illinois
State Board of
Education


START Page – ISBE Online tool Approach


24


**Illinois**
State Board of Education


Site-Based Expenditure Reporting


 WELCOME


 **START**

 CALCULATE

 ADD/EDIT

 NARRATE

 SUBMIT


 SUPPORT

FY 2022 ▾

| | Fiscal Year | Sites | Enrollment | Per Pupil | Exclusions | Total Expenditures | |
|---------|-------------|-------|------------|-----------|------------|--------------------|---------|
| << Back | 2022 | 0 | 0 | — | — | \$0.00 | Next >> |

GETTING STARTED

Your responses to the questions below will help us guide you through Site-Based Expenditure Reporting. Once enabled, the *Next >>* button above will walk you through the steps needed to submit your report. As always, in-depth explanation of all things site-based can be found in the [SBER Guidance](#).

Need help? Click the floating  button below to send us a question at any time.

Select the option below that best describes how you are calculating and compiling your FY 2022 site-based expenditure data.


☒ **RECOMMENDED** I would like to use the ISBE online tool to calculate my site-based per-pupil expenditures. *This option replaces the ISBE Excel calculation workbook.*

☐ My accounting software/vendor calculates site-based per-pupil expenditures.


☐ I use an off-sheet (custom) approach following ISBE reporting guidance.

Which accounting software/vendor provides your ledger/expenditure reports? *This will be needed for your ISBE online calculations.*

| | | |
|--|---|---|
| <input type="radio"/> Chalkable | <input type="radio"/> PMA | <input type="radio"/> Software Unlimited Inc. (SUI) |
| <input type="radio"/> Skyward | <input type="radio"/> Specialized Data Systems (SDS) | <input type="radio"/> Computer Information Concepts / Infinite Campus |
| <input type="radio"/> Power School | <input type="radio"/> Tyler Technology / Vision / SisFin | <input type="radio"/> Rycor Software |
| <input type="radio"/> Forecast 5 Analytics | <input type="radio"/> Kirtley Tech - CIMS Weidenhammer EMS FMS Alio | <input type="radio"/> Other: <input type="text" value="Please specify other software/vendor..."/> |



START Page – ISBE Online tool Approach

**Illinois**
State Board of Education

Site-Based Expenditure Reporting

WELCOME

START

CALCULATE

ADD/EDIT

NARRATE

SUBMIT

SUPPORT

FY 2022 ▼

| | Fiscal Year | Sites | Enrollment | Per Pupil | Exclusions | Total Expenditures | |
|--------|-------------|-------|------------|-----------|------------|--------------------|--------|
| « Back | 2022 | 0 | 0 | — | — | \$0.00 | Next » |

GETTING STARTED

Your responses to the questions below will help us guide you through Site-Based Expenditure Reporting. Once enabled, the Next » button above will walk you through the steps needed to submit your report. As always, in-depth explanation of all things site-based can be found in the [SBER Guidance](#).

Need help? Click the floating ? button below to send us a question at any time.

Select the option below that best describes how you are calculating and compiling your FY 2022 site-based expenditure data.

☒ **RECOMMENDED** I would like to use the ISBE online tool to calculate my site-based per-pupil expenditures. *This option replaces the ISBE Excel calculation workbook.*

☐ My accounting software/vendor calculates site-based per-pupil expenditures.

☐ I use an off-sheet (custom) approach following ISBE reporting guidance.

Which accounting software/vendor provides your ledger/expenditure reports? *This will be needed for your ISBE online calculations.*

☐ Chalkable

☒ Skyward

☐ Power School

☐ Forecast 5 Analytics

☐ PMA

☐ Specialized Data Systems (SDS)

☐ Tyler Technology / Vision / SisFin

☐ Kirtley Tech - CIMS Weidenhammer EMS FMS Allo


☐ Software Unlimited Inc. (SUI)

☐ Computer Information Concepts / Infinite Campus

☐ Rycor Software

☐ Other:

Looks like you are ready to access the ISBE online calculation tool. In the next step, we will upload your expenses. Click the button below to continue.



CALCULATE

Proceed to online calculation »


?


Calculate -- > Upload


Access Expense Template


**Illinois**
State Board of Education


Site-Based Expenditure Reporting


WELCOME


START

CALCULATE


ADD/EDIT

NARRATE

SUBMIT

SUPPORT

FY 2022 ▾

| | Incomplete [Ⓢ] | Omitted | Total Expenses | Excluded | Federal | State/Local | Site-Level | Centralized | |
|--------|-------------------------|---------|----------------|----------|---------|-------------|------------|-------------|---|
| « Back | 0 | \$0.00 | \$0.00 | \$0.00 | \$0.00 | \$0.00 | \$0.00 | \$0.00 | Save  Next » |

UPLOAD

DECODE

ALLOCATE

METHODS

PREVIEW


...

UPLOAD EXPENSE REPORT

Site-based calculation begins with your expenses. This tab allows you to **upload a ledger expense report for allocation and calculation**. Data uploaded here is used only to assist you in calculating your per pupil, site-based expenditures. **It is NOT included in your *Site-Based Expenditure Report***, and you may opt to delete this data at any time.

STEP 1


Download the **Expense Report Template** using the button to the right. Then copy your expenses into the template. The *Ledger Totals* you provide will be used by the system for calculation based on your allocation choices. All other provided columns (*Account Number, Description, etc.*) will be used by the system to assist you in making those choices.

Download Expense Report Template 


Having trouble with your expense report? Help is available. [Click here](#) to send us your file(s).

STEP 2

Upload your filled **Expense Report Template** using the **Browse** button below. Your expenses will appear below for review where you will have the opportunity to remove any that are unwanted. *These steps may be repeated as needed to include additional records OR replace those already uploaded.*

Browse 

No template file selected (*.xlsx)



**Illinois**
State Board of
Education

GL Expense Template

27

| | A | B | C | D | E | F | G | H |
|----|----------------|--|----------|--------|-----------|---------|-------------|--------------|
| 1 | ## | Fill in the columns below with your modified expense report. | | | | | | ## |
| 2 | ## | Then upload this spreadsheet to the IWAS Site-Based Expenditure Reporting system. | | | | | | ## |
| 3 | ## | *Be sure to fill in Location and Source when available and not already provided in Account Number . | | | | | | ## |
| 4 | ## | | | | | | | ## |
| 5 | ## | Skip any of these columns to allow IWAS to extract these fields from Account Number for you. | | | | | | ## |
| 6 | Account Number | Fund | Function | Object | Location* | Source* | Description | Ledger Total |
| 7 | | | | | | | | |
| 8 | | | | | | | | |
| 9 | | | | | | | | |
| 10 | | | | | | | | |
| 11 | | | | | | | | |

| | |
|---------------------------|--|
| Acct. # | Enter Account # as represented within your Expense Report. This is a required field. |
| Fund | Enter Fund # as represented within your Expense Report ONLY IF not already part of the Account # and IF available. |
| Function | Enter Function # as represented within your Expense Report ONLY IF not already part of the Account # and IF available. |
| Object | Enter Object # as represented within your Expense Report ONLY IF not already part of the Account # and IF available. |
| Location/Responsibility # | Enter Location/ Responsibility Code as represented within your Expense Report ONLY IF not already part of the Account # and IF available. Highly recommended IF available. |
| Fund Source | Enter Fund/ Source Code as represented within your Expense Report ONLY IF not already part of the Account # and IF available. Highly recommended IF available. |
| Account Description | Enter Account Description as represented within your Expense Report. This is a required field. |
| Ledger Total | Enter Ledger Total as represented within your Expense Report. This is a required field. |



GL Expense Template

| | A | B | C | D | E | F | G | H |
|----|----------------------------------|--|----------|--------|-----------|---------|-----------------------------------|----------------|
| 1 | ## | Fill in the columns below with your modified expense report. | | | | | | ## |
| 2 | ## | Then upload this spreadsheet to the IWAS Site-Based Expenditure Reporting system. | | | | | | ## |
| 3 | ## | *Be sure to fill in Location and Source when available and not already provided in Account Number . | | | | | | ## |
| 4 | ## | | | | | | | ## |
| 5 | ## | Skip any of these columns to allow IWAS to extract these fields from Account Number for you. | | | | | | ## |
| 6 | Account Number | Fund | Function | Object | Location* | Source* | Description | Ledger Total |
| 7 | 10.5.1101.111.0000.001.0000.0000 | | | | | | Base Salaries-Teachers - Reg Prog | \$692,342.91 |
| 8 | 10.5.1101.111.0000.002.0000.0000 | | | | | | Base Salaries-Teachers - Reg Prog | \$142,741.59 |
| 9 | 10.5.1101.111.0000.003.0000.0000 | | | | | | Base Salaries-Teachers - Reg Prog | \$1,225,620.14 |
| 10 | 10.5.1101.113.0000.001.0000.0000 | | | | | | Base Salaries-Support - Reg Prog | \$1,303.47 |
| 11 | 10.5.1101.113.0000.003.0000.0000 | | | | | | Base Salaries-Support - Reg Prog | \$63,529.14 |
| 12 | 10.5.1101.113.0000.005.0000.0000 | | | | | | Base Salaries-Support - Reg Prog | \$73,014.27 |
| 13 | 10.5.1101.113.0000.006.0000.0000 | | | | | | Base Salaries-Support - Reg Prog | \$1,996.54 |
| 14 | 10.5.1101.120.0000.001.0000.0000 | | | | | | Substitute Pay - Reg Prog | \$812.50 |
| 15 | 10.5.1101.120.0000.002.0000.0000 | | | | | | Substitute Pay - Reg Prog | \$10,887.50 |
| 16 | 10.5.1101.120.0000.003.0000.0000 | | | | | | Substitute Pay - Reg Prog | \$28,887.50 |
| 17 | 10.5.1101.120.0000.005.0000.0000 | | | | | | Substitute Pay - Reg Prog | \$12,062.50 |
| 18 | 10.5.1101.120.0000.006.0000.0000 | | | | | | Substitute Pay - Reg Prog | \$6,675.00 |
| 19 | 10.5.1101.131.0000.001.0000.0000 | | | | | | Extra Duty-Teachers - Reg Prog | \$10,281.49 |
| 20 | 10.5.1101.131.0000.002.0000.0000 | | | | | | Extra Duty-Teachers - Reg Prog | \$2,000.00 |
| 21 | 10.5.1101.131.0000.003.0000.0000 | | | | | | Extra Duty-Teachers - Reg Prog | \$22,492.98 |
| 22 | 10.5.1101.131.0000.005.0000.0000 | | | | | | Extra Duty-Teachers - Reg Prog | \$19,133.42 |
| 23 | 10.5.1101.131.0000.006.0000.0000 | | | | | | Extra Duty-Teachers - Reg Prog | \$28,578.22 |
| 24 | 10.5.1101.133.0000.001.0000.0000 | | | | | | Extra Duty-Support - Reg Prog | \$1,530.90 |
| 25 | 10.5.1101.133.0000.002.0000.0000 | | | | | | Extra Duty-Support - Reg Prog | \$698.50 |
| 26 | 10.5.1101.133.0000.003.0000.0000 | | | | | | Extra Duty-Support - Reg Prog | \$7,698.73 |
| 27 | 10.5.1101.133.0000.005.0000.0000 | | | | | | Extra Duty-Support - Reg Prog | \$6,959.17 |
| 28 | 10.5.1101.133.0000.006.0000.0000 | | | | | | Extra Duty-Support - Reg Prog | \$2,116.32 |
| 29 | 10.5.1101.211.0000.001.0000.0000 | | | | | | TRS - Reg Prog | \$8,913.31 |
| 30 | 10.5.1101.211.0000.002.0000.0000 | | | | | | TRS - Reg Prog | \$5,663.99 |
| 31 | 10.5.1101.211.0000.003.0000.0000 | | | | | | TRS - Reg Prog | \$7,372.26 |
| 32 | 10.5.1101.211.0000.005.0000.0000 | | | | | | TRS - Reg Prog | \$12,290.96 |
| 33 | 10.5.1101.211.0000.006.0000.0000 | | | | | | TRS - Reg Prog | \$5,850.97 |
| 34 | 10.5.1101.221.0000.001.0000.0000 | | | | | | Life Insurance - Reg Prog | \$753.98 |
| 35 | 10.5.1101.221.0000.002.0000.0000 | | | | | | Life Insurance - Reg Prog | \$153.96 |
| 36 | 10.5.1101.221.0000.003.0000.0000 | | | | | | Life Insurance - Reg Prog | \$1,296.31 |
| 37 | 10.5.1101.221.0000.005.0000.0000 | | | | | | Life Insurance - Reg Prog | \$1,420.45 |

Expense Template



Illinois
State Board of
Education

Calculate -- > Upload

[Help Link](#)



Illinois
State Board of Education

Site-Based Expenditure Reporting



WELCOME



START



CALCULATE



ADD/EDIT



NARRATE



SUBMIT



SUPPORT

FY 2022 ▾

| | Incomplete [®] | Omitted | Total Expenses | Excluded | Federal | State/Local | Site-Level | Centralized | |
|---------|-------------------------|---------|----------------|----------|---------|-------------|------------|-------------|---------------|
| << Back | 0 | \$0.00 | \$0.00 | \$0.00 | \$0.00 | \$0.00 | \$0.00 | \$0.00 | Save Next >> |

UPLOAD

DECODE

ALLOCATE

METHODS

PREVIEW

...

UPLOAD EXPENSE REPORT

Site-based calculation begins with your expenses. This tab allows you to upload a ledger expense report for allocation and calculation. Data uploaded here is used only to assist you in calculating your per pupil, site-based expenditures. It is **NOT** included in your *Site-Based Expenditure Report*, and you may opt to delete this data at any time.

STEP 1

Download the *Expense Report Template* using the button to the right. Then copy your expenses into the template. The *Ledger Totals* you provide will be used by the system for calculation based on your allocation choices. All other provided columns (*Account Number*, *Description*, etc.) will be used by the system to assist you in making those choices.

Download Expense
Report Template



Having trouble with your expense report? Help is available. [Click here](#) to send us your file(s).

STEP 2

Upload your filled *Expense Report Template* using the *Browse* button below. Your expenses will appear below for review where you will have the opportunity to remove any that are unwanted. These steps may be repeated as needed to include additional records OR replace those already uploaded.

Browse


No template file selected (*.xlsx)



Illinois
State Board of
Education

Calculate -- > Upload

[Help Link](#)



Illinois State Board of Education

WELCOME

Incomplete

« Back

Site-based calculation of expenses for each school district is required for the State Board of Education to assist you in making the calculation.

STEP 1

Download the Expense Report Template by the system for calculation. This will assist you in making the calculation.

STEP 2

Upload your filled Expense Report Template. These steps are required for the system to calculate the expenses.

Browse No templates found

Site Based Expenditure Reporting

Macomb CUSD 185

FY 2022

Save Next

Download Expense Report Template

any that are

SEND US YOUR FILES...

Use the **Browse** button below to select the files you would like assistance with. Please also provide us with your questions and concerns. Be sure to confirm your contact information so we can reach you.

Files to Send (e.g. expense reports, spreadsheets, works-in-progress)

Browse No files selected

How can we help?

subject...

share any questions and concerns here...

How can we reach you?

| | |
|----------------------|----------------------|
| Name | Position/Title/Role |
| <input type="text"/> | <input type="text"/> |
| Email Address | Phone Number |
| <input type="text"/> | <input type="text"/> |


Send to ISBE Cancel





Illinois
State Board of
Education


Calculate -- > Upload


Browse Files


 WELCOME


 START

 CALCULATE


 ADD/EDIT

 NARRATE

 SUBMIT

 SUPPORT

FY 2022 ▾

| | Incomplete ⁹ | Omitted | Total Expenses | Excluded | Federal | State/Local | Site-Level | Centralized | |
|--------|-------------------------|---------|----------------|----------|---------|-------------|------------|-------------|---|
| « Back | 0 | \$0.00 | \$0.00 | \$0.00 | \$0.00 | \$0.00 | \$0.00 | \$0.00 | Save  Next » |

UPLOAD

DECODE

ALLOCATE

METHODS

PREVIEW

...

UPLOAD EXPENSE REPORT

STEP 1

Download the *Expense Report Template* by the system for calculation base assist you in making those choice


STEP 2

Upload your filled *Expense Report* unwanted. *These steps may be rep*

Site-based calculation begins with calculating your per pupil, site-based


tion. Data uploaded here is used only to assist you in e this data at any time.

you provide will be used e used by the system to

Download Expense Report Template 

ur file(s).

will have the opporutnity to remove any that are

Browse 

No template file sele

Open

This PC > Downloads

Search Downloads

Organize New folder

Creative Cloud Files

OneDrive - Illinois St

Attachments

Documents

Microsoft Teams Ch

Recordings

This PC

3D Objects

Desktop

Documents

Downloads

Music

Name

Today (1)

SBER-ExpenseTemplate-FY22- Webinar v2.0.xlsx

Last week (15)

Earlier this month (17)

Last month (16)

Earlier this year (50)

A long time ago (170)

File name: SBER-ExpenseTemplate-FY22- Webinar v2.0 Microsoft Excel Worksheet (*.xls)

Open Cancel



Calculate -- > Upload

(Display Records with \$0 Ledger Total)

WELCOME

START

CALCULATE

ADD/EDIT

NARRATE

SUBMIT

SUPPORT

FY 2022 ▾

| Incomplete [Ⓢ] | Omitted | Total Expenses | Excluded | Federal | State/Local | Site-Level | Centralized |
|-------------------------|---------|----------------|----------|---------|-------------|------------|-------------|
| 0 | \$0.00 | \$0.00 | \$0.00 | \$0.00 | \$0.00 | \$0.00 | \$0.00 |

UPLOAD

DECODE

ALLOCATE

METHODS

PREVIEW

...

UPLOAD EXPENSE REPORT

Browse

SBER-ExpenseTemplate-FY22- Webinar v2.0.xlsx

X

/ Expense Template

| Incomplete [Ⓢ] | Omitted | Total Expenses | Excluded | Federal | State/Local | Site-Level | Centralized |
|-------------------------|---------|----------------|----------|---------|-------------|------------|-------------|
| 1,374 | — | — | — | — | — | — | — |

STEP 3

Review the expense records pulled from your template. The pill-shaped buttons below can be used to show or hide all rows found. *Initially*, those buttons are toggled to show rows *you might consider removing* using the trash buttons to the right. However, their *removal is not required*, and your data may be uploaded as-is. The blue summary bar above will reflect any changes made. When satisfied, click the *Upload* above button to continue.

0 with invalid Ledger Total

0 missing Account Number

0 missing Description

26 with \$0 Ledger Total

1,374 with no issues

| Row | Account Number | Fund | Function | Object | Location | Source | Description | Ledger Total | |
|--------------------|----------------------------------|-----------------------|----------|--------|----------|--------|-----------------------------------|--------------|--------|
| 110 | 10.5.1102.111.0000.008.0000.0000 | | | | | | Base Salaries-Teachers - Reg Prog | \$0.00 | |
| 111 | 10.5.1102.120.0000.008.0000.0000 | | | | | | Substitute Pay - Reg Prog | \$0.00 | |
| 112 | 10.5.1102.131.0000.008.0000.0000 | | | | | | Extra Duty-Teachers - Reg Prog | \$0.00 | |
| 113 | 10.5.1102.133.0000.008.0000.0000 | | | | | | Extra Duty-Support - Reg Prog | \$0.00 | |
| 114 | 10.5.1102.211.0000.008.0000.0000 | | | | | | TRS - Reg Prog | \$0.00 | |
| 26 (of 1,400) rows | | 0 (of 0) deleted rows | | | | | | SUM | \$0.00 |



Calculate -- > Upload

(Display Records with valid Ledger Total)

WELCOME

START

CALCULATE

ADD/EDIT

NARRATE

SUBMIT

SUPPORT

FY 2022

| Incomplete [?] | Omitted | Total Expenses | Excluded | Federal | State/Local | Site-Level | Centralized |
|-------------------------|---------|----------------|----------|---------|-------------|------------|-------------|
| 0 | \$0.00 | \$0.00 | \$0.00 | \$0.00 | \$0.00 | \$0.00 | \$0.00 |

UPLOAD

DECODE

ALLOCATE

METHODS

PREVIEW

UPLOAD EXPENSE REPORT

Browse

SBER-ExpenseTemplate-FY22- Webinar v2.0.xlsx

X

/ Expense Template

| Incomplete [?] | Omitted | Total Expenses | Excluded | Federal | State/Local | Site-Level | Centralized |
|-------------------------|---------|----------------|----------|---------|-------------|------------|-------------|
| 1,374 | — | — | — | — | — | — | — |

STEP 3

Review the expense records pulled from your template. The pill-shaped buttons below can be used to show or hide all rows found. *Initially*, those buttons are toggled to show rows *you might consider removing* using the trash buttons to the right. However, their *removal is not required*, and your data may be uploaded as-is. The blue summary bar above will reflect any changes made. When satisfied, click the *Upload* above button to continue.

0 with invalid Ledger Total

0 missing Account Number

0 missing Description

0 with \$0 Ledger Total


1,374 with no issues


| Row | Account Number | Fund | Function | Object | Location | Source | Description | Ledger Total | |
|------------|----------------------------------|------|----------|--------|----------|--------|-----------------------------------|-----------------------|--|
| 7 | 10.5.1101.111.0000.001.0000.0000 | | | | | | Base Salaries-Teachers - Reg Prog | \$692,342.91 | |
| 8 | 10.5.1101.111.0000.002.0000.0000 | | | | | | Base Salaries-Teachers - Reg Prog | \$142,741.59 | |
| 9 | 10.5.1101.111.0000.003.0000.0000 | | | | | | Base Salaries-Teachers - Reg Prog | \$1,225,620.14 | |
| 10 | 10.5.1101.113.0000.001.0000.0000 | | | | | | Base Salaries-Support - Reg Prog | \$1,303.47 | |
| 11 | 10.5.1101.113.0000.003.0000.0000 | | | | | | Base Salaries-Support - Reg Prog | \$63,529.14 | |
| 1,374 rows | | | | | | | 26 deleted rows | TOTAL \$31,293,667.32 | |





Illinois
State Board of
Education


GL Expense Template Uploaded and Saved


WELCOME


START

CALCULATE


ADD/EDIT

NARRATE

SUBMIT

SUPPORT

FY 2022 ▾

| | Incomplete [®] | Omitted | Total Expenses | Excluded | Federal | State/Local | Site-Level | Centralized | |
|--------|-------------------------|---------|-----------------|----------|---------|-------------|------------|-------------|---|
| « Back | 1,374 | \$0.00 | \$31,293,667.32 | \$0.00 | \$0.00 | \$0.00 | \$0.00 | \$0.00 | Save  Next » |


UPLOADDECODEALLOCATEMETHODSPREVIEW...

UPLOAD EXPENSE REPORT

Site-based calculation begins with your expenses. This tab allows you to **upload a ledger expense report for allocation and calculation**. Data uploaded here is used only to assist you in calculating your per pupil, site-based expenditures. **It is NOT included in your *Site-Based Expenditure Report***, and you may opt to delete this data at any time.

STEP 1


Download the **Expense Report Template** using the button to the right. Then copy your expenses into the template. The *Ledger Totals* you provide will be used by the system for calculation based on your allocation choices. All other provided columns (*Account Number, Description, etc.*) will be used by the system to assist you in making those choices.

Download Expense Report Template 


Having trouble with your expense report? Help is available. [Click here](#) to send us your file(s).

STEP 2

Upload your filled **Expense Report Template** using the **Browse** button below. Your expenses will appear below for review where you will have the opportunity to remove any that are unwanted. *These steps may be repeated as needed to include additional records OR replace those already uploaded.*

Browse 

No template file selected (*.xlsx)





Calculate -- > Decode Account Numbers

35

WELCOME

START

CALCULATE

ADD/EDIT

NARRATE

SUBMIT

SUPPORT

FY 2022

Last saved 11 minutes ago

| Incomplete [®] | Omitted | Total Expenses | Excluded | Federal | State/Local | Site-Level | Centralized | |
|-------------------------|---------|----------------|-----------------|---------|-------------|------------|-------------|--------|
| « Back | 1,374 | \$0.00 | \$31,293,667.32 | \$0.00 | \$0.00 | \$0.00 | \$0.00 | \$0.00 |
| <div>SaveNext»</div> | | | | | | | | |

UPLOAD

DECODE

ALLOCATE

METHODS

PREVIEW

...

DECODE ACCOUNT NUMBERS

Most LEAs will find their Fund, Function, Object, Location, and Sources codes very helpful while allocating expenses to sites, disaggregating by source of funds, and categorizing expenses as Site-Level or District Centralized as defined by the [Guidance](#). Those Fund, Function, Object, Location, and Source codes may be uploaded in the template with your expenses. Alternatively, the settings below can be used to extract those codes from your uploaded Account Numbers.

The Account Number used in the questions that follow was sampled from your uploaded expenses. Use the sliders beneath that sample Account Number to specify where each code can be found within. NOTE: Decoding works best when your Account Numbers (and the codes within) have consistent widths.

Would you like to extract Fund codes from your uploaded Account Numbers?
1,374 records (100%) were uploaded without Fund codes.

☒ No, use only the Fund codes that were uploaded.
☐ Yes, extract Fund codes from Account Numbers BUT only for records uploaded without them.
☐ Yes, extract Fund codes from Account Numbers for ALL records. Replace any that were uploaded.

Use the slider below to highlight the Fund digits in your Account Number:

10.5.1250.314.3016.008.3999.2021

Show Fund codes found

| Fund | Count | Total |
|---------|-------|-----------------|
| — | 1,374 | \$31,293,667.32 |
| 1 codes | | |

Would you like to extract Function codes from your uploaded Account Numbers?
1,374 records (100%) were uploaded without Function codes.

☒ No, use only the Function codes that were uploaded.
☐ Yes, extract Function codes from Account Numbers BUT only for records uploaded without them.
☐ Yes, extract Function codes from Account Numbers for ALL records. Replace any that were uploaded.

Use the slider below to highlight the Function digits in your Account Number:

10.5.1250.314.3016.008.3999.2021



Calculate -- > Decode Account Numbers

36

WELCOME

START

CALCULATE

ADD/EDIT

NARRATE

SUBMIT

SUPPORT

FY 2022

Last saved 26 minutes ago

Incomplete⁶

Omitted

Total Expenses

Excluded

Federal

State/Local

Site-Level

Centralized

Back

1,374

\$0.00

\$31,293,667.32

\$0.00

\$0.00

\$0.00

\$0.00

\$0.00

Save

Next

UPLOAD

DECODE

ALLOCATE

METHODS

PREVIEW

DECODE ACCOUNT NUMBERS

Most LEAs will find their Fund, Function, Object, Location, and Sources codes very helpful while allocating expenses to sites, disaggregating by source of funds, and categorizing expenses as Site-Level or District Centralized as defined by the [Guidance](#). Those Fund, Function, Object, Location, and Source codes may be uploaded in the template with your expenses. Alternatively, the settings below can be used to extract those codes from your uploaded Account Numbers.

The Account Number used in the questions that follow was sampled from your uploaded expenses. Use the sliders beneath that sample Account Number to specify where each code can be found within. NOTE: Decoding works best when your Account Numbers (and the codes within) have consistent widths.

Would you like to extract Fund codes from your uploaded Account Numbers?
1,374 records (100%) were uploaded without Fund codes.

☐ No, use only the Fund codes that were uploaded.
☐ Yes, extract Fund codes from Account Numbers BUT only for records uploaded without them.
☒ Yes, extract Fund codes from Account Numbers for ALL records. Replace any that were uploaded.

Use the slider below to highlight the Fund digits in your Account Number:

1 0 . 5 . 1 2 5 0 . 3 1 4 . 3 0 1 6 . 0 0 8 . 3 9 9 9 . 2 0 2 1

Would you like to extract Function codes from your uploaded Account Numbers?
1,374 records (100%) were uploaded without Function codes.

☐ No, use only the Function codes that were uploaded.
☐ Yes, extract Function codes from Account Numbers BUT only for records uploaded without them.
☒ Yes, extract Function codes from Account Numbers for ALL records. Replace any that were uploaded.

Use the slider below to highlight the Function digits in your Account Number:

1 0 . 5 . 1 2 5 0 . 3 1 4 . 3 0 1 6 . 0 0 8 . 3 9 9 9 . 2 0 2 1

Would you like to extract Object codes from your uploaded Account Numbers?
1,374 records (100%) were uploaded without Object codes.

☐ No, use only the Object codes that were uploaded.
☐ Yes, extract Object codes from Account Numbers BUT only for records uploaded without them.
☒ Yes, extract Object codes from Account Numbers for ALL records. Replace any that were uploaded.

Use the slider below to highlight the Object digits in your Account Number:

1 0 . 5 . 1 2 5 0 . 3 1 4 . 3 0 1 6 . 0 0 8 . 3 9 9 9 . 2 0 2 1

Would you like to extract Location codes from your uploaded Account Numbers?
1,374 records (100%) were uploaded without Location codes.

☐ No, use only the Location codes that were uploaded.
☐ Yes, extract Location codes from Account Numbers BUT only for records uploaded without them.
☒ Yes, extract Location codes from Account Numbers for ALL records. Replace any that were uploaded.

Use the slider below to highlight the Location digits in your Account Number:

1 0 . 5 . 1 2 5 0 . 3 1 4 . 3 0 1 6 . 0 0 8 . 3 9 9 9 . 2 0 2 1

Would you like to extract Source codes from your uploaded Account Numbers?
1,374 records (100%) were uploaded without Source codes.

☐ No, use only the Source codes that were uploaded.
☐ Yes, extract Source codes from Account Numbers BUT only for records uploaded without them.
☒ Yes, extract Source codes from Account Numbers for ALL records. Replace any that were uploaded.

Use the slider below to highlight the Source digits in your Account Number:

1 0 . 5 . 1 2 5 0 . 3 1 4 . 3 0 1 6 . 0 0 8 . 3 9 9 9 . 2 0 2 1

Show Fund codes found

| Fund | Count | Total |
|---------|-------|-----------------|
| 10 | 945 | \$23,552,447.73 |
| 20 | 174 | \$3,545,982.13 |
| 30 | 4 | \$2,467,651.14 |
| 40 | 1 | \$1,482.87 |
| 50 | 59 | \$434,111.76 |
| 51 | 183 | \$602,598.61 |
| 70 | 2 | \$1,619.97 |
| 80 | 4 | \$676,885.50 |
| 90 | 2 | \$10,887.61 |
| 9 codes | | |



Illinois
State Board of
Education

Calculate -- > Decode Account Numbers

37

WELCOME

START

CALCULATE

ADD/EDIT

NARRATE

SUBMIT

SUPPORT

FY 2022

Last saved 24 minutes ago

| Incomplete | Omitted | Total Expenses | Excluded | Federal | State/Local | Site-Level | Centralized |
|------------|---------|-----------------|----------|---------|-------------|------------|-------------|
| 1,374 | \$0.00 | \$31,293,667.32 | \$0.00 | \$0.00 | \$0.00 | \$0.00 | \$0.00 |

Back

Save

Next

UPLOAD

DECODE

ALLOCATE

METHODS

PREVIEW

DECODE ACCOUNT NUMBERS

Most LEAs will find their Fund, Function, Object, Location, and Sources codes very helpful while allocating expenses to sites, disaggregating by source of funds, and categorizing expenses as Site-Level or District Centralized as defined by the [Guidance](#). Those Fund, Function, Object, Location, and Source codes may be uploaded in the template with your expenses. Alternatively, the settings below can be used to extract those codes from your uploaded Account Numbers.

The Account Number used in the questions that follow was sampled from your uploaded expenses. Use the sliders beneath that sample Account Number to specify where each code can be found within. NOTE: Decoding works best when your Account Numbers (and the codes within) have consistent widths.

Would you like to extract **Fund** codes from your uploaded Account Numbers?
1,374 records (100%) were uploaded without Fund codes.

☐ No, use only the Fund codes that were uploaded.

☐ Yes, extract Fund codes from Account Numbers BUT only for records uploaded without them.

☒ Yes, extract Fund codes from Account Numbers for ALL records. Replace any that were uploaded.

Use the slider below to highlight the **Fund** digits in your Account Number:

10.51250.314.3016.008.3999.2021

Would you like to extract **Function** codes from your uploaded Account Numbers?
1,374 records (100%) were uploaded without Function codes.

☐ No, use only the Function codes that were uploaded.

☐ Yes, extract Function codes from Account Numbers BUT only for records uploaded without them.

☒ Yes, extract Function codes from Account Numbers for ALL records. Replace any that were uploaded.

Use the slider below to highlight the **Function** digits in your Account Number:

10.51250.314.3016.008.3999.2021

Show Fund codes found

Show Fund codes found

Show Function codes found

Show Object codes found

Show Location codes found

Show Source codes found

| | | |
|----|-----|----------------|
| 30 | 4 | \$2,467,651.14 |
| 40 | 1 | \$1,482.87 |
| 50 | 59 | \$434,111.76 |
| 51 | 183 | \$602,598.61 |
| 70 | 2 | \$1,619.97 |
| 80 | 4 | \$676,885.50 |
| 90 | 2 | \$10,887.61 |

9 codes



Calculate -- >Allocate

Multi-select and filter records

WELCOME

START

CALCULATE

ADD/EDIT

NARRATE

SUBMIT

SUPPORT

FY 2022

Last saved 33 minutes ago

| Incomplete | Omitted | Total Expenses | Excluded | Federal | State/Local | Site-Level | Centralized |
|------------|---------|-----------------|----------|---------|-------------|------------|-------------|
| 1,374 | \$0.00 | \$31,293,667.32 | \$0.00 | \$0.00 | \$0.00 | \$0.00 | \$0.00 |

Back

Save

Next

UPLOAD

DECODE

ALLOCATE

METHODS

PREVIEW

...

ALLOCATE EXPENSES BY RECORD

All Records

Fund 20

Function 2540

1,201 hidden

Filter

Account Number starts with

Fund starts with

Function starts with

Object starts with

Location starts with

Source starts with

Excluded

Federal & State/Local

Allocation

Allocation Method

Allocation Site

Allocation Category

Description includes

Ledger Total Range

Match All or Any

Inverse Results

| Account Number | Description | Ledger Total | Include? | Federal | State/Local | Allocation |
|--------------------------------|-------------------------------------|--------------|----------|---------|-------------|------------|
| 20.5.2540.114.0000.009.0000... | Base Salaries-Office - O&M | \$29,355.04 | Included | | | Choose... |
| 20.5.2540.115.0000.001.0000... | Base Salariesneral Staff - O&M | \$189,872.85 | Included | | | Choose... |
| 20.5.2540.115.0000.002.0000... | Base Salariesneral Staff - O&M | \$63,370.80 | Included | | | Choose... |
| 20.5.2540.115.0000.003.0000... | Base Salariesneral Staff - O&M | \$163,442.47 | Included | | | Choose... |
| 20.5.2540.115.0000.006.0000... | Base Salariesneral Staff - O&M | \$191,487.84 | Included | | | Choose... |
| 20.5.2540.115.0000.009.0000... | Base Salariesneral Staff - ASC -O&M | \$392,060.04 | Included | | | Choose... |

173 selected

TOTALS

\$3,251,157.13

Choose...

\$0.00

\$0.00

Choose...

173 (of 1374) records

TOTALS

\$3,251,157.13

\$0.00

\$0.00



Set Multiple records as Omissions

WELCOME

START

CALCULATE

ADD/EDIT

NARRATE

SUBMIT

SUPPORT

FY 2022

Last saved 40 minutes ago

| Incomplete | Omitted | Total Expenses | Excluded | Federal | State/Local | Site-Level | Centralized |
|------------|---------|-----------------|----------|---------|-------------|------------|-------------|
| 1,374 | \$0.00 | \$31,293,667.32 | \$0.00 | \$0.00 | \$0.00 | \$0.00 | \$0.00 |

BackSaveNext

UPLOADDECODEALLOCATEMETHODSPREVIEW

ALLOCATE EXPENSES BY RECORD

All RecordsFund 70

1,372 hiddenFilter

Account Number starts with

Fund starts with70

Function starts with

Object starts with

Location starts with

Source starts with

Excluded

Federal & State/Local

Allocation

Allocation Method

Allocation Site

Allocation Category

Description includes

Ledger Total Range

to

Match All or Any

All of the above

Inverse Results

| Account Number | Description | Ledger Total | Include? | Federal | State/Local | Allocation |
|--------------------------------|------------------------------------|--------------|----------|---------|-------------|------------|
| 70.5.8110.660.0000.009.0000... | Working Cash | \$599.97 | Included | | | Choose... |
| 70.5.8120.660.2001.000.0000... | Permanent Transfer of Working Cash | \$1,020.00 | Included | | | Choose... |

2 selected

TOTALS

\$1,619.97

Choose...

0%\$0.00

0%\$0.00

Choose...

2 (of 1374) recordsTOTALS\$1,619.97\$0.00\$0.00



Set Multiple records as Omissions

WELCOME

START

CALCULATE

ADD/EDIT

NARRATE

SUBMIT

SUPPORT

FY 2022

Last saved 1 hour ago

| Incomplete | Omitted | Total Expenses | Excluded | Federal | State/Local | Site-Level | Centralized | |
|------------|------------|-----------------|----------|---------|-------------|------------|-------------|-----------|
| 1,372 | \$1,619.97 | \$31,292,047.35 | \$0.00 | \$0.00 | \$0.00 | \$0.00 | \$0.00 | Save Next |

UPLOADDECODEALLOCATEMETHODSPREVIEW

ALLOCATE EXPENSES BY RECORD

All RecordsFund 70

1,372 hiddenFilter

Account Number starts with

Fund starts with70

Function starts with

Object starts with

Location starts with

Source starts with

ExcludedFederal & State/LocalAllocationAllocation MethodAllocation SiteAllocation Category

Description includesLedger Total Range toMatch All or AnyAll of the aboveInverse Results

| Account Number | Description | Ledger Total | Include? | Federal | State/Local | Allocation |
|--------------------------------|------------------------------------|--------------|----------|---------|-------------|------------|
| 70.5.8110.660.0000.009.0000... | Working Cash | \$599.97 | Omitted | | | Choose... |
| 70.5.8120.660.2001.000.0000... | Permanent Transfer of Working Cash | \$1,020.00 | Omitted | | | Choose... |

2 selectedTOTALS\$1,619.97Choose...0%\$0.000%\$0.00Choose...

2 (of 1374) recordsTOTALS\$1,619.97\$0.00\$0.00



Set Multiple records as Exclusions

WELCOME

START

CALCULATE

ADD/EDIT

NARRATE

SUBMIT

SUPPORT

FY 2022

Last saved 1 hour ago

| | Incomplete ² | Omitted ¹ | Total Expenses | Excluded ¹ | Federal | State/Local | Site-Level | Centralized | |
|---|-------------------------|----------------------|-----------------|-----------------------|---------|-------------|------------|-------------|--------------|
| << Back | 1,372 | \$1,619.97 | \$31,292,047.35 | \$0.00 | \$0.00 | \$0.00 | \$0.00 | \$0.00 | Save Next >> |
| UPLOAD DECODE ALLOCATE METHODS PREVIEW ... | | | | | | | | | |

ALLOCATE EXPENSES BY RECORD

All Records Fund 30

1,370 hidden Filter

Account Number starts with

Fund starts with 30

Function starts with

Object starts with

Location starts with

Source starts with

Excluded

Federal & State/Local

Allocation

Allocation Method

Allocation Site

Allocation Category

Description includes

Ledger Total Range to

Match All or Any

All of the above

Inverse Results

| <input checked="" type="checkbox"/> | Account Number | Description | Ledger Total | Include? | Federal | State/Local | Allocation |
|-------------------------------------|--------------------------------|-----------------------------------|--------------|----------------|-----------|-------------|------------|
| <input checked="" type="checkbox"/> | 30.5.5200.620.0000.000.0000... | Debt Svs - Bond Interest | \$964,788.54 | Included | | - | Choose... |
| <input checked="" type="checkbox"/> | 30.5.5200.640.0000.000.0000... | Debt Svs - Bank Fees | \$5,211.00 | Included | | - | Choose... |
| <input checked="" type="checkbox"/> | 30.5.5300.610.0000.000.0000... | Debt Svs - Bond Pymt Of Principal | \$1,781 | Included | | - | Choose... |
| <input checked="" type="checkbox"/> | 30.5.5400.399.0000.000.0000... | Bond Issuance Costs | -\$283 | Excluded | | - | Choose... |
| | | | | Omitted | | | |
| | | | | Clear All | | | |
| 4 selected | | | TOTALS | \$2,467,651.14 | 0% \$0.00 | 0% \$0.00 | Choose... |
| 4 (of 1374) records | | | TOTALS | \$2,467,651.14 | \$0.00 | \$0.00 | |



Set Multiple records as Exclusions

WELCOME

START

CALCULATE

ADD/EDIT

NARRATE

SUBMIT

SUPPORT

FY 2022

Last saved 1 hour ago

| Incomplete | Omitted | Total Expenses | Excluded | Federal | State/Local | Site-Level | Centralized | |
|------------------------------|---------|----------------|-----------------|----------------|-------------|------------|-------------|--------|
| << Back | 1,368 | \$1,619.97 | \$31,292,047.35 | \$2,467,651.14 | \$0.00 | \$0.00 | \$0.00 | \$0.00 |
| <div>SaveNext >></div> | | | | | | | | |

UPLOADDECODEALLOCATEMETHODSPREVIEW...

ALLOCATE EXPENSES BY RECORD

All RecordsFund 30

1,370 hiddenFilter

Account Number starts with

Fund starts with30

Function starts with

Object starts with

Location starts with

Source starts with

Excluded

Federal & State/Local

Allocation

Allocation Method

Allocation Site

Allocation Category

Description includes

Ledger Total Range

Match All or Any

All of the above

Inverse Results

| <input checked="" type="checkbox"/> | Account Number | Description | Ledger Total | Include? | Federal | State/Local | Allocation |
|-------------------------------------|--------------------------------|-----------------------------------|----------------|----------|---------|-------------|------------|
| <input checked="" type="checkbox"/> | 30.5.5200.620.0000.000.0000... | Debt Svs - Bond Interest | \$964,788.54 | Excluded | | | Choose... |
| <input checked="" type="checkbox"/> | 30.5.5200.640.0000.000.0000... | Debt Svs - Bank Fees | \$5,211.00 | Excluded | | | Choose... |
| <input checked="" type="checkbox"/> | 30.5.5300.610.0000.000.0000... | Debt Svs - Bond Pymt Of Principal | \$1,781,007.50 | Excluded | | | Choose... |
| <input checked="" type="checkbox"/> | 30.5.5400.399.0000.000.0000... | Bond Issuance Costs | -\$283,355.90 | Excluded | | | Choose... |

4 selected

TOTALS

\$2,467,651.14

Choose...

\$0.00

\$0.00

Choose...

4 (of 1374) records

TOTALS

\$2,467,651.14

\$0.00

\$0.00



Apply Federal as Source on Multiple records

WELCOME

START

CALCULATE

ADD/EDIT

NARRATE

SUBMIT

SUPPORT

FY 2022

Last saved 1 hour ago

| Incomplete | Omitted | Total Expenses | Excluded | Federal | State/Local | Site-Level | Centralized | |
|------------|------------|-----------------|----------------|---------|-------------|------------|-------------|-----------|
| 1,368 | \$1,619.97 | \$31,292,047.35 | \$2,467,651.14 | \$0.00 | \$0.00 | \$0.00 | \$0.00 | Save Next |

UPLOAD

DECODE

ALLOCATE

METHODS

PREVIEW

ALLOCATE EXPENSES BY RECORD

All Records

Source 4

1,076 hidden

Filter

Account Number starts with

Fund starts with

Function starts with

Object starts with

Location starts with

Source starts with

Excluded

Federal & State/Local

Allocation

Allocation Method

Allocation Site

Allocation Category

Description includes

Ledger Total Range

Match All or Any

Inverse Results

| Account Number | Description | Ledger Total | Include? | Federal | State/Local | Allocation |
|--------------------------------|---|--------------|----------|----------------|-------------|------------|
| 10.5.1101.410.0000.001.4300... | Instructional Supplies (Title I) | \$4,149.13 | Included | | | Choose... |
| 10.5.1101.410.0000.001.4300... | Instructional Supplies (Title I-FY2020) | \$42,663.72 | Included | | | Choose... |
| 10.5.1101.410.0000.001.4300... | Instructional Supplies (Title I-FY2021) | \$9,988.26 | In | | | Choose... |
| 10.5.1101.410.0000.002.4300... | Instructional Supplies (Title I-FY2020) | \$4,659.38 | In | | | Choose... |
| 10.5.1101.410.0000.002.4300... | Instructional Supplies (Title I-FY2021) | \$1,783.23 | In | | | Choose... |
| 298 selected | | | TOTALS | \$3,601,490.82 | 0% | Choose... |
| 298 (of 1374) records | | | TOTALS | \$0.00 | \$0.00 | Choose... |

Calculate 100% of included

Calculate 0%

Calculate X%

Clear All



Apply Federal as Source on Multiple records

WELCOME

START

CALCULATE

ADD/EDIT

NARRATE

SUBMIT

SUPPORT

FY 2022

Last saved 1 hour ago

| Incomplete | Omitted | Total Expenses | Excluded | Federal | State/Local | Site-Level | Centralized |
|------------|------------|-----------------|----------------|----------------|-------------|------------|-------------|
| 1,368 | \$1,619.97 | \$31,292,047.35 | \$2,467,651.14 | \$3,601,490.82 | \$0.00 | \$0.00 | \$0.00 |

« Back

Save

Next »

UPLOAD

DECODE

ALLOCATE

METHODS

PREVIEW

...

ALLOCATE EXPENSES BY RECORD

All Records

Source 4

1,076 hidden

Filter

^

Account Number starts with

Fund starts with

Function starts with

Object starts with

Location starts with

Source starts with

Excluded

Federal & State/Local

Allocation

Allocation Method

Allocation Site

Allocation Category

Description includes

Ledger Total Range

Match All or Any

Inverse Results

| Account Number | Description | Ledger Total | Include? | Federal | State/Local | Allocation |
|--------------------------------|---|----------------|-----------|----------------|-------------|------------|
| 10.5.1101.410.0000.001.4300... | Instructional Supplies (Title I) | \$4,149.13 | Included | \$4,149.13 | \$0.00 | Choose... |
| 10.5.1101.410.0000.001.4300... | Instructional Supplies (Title I-FY2020) | \$42,663.72 | Included | \$42,663.72 | \$0.00 | Choose... |
| 10.5.1101.410.0000.001.4300... | Instructional Supplies (Title I-FY2021) | \$9,988.26 | Included | \$9,988.26 | \$0.00 | Choose... |
| 10.5.1101.410.0000.002.4300... | Instructional Supplies (Title I-FY2020) | \$4,659.38 | Included | \$4,659.38 | \$0.00 | Choose... |
| 10.5.1101.410.0000.002.4300... | Instructional Supplies (Title I-FY2021) | \$1,783.23 | Included | \$1,783.23 | \$0.00 | Choose... |
| 298 selected | TOTALS | \$3,601,490.82 | Choose... | \$3,601,490.82 | \$0.00 | Choose... |
| 298 (of 1374) records | TOTALS | \$3,601,490.82 | | \$3,601,490.82 | \$0.00 | |



Apply State/Local as Source on Multiple records

WELCOME

START

CALCULATE

ADD/EDIT

NARRATE

SUBMIT

SUPPORT

FY 2022

Last saved 1 hour ago

| | Incomplete | Omitted | Total Expenses | Excluded | Federal | State/Local | Site-Level | Centralized | |
|---------|------------|------------|-----------------|----------------|----------------|-------------|------------|-------------|--------------|
| << Back | 1,368 | \$1,619.97 | \$31,292,047.35 | \$2,467,651.14 | \$3,601,490.82 | \$0.00 | \$0.00 | \$0.00 | Save Next >> |

UPLOAD

DECODE

ALLOCATE

METHODS

PREVIEW

...

ALLOCATE EXPENSES BY RECORD

All Records

Federal & State/Local not set

298 hidden

Filter

Account Number starts with

Fund starts with

Function starts with

Object starts with

Location starts with

Source starts with

Excluded

Federal & State/Local

Allocation

Allocation Method

Allocation Site

Allocation Category

Description includes

Ledger Total Range

Match All or Any

Inverse Results

| <input checked="" type="checkbox"/> | Account Number | Description | Ledger Total | Include? | Federal | State/Local | Allocation |
|---|--------------------------------|-----------------------------------|-----------------|-----------|---------|-------------|------------|
| <input checked="" type="checkbox"/> | 10.5.1101.111.0000.001.0000... | Base Salaries-Teachers - Reg Prog | \$692,342.91 | Included | | | Choose... |
| <input checked="" type="checkbox"/> | 10.5.1101.111.0000.002.0000... | Base Salaries-Teachers - Reg Prog | \$142,741.59 | Included | | | Choose... |
| <input checked="" type="checkbox"/> | 10.5.1101.111.0000.003.0000... | Base Salaries-Teachers - Reg Prog | \$1,225,620.14 | Included | | | Choose... |
| <input checked="" type="checkbox"/> | 10.5.1101.113.0000.001.0000... | Base Salaries-Support - Reg Prog | \$1,303.47 | Included | | | Choose... |
| <input checked="" type="checkbox"/> | 10.5.1101.113.0000.003.0000... | Base Salaries-Support - Reg Prog | \$63,529.14 | Included | | | Choose... |
| <div>1,076 selected</div> <div>TOTALS</div> | | | \$27,692,176.50 | Choose... | \$0.00 | \$0.00 | Choose... |
| <input checked="" type="checkbox"/> | 10.5.1101.113.0000.006.0000... | Base Salaries-Support - Reg Prog | \$1,996.54 | Included | | | Choose... |
| 1,076 (of 1374) records | | | TOTALS | | \$0.00 | \$0.00 | |

Calculate 100% of included

Calculate 0%

Calculate X%

Clear All



Apply State/Local as Source on Multiple records

WELCOME

START

CALCULATE

ADD/EDIT

NARRATE

SUBMIT

SUPPORT

FY 2022

Last saved 1 hour ago

| Incomplete | Omitted | Total Expenses | Excluded | Federal | State/Local | Site-Level | Centralized |
|------------|------------|-----------------|----------------|----------------|-----------------|------------|-------------|
| 1,368 | \$1,619.97 | \$31,292,047.35 | \$2,467,651.14 | \$3,601,490.82 | \$25,222,905.39 | \$0.00 | \$0.00 |

Back

Save

Next

UPLOAD

DECODE

ALLOCATE

METHODS

PREVIEW

ALLOCATE EXPENSES BY RECORD

All Records

Federal & State/Local not set

298 hidden

Filter

Account Number starts with

Fund starts with

Function starts with

Object starts with

Location starts with

Source starts with

Excluded

Federal & State/Local

Allocation

Allocation Method

Allocation Site

Allocation Category

Description includes

Ledger Total Range

Match All or Any

Inverse Results

| Account Number | Description | Ledger Total | Include? | Federal | State/Local | Allocation |
|--------------------------------|-----------------------------------|----------------|----------|---------|-----------------|------------|
| 10.5.1101.111.0000.001.0000... | Base Salaries-Teachers - Reg Prog | \$692,342.91 | Included | \$0.00 | \$692,342.91 | Choose... |
| 10.5.1101.111.0000.002.0000... | Base Salaries-Teachers - Reg Prog | \$142,741.59 | Included | \$0.00 | \$142,741.59 | Choose... |
| 10.5.1101.111.0000.003.0000... | Base Salaries-Teachers - Reg Prog | \$1,225,620.14 | Included | \$0.00 | \$1,225,620.14 | Choose... |
| 10.5.1101.113.0000.001.0000... | Base Salaries-Support - Reg Prog | \$1,303.47 | Included | \$0.00 | \$1,303.47 | Choose... |
| 10.5.1101.113.0000.003.0000... | Base Salaries-Support - Reg Prog | \$63,529.14 | Included | \$0.00 | \$63,529.14 | Choose... |
| 1,076 selected | | TOTALS | | \$0.00 | \$25,222,905.39 | Choose... |
| 1,076 (of 1374) records | | TOTALS | | \$0.00 | \$25,222,905.39 | |



Site-Based Allocation

WELCOME

START

CALCULATE

ADD/EDIT

NARRATE

SUBMIT

SUPPORT

FY 2022

Last saved 2 hours ago

| | Incomplete | Omitted | Total Expenses | Excluded | Federal | State/Local | Site-Level | Centralized | |
|--------|------------|------------|-----------------|----------------|----------------|-----------------|------------|-------------|-------------|
| « Back | 1,368 | \$1,619.97 | \$31,292,047.35 | \$2,467,651.14 | \$3,601,490.82 | \$25,222,905.39 | \$0.00 | \$0.00 | Save Next » |

UPLOAD

DECODE

ALLOCATE

METHODS

PREVIEW

...

ALLOCATE EXPENSES BY RECORD

All Records Location 001

1,209 hidden Filter

Account Number starts with

Fund starts with

Function starts with

Object starts with

Location starts with 001

Source starts with

Excluded

Federal & State/Local

Allocation

Allocation Method

Allocation Site

Allocation Category

Description includes

Ledger Total Range

Match All or Any

All of the above

Inverse Results

| <input checked="" type="checkbox"/> | Account Number | Description | Ledger Total | Include? | Federal | State/Local | Allocation |
|-------------------------------------|--------------------------------|--|--------------|----------------|----------------|-----------------|------------|
| <input checked="" type="checkbox"/> | 10.5.1800.111.0000.001.0000... | Base Salaries-Teachers - Bilingual Prog | \$788,107.10 | Include | 0% | 100% of incl. | |
| <input checked="" type="checkbox"/> | 10.5.1101.111.0000.001.0000... | Base Salaries-Teachers - Reg Prog | \$692,342.91 | Include | | | |
| <input checked="" type="checkbox"/> | 20.5.2540.115.0000.001.0000... | Base Salaries-Teachers - O&M | \$189,872.85 | Include | | | |
| <input checked="" type="checkbox"/> | 10.5.2410.117.0000.001.0000... | Base Salaries-Administrators -Principal Office | \$164,250.00 | Include | | | |
| <input checked="" type="checkbox"/> | 10.5.1800.222.0000.001.0000... | Health Insurance - Bilingual Prog | \$134,910.72 | Include | | | |
| <input checked="" type="checkbox"/> | 10.5.1220.111.0000.001.0000... | Base Salaries-Teachers - Cross Cat | \$116,356.00 | Include | | | |
| <input checked="" type="checkbox"/> | 10.5.1101.222.0000.001.0000... | Health Insurance - Reg Prog | \$90,948.09 | Include | | | |
| <input checked="" type="checkbox"/> | 10.5.2410.114.0000.001.0000... | Base Salaries-Office - Principal Office | \$88,764.99 | Include | | | |
| <input checked="" type="checkbox"/> | 10.5.2560.115.0000.001.0000... | Base Salaries-Teachers - Food Sys | \$79,688.75 | Include | | | |
| 165 selected | | | TOTALS | \$3,275,592.15 | 8.96% of incl. | 91.04% of incl. | Choose... |
| 165 (of 1374) records | | | TOTALS | \$3,275,592.15 | \$293,552.17 | \$2,982,039.98 | Choose... |

Sites

Allocate by...

define new Allocation Methods...

Ok Cancel



Illinois
State Board of
Education

District Centralized Allocation

WELCOME

START

CALCULATE

ADD/EDIT

NARRATE

SUBMIT

SUPPORT

FY 2022

Last saved 2 hours ago

| Incomplete | Omitted | Total Expenses | Excluded | Federal | State/Local | Site-Level | Centralized | |
|------------|------------|-----------------|----------------|----------------|-----------------|-----------------|-------------|-----------|
| 267 | \$1,619.97 | \$31,292,047.35 | \$2,467,651.14 | \$3,601,490.82 | \$25,222,905.39 | \$16,374,449.46 | \$0.00 | Save Next |

UPLOAD

DECODE

ALLOCATE

METHODS

PREVIEW

ALLOCATE EXPENSES BY RECORD

All Records

Allocation not set

1,101 hidden

Filter

Account Number starts with

Fund starts with

Function starts with

Object starts with

Location starts with

Source starts with

Excluded

Federal & State/Local

Allocation

Allocation Method

Allocation Site

Allocation Category

Description includes

Ledger Total Range

Match All or Any

Inverse Results

273 selected

TOTALS

\$14,919,217.86

Choose...

15.49% of incl.

\$1,929,019.82

84.49% of incl.

\$10,520,926.93

Choose...

| Account Number | Description | Ledger Total | Include? | Federal | State/Local | Allocation |
|--------------------------------|---|-----------------|----------|----------------|-----------------|------------|
| 10.5.4120.670.0000.000.0000... | Tuition Pymts for Spec Ed Programs | \$3,540,843.40 | Includ | 0% | 100% of incl. | Choose... |
| 30.5.5300.610.0000.000.0000... | Debt Svs - Bond Pymt Of Principal | \$1,781,007.50 | Exclud | | | |
| 30.5.5200.620.0000.000.0000... | Debt Svs - Bond Interest | \$964,788.54 | Exclud | | | |
| 10.5.4120.670.0000.000.4620... | Tuition Pymt Spec Ed - IDEA Flowthru FY2021 | \$725,140.00 | Includ | | | |
| 10.5.2660.600.0000.009.0000... | IT Infrastructure Financing | \$519,064.47 | Includ | | | |
| 80.5.2364.383.0000.000.0000... | General Liability Insurance Tort Fund | \$411,447.00 | Includ | | | |
| 20.5.2540.115.0000.009.0000... | Base Salariesneral Staff - ASC -O&M | \$392,060.04 | Includ | | | |
| 10.5.2321.117.0000.009.0000... | Base Salaries-Administrators - Supt Office | \$334,588.40 | Includ | | | |
| 10.5.2316.222.0000.000.0000... | Health Insurance - BoF | \$325,544.16 | Includ | | | |
| TOTALS | | \$14,919,217.86 | | | | |
| 273 (of 1374) records | | TOTALS | | \$1,929,019.82 | \$10,520,926.93 | |

Sites

Allocate by...

define new Allocation Methods...

Categorize as...

Ok

Cancel



Calculate -- > Methods

WELCOME

START

CALCULATE

ADD/EDIT

NARRATE

SUBMIT

SUPPORT

FY 2022

Last saved 3 minutes ago

| | Incomplete | Omitted | Total Expenses | Excluded | Federal | State/Local | Site-Level | Centralized | |
|--------|------------|------------|-----------------|----------------|----------------|-----------------|-----------------|-----------------|-------------|
| « Back | 0 | \$1,619.97 | \$31,292,047.35 | \$2,467,651.14 | \$3,601,490.82 | \$25,222,905.39 | \$16,374,449.46 | \$12,449,946.75 | Save Next » |

UPLOADDECODEALLOCATEMETHODSPREVIEW

METHODS OF APPORTIONMENT

| Method | Sites | Metric | Total | Usage | Add + |
|--|-------|----------------|----------|-------|--------|
| SBER Enrollment These are the primary SBER enrollments. The figures here will be denominators in the final per-pupil calculations. | 5 | Enrollment FTE | 1,903.43 | 100% | Edit ^ |

Name

SBER Enrollment

Description

These are the primary SBER enrollments. The figures here will be denominators in the final per-pupil calculations.

Metric

Enrollment FTE

Support K-12 vs Pre-K apportionment

Support In-District vs Outplaced apportionment

Edit Enrollments?

| Site | Enrollment FTE |
|---|-----------------------|
| Elementary School 1 RCDTS 26062185026-2008 | 435.5 |
| Elementary School 2 RCDTS 26062185026-2004 | 497.5 |
| Early Childhood Center RCDTS 26062185026-3001 | 55 |
| Junior High School RCDTS 26062185026-1001 | 309.36 |
| Senior High School RCDTS 26062185026-0001 | 606.07 |
| 5 sites | TOTAL 1,903.43 |

1 methods



Calculate -- > Methods (Manually Edit Default SBER Enrollment)

WELCOME

START

CALCULATE

ADD/EDIT

NARRATE

SUBMIT

SUPPORT

FY 2022

Last saved 8 minutes ago

| | Incomplete | Omitted | Total Expenses | Excluded | Federal | State/Local | Site-Level | Centralized | |
|---------|------------|------------|-----------------|----------------|----------------|-----------------|-----------------|-----------------|--------------|
| << Back | 0 | \$1,619.97 | \$31,292,047.35 | \$2,467,651.14 | \$3,601,490.82 | \$25,222,905.39 | \$16,374,449.46 | \$12,449,946.75 | Save Next >> |

UPLOADDECODEALLOCATEMETHODSPREVIEW...

METHODS OF APPORTIONMENT

| Method | Sites | Metric | Total | Usage | |
|--|-------|----------------|----------|-------|------|
| SBER Enrollment These are the primary SBER enrollments. The figures here will be denominators in the final per-pupil calculations. | 5 | Enrollment FTE | 1,903.43 | 100% | Edit |

Name

SBER Enrollment

Description

These are the primary SBER enrollments. The figures here will be denominators in the final per-pupil calculations.

Metric

Enrollment FTE

☐ Support K-12 vs Pre-K apportionment

☐ Support In-District vs Outplaced apportionment

Query Enrollments?

| Site | Enrollment FTE | |
|--|----------------|----------|
| Elementary School 1 RCDTS 26062185026-2008 | 435.5 | |
| Elementary School 2 RCDTS 26062185026-2004 | 497.5 | |
| Early Childhood Center RCDTS 26062185026-3001 | 55 | |
| Junior High School RCDTS 26062185026-1001 | 309.36 | |
| Senior High School RCDTS 26062185026-0001 | 606.07 | |
| 5 sites | TOTAL | 1,903.43 |

1 methods



Manually Add New Method

WELCOME

START

CALCULATE

ADD/EDIT

NARRATE

SUBMIT

SUPPORT

FY 2022

Last saved 3 minutes ago

| Incomplete | Omitted | Total Expenses | Excluded | Federal | State/Local | Site-Level | Centralized | |
|------------|------------|-----------------|----------------|----------------|-----------------|-----------------|-----------------|---------------------------------|
| 0 | \$1,619.97 | \$31,292,047.35 | \$2,467,651.14 | \$3,601,490.82 | \$25,222,905.39 | \$16,374,449.46 | \$12,449,946.75 | <div>Save</div> <div>Next</div> |

UPLOADDECODEALLOCATEMETHODSPREVIEW

METHODS OF APPORTIONMENT

| Method | Sites | Metric | Total | Usage | |
|--|-------|----------------|----------|-------|-----------------|
| SBER Enrollment These are the primary SBER enrollments. The figures here will be denominators in the final per-pupil calculations. | 5 | Enrollment FTE | 1,903.43 | 100% | <div>Edit</div> |
| New Method (#2) | 0 | Enrollment FTE | 0 | 0% | <div>Edit</div> |

Name

New Method (#2)

Metric

Enrollment FTE

Description

Support K-12 vs Pre-K apportionment

Support In-District vs Outplaced apportionment

Query Enrollments?

| Site | Enrollment FTE |
|---|----------------|
| No sites found. Sites can be added manually by clicking the + button. | |
| OR | |
| They can be filled automatically with enrollments queried by Site, Grade Level, Outplacement, etc. | |
| <div>Try it now!</div> | |
| 0 sites | TOTAL 0 |

2 methods

Illinois
State Board of
Education

Manually Add New Method

WELCOME

START

CALCULATE

ADD/EDIT

NARRATE

SUBMIT

SUPPORT

FY 2022

Last saved 13 minutes ago

| Incomplete | Omitted | Total Expenses | Excluded | Federal | State/Local | Site-Level | Centralized | |
|------------------------------|---------|----------------|-----------------|----------------|----------------|-----------------|-----------------|-----------------|
| << Back | 0 | \$1,619.97 | \$31,292,047.35 | \$2,467,651.14 | \$3,601,490.82 | \$25,222,905.39 | \$16,374,449.46 | \$12,449,946.75 |
| <div>SaveNext >></div> | | | | | | | | |

UPLOAD

DECODE

ALLOCATE

METHODS

PREVIEW

...

METHODS OF APPORTIONMENT

| Method | Sites | Metric | Total | Usage | Add + |
|--|-------|----------------|----------|-------|-------|
| SBER Enrollment These are the primary SBER enrollments. The figures here will be denominators in the final per-pupil calculations. | 5 | Enrollment FTE | 1,903.43 | 100% | Edit |
| Elementary Enrollment FTE | 0 | Enrollment FTE | 0 | 0% | Edit |

Name

Elementary Enrollment FTE

Metric

Enrollment FTE

Description

☐ Support K-12 vs Pre-K apportionment

☐ Support In-District vs Outplaced apportionment

Query Enrollments?

+ Add all sites shown below

Select Site to be Added

Elementary School 1
Public School

Elementary School 2
Public School

Early Childhood Center
Public School

Junior High School
Public School

Senior High School
Public School

Site

Enrollment FTE

+ Add all sites shown below

No sites found. Sites can be added **manually** by clicking the + button.

OR

They can be filled **automatically** with enrollments queried by Site, Grade Level, Outplacement, etc.

Try it now!

0 sites

TOTAL

2 methods



Query New Method (Automate)

WELCOME

START

CALCULATE

ADD/EDIT

NARRATE

SUBMIT

SUPPORT

FY 2022

Last saved 22 minutes ago

| Incomplete | Omitted | Total Expenses | Excluded | Federal | State/Local | Site-Level | Centralized | |
|------------------------------|---------|----------------|-----------------|----------------|----------------|-----------------|-----------------|-----------------|
| << Back | 0 | \$1,619.97 | \$31,292,047.35 | \$2,467,651.14 | \$3,601,490.82 | \$25,222,905.39 | \$16,374,449.46 | \$12,449,946.75 |
| <div>SaveNext >></div> | | | | | | | | |

UPLOADDECODEALLOCATEMETHODSPREVIEW...

METHODS OF APPORTIONMENT

| Method | Sites | Metric | Total | Usage | Add + |
|--|-------|----------------|----------|-------|-------|
| SBER Enrollment These are the primary SBER enrollments. The figures here will be denominators in the final per-pupil calculations. | 5 | Enrollment FTE | 1,903.43 | 100% | Edit |
| Elementary Enrollment FTE | 0 | Enrollment FTE | 0 | 0% | Edit |

Name

Elementary Enrollment FTE

Metric

Enrollment FTE

Description

☐ Support K-12 vs Pre-K apportionment

☐ Support In-District vs Outplaced apportionment

Query Enrollments?

Site

Enrollment FTE

No sites found. Sites can be added **manually** by clicking the + button.

OR

They can be filled **automatically** with enrollments queried by Site, Grade Level, Outplacement, etc.

Try it now!

0 sites

TOTAL

0

2 methods



Add New Method (Query New Method - Automate)

WELCOME

START

CALCULATE

ADD/EDIT

NARRATE

SUBMIT

SUPPORT

FY 2022

Last saved 28 minutes ago

| Incomplete | Omitted | Total Expenses | Excluded | Federal | State/Local | Site-Level | Centralized | |
|------------|------------|-----------------|----------------|----------------|-----------------|-----------------|-----------------|---------------------------------|
| 0 | \$1,619.97 | \$31,292,047.35 | \$2,467,651.14 | \$3,601,490.82 | \$25,222,905.39 | \$16,374,449.46 | \$12,449,946.75 | <div>Save</div> <div>Next</div> |

UPLOAD

DECODE

ALLOCATE

METHODS

PREVIEW

METHODS OF APPORTIONMENT

| Method | Sites | Metric | Total | Usage | |
|--|-------|----------------|----------|-------|-----------------|
| SBER Enrollment These are the primary SBER enrollments. The figures here will be denominators in the final per-pupil calculations. | 5 | Enrollment FTE | 1,903.43 | 100% | <div>Edit</div> |
| Elementary Enrollment FTE Elementary Enrollment FTE | 0 | Enrollment FTE | 0 | 0% | <div>Edit</div> |

Name

Elementary Enrollment FTE

Description

Elementary Enrollment FTE

Metric

Enrollment FTE

Support K-12 vs Pre-K apportionment

Support In-District vs Outplaced apportionment

EDIT QUERY

VIEW RESULTS

Site

Enrollment FTE

This tab allows users to customize an enrollment query selecting students grouped by site for expenditure apportionment. When executed, this query sums the FTEs of enrollments satisfying ALL of the criteria below and reports them by Site per Site-Based Expenditure Reporting Guidance. For further insight into the results, please refer to the Enrollment Report found on the Start page.

Run Query

Delete Query

Outplacements

IEP/ISP

English Learners

Grade Levels to

Sites to

Include

Exclude

Only

Pre-K

Kindergarten

Grade 1

Grade 2

Include

Exclude

Only

Grade 3

Grade 4

Grade 5

Grade 6

Include

Exclude

Only

Grade 7

Grade 8

Grade 9

Grade 10

Include

Exclude

Only

Grade 11

Grade 12

Include

Exclude

Only

Elementary School 1

Elementary School 2

Early Childhood Center

Junior High School

Senior High School

0 sites

TOTAL

0

2 methods

Illinois
State Board of
Education

Add New Method (Query New Method - Automate)

WELCOME

START

CALCULATE

ADD/EDIT

NARRATE

SUBMIT

SUPPORT

FY 2022

Last saved 39 minutes ago

| Incomplete | Omitted | Total Expenses | Excluded | Federal | State/Local | Site-Level | Centralized | |
|------------------------------|---------|----------------|-----------------|----------------|----------------|-----------------|-----------------|-----------------|
| << Back | 0 | \$1,619.97 | \$31,292,047.35 | \$2,467,651.14 | \$3,601,490.82 | \$25,222,905.39 | \$16,374,449.46 | \$12,449,946.75 |
| <div>SaveNext >></div> | | | | | | | | |

UPLOADDECODEALLOCATEMETHODSPREVIEW

METHODS OF APPORTIONMENT

| Method | Sites | Metric | Total | Usage | |
|--|-------|----------------|----------|-------|--------------------------------|
| SBER Enrollment These are the primary SBER enrollments. The figures here will be denominators in the final per-pupil calculations. | 5 | Enrollment FTE | 1,903.43 | 100% | <div>Add</div> <div>Edit</div> |
| Elementary Enrollment FTE Elementary Enrollment FTE | 2 | Enrollment FTE | 933 | 0% | <div>Edit</div> |

Name

Elementary Enrollment FTE

Description

Elementary Enrollment FTE

Metric

Enrollment FTE

Support K-12 vs Pre-K apportionment

Support In-District vs Outplaced apportionment

EDIT QUERY

VIEW RESULTS

Edit Enrollments?

| Site | Enrollment FTE |
|--|----------------|
| Elementary School 1 RCDTS 26062185026-2008 | 435.5 |
| Elementary School 2 RCDTS 26062185026-2004 | 497.5 |
| 2 sites | TOTAL |
| | 933 |

2 methods

Calculate -- > Preview

WELCOME

START

CALCULATE

ADD/EDIT

NARRATE

SUBMIT

SUPPORT

FY 2022

Last saved 31 minutes ago

Incomplete⁰

Omitted¹

Total Expenses

Excluded¹

Federal

State/Local

Site-Level

Centralized

<< Back

0

\$1,619.97

\$31,292,047.35

\$2,467,651.14

\$3,601,490.82

\$25,222,905.39

\$16,374,449.46

\$12,449,946.75

Save

Next >>

UPLOAD

DECODE

ALLOCATE

METHODS

PREVIEW

...

PREVIEW EXPENDITURES PER PUPIL

Please use this tab to preview your sites' per pupil expenditures. **Once all account records are allocated**, this tab will allow you to **transfer these per pupil expenditures to the Add/Edit page** and proceed toward submission.

Please review the site-based expenditures shown below. If adjustments are needed, please make them on the *Allocate* and/or *Methods* tabs and return here for further review. When satisfied, click the *Transfer to Add/Edit* button to transfer your calculated per pupil expenditures to the *Add/Edit* page to proceed with reporting and submission.

LEAs interested in *calling out embedded Pre-K classrooms* or *separating district outplacements* can do so and preview them here. Please refer to the [Guidance](#) for more information regarding these options.

☒ Call out embedded Pre-K classrooms

☐ Separate district outplacements

Fiscal Year

Sites

Enrollment

Per Pupil

Exclusions¹

Total Expenditures

2022

5

1,903.43

15,143.44

2,467,651.14

\$31,292,047.35

Transfer to Add/Edit

☐ Preview Total Expenditures instead of Expenditures per Pupil

*Sites grayed out and struckthrough will be deleted.

Expenditures per Pupil in Dollars

| Site | Enrollment FTE | Funding Source | Site-Level | District Centralized | Total |
|---|----------------|----------------|-------------|----------------------|-------------|
| Elementary School 1 <i>Public School</i> 521 S Pearl St, Macomb, IL RCDTS 26062185026-2008 | 435.5 | Federal | \$674.06 | \$1,013.45 | \$1,687.50 |
| | | State/Local | \$6,847.39 | \$5,527.37 | \$12,374.76 |
| | | Subtotal | \$7,521.45 | \$6,540.81 | \$14,062.26 |
| Elementary School 2 <i>Public School</i> 315 N Bonham St, Macomb, IL RCDTS 26062185026-2004 | 497.5 | Federal | \$855.39 | \$1,013.45 | \$1,868.84 |
| | | State/Local | \$7,764.52 | \$5,527.37 | \$13,291.89 |
| | | Subtotal | \$8,619.91 | \$6,540.81 | \$15,160.72 |
| Early Childhood Center <i>Public School</i> 235 W Grant St, Macomb, IL RCDTS 26062185026-3001 | 55 | Federal | \$5,446.34 | \$1,013.45 | \$6,459.79 |
| | | State/Local | \$17,803.40 | \$5,527.37 | \$23,330.76 |
| | | Subtotal | \$23,249.74 | \$6,540.81 | \$29,790.55 |
| Junior High School <i>Public School</i> 1525 S Johnson St, Macomb, IL RCDTS 26062185026-1001 | 309.36 | Federal | \$770.80 | \$1,013.45 | \$1,784.24 |
| | | State/Local | \$6,107.32 | \$5,527.37 | \$11,634.69 |
| | | Subtotal | \$6,878.12 | \$6,540.81 | \$13,418.93 |
| Senior High School <i>Public School</i> 1525 S Johnson St, Macomb, IL RCDTS 26062185026-0001 | 606.07 | Federal | \$685.34 | \$1,013.45 | \$1,698.79 |
| | | State/Local | \$8,231.03 | \$5,527.37 | \$13,758.40 |
| | | Subtotal | \$8,916.37 | \$6,540.81 | \$15,457.18 |

Illinois
State Board of
Education

Add/Edit Page

WELCOME
 START
 CALCULATE
 ADD/EDIT
 NARRATE
 SUBMIT
 SUPPORT

FY 2022

Last modified 9 minutes ago

| | Fiscal Year | Sites | Enrollment | Per Pupil | Exclusions | Total Expenditures |
|--------|-------------|-------|------------|-------------|----------------|-----------------------------------|
| « Back | 2022 | 5 | 1,903.43 | \$15,143.44 | \$2,467,651.14 | \$31,292,047.35 |
| | | | | | | <div>Save</div> <div>Next »</div> |

ADD & EDIT EXPENDITURES BY SITE

filter sites by name

Filter 5 sites

All A B C D E F G H I J K L M N O P Q R S T U V W X Y Z


| Site | Enrollment FTE | Funding Source | Expenditures per Pupil in Dollars | | Total | |
|--|----------------|----------------|-----------------------------------|----------------------|-------------|--|
| | | | Site-Level | District Centralized | | |
| Elementary School 1 | 435.5 | Federal | \$674.06 | \$1,013.45 | \$1,687.50 | |
| Public School | | | | | | |
| 521 S Pearl St, Macomb, IL | | State/Local | \$6,847.39 | \$5,527.37 | \$12,374.76 | |
| RCDTS 26062185026-2008 | | | | | | |
| | | Subtotal | \$7,521.45 | \$6,540.81 | \$14,062.26 | |
| <div>Any narrative written here will accompany the data above on the Report Card. Click the help icon below for more information.</div> <div>Any notes provided here are viewable only by the district and ISBE.</div> | | | | | | |
| <div>Public Narrative</div> <div>Internal Notes</div> | | | | | | |
| Elementary School 2 | 497.5 | Federal | \$855.39 | \$1,013.45 | \$1,868.84 | |
| Public School | | | | | | |
| 315 N Bonham St, Macomb, IL | | State/Local | \$7,764.52 | \$5,527.37 | \$13,291.89 | |
| RCDTS 26062185026-2004 | | | | | | |
| | | Subtotal | \$8,619.91 | \$6,540.81 | \$15,160.72 | |
| <div>Any narrative written here will accompany the data above on the Report Card. Click the help icon below for more information.</div> <div>Any notes provided here are viewable only by the district and ISBE.</div> | | | | | | |
| <div>Public Narrative</div> <div>Internal Notes</div> | | | | | | |
| Early Childhood Center | 55 | Federal | \$5,446.34 | \$1,013.45 | \$6,459.79 | |
| Public School | | | | | | |
| 235 W Grant St, Macomb, IL | | State/Local | \$17,803.40 | \$5,527.37 | \$23,330.76 | |
| RCDTS 26062185026-3001 | | | | | | |
| | | Subtotal | \$23,249.74 | \$6,540.81 | \$29,790.55 | |
| <div>Any narrative written here will accompany the data above on the Report Card. Click the help icon below for more information.</div> <div>Any notes provided here are viewable only by the district and ISBE.</div> | | | | | | |
| <div>Public Narrative</div> <div>Internal Notes</div> | | | | | | |
| Junior High School | 309.36 | Federal | \$770.80 | \$1,013.45 | \$1,784.24 | |
| Public School | | | | | | |
| 1525 S Johnson St, Macomb, IL | | State/Local | \$6,107.32 | \$5,527.37 | \$11,634.69 | |
| RCDTS 26062185026-1001 | | | | | | |
| | | Subtotal | \$6,878.12 | \$6,540.81 | \$13,418.93 | |
| <div>Any narrative written here will accompany the data above on the Report Card. Click the help icon below for more information.</div> <div>Any notes provided here are viewable only by the district and ISBE.</div> | | | | | | |
| <div>Public Narrative</div> <div>Internal Notes</div> | | | | | | |
| Senior High School | 606.07 | Federal | \$685.34 | \$1,013.45 | \$1,698.79 | |
| Public School | | | | | | |
| 1525 S Johnson St, Macomb, IL | | State/Local | \$8,231.03 | \$5,527.37 | \$13,758.40 | |
| RCDTS 26062185026-0001 | | | | | | |
| | | Subtotal | \$8,916.37 | \$6,540.81 | \$15,457.18 | |
| <div>Any narrative written here will accompany the data above on the Report Card. Click the help icon below for more information.</div> <div>Any notes provided here are viewable only by the district and ISBE.</div> | | | | | | |
| <div>Public Narrative</div> <div>Internal Notes</div> | | | | | | |
| District Totals | 1,903.43 | Federal | \$878.66 | \$1,013.45 | \$1,892.11 | |
| | | State/Local | \$7,723.96 | \$5,527.37 | \$13,251.33 | |
| | | Total | \$8,602.62 | \$6,540.81 | \$15,143.44 | |


« < ^ Page All 5 sites > »





Illinois
State Board of
Education


District Narrative - Public


WELCOME


START

CALCULATE

ADD/EDIT


NARRATE

SUBMIT

SUPPORT

FY 2022 ▾

Last modified 11 minutes ago

| | Fiscal Year | Sites | Enrollment | Per Pupil | Exclusions | Total Expenditures | |
|--------|-------------|-------|------------|-------------|----------------|--------------------|---|
| « Back | 2022 | 5 | 1,903.43 | \$15,143.44 | \$2,467,651.14 | \$31,292,047.35 | Save  Next » |

DISTRICT NARRATIVE - PUBLIC

The Report Card will not only show your site-based expenditure data but will also show student demographic and summative designation data side-by-side. ISBE offers every district the opportunity to give further context and narrative to accompany these data sets.

When scripting your optional narrative for your district, consider the following guiding questions to help you "tell your story:"

- What are you looking for in the data?
- What will principals, teachers, parents, and community members look for in the data?
- What questions are you interested in asking now that you have these data?
- What relationship (if any) do you see between spending and outcomes for students?
- How does these data help you understand your district and tell your story?
- How does your district and community talk about equity, equity of opportunity, spending smart, tradeoffs, and/or return on investment?
- What initial takeaways or action step ideas do you have from the data?

SAMPLE NARRATIVE A

Lumos School District is proud to serve students from diverse backgrounds. Given the many opportunities we want to provide for our students, making the most of every dollar we receive is very important to us. Sometimes we have to make hard choices, since we are only funded to 65% adequacy. This is the second year that we have been able to examine our spending by site. We look forward to using our data to inform our FY23 budget and coordinate with our district and school leaders and community in order to make sure that we are spending in a way that provides equity of opportunity to every school and every student.

SAMPLE NARRATIVE B

Nox School District prioritizes serving all students to the best of our ability. These data show how we allocate resources for the sake of serving students. Overall, the amount of spending varies by school due to a lot of factors. For example, our smaller schools do not benefit from the same economies of scale as our larger schools and therefore have somewhat higher per-pupil expenditures. Also, different schools have different needs based on the students that they serve. We also needed to make some emergency expenditures this year to protect student health and ensure that learning could continue remotely. Some of these expenditures benefited all students; other expenditures were targeted to support our most vulnerable students. Our challenge for the year ahead will be to examine how changes to our allocation decisions can affect what principals and teachers are able to accomplish with students even in uncertain circumstances. We will ground our examination in our district strategic plan and goals for all children, which highlight the need to provide rigorous and supportive environments across all schools.

[read less](#)


Please tell your optional, public story here...


Public Narrative


4000 characters remaining





District Notes - Internal


 WELCOME


 START

 CALCULATE

 ADD/EDIT


 NARRATE

 SUBMIT

 SUPPORT

FY 2022 ▼

Last modified 15 minutes ago

| | Fiscal Year | Sites | Enrollment | Per Pupil | Exclusions | Total Expenditures | |
|--------|-------------|-------|------------|-------------|----------------|--------------------|---|
| « Back | 2022 | 5 | 1,903.43 | \$15,143.44 | \$2,467,651.14 | \$31,292,047.35 | Save  Next » |


DISTRICT NOTES - INTERNAL

Any notes entered into this space will only be visible to ISBE and to your district. ISBE is happy to offer every district the opportunity to make notes regarding this year's reporting process in order to memorialize the process for future years. *All information submitted through this application is subject to the Freedom of Information Act (FOIA).*

When determining what to note in this optional space, consider the following possible topics to address.

- What was difficult in this year's reporting? How did you address the difficulty?
- What allocation methodologies did you use for individual district centralized expenditures that you most want to remember/log? (Line items capturing large quantities of funds or for which you made a particularly deliberate allocation methodology choice may be most worthy of noting here.)
- What will ensure that these data are comparable year over year?

Please enter your optional, internal notes here...

 Internal Notes

4000 characters remaining



Submit Page

WELCOME

START

CALCULATE

ADD/EDIT

NARRATE

SUBMIT

SUPPORT

FY 2022

Last modified 24 minutes ago

| | Fiscal Year | Sites | Enrollment | Per Pupil | Exclusions | Total Expenditures | |
|---------|-------------|-------|------------|-------------|----------------|--------------------|--------|
| << Back | 2022 | 5 | 1,903.43 | \$15,143.44 | \$2,467,651.14 | \$31,292,047.35 | Submit |

VERIFY & SUBMIT EXPENDITURE REPORT


Your district **Site-Based Expenditure Report** for **FY 2022** is ready for submission. Please review the draft below.

When satisfied, click **Submit** to submit your expenditures, narrative, and notes to ISBE and complete this process.
Note: Once submitted, no further changes may be made.

Site-Based Expenditure Report - ISBE Site-B...

1 / 1

80%



Illinois
State Board of
Education



Site-Based Expenditure Report
FY 2022

| Fiscal Year | Sites | Enrollment | Per Pupil | Exclusions | Total Expenditures | Submitted |
|-------------|-------|------------|-------------|----------------|--------------------|-----------|
| 2022 | 5 | 1,903.43 | \$15,143.44 | \$2,467,651.14 | \$31,292,047.35 | — |

DISTRICT PUBLIC NARRATIVE

District public narrative not provided.

EXPENDITURES PER PUPIL BY SITE

| Site | Enrollment FTE | Funding Source | Expenditures per Pupil in Dollars | | |
|---|----------------|----------------|-----------------------------------|----------------------|-------------|
| | | | Site-Level | District Centralized | Total |
| Elementary School 1 Public School 521 Any St. City, IL RCDS 12345678901-2008 | 435.5 | Federal | \$674.06 | \$1,013.45 | \$1,687.50 |
| | | State/Local | \$6,847.39 | \$5,527.37 | \$12,374.76 |
| | | Subtotal | \$7,521.45 | \$6,540.81 | \$14,062.26 |
|  Public Narrative <i>Site-level public narrative not provided.</i> | | | | | |
| Elementary School 2 Public School 123 Any St. City, IL RCDS 12345678901-2004 | 497.5 | Federal | \$855.39 | \$1,013.45 | \$1,868.84 |
| | | State/Local | \$7,764.52 | \$5,527.37 | \$13,291.89 |
| | | Subtotal | \$8,619.91 | \$6,540.81 | \$15,160.72 |
|  Public Narrative | | | | | |



Submit Page – submission completed, available feedback survey

WELCOME

START

CALCULATE

ADD/EDIT

NARRATE

SUBMIT

SUPPORT

FY 2022

Submitted 1 minute ago

| READ ONLY | Fiscal Year | Sites | Enrollment | Per Pupil | Exclusions ⓘ | Total Expenditures |
|-----------|-------------|-------|------------|-------------|----------------|--------------------|
| ◀ Back | 2022 | 5 | 1,903.43 | \$15,143.44 | \$2,467,651.14 | \$31,292,047.35 |

VERIFY & SUBMIT EXPENDITURE REPORT

Congratulations! Your district *Site-Based Expenditure Report* has been submitted. 🎉

Reporting District

Fiscal Year

Submitted At

Submitted By

Any District CUSD 123

2022

Jun 26, 2022 7:28:57 PM

User Name

Download Final Report 📄

Export to Excel 📄

Edits to submissions may be made until August 31, 2022.

To re-open your submission for editing, please click [HERE](#) and select "Un-submit – for immediate attention" as the topic area. You may also send an email to site-based@isbe.net

FEEDBACK SURVEY

Thank you for submitting your district's FY 2022 site-based expenditure data. **Please fill out the survey below** to share your experience of data calculation and submission and inform ISBE's continuous improvement.

1. Approximately how much time did it take your school district to calculate, compile, and submit your FY 2022 site-based expenditure data?

☐ Under 4 hours

☐ 4-8 hours

☐ 8-12 hours

☐ 12-16 hours

☐ 16 hours or more

2. How did you calculate and compile your FY 2022 site-based expenditure data?

☐ ISBE-provided online calculations

☐ ISBE-provided Excel Data Calculation Template

☐ Vendor-provided report/calculations

☐ Off-sheet calculations or another custom approach following ISBE reporting guidance

3. How frequently is your district using site-based expenditure data in your regular financial cycles?

☐ Rarely. We only look at it for the purpose of calculating, compiling, and submitting the data during the reporting window.

☐ Occasionally. We spend time during and after the reporting window analyzing the data to see what it shows.


☐ Sometimes. We check on our site-based expenditure data not only during and after the reporting window but also when we start budgeting for the next fiscal year.


☐ Frequently. Analysis of site-based data expenditure data is a regular fixture of our district discussions on equity and student investments.


Finish 🏁





Start -- > Software/ Vendor Approach


WELCOME


START

IMPORT

ADD/EDIT

NARRATE

SUBMIT

SUPPORT

FY 2022 ▾

| | Fiscal Year | Sites | Enrollment | Per Pupil | Exclusions | Total Expenditures | |
|--------|-------------|-------|------------|-----------|------------|--------------------|--------|
| « Back | 2022 | 0 | 0 | — | — | \$0.00 | Next » |

GETTING STARTED

Your responses to the questions below will help us guide you through Site-Based Expenditure Reporting. Once enabled, the Next » button above will walk you through the steps needed to submit your report. As always, in-depth explanation of all things site-based can be found in the [SBER Guidance](#).

Need help? Click the floating ? button below to send us a question at any time.

Select the option below that best describes how you are calculating and compiling your FY 2022 site-based expenditure data.

☐ **RECOMMENDED** I would like to use the ISBE online tool to calculate my site-based per-pupil expenditures. *This option replaces the ISBE Excel calculation workbook.*

☒ My accounting software/vendor calculates site-based per-pupil expenditures.

☐ I use an off-sheet (custom) approach following ISBE reporting guidance.

Which accounting software/vendor calculates your site-based per-pupil expenditures?

☐ Chalkable

☒ Skyward

☐ Power School

☐ Forecast 5 Analytics

☐ PMA

☐ Specialized Data Systems (SDS)

☐ Tyler Technology / Vision / SisFin

☐ Kirtley Tech - CIMS Weidenhammer EMS FMS Alio


☐ Software Unlimited Inc. (SUI)


☐ Computer Information Concepts / Infinite Campus

☐ Rycor Software

☐ Other:

You have 2 options for getting your calculation results into this website. You can either upload them using the ISBE Excel import template¹ or you can key them in manually¹.


IMPORT
[Use template and upload »](#)


ADD/EDIT
[Key results in manually »](#)

?



Start -- > Off-Sheet Approach

WELCOME

START

IMPORT

ADD/EDIT

NARRATE

SUBMIT

SUPPORT

FY 2022

| | Fiscal Year | Sites | Enrollment | Per Pupil | Exclusions | Total Expenditures | |
|--------|-------------|-------|------------|-----------|------------|--------------------|--------|
| « Back | 2022 | 0 | 0 | — | — | \$0.00 | Next » |

GETTING STARTED

Reset

Your responses to the questions below will help us guide you through Site-Based Expenditure Reporting. Once enabled, the Next » button above will walk you through the steps needed to submit your report. As always, in-depth explanation of all things site-based can be found in the [SBER Guidance](#).

Need help? Click the floating ? button below to send us a question at any time.

Select the option below that best describes how you are calculating and compiling your FY 2022 site-based expenditure data.

☐ **RECOMMENDED** I would like to use the ISBE online tool to calculate my site-based per-pupil expenditures. *This option replaces the ISBE Excel calculation workbook.*

☐ My accounting software/vendor calculates site-based per-pupil expenditures.

☒ I use an off-sheet (custom) approach following ISBE reporting guidance.

Which accounting software/vendor provides ledger/expenditure input to your off-sheet calculations?

☐ Chalkable

☒ Skyward

☐ Power School

☐ Forecast 5 Analytics

☐ PMA

☐ Specialized Data Systems (SDS)

☐ Tyler Technology / Vision / SisFin

☐ Kirtley Tech - CIMS Weidenhammer EMS FMS Alio

☐ Software Unlimited Inc. (SUI)

☐ Computer Information Concepts / Infinite Campus

☐ Rycor Software

☐ Other:

You have 2 options for getting your calculation results into this website. You can either upload them using the ISBE Excel import template or you can key them in manually.

IMPORT

Use template and upload »


ADD/EDIT


Key results in manually »


?





Import tab – Data Import Template


WELCOME


START

IMPORT

ADD/EDIT

NARRATE

SUBMIT

SUPPORT

FY 2022 ▼

| | Fiscal Year | Sites | Enrollment | Per Pupil | Exclusions | Total Expenditures | |
|--------|-------------|-------|------------|-----------|------------|--------------------|--------|
| « Back | 2022 | 0 | 0 | — | — | \$0.00 | Next » |


IMPORT EXPENDITURES FROM DATA IMPORT TEMPLATE

This page is **optional** and is for use only by LEAs wishing to upload their expenditure data rather than entering the data manually. This page allows LEAs to upload their expenditure data using any Excel file that matches the [specifications](#) of the **Data Import Template** available below. LEAs preferring to enter expenditure data manually should skip ahead to the [Add/Edit](#) page.


The **Site-Based Expenditure Reporting (SBER) Data Import Template** is available for LEAs wishing to upload their calculated data directly to IWAS instead of manually entering their calculated data on the [Add/Edit](#) page. LEAs may also upload data prepared through a vendor if the upload format matches this Data Import Template. This data import template will likely be most beneficial for larger LEAs and/or those who prefer working with Excel. The template can be prepopulated with default sites and enrollments.

Select Data Import Template options


- ☐ Include default sites and enrollment
- ☐ Call out embedded Pre-K classrooms
- ☐ Separate district outplacements
- ☐ or Export existing data*

Download Import Template 

Click the *Upload* button below to select a completed *Data Import Template* for upload, validation, and review. A district-level summary of the selected file should then appear. It may be followed by a table displaying errors preventing certain highlighted fields from being imported. Errors may be corrected in Excel and then re-uploaded or may be corrected directly on the [Add/Edit](#) page that follows. **Be sure to click Save before continuing to the next page.**

Upload 

No template file selected (*.xlsx)

/ FY 2022 



Data Import Template, blank (available on Import screen)

| | A | B | C | D | E | F | G | H | I | J |
|----|------------------------------|-------------|----------------------|----------------|---|---|---|---|---------------------------------------|--|
| 1 | ISBE Site-Based Expenditures | RCDT Code | Total Enrollment FTE | Site Count | Per Pupil | Exclusions | Fiscal Year | Total Expenditures | Download Date | |
| 2 | Any District CUSD 123 | 26062185026 | 0 | 0 | #DIV/0! | | 2022 | \$0.00 | June 24, 2022 4:03:29 PM | |
| 3 | Site Name | RCDT's Code | Subgroup Code | Enrollment FTE | Site-Level Expenditures per Pupil Federal | Site-Level Expenditures per Pupil State/Local | District Centralized Expenditures per Pupil Federal | District Centralized Expenditures per Pupil State/Local | Public Narrative (For Report Card) | Internal Notes (For District and ISBE Use Only) |
| 4 | | | | | | | | | | |
| 5 | | | | | | | | | | |
| 6 | | | | | | | | | | |
| 7 | | | | | | | | | | |
| 8 | | | | | | | | | | |
| 9 | | | | | | | | | | |
| 10 | | | | | | | | | | |

| | A | B | C | D | E | F |
|---|------------------------------|-------------|----------------------|----------------|---|---|
| 1 | ISBE Site-Based Expenditures | RCDT Code | Total Enrollment FTE | Site Count | Per Pupil | |
| 2 | Any District CUSD 123 | 26062185026 | 0 | 0 | #DIV/0! | |
| 3 | Site Name | RCDT's Code | Subgroup Code | Enrollment FTE | Site-Level Expenditures per Pupil Federal | Site-Level Expenditures per Pupil State/Local |
| 4 | | | | | | |

| | G | H | I | J |
|---|---|---|---------------------------------------|--|
| 1 | Exclusions | Fiscal Year | Total Expenditures | Download Date |
| 2 | | 2022 | \$0.00 | June 24, 2022 4:03:29 PM |
| 3 | District Centralized Expenditures per Pupil Federal | District Centralized Expenditures per Pupil State/Local | Public Narrative (For Report Card) | Internal Notes (For District and ISBE Use Only) |
| 4 | | | | |





IWAS System: Support Page

 WELCOME

 START

 IMPORT

 ADD/EDIT

 NARRATE

 SUBMIT

 SUPPORT

FY 2022 ▼

SEND US A QUESTION

This page can be used to send us questions about Site-Based Expenditure Reporting.

Please confirm your contact information and then ask your question below.

Contact Information

Name

Email Address

Phone Number

Your Question

choose a topic...



ask your question(s) here...



Send Question



Illinois
State Board of
Education

**Please raise your hand or type in the question box
for questions & clarifications**

**Any questions not answered will be addressed in individual follow-ups or FAQ
documents posted at www.isbe.net/site-based**

This webinar's slides and recordings will be posted to www.isbe.net/site-based

OFFICE HOURS to discuss Site-Based Expenditure Reporting with the ISBE team are available every **Thursday** from **9:00 a.m. to 12:00 p.m.** July 7th through August 25th. **To sign up for a 15-minute slot, visit <https://calendly.com/site-based>**

THANK YOU

Up next: Q&A