



DYNAMIC[®]
LEARNING MAPS

**FACILITATOR GUIDE TO
REQUIRED TEST
ADMINISTRATOR TRAINING
2021–2022**

YEAR-END MODEL

Revision Date: 07/15/2021

DYNAMIC LEARNING MAPS CONSORTIUM
COPYRIGHT ©2021

FINDING HELP

When the information in this manual and resources from your state Dynamic Learning Maps® (DLM®) webpage do not lead to solutions, these contacts can provide additional support.

Hint: Print this page and keep it handy!

Table 1

Where to Find Help

Local Technology Representative	State Education Agency	The DLM Service Desk* 1-855-277-9751 (toll-free) or DLM-support@ku.edu
Kite® Student Portal installation General computer support Internet availability Display resolution Issues with sound, headphones, speakers, etc.	How to use Student Portal and Educator Portal Training requirements Assessment questions Assessment scheduling Test invalidation requirements Student Individualized Education Program (IEP) requirements Test window dates, extensions, requirements, etc. Testlet resets (may take up to 72 hours)	Data issues (rosters, enrollment, etc.)

***IF CONTACTING THE DLM SERVICE DESK:**

- **Do not send any Personally Identifiable Information (PII)** for a student via email or the Educator Portal Live Chat. This is a federal violation of the Family Education Rights and Privacy Act (FERPA). PII includes information such as a student's name or state identification number. Each state has unique PII requirements. Please check with your assessment coordinator to find out what student information can be legally emailed or submitted using Live Chat in your state.
- Do send:
 - your contact information (email address and name)
 - the state and district in which your school is located
 - error messages, including the testlet number if applicable to the problem
 - the Service Desk ticket number when following up on a previously submitted issue

FACILITATOR GUIDE TO REQUIRED TEST ADMINISTRATOR TRAINING 2021–2022

CONTENTS

Audience and Purpose	4
OVERVIEW.....	5
NEW TEST ADMINISTRATOR REQUIRED TRAINING	7
GAIN ACCESS AND LOG IN TO TRAINING COURSES.....	9
Accessing Training Courses.....	9
Log In To Training Courses.....	9
FACILITATED TRAINING MODULES.....	11
Accessing Facilitator Resources for Facilitated Training.....	11
Procedures for Delivering Facilitated Training.....	12
Equipment Required for Delivering a Facilitated Training	13
Training Sessions.....	13
Post-Tests	14
SELF-DIRECTED TRAINING MODULES	15
Training Overview	15
RETURNING TEST ADMINISTRATOR TRAINING.....	17
Continuing Education	17
APPENDIX.....	18
Facilitators Who Are Also Test Administrators	18
Cross-Reference Training Modules to Other DLM Resources.....	19
Document History	23

AUDIENCE AND PURPOSE

This guide helps trainers access DLM Required Test Administrator Training in Training Courses and assists them in preparing for and delivering the Required Test Administrator Training.

The Required Test Administrator Training is different from professional development that supports curriculum and instruction. For more information about professional development, visit [the DLM professional development site](#).

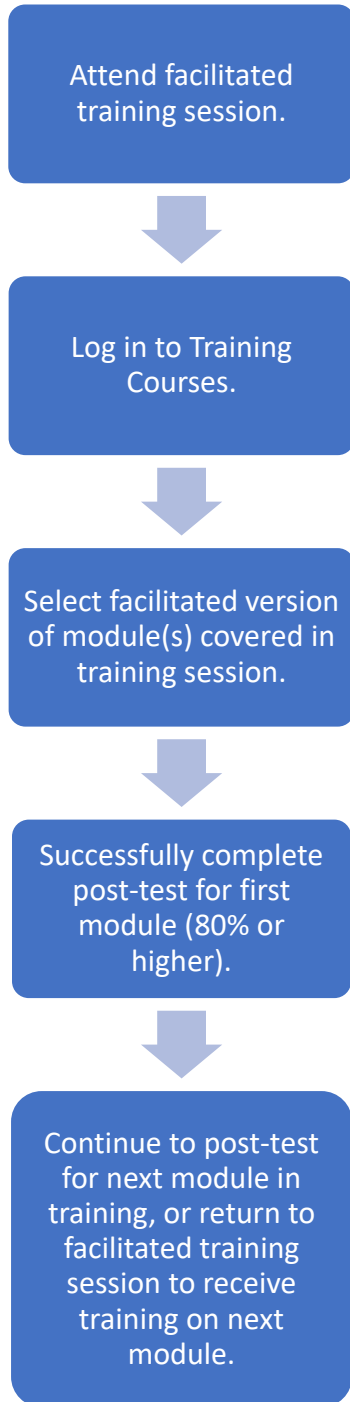
OVERVIEW

Training is required for those who will administer Dynamic Learning Maps® (DLM®) alternate assessments in 2021-2022. New test administrators must successfully complete four modules before assessment begins. Training for new test administrators is available in self-directed and facilitated formats.

State policy determines whether a state requires returning test administrators to complete the new training course or the returning training course. The Returning Test Administrator Training is not available in a facilitated format. It is only available in the self-directed format. The following flow charts highlight the differences between the facilitated and self-directed training.

Facilitated Training

The facilitated training session is completed outside of Training Courses. The post-tests are completed inside Training Courses.



Self-Directed Training

All steps of self-directed training are completed inside Training Courses.



NEW TEST ADMINISTRATOR REQUIRED TRAINING

Training is required for all educators who will administer Dynamic Learning Maps® (DLM®) alternate assessments in 2021-2022. New test administrators must successfully complete four modules with a passing score on each module's post-test before assessment begins. The content of the training and post-tests are the same whether completed in the facilitated or self-directed format. Modules must be completed in the order listed below.

Total training time for new test administrators is estimated at approximately two hours and 30 minutes. Total training time will be a little more than that for states that administer the DLM science alternate assessment. The timeframe includes videos and activities, but not the time to independently complete post-tests. Time estimates and brief descriptions of material covered in each module are provided below.

- **Module 1—Overview of the Dynamic Learning Maps® Alternate Assessment System**
Approximately 35 minutes
Topics:
 1. Describe the Components of the DLM Alternate Assessment System
 - a. DLM Maps
 - b. Claims and Conceptual Areas
 - c. DLM Essential Elements
 2. Testlets and Linkage Levels
 3. Clarify the Security Demands of the DLM Alternate Assessment System
- **Module 2—Understanding and Delivering Testlets in the DLM Alternate Assessments**
Approximately 30 minutes
Topics:
 1. Testlet Structure
 2. Item Types
 3. Accessibility Supports
 4. Allowable Practices
 5. Practices to Avoid

- **Module 3—Test Administration and Scoring**

Approximately 35 minutes

Topics:

1. First Contact Survey
2. Test Administration Process
3. Completing Testlets
4. Testlet Information Pages
5. Assessment Windows
6. Assessment Results

- **Module 4—Preparing to Administer the Assessment**

Approximately 20 minutes

Topics:

1. Checking Data
2. Completing the First Contact Survey
3. Utilize Practice Activities and Released Testlets
4. Planning and Scheduling for Assessment Administration Days
5. Considerations for Test Administration

GAIN ACCESS AND LOG IN TO TRAINING COURSES

ACCESSING TRAINING COURSES

Facilitators and test administrators will need a Training Courses account to access the required training. A Training Courses account is created for each test administrator with an active Educator Portal account. In addition, each test administrator must have only one active account in Educator Portal, and the account must have a correct email address and educator identifier.

If the participant is a returning Dynamic Learning Maps® (DLM®) test administrator, they will have Training Courses access by the date the state launches required training.

If the participant is a new DLM test administrator with an activated Educator Portal user account, they will have Training Courses access when the training window opens.

If the participant is a new DLM test administrator without an Educator Portal user account, they will have Training Courses access within three hours after the creation and activation of an Educator Portal account.

LOG IN TO TRAINING COURSES

All facilitators and test administrators will log in to Training Courses to access the training using the same process. A link to the [DLM Training Courses training site](#) is located under the Professional Development tab on the DLM webpage.

Your username is the same email address used for Educator Portal. The first time you log in, use your temporary password: the first part of your email address up to the @ symbol. For example, educator Jane Jones will use her email address, jjones@email.com, as her login name and temporary password, jjones, the first time she logs in to Training Courses. She will then be prompted to change her password. If unable to log in to the training site, check to make sure you have an Educator Portal account, or click **Forgotten your username or password?** If those steps do not resolve the issue, contact your assessment coordinator.

To log in, follow the steps below:

1. Open the latest version of a recommended browser.
2. Go to the [Training Courses training site](#).

3. Enter your **Username** and **Password**.

Log in

Username

Password

Remember username

[Forgotten your username or password?](#)

Cookies must be enabled in your browser [?](#)

FACILITATED TRAINING MODULES

Facilitated training is provided only for new test administrators. Each facilitated training module includes one or more videos, activities, and a post-test. Videos and activities are completed as a group, while participants complete post-tests independently.

ACCESSING FACILITATOR RESOURCES FOR FACILITATED TRAINING

Designated facilitators have access to facilitated training resources in Training Courses. To access these resources, do the following.

1. Log in to Training Courses.
2. Choose Facilitator Resources.


☆ [KS 2021-2022 Required Training for DLM Test Administrators - Facilitator Resources](#)

3. The page lists General Resources at the top and then resources for each testing module. Resources may include videos, video transcripts, and handouts for each section of the required training.




Facilitator Resources for DLM Test Administrator Training

This space contains resources for delivering facilitated training to DLM test administrators.

General Resources

-  [Facilitator Guide to Required Training 2021-22](#)
-  [Guide to Required Training 2021-22](#)

Module 1: About the DLM System

-  [Facilitator Resources Modules 1-4](#)
-  [Video - Module 1](#)
-  [Video Transcript](#)
-  [PowerPoint Presentation](#)
-  [Module 1 Activity](#)
-  [Quiz without Answers](#)
-  [Quiz with Answers](#)

General resources vary by state. However, all facilitators will have access to this document and the participant guide called Guide to 2021-2022 DLM Required Test Administrator Training. Also, the DLM Required Test Administrator Training Facilitator Resources Modules 1-4 is a facilitator guide for the entire training. Each section of training includes videos and PDFs of individual resources. The state will determine if the post-test assessment with answers is available to facilitators. The videos are designed to be downloaded or streamed directly from Vimeo.

PROCEDURES FOR DELIVERING FACILITATED TRAINING

To prepare for and deliver facilitated training, follow these steps:

1. Ensure each participant has only one active Educator Portal account, is assigned the role of Teacher in Educator Portal, and has completed the annual security agreement.
2. Prepare for the training session by doing the following before training day.

- a. Preview the videos before beginning training, either by streaming them or downloading them.
 - b. Make notes of topics to reinforce and questions you anticipate.
 - c. Review the sections of the TEST ADMINISTRATION MANUAL that align with parts of training to familiarize yourself with details for each module as needed. (See the Appendix for a list of TEST ADMINISTRATION MANUAL sections associated with each module.)
3. Set up the training area with equipment.
 4. Deliver facilitated training modules.
 5. Direct users to return to computers and take the post-tests in Training Courses. See the Guide to DLM Required Training for more detail and procedures for participants to access Training Courses.

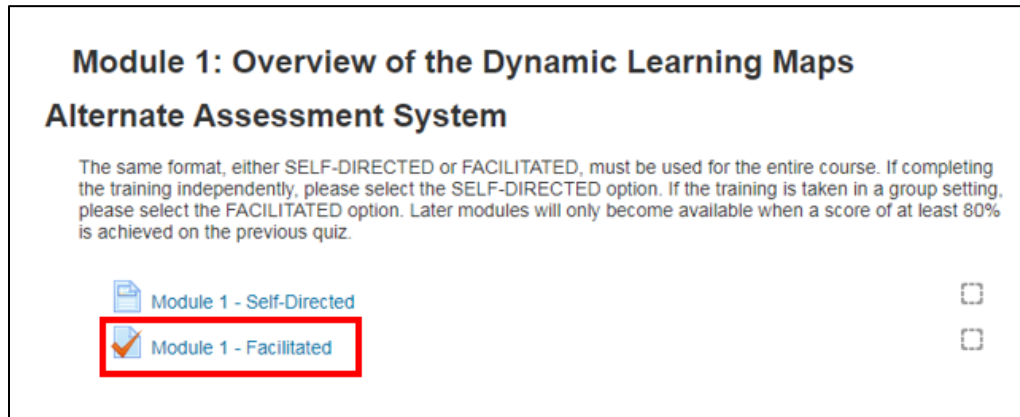
EQUIPMENT REQUIRED FOR DELIVERING A FACILITATED TRAINING

1. Presenter's computer should have access to stream training videos from the internet or have the training videos downloaded to the computer or flash drive to display locally. Videos should be accessed and reviewed well before the training.
2. Videos available from your state's facilitator resources area in Training Courses
3. LCD projector with external speakers or sound system
4. Computers with internet access (optional) are needed for participants to complete the required post-test in [Training Courses](#) after each module. Facilitators have the option to have participants take the post-tests as each training session is completed, or have participants take the post-tests later.

TRAINING SESSIONS

All four facilitated modules can be completed in one or multiple sessions. The modules must be completed sequentially. New test administrators completing facilitated training will log in to Training Courses to complete the post-tests. The main course page in Training Courses contains a greeting and lists the available course(s), either self-directed or facilitated. Facilitated training participants must complete post-tests by selecting the facilitated option.

Figure 1. *Module 1: Facilitated Option*



Only the first module, or part of the course, will be available initially. The next module only becomes available after successfully completing the post-test for the current module with a score of 80% or higher.

Additional detailed information about Required Test Administrator Training, including navigating the required training, post-tests, and monitoring required training completion in Training Courses, can be found in the Guide to DLM Required Test Administrator Training.

POST-TESTS

Each of the four required training modules includes a post-test. Participants must complete every post-test with a score of 80% or greater for the system to register the training as complete. The participant must pass a post-test before being allowed to move on to the next module but has the opportunity to retake a post-test as many times as necessary to achieve a passing score. Post-tests must be completed independently in Training Courses to count toward successful completion of required training.

If your training plan includes having participants complete the post-test after each training session, budget extra time for those who need to retake the post-test. Alternatively, you might plan for all participants to have time to complete the post-test one time during the training day. Participants who have to retake a post-test may return to Training Courses later to retake post-tests as needed. Remember that if a participant does not pass a post-test for a module, the next post-test is not available until the previous module's post-test is retaken and passed.

SELF-DIRECTED TRAINING MODULES

Self-directed training is completed independently by test administrators online. The videos, activities, and post-tests are the same as in the facilitated format.

TRAINING OVERVIEW

An overview of the training process is included below.

- Participants log in to Training Courses to read a welcome greeting and view their available course.
- Clicking on the course opens the page with the available module(s). Modules are only available one at a time, in sequential order. Subsequent modules become available after the previous module's post-test has been successfully completed with a score of 80% or higher.
- Completing a module
 - Modules contain instruction, videos, and activities.
 - Participants are directed to complete the post-test after completing the training portion of the module.
 - Participants can review and change responses prior to submitting the final post-test.
 - After completing the post-test, participants receive a notification either indicating a pass of 80% or higher or the need to retake the post-test if the score was below 80%.
 - Participants can review the questions and correct answers against their own responses.
 - Participants may only return to the review screen for up to two minutes after leaving the results screen.
 - The previous post-test becomes completely unavailable to users once the post-test in the next module starts.
- Participants continue through each module until successfully completing each post-test.
- After successfully completing the fourth module, participants receive a congratulatory message.

HINT: The Test Management tab is only available to a test administrator who has read, agreed to, and signed the Security Agreement in addition to completing the Required Test Administrator Training quizzes at 80% or higher.

Participants are able to email a copy of the completion certificate to the facilitator after finishing the required training.

Additional detailed information about required training, including navigating the required training, post-tests, and monitoring required training completion in Training Courses, can be found in the Guide to Required Test Administrator Training.

RETURNING TEST ADMINISTRATOR TRAINING

Hint: Returning test administrator training is NOT available in a facilitated format. It is only available in the self-directed format. Additionally, see state-specific guidance regarding availability of this option.

State policy determines whether a state requires returning test administrators to complete the new training course or the returning training course.

In states that offer the returning training course, a returning test administrator is identified based on Educator Portal records. If a participant is a returning test administrator from the previous school year and believes to have been mistakenly placed in the course for new test administrators, contact the district assessment coordinator.

The returning test administrator required training takes approximately one hour to one hour and 15 minutes to complete. Training time includes the video and time for participants to independently complete the post-test. The returning test administrator training is not facilitated.

- **Returning Test Administrator Training—Review of the DLM Alternate Assessment**
- Approximately one hour
- Participants will learn how to prepare for the DLM alternate assessment.
 - Review the components of the DLM Alternate Assessment System.
 - Clarify the security demands of the DLM Alternate Assessment System.
 - Review accessibility options and allowable practices.
 - Review test administration practices.

If any post-test is not successfully completed on the first attempt, the returning test administrator must complete additional training. The additional training may take an added 30 minutes to four hours, depending on the areas in which the test administrator was not successful on the first attempt.

Additional detailed information about required training, including navigating the required training, post-tests, and monitoring required training completion in Training Courses, can be found in the Guide to Required Test Administrator Training.

CONTINUING EDUCATION

The DLM Consortium does not provide Continuing Education Units (CEUs) for the completion of modules. However, states and/or local education agencies may offer CEUs. Contact your district assessment coordinator for more information.

APPENDIX

FACILITATORS WHO ARE ALSO TEST ADMINISTRATORS

In some locations, facilitators also serve as test administrators. If the facilitators are also test administrators, they have a teacher role, and they will be enrolled in the appropriate course automatically via Educator Portal, just like the other test administrators.

Some states require facilitators to complete training themselves regardless of whether they are test administrators. If this is the case, all facilitators will also be enrolled as students in the training course and will be expected to complete the course.

CROSS-REFERENCE TRAINING MODULES TO OTHER DLM RESOURCES

Part 1

Table 2

Overview of the DLM Alternate Assessment System

Module Topics	Manual/Resource	Section
Describe the components of the DLM Alternate Assessment System: <ul style="list-style-type: none"> • DLM Maps • Claims and Conceptual Areas • DLM Essential Elements • Testlets and Linkage Levels 	<i>Test Administration</i>	About the Dynamic Learning Maps® Alternate Assessment System: The Dynamic Learning Maps Foundation
Describe the components of the DLM Alternate Assessment System: <ul style="list-style-type: none"> • DLM Maps • Claims and Conceptual Areas • DLM Essential Elements • Testlets and Linkage Levels • Clarify the security demands of the DLM Alternate Assessment System 	<i>Test Administration</i> <i>Test Administration</i>	About the Dynamic Learning Maps Alternate Assessment System: Essential Elements About the Dynamic Learning Maps Alternate Assessment System: The Relationship Between English Language Arts and Mathematics Essential Elements, Nodes, and Mini-Maps Before Beginning Assessments: Complete the Security Agreement

Part 2

Table 3

Understanding and Delivering Testlets in the DLM Alternate Assessment System

Module Topics	Manual/Resource	Section
Testlet Structure	<i>Test Administration</i>	Computer-Delivered Testlets: General Structure of Computer-Delivered Testlets
Testlet Structure	<i>Test Administration</i>	Teacher-Administered Testlets: General Structure of Teacher-Administered Testlets
Item Types	<i>Test Administration</i>	Computer-Delivered Testlets: Computer-Delivered Item Types
Completing Testlets	<i>Test Administration</i>	Kite [®] Student Portal User Guide: Begin Operational Assessment
Standard Test Administration Process	<i>Test Administration</i>	Kite Student Portal User Guide: Begin Operational Assessment
Accessibility Supports	<i>Accessibility</i>	Demonstration of Personal Needs and Preferences Supports: What Students Will See
Allowable Practices	<i>Test Administration</i>	Practices Allowed
Practices to Avoid	<i>Test Administration</i>	Practices Not Allowed

Part 3

Table 4

Test Administration and Scoring

Module Topics	Manual/Resource	Section
First Contact Survey	<i>Test Administration</i>	Complete or Update First Contact Survey Settings
First Contact Survey Test Administration Process	<i>Educator Portal User Guide</i> <i>Test Administration</i>	Manage Student Data: Complete the First Contact Survey Computer-Delivered Testlets: Computer-Delivered Testlet Completion
Test Administration Process Testlet Information Pages	<i>Test Administration</i> <i>Test Administration</i>	Teacher-Administered Testlets: Teacher-Administered Testlet Administration Retrieve Testlet Information Page and Gather Materials
Assessment Windows	<i>Test Administration</i>	How the Assessment System Works: Overview
Assessment Results	<i>Test Administration</i>	How the Assessment System Works: Assessment Results
Assessment Results	<i>Test Administration</i>	Guidelines for Instructionally Embedded Assessments: View Progress Reports Spring Assessments: Access Individual Student Score Reports

Part 4

Table 5

Preparing to Administer the Assessment

Module Topics	Manual/Resource	Section
Checking Data	<i>Educator Portal User Guide</i>	Manage Student Data: View and Check Student Data
Checking Data Completing the First Contact Survey	<i>Educator Portal User Guide</i> <i>Test Administration</i>	Access Reports and Data Extracts Manage Student Data: Complete the First Contact Survey
Utilize Practice Activities and Released Testlets	<i>Test Administration</i>	Prepare for Assessment with Practice Activities and Released Testlets
Planning and Scheduling for Assessment Administration Days	<i>Test Administration</i>	Schedule and Arrange Assessment Sessions
Considerations for Test Administration	<i>Test Administration</i>	Kite Student Portal User Guide

DOCUMENT HISTORY

NOTE: Page numbers are valid ONLY for the date and version noted.
They may change in future versions.

Date	Section Name/ Summary of Changes	Starting Page
07/15/2021	Minor edits throughout	Throughout