



Illinois State Board of Education

December 7, 2023

Lexile/Quantile Tools/Resources



**Educators,
Parents &
Students Can
Access Free
Resources**


The **Lexile® & Quantile® Hub** is a convenient online platform that provides educators, parents and students with easy access to more than a dozen new and enhanced reading and math tools. The Hub provides:

- ✓ **Everything in one place.** Discover new and enhanced tools that support student learning and growth in reading and math.
- ✓ **Better support.** Enjoy quick start guides and video tutorials.
- ✓ **Flexibility.** Navigate to tools without signing in or unlock additional feature sets by registering.



Lexile tools are available
at [Hub.Lexile.com](https://hub.lexile.com).

Growth Planner



DEPARTMENT OF PUBLIC INSTRUCTION

QUICK LINKS ★

Lexile & Quantile Educator Academy

K-2 Tools


- Find a Decodable Book
- Decodable Passages

Lexile® Tools

- Find a Book
- Grade Level Charts
- Text Analyzer
- Growth Planner**
- Career Database
- WordLists

Quantile® Tools

- Teacher Assistant
- Math@Home
- Math Skills Database
- Growth Planner
- Career Database
- Measures Manager

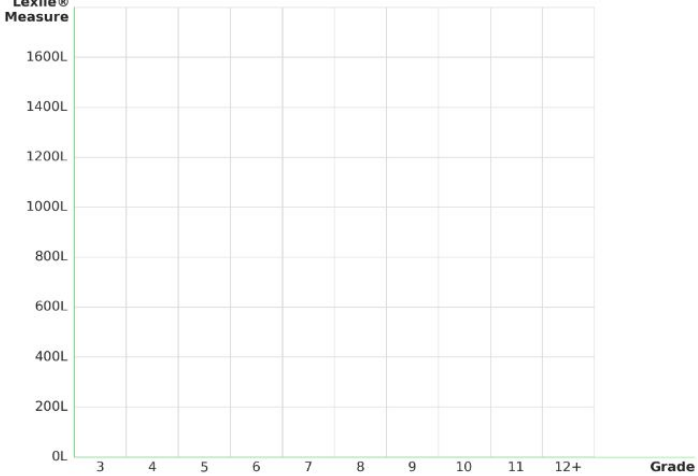


WHAT IS YOUR PROJECTED GROWTH?

The Lexile Growth Planner® uses Lexile measures to display recorded and projected growth in reading abilities. To begin, click on the Add/Edit Measure button to enter your Lexile measures from statewide annual assessments.


YOUR GROWTH PLANNER RESULTS

[Add/Edit Measure](#) [Add/Edit Career](#)



To see your forecasted growth, please add one or more measures by clicking on the "Add/Edit Measure" button.

Growth Planner




LEXILE
GROWTH PLANNER

WHAT IS YOUR PROJECTED GROWTH?

The Lexile Growth Planner® uses Lexile measures to display recorded and projected annual assessments.

YOUR GROWTH PLANNER RESULTS



Lexile® Measure

1600L
1400L
1200L
1000L
800L
600L
400L
200L
0L

3 4 5 6 7 8 9

WHAT CAN YOU DO NEXT?

QUICK LINKS

- Lexile & Quantile Educator Academy
- K-2 Tools
 - Find a Decodable Book
 - Decodable Passages
- Lexile® Tools
 - Find a Book
 - Grade Level Charts
 - Text Analyzer
 - Growth Planner
 - Career Database
 - Word Lists
- Quantile® Tools
 - Teacher Assistant
 - Math@Home
 - Math Skills Database
 - Growth Planner
 - Career Database
 - Measures Manager

Add/Edit a Lexile Measure

Add your Lexile measures below. For each Lexile measure include the date the measure was obtained, the student's grade when the measure was obtained, and the school year start date for that grade.

Only add two measures per grade.
Only use Lexile measures from end-of-course or end-of-grade tests.

Shown on Graph

- ☐ Lexile Measure
- ☐ Pathway for Reading Readiness
- ☐ Estimated Growth Path
- ☐ Lexile Measure Percentile Graph

Additional Data

- ☒ Recommended Growth Path
- ☒ University Readiness Range
- ☒ Community College Readiness Range
- ☒ Workplace Readiness Range

Fields with an * are required.

Lexile Measure *	Test Month *	Grade *	School Year Start Month *
1130L	04/23	Grade 8	08/22
Lexile Measure *	Test Month *	Grade *	School Year Start Month *
1060L	04/22	Grade 7	08/21
Lexile Measure *	Test Month *	Grade *	School Year Start Month *
980L	04/21	Grade 6	08/20

+ Add Measure

Submit

Growth Planner



QUICK LINKS ★

Lexile & Quantile Educator Academy

K-2 Tools

Find a Decodable Book

Decodable Passages

Lexile® Tools

Find a Book

Grade Level Charts

Text Analyzer

Growth Planner

Career Database

WordLists

Quantile® Tools

Teacher Assistant

Math@Home

Math Skills Database

Growth Planner

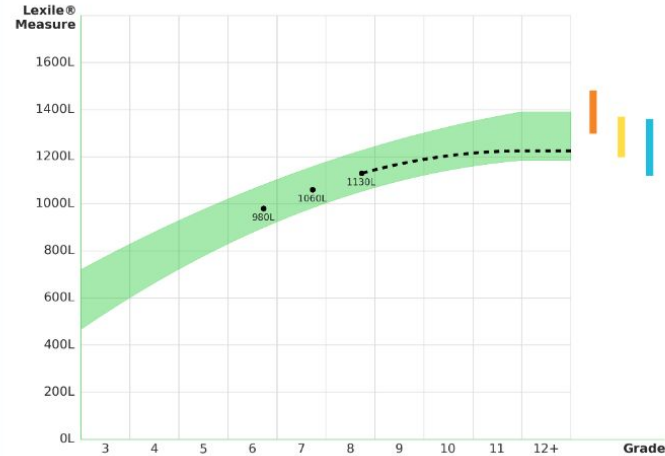
Career Database



WHAT IS YOUR PROJECTED GROWTH?

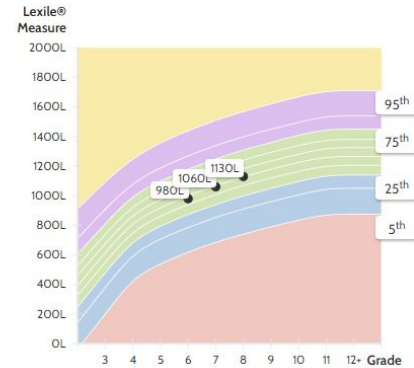
The Lexile Growth Planner® uses Lexile measures to display recorded and projected growth in reading abilities. To begin, click on the Add/Edit Measure button to enter your Lexile measures from statewide annual assessments.

YOUR GROWTH PLANNER RESULTS

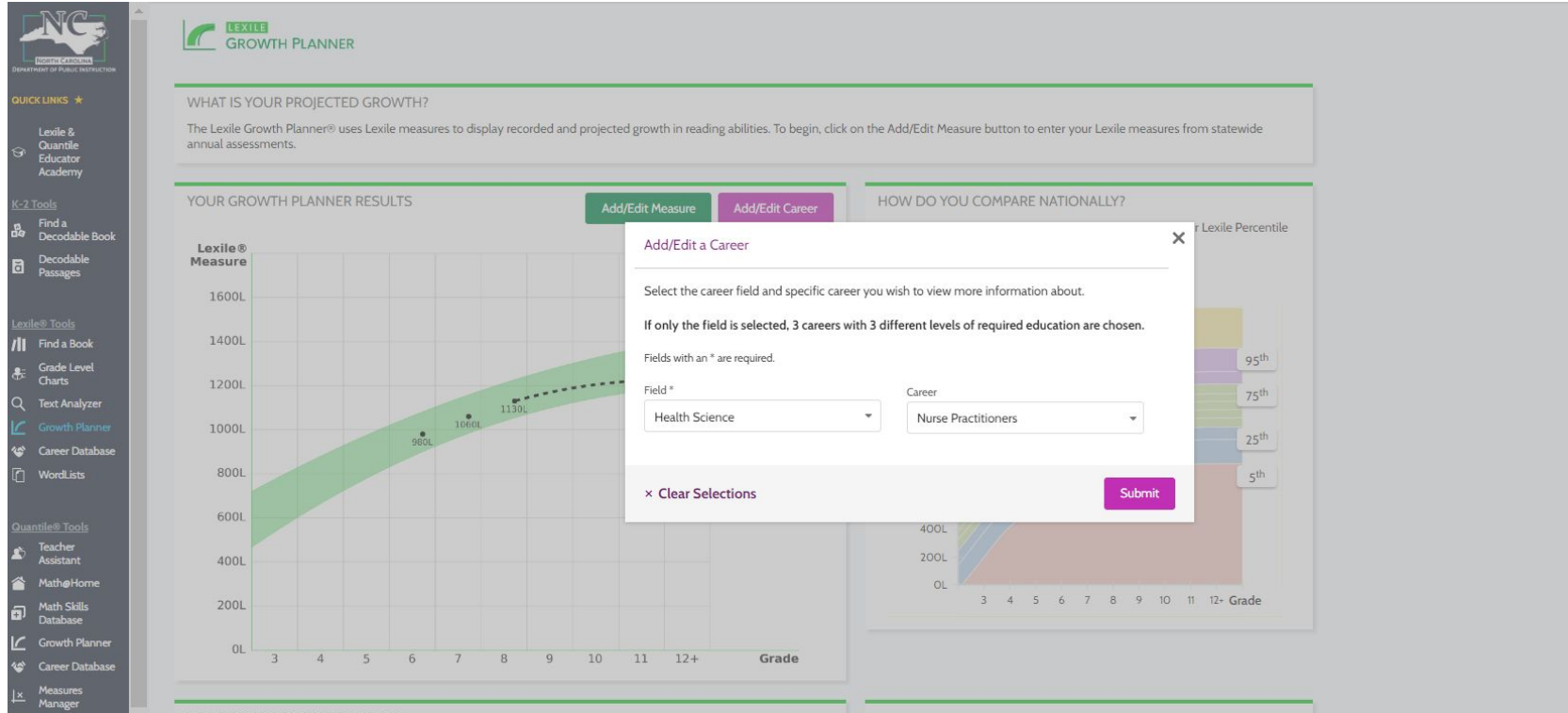
[Add/Edit Measure](#)[Add/Edit Career](#)

HOW DO YOU COMPARE NATIONALLY?


What does your score mean on a National Level? Check your Lexile Percentile Score.



Growth Planner




Growth Planner



QUICK LINKS ★

- Lexile & Quantile Educator Academy
- K-2 Tools
 - Find a Decodable Book
 - Decodable Passages
- Lexile® Tools
 - Find a Book
 - Grade Level Charts
 - Text Analyzer
 - Growth Planner
 - Career Database
 - WordLists
- Quantile® Tools
 - Teacher Assistant
 - Math@Home
 - Math Skills Database
 - Growth Planner
 - Career Database
 - Measures Manager

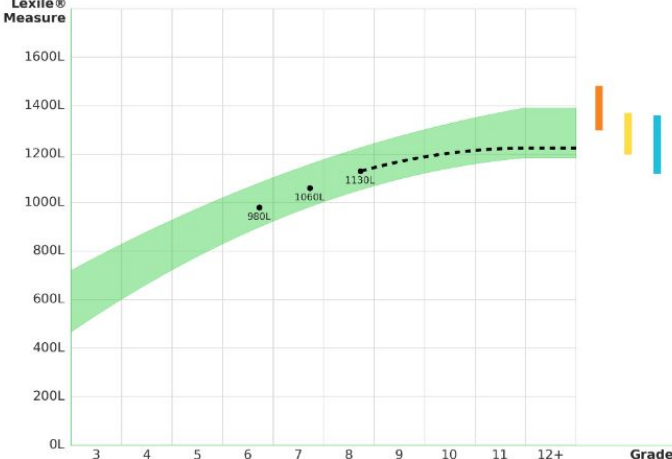


WHAT IS YOUR PROJECTED GROWTH?

The Lexile Growth Planner® uses Lexile measures to display recorded and projected growth in reading abilities. To begin, click on the Add/Edit Measure button to enter your Lexile measures from statewide annual assessments.

YOUR GROWTH PLANNER RESULTS

Add/Edit MeasureAdd/Edit Career



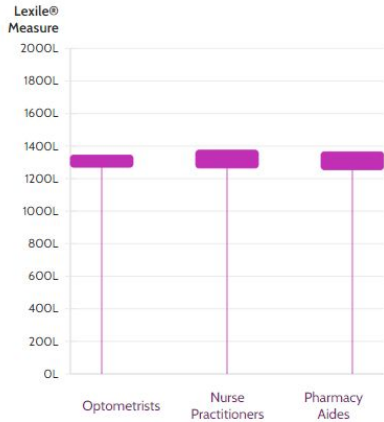
The graph displays a green shaded area representing the range of projected growth, with a dashed line indicating the specific growth path. Data points are plotted for Lexile measures 980L, 1060L, and 1130L at various grade levels.

Grade	Lexile Measure
6	980L
7	1060L
8	1130L

YOUR COLLEGE & CAREER READINESS

Health Science


The Lexile measure range spans the 50th to 75th percentiles of the reading complexity of entry-level materials for a career. ⓘ



The chart shows that all three careers have a Lexile measure range between 1200L and 1400L.

Career	Lexile Measure Range
Optometrists	1200L - 1400L
Nurse Practitioners	1200L - 1400L
Pharmacy Aides	1200L - 1400L

Growth Planner



DEPARTMENT OF PUBLIC INSTRUCTION

QUICK LINKS ★

- Lexile & Quantile Educator Academy
- K-2 Tools
 - Find a Decodable Book
 - Decodable Passages
- Lexile® Tools
 - Find a Book
 - Grade Level Charts
 - Text Analyzer
 - Growth Planner
 - Career Database
 - WordLists
- Quantile® Tools
 - Teacher Assistant
 - Math@Home
 - Math Skills Database
 - Growth Planner
 - Career Database
 - Measures Manager
- See All Tools
- Membership Options

Nurse Practitioners

JOB SUMMARY

Diagnose and treat acute, episodic, or chronic illness, independently or as part of a healthcare team. May focus on health promotion and disease prevention. May order, perform, or interpret diagnostic tests such as lab work and x rays. May prescribe medication. Must be registered nurses who have specialized graduate education.

This occupation has been rated as **BRIGHT OUTLOOK** ⓘ

EDUCATION LEVEL REQUIRED

 Master's Degree (18 years)

ESSENTIAL EDUCATION ⓘ

Medicine and Dentistry, Biology, Psychology, Customer and Personal Service, Therapy and Counseling, Sociology and Anthropology, Mathematics, Chemistry, Administration and Management, Computers and Electronics

GROWTH PLANNER

The Student's Estimated Lexile Measure for grade 12 indicates that they may need to devote extra attention to be prepared for the complexity of entry-level materials for Nurse Practitioners

1360L
1280L

This career is aligned to the Workplace Readiness Range, University Readiness Range, Community College Readiness Range

← Edit Measure and/or Career

HOW DOES THIS CAREER COMPARE NATIONALLY?



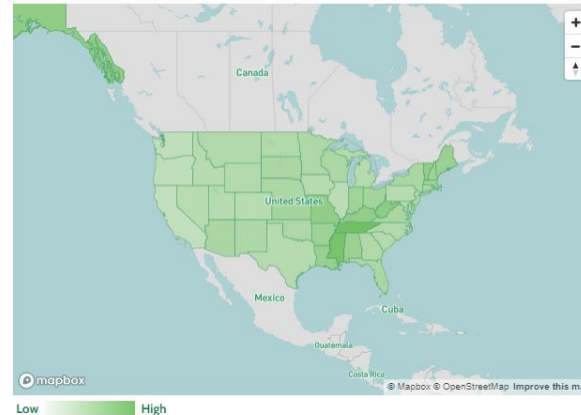
SEE CAREER INFORMATION IN A SPECIFIC STATE

Fields with an * are required.

State *

Select State ▼

TOTAL EMPLOYMENT



ELECTRONICS

9

Lexile and Quantile Growth Planner

Based on past Lexile and Quantile measures from your statewide annual test, the Lexile and Quantile Growth Planners:

- predict students' expected growth by showing their projected Lexile and Quantile measures by the end of Grade 12.
- determine if students are on track with their reading and mathematics to be college- and career-ready.
- show how students compare to others across the nation.

Student Preparedness for the Reading and Math Demands of Careers

MetaMetrics can analyze information related to the percentages of students who are likely on-track at the end of Grade 12 for the reading and mathematics demands of specific careers. This information can be used to describe the percentage of students at each grade level that are “on the path” towards being prepared for individual careers.



Any Questions?

Connect With Us

METAMETRICS, INC.

1000 Park Forty Plaza Drive
Suite 120
Durham, North Carolina 27713
+1.919.547.3400

LEARN MORE

For more information, visit:
[MetaMetricsInc.com](https://www.MetaMetricsInc.com)
[Lexile.com](https://www.Lexile.com)
[Quantiles.com](https://www.Quantiles.com)
[Lexile.Global](https://www.Lexile.Global)

FOLLOW US ON SOCIAL MEDIA



TWITTER
[@MetaMetrics_Inc](https://twitter.com/MetaMetrics_Inc)
[@Lexile_Quantile](https://twitter.com/Lexile_Quantile)



FACEBOOK
[@LexileFramework](https://www.facebook.com/LexileFramework) [@QuantileFramework](https://www.facebook.com/QuantileFramework)



INSTAGRAM
www.instagram.com/lexile_quantile/



LINKEDIN
www.linkedin.com/company/metametrics-inc-

