

---

# Official SAT Practice on Khan Academy

Sign up for free at:  
[satpractice.org](https://satpractice.org)

**SAT**

 CollegeBoard

# Agenda

## Official SAT Practice on Khan Academy

It's really about building student confidence and giving all students the feeling that they can succeed on the SAT and open up opportunities for their future.

Coaching Feature – NEW

Essay Practice and Support

Review on how to Link College Board and Khan Academy Accounts

Resources and Tools



---

# Coach Resources for Official SAT Practice

# Coach Resources for Official SAT Practice

Allow teachers, counselors and other educators see student progress and provide targeted help based on their practice

## **Features include:**

### **Recommended SAT Skills to focus on based on class performance**

- Lesson Plans created by teachers for teachers available for skills in Math, Reading, and Writing
- Additional Khan Academy content

### **Recent SAT activity by student**

- Top recommended skills for practice
- Upcoming SAT test date
- Notification if account is connected to their College Board account

### **Individual progress by each student**

- Questions attempted, answer choices, and correct answers
- Practice Test scores

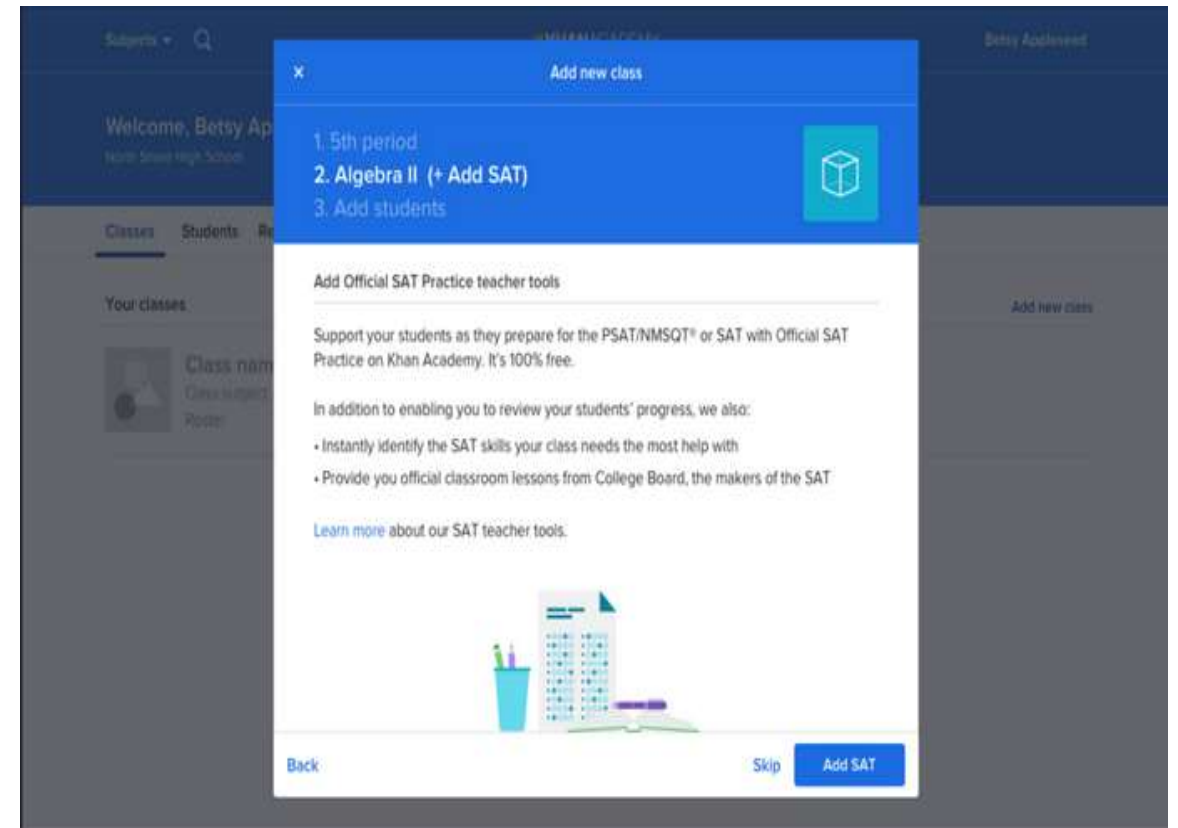
## STEP 1: Under name, select “Coach Dashboard”

The screenshot shows the Khan Academy Coach Dashboard in a web browser. The browser's address bar displays the URL <https://www.khanacademy.org/coach/dashboard>. The page header includes a "Subjects" dropdown, a search bar, the Khan Academy logo, and the user's name "Aya Takemoto". A blue banner at the top left says "Welcome, Aya Takemoto" with a link to "Add your school". To the right of the banner is a "Notifications · 0" link. Below the banner are three tabs: "Classes" (selected), "Students", and "Resources". On the right side, a user menu is open, showing options: "Profile", "Coach dashboard" (highlighted with a black box), "Add children", "Settings", "Help", and "Log out". The main content area, titled "Your classes", lists three items: "Algebra II" (with a graph icon and "1 student"), "Official SAT Practice TEST" (with a SAT logo icon and "4 students"), and "OSP test" (with a SAT logo icon and "3 students").

# Setup a Class: Option 1

Add SAT coach tools to a regular subject class (math, English, science, etc.)

1. Select “Add new class.”
2. Name your class and hit next—or if you already have a class, - you can import from Google Classroom.
3. In the subject picker, select the primary subject for your class.
4. **In the next step, you will be invited to add the SAT coach tools. Click "Add SAT".**
5. Add students to your class or skip and finish class creation.
6. Select your new class in the dashboard, and go to the newly created SAT tab



# Setup a Class: Option 2

## Create class specifically for SAT prep

1. Select “Add new class.”
2. Name your class and hit next—or if you already have a class, - you can import from Google Classroom.
3. In the subject picker, scroll down and select SAT.
4. Add students to your class or skip and finish class creation.
5. Select your new class in the dashboard, and go to the newly created SAT tab.

**Add new class**

1. Trigonometry 4th period  
2. **Add subject**  
3. Add students

☐ Organic chemistry  
☐ Biology  
☐ AP Biology  
☐ Health and medicine  
☐ Electrical engineering

**Economics & finance**  
☐ Microeconomics  
☐ Macroeconomics  
☐ Finance and capital markets

**Test prep**  
☒ SAT  
☐ MCAT  
☐ GMAT  
☐ IIT JEE  
☐ NCLEX-RN

**College, careers, & more**  
☐ College admissions  
☐ Careers  
☐ Personal finance  
☐ Entrepreneurship

My subject isn't listed  
☐ Other

[Back](#) [Skip](#) [Next](#)



# Setup a Class: Option 3

## Adjust settings of existing class

1. Select the relevant class.
2. Navigate to that class's Settings tab.
3. Select Turn on SAT test preparation reporting.
4. Locate and navigate to the newly created SAT tab in the class.

The screenshot shows the Khan Academy interface for a class named 'Trigonometry 4th period'. The top navigation bar includes 'Subjects', a search bar, the 'KHANACADEMY' logo, and a user profile icon labeled 'anj'. Below the navigation bar, there's a header section with a back link '< Back to all classes', the class name 'Trigonometry 4th period' with a dropdown arrow, and the class code 'R4A6W4'. A horizontal menu contains tabs for 'Assignments', 'Progress', 'Skill Progress', 'Activity', 'Roster', and 'Settings', with 'Settings' being the active tab. The 'Settings' section includes a 'Delete this class' link. The 'Class name' field contains 'Trigonometry 4th period' and a 'Save' button. The 'Subject' field shows 'No subject' with a 'Change subject' link. The 'SAT test preparation' section features a checkbox labeled 'Turn on SAT test preparation reporting', which is highlighted with a green box and a green arrow. Below this is the 'Sync with Google Classroom' section with an unchecked checkbox. The 'Email' section has a checked checkbox for 'Subscribe to a weekly class summary'.

Subjects Search KHANACADEMY anj

< Back to all classes Trigonometry 4th period Class code R4A6W4

Assignments Progress Skill Progress Activity Roster Settings

Settings Delete this class

Class name

Trigonometry 4th period Save

Subject

No subject Change subject

SAT test preparation

☐ Turn on SAT test preparation reporting

Sync with Google Classroom

☐ Sync with Google Classroom

Email

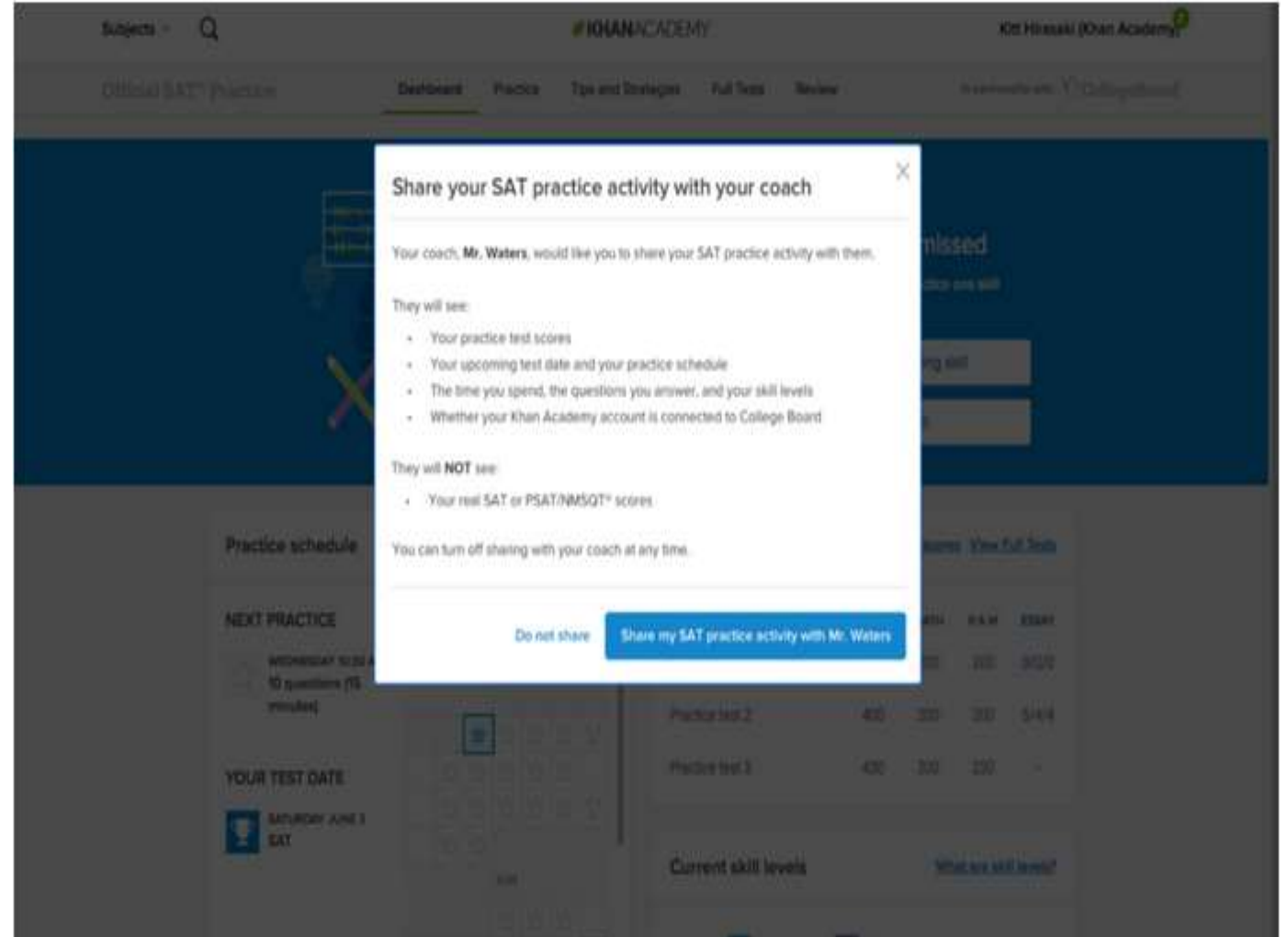
☒ Subscribe to a weekly class summary



## STEP 2: Adding Students

Once you've created your class and enabled the SAT tools, all of the students in that class will automatically get an invitation to share their SAT activity with you.

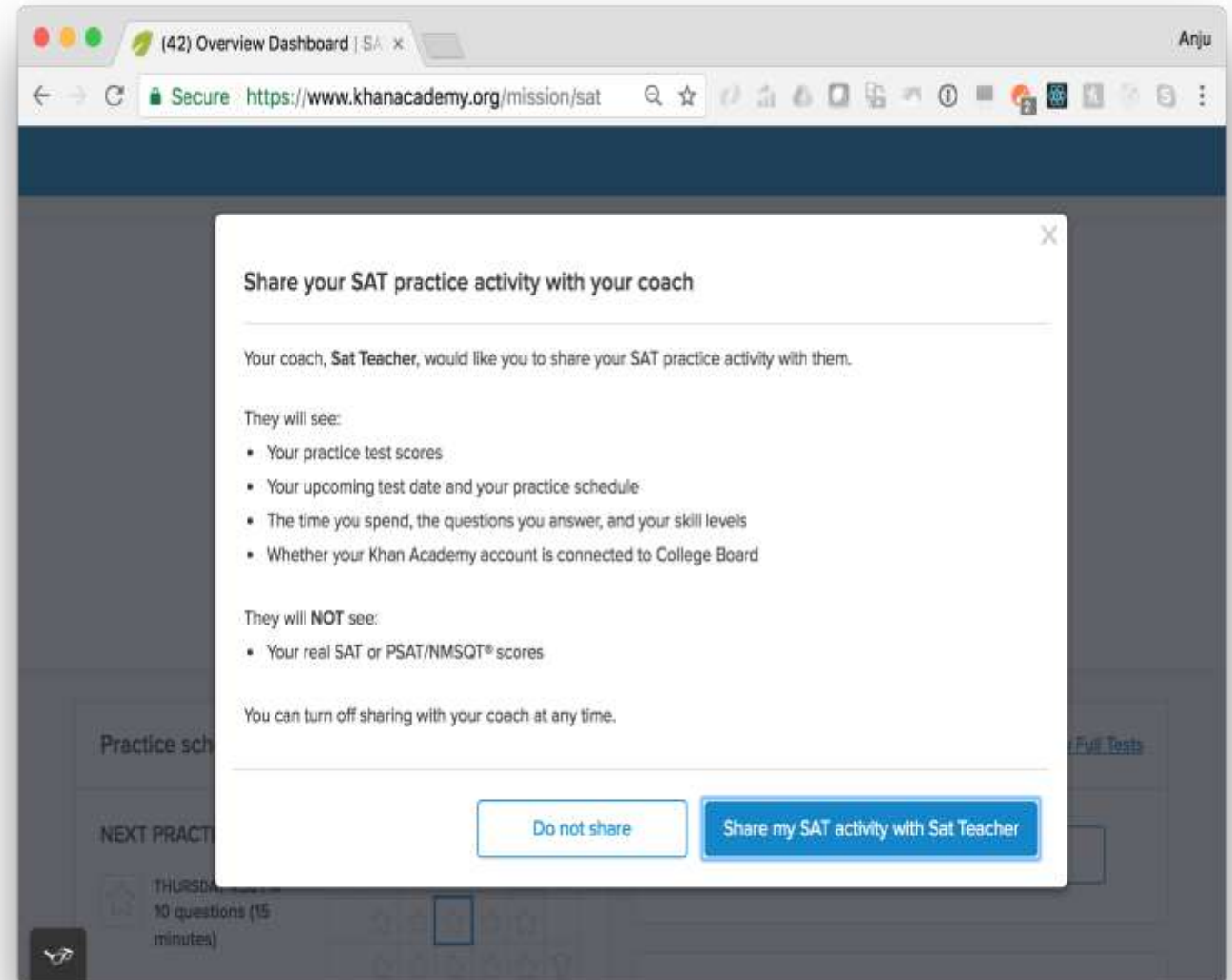
The first time they log in to Official SAT Practice after you've enabled the SAT coach tools and added students, they will see a pop-up on their SAT Dashboard. Once they agree to share, you will start seeing their information in your class.



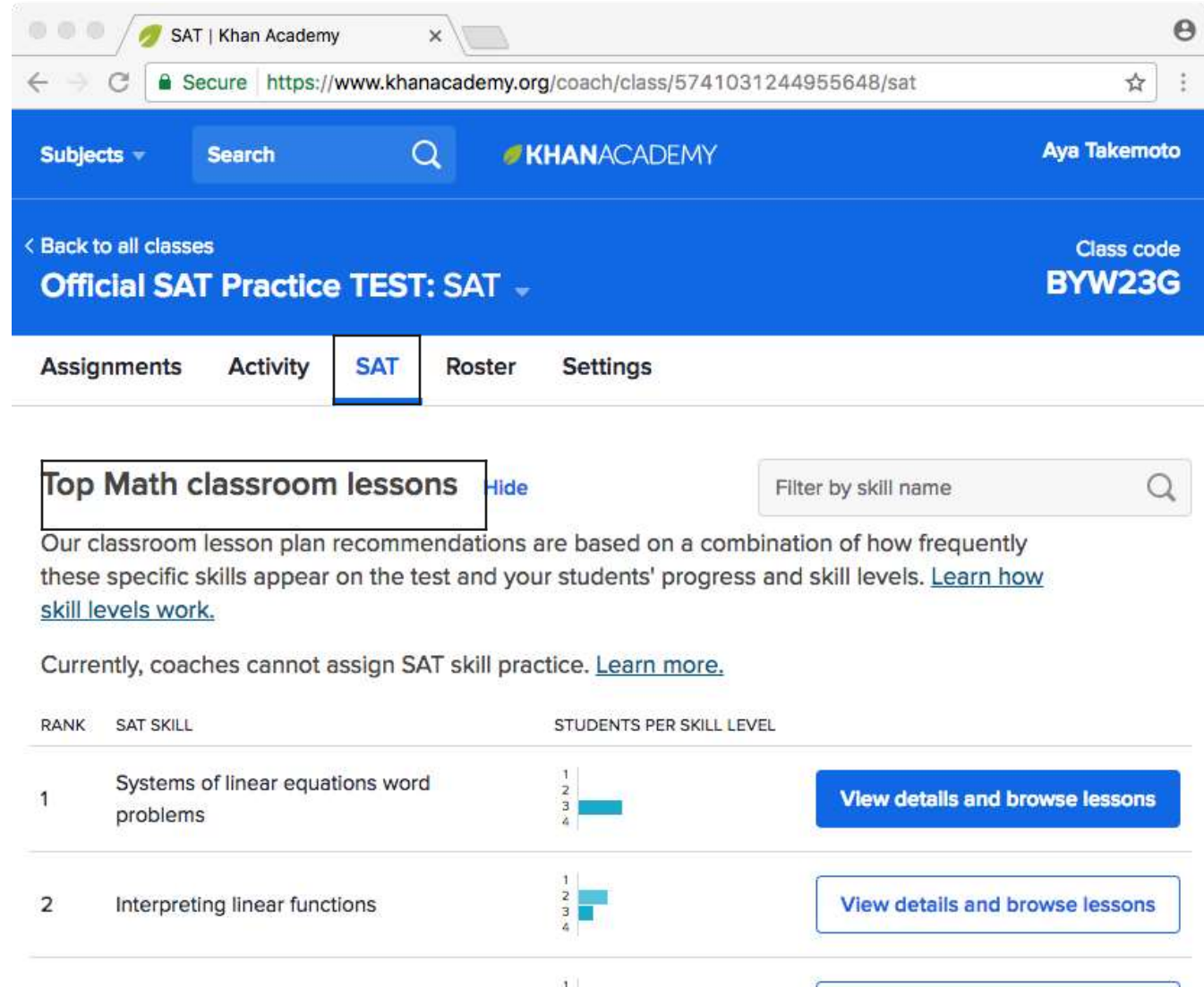
## Student permissions:

Students you added to your class will receive the following message



Note: In addition to adding a student to your class, your student will need to accept the SAT coach data sharing agreement. When you add students to an SAT class, they will see the following image on their SAT dashboard prompting them to share SAT data with you.



## STEP 3: Click on class under Coach Dashboard and SAT tab to view student progress



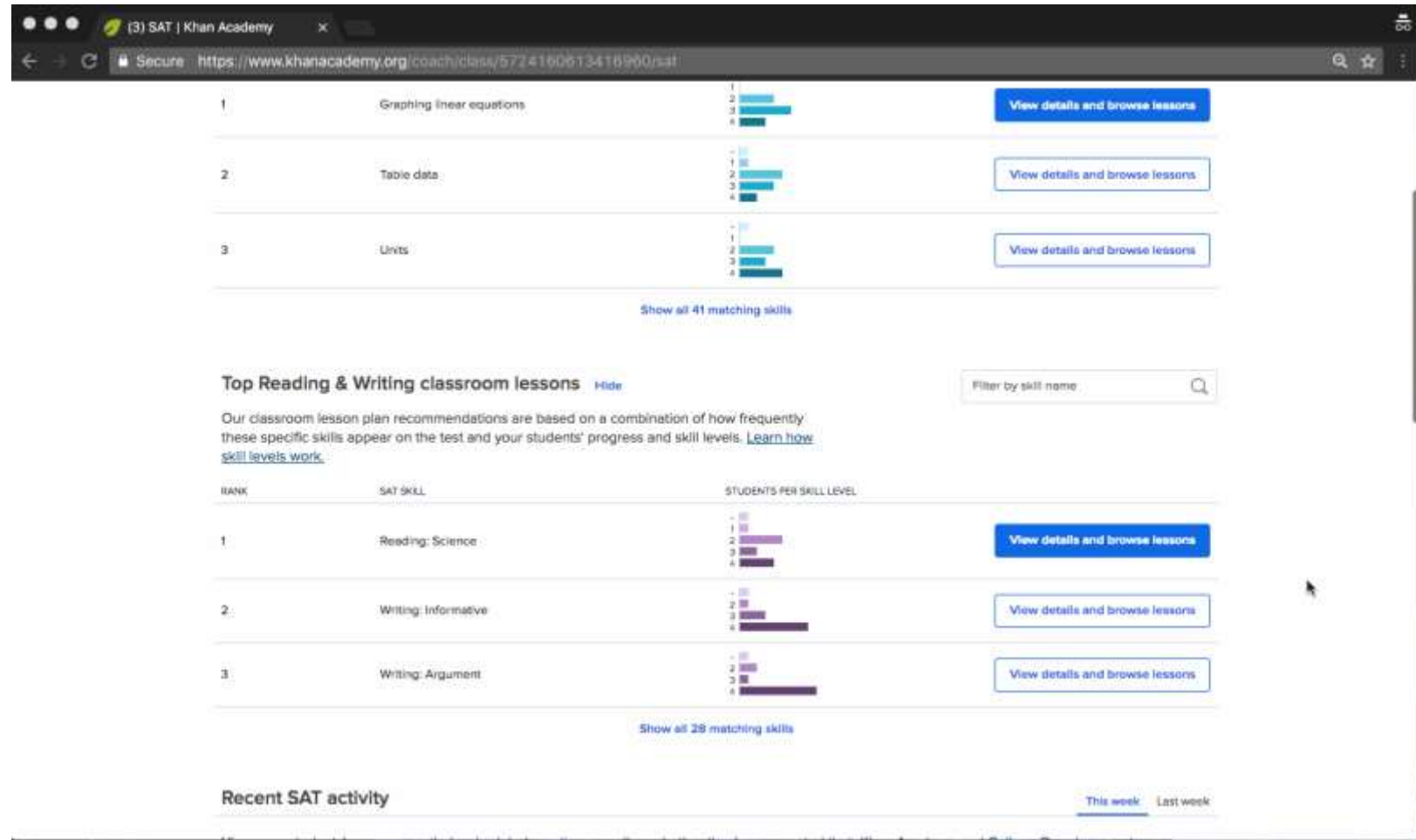
The screenshot shows the Khan Academy Coach Dashboard for a class named "Official SAT Practice TEST: SAT" with class code BYW23G. The "SAT" tab is selected in the navigation bar. The main content area displays "Top Math classroom lessons" with a "Hide" button and a search filter "Filter by skill name". Below this, there is a table of lessons with their ranks, skill names, and student progress bar charts. Each row has a "View details and browse lessons" button.

RANK	SAT SKILL	STUDENTS PER SKILL LEVEL	Action
1	Systems of linear equations word problems		<a href="#">View details and browse lessons</a>
2	Interpreting linear functions		<a href="#">View details and browse lessons</a>

# Under SAT tab, this is your class view

In the SAT tab of the class, you'll see the following sections:

1. Top Math classroom lessons
2. Top Reading & Writing classroom lessons
3. Recent SAT activity
4. Students who have not yet shared their SAT activity



# View Details and Browse Lessons

Lesson plan by teachers for teachers

Official SAT Practice worked Samples

Related Content

Top recommended practice

Student Skill levels

The screenshot shows a web browser window with the URL <https://www.khanacademy.org/coach/class/5741031244955648/sat>. The page displays a table of skills with columns for RANK, SAT SKILL, and STUDENTS PER SKILL LEVEL. The first skill, 'Systems of linear equations word', is highlighted. A modal window titled 'Systems of linear equations word problems' is open, showing 'Heart of algebra • Medium frequency on test'. The modal is divided into three sections: 'Lesson Content', 'Official SAT Practice worked examples', and 'Related content'. The 'Lesson Content' section includes a document icon and the text 'Lesson 3: Systems of Linear Equations and Inequalities in Context' and 'SAT Math Lesson Plans'. The 'Official SAT Practice worked examples' section includes a video player icon and the text 'Systems of linear equations word problems — Harder example' and 'Official SAT Practice examples'. The 'Related content' section includes a video player icon and the text 'Tutorial: Systems of equations word'. The right side of the modal shows 'Top recommended practice for' with 'No students' and 'Student skill levels' with a bar chart showing levels 1, 2, 3, and 4. A note states 'Currently, coaches cannot assign SAT skill practice. [Learn more.](#)'.

RANK	SAT SKILL	STUDENTS PER SKILL LEVEL
1	Systems of linear equations word	1 2 3


[View details and browse lessons](#)

### Systems of linear equations word problems

Heart of algebra • Medium frequency on test


#### Lesson Content

Lesson plans for teachers, by teachers

 **Article**


Lesson 3: Systems of Linear Equations and Inequalities in Context  
SAT Math Lesson Plans

#### Official SAT Practice worked examples

 **3:22**

Systems of linear equations word problems — Harder example  
Official SAT Practice examples

#### Related content



**Tutorial: Systems of equations word**


#### Top recommended practice for

No students


#### Student skill levels

1  
2  
3  
4

Currently, coaches cannot assign SAT skill practice. [Learn more.](#)

 **Level 1**

No students

 **Level 2**



# Student Tab

Teachers will also receive a weekly notification about their student's progress. These emails will include information about practice tests students just completed or have upcoming this week, plus a summary of student's activity for the past week.

The screenshot shows the Khan Academy Student Tab interface for a student named anju. The URL is [https://www.khanacademy.org/coach/student/kaid\\_16247334258331136154935/sat](https://www.khanacademy.org/coach/student/kaid_16247334258331136154935/sat). The interface is divided into several sections:

- SAT**: The main heading for the section.
- Top recommended practice**: A section with two columns of recommendations.
  - Math**:
    - SKILL PRACTICE: Graphing linear equations
    - TIMED MINI-SECTION: Math (Calculator OK)
  - Reading & Writing**:
    - SKILL PRACTICE: Reading: History
    - SKILL PRACTICE: Grammar: Pronoun clarity
    - TIMED MINI-SECTION: Writing and language
- Completed practice**: A table showing practice history.

Completed practice		AI	Math	Reading & Writing	Essay
<b>July 5</b> CORRECT					
65 min	PRACTICE EXAM 4 SECTION: Math (Calculator OK)				5 / 38
<b>June 28</b> CORRECT					
25 min	PRACTICE EXAM 4 SECTION: Math (No calculator)				0 / 20
<b>June 1</b> CORRECT					
65 min	PRACTICE EXAM 5 SECTION: Reading				0 / 52
	SKILL PRACTICE: Writing: Informative				3 / 11
- Recent activity**: A table showing activity for the current and last week.

WEEK	QUESTIONS
This week	0 / 50
Last week	21 / 50
- Practice plan**: A calendar view showing a practice plan for the week of August 21st to 27th. The 22nd is highlighted with a blue box.
- Test Date**: Saturday, August 26 SAT, 45 days away, Not registered.
- Overall levels**: A section at the bottom of the page.





---

# Khan Academy SAT Essay Practice

.

# New Essay Practice!

- Practice Tests 1 and 2 have essay passages and prompts. Students can receive scores on these essays.
- Official SAT Practice on Khan Academy includes 6 additional practice prompts with practice exams (available to print and practice and is not computer scored).
- The system analyzes student's writing and gives specific recommendations for how to improve their writing in the three areas scored on the SAT essay: Reading, Analysis, and Writing.
- Students get "Signal Strengths" to get a sense for how well the essay is measuring against different criteria.
- Students can revise and rewrite to improve the essay and writing skills.
- An optional prewriting area is provided to outline and organize ideas.
- Students can view the rubric used to evaluate SAT essays.
- Tips and Strategies are available to help students approach the essay task.

# New! Official SAT Practice for the SAT Essay

<https://www.khanacademy.org/mission/sat/practice/essay>

The screenshot shows the Khan Academy SAT Practice interface. At the top, there's a navigation bar with 'Subjects' and a search icon on the left, the 'KHANACADEMY' logo in the center, and the user name 'marjaymor' on the right. Below this is a sub-navigation bar with 'Official SAT® Practice' on the left and 'Dashboard', 'Practice' (highlighted), 'Tips and Strategies', 'Full Tests', and 'Review' on the right. To the right of these tabs is the text 'In partnership with' followed by the CollegeBoard logo. Below the sub-navigation bar are three tabs: 'MATH', 'READING & WRITING', and 'ESSAY' (highlighted in blue). The main content area has a heading 'Practice for the optional essay' followed by a paragraph: 'As you write these essays, our system will give you dynamic feedback on how to revise and improve your essay. These practices are untimed and focused on building your writing skills.' Below this is a section titled 'Available' containing three rows of essay prompts. Each row has a blue icon with a pencil, the prompt text, and a button. The first row is 'Jimmy Carter, "Foreword to Arctic National Wildlife Refuge: Seasons of Life and Land, A Photographic Journey by Subhankar Banerjee"' with a 'Continue' button. The second row is 'Martin Luther King Jr., "Beyond Vietnam — A Time to Break Silence"' with a 'Practice' button. The third row is 'Eliana Dockterman, "The Digital Parent Trap"' with a 'Practice' button. At the bottom, it says 'Essay practice powered by' followed by the 'revision assistant' logo.

Subjects KHANACADEMY marjaymor

Official SAT® Practice Dashboard Practice Tips and Strategies Full Tests Review In partnership with CollegeBoard

MATH READING & WRITING ESSAY

### Practice for the optional essay

As you write these essays, our system will give you dynamic feedback on how to revise and improve your essay. These practices are untimed and focused on building your writing skills.

Available

	Jimmy Carter, "Foreword to Arctic National Wildlife Refuge: Seasons of Life and Land, A Photographic Journey by Subhankar Banerjee"	Continue
	Martin Luther King Jr., "Beyond Vietnam — A Time to Break Silence"	Practice
	Eliana Dockterman, "The Digital Parent Trap"	Practice

Essay practice powered by revision assistant

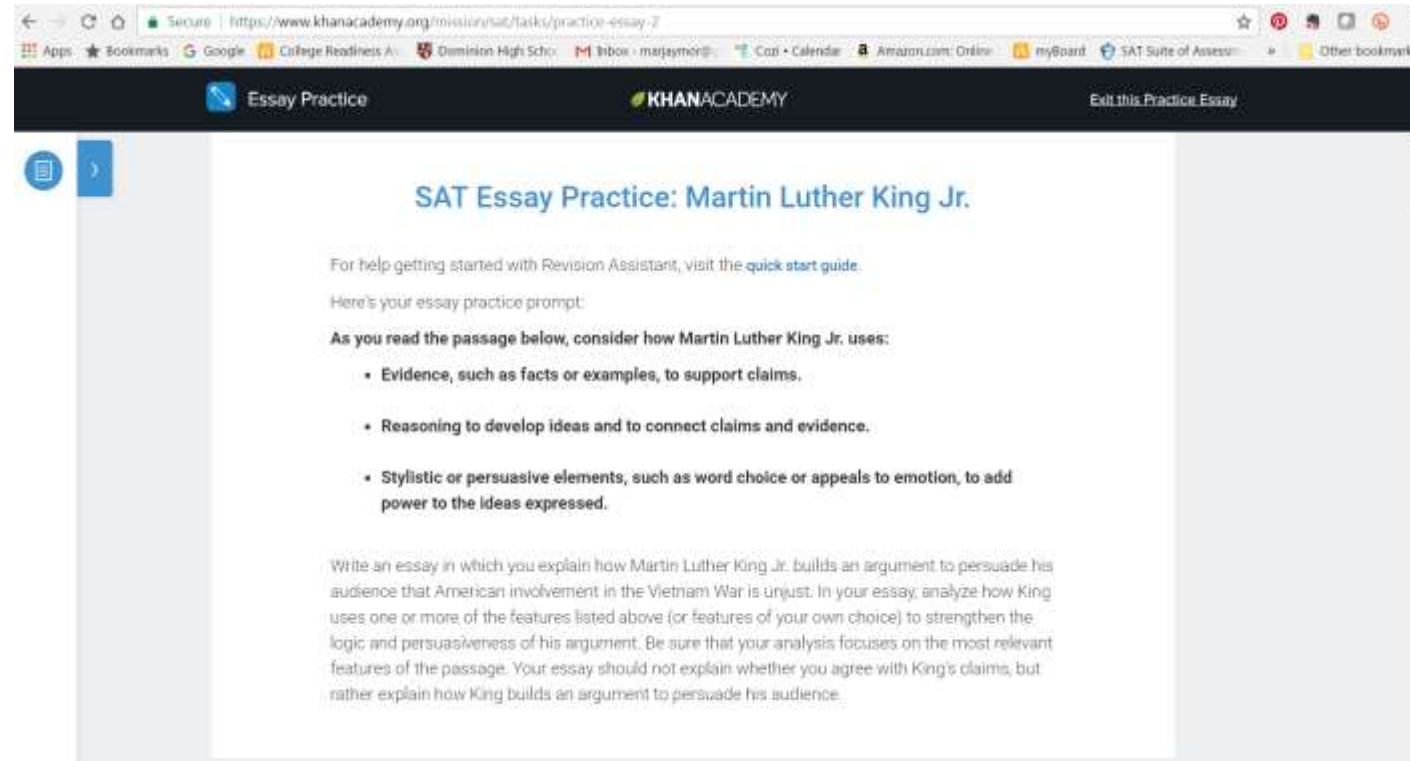
# SAT Practice Screen Shot

The screenshot shows the Khan Academy SAT Practice Essay page. The browser address bar displays the URL <https://www.khanacademy.org/mission/sat/practice/essay>. The page header includes the Khan Academy logo and the user's name, marjymor. The navigation bar features links for Official SAT® Practice, Dashboard, Practice (selected), Tips and Strategies, Full Tests, and Review. Below the navigation bar, there are three tabs: MATH, READING & WRITING, and ESSAY (selected). The main content area is titled "Practice for the optional essay" and includes a description: "As you write these essays, our system will give you dynamic feedback on how to revise and improve your essay. These practices are untimed and focused on building your writing skills." Below this, there is a section labeled "Available" with three essay prompts, each with a "Continue" button:

- Jimmy Carter, "Foreword to Arctic National Wildlife Refuge: Seasons of Life and Land, A Photographic Journey by Subhankar Banerjee"
- Martin Luther King Jr., "Beyond Vietnam — A Time to Break Silence"
- Eliana Dockterman, "The Digital Parent Trap"

At the bottom right, it says "Essay practice powered by revision assistant".

# Essay prompt



The screenshot shows a web browser window with the URL <https://www.khanacademy.org/mission/sat/tasks/practice-essay-2>. The page is titled "SAT Essay Practice: Martin Luther King Jr." and includes a navigation bar with "Essay Practice", "KHANACADEMY", and "Exit this Practice Essay". The main content area contains the following text:

For help getting started with Revision Assistant, visit the [quick start guide](#).

Here's your essay practice prompt:

**As you read the passage below, consider how Martin Luther King Jr. uses:**

- Evidence, such as facts or examples, to support claims.
- Reasoning to develop ideas and to connect claims and evidence.
- Stylistic or persuasive elements, such as word choice or appeals to emotion, to add power to the ideas expressed.

Write an essay in which you explain how Martin Luther King Jr. builds an argument to persuade his audience that American involvement in the Vietnam War is unjust. In your essay, analyze how King uses one or more of the features listed above (or features of your own choice) to strengthen the logic and persuasiveness of his argument. Be sure that your analysis focuses on the most relevant features of the passage. Your essay should not explain whether you agree with King's claims, but rather explain how King builds an argument to persuade his audience.

# Sample Student Essay Entry

Current Draft [Back to Prewriting](#)

No signals at this time.

Title

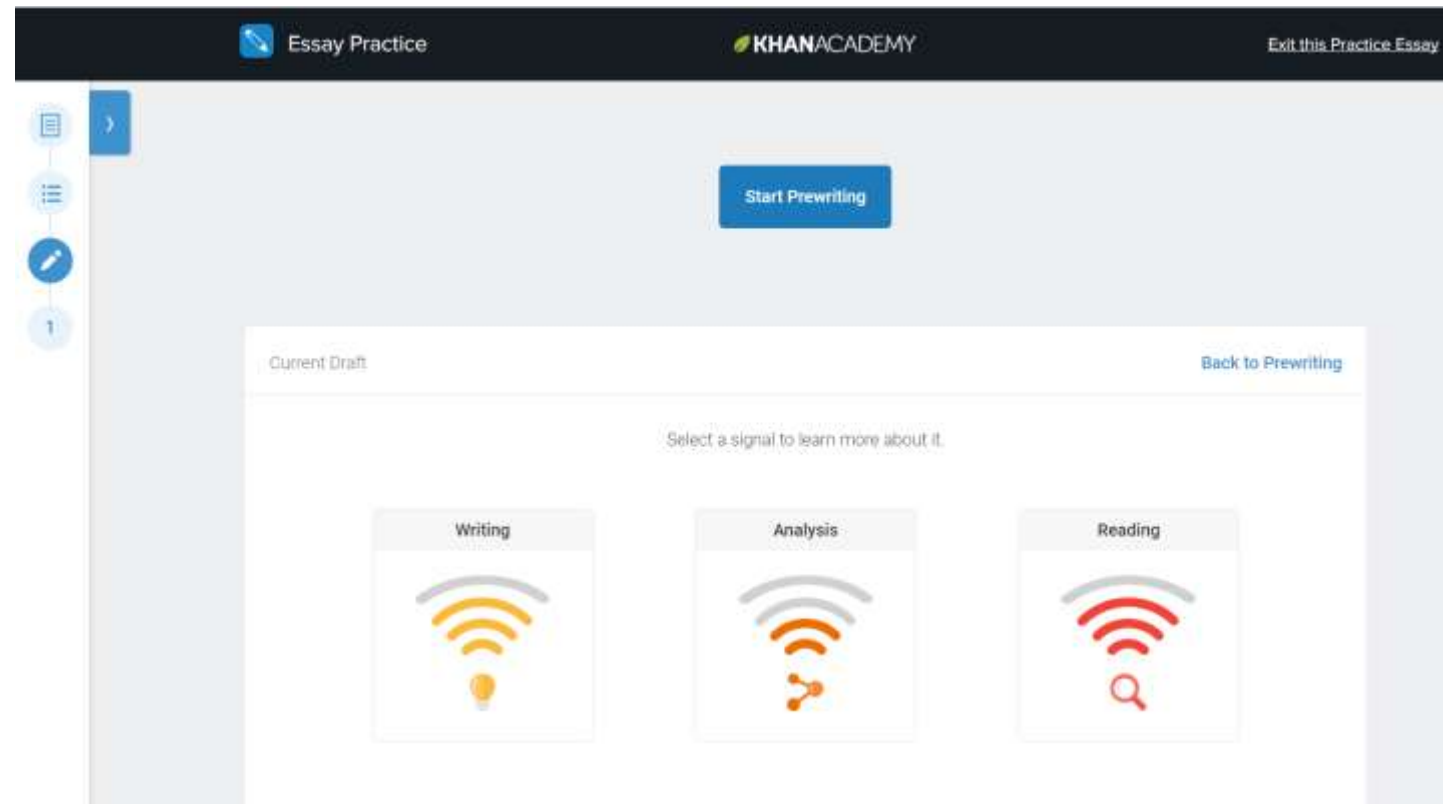
Being a preacher by calling,\* one of Martin Luther King Jr's main traits, he usually wrote his arguments with intentions of changing the way people think. During the Vietnam War, King felt the need to use this skill of his as he found the entire situation as unjust. He brings up many

\_\_\_\_\_





# Feedback/Signals



# How feedback appears

The screenshot displays the Khan Academy Essay Practice interface. At the top, there is a dark header bar with "Essay Practice" on the left, the "KHANACADEMY" logo in the center, and "Exit this Practice Essay" on the right. On the left side of the main content area, there is a vertical sidebar with icons for document, list, edit, and a progress indicator showing "1". The main content area contains a sample essay about Martin Luther King Jr. The text is as follows:

Being a preacher by calling, "one of Martin Luther King Jr's main traits, he usually wrote his arguments with intentions of changing the way people think. During the Vietnam War, King felt the need to use this skill of his as he found the entire situation as unjust. He brings up many arguments supporting his opinion of the war as well.

King starts of by stating the many Americans, white and black that were killing and being killed on a daily basis. He states that "it was sending the sons and their brothers and their husbands to fight and to die in extraordinarily high proportions relative to the rest of our population." This statement being very powerful acknowledging all those being murdered both from Vietnam and from America. Martin Luther King Jr tries to convince his audience that no matter the outcome of this war, many were still dying or either being injured both physically and emotionally.

As he transitions into his next point, he is sure to use descriptions to appeal more to the people, helping them understand his point even more. For example, when explaining the irony of the

On the right side of the essay, there are orange share icons. A feedback pop-up window titled "Writing" is open on the right. It contains a green checkmark icon and the text: "Your ideas are flowing together nicely here. Be sure your paragraphs – and your whole essay – are organized clearly." Below this, there is a "Helpful?" section with radio buttons for "Yes" and "No", and a checkbox for "I took care of this."

# Examples of feedback

The screenshot shows the Khan Academy interface for a practice essay. At the top, the Khan Academy logo is on the left, and a link to "Exit this Practice Essay" is on the right. The main area contains a writing prompt with several lines of text, some of which are highlighted in orange. A feedback pop-up window titled "Writing" is open on the right side of the screen. It contains a green checkmark icon and a message: "Your ideas are flowing together nicely here. Be sure your paragraphs – and your whole essay – are organized clearly." Below this message, there is a "Helpful?" section with "Yes" and "No" radio buttons, and a checkbox labeled "I took care of this.".

KHANACADEMY Exit this Practice Essay

er King Jr's main traits, he usually wrote his

y people think. During the Vietnam War, King felt

e entire situation as unjust. He brings up many

as well.

white and black that were killing and being killed

g the sons and their brothers and their husbands to

ons relative to the rest of our population." This

g all those being murdered both from Vietnam and

onvince his audience that no matter the outcome of

njured both physically and emotionally.

to use descriptions to appeal more to the people,

For example, when explaining the irony of the

**Writing** ✕

✓ Your ideas are flowing together nicely here. Be sure your paragraphs – and your whole essay – are organized clearly.

Helpful? ☒ Yes ☐ No

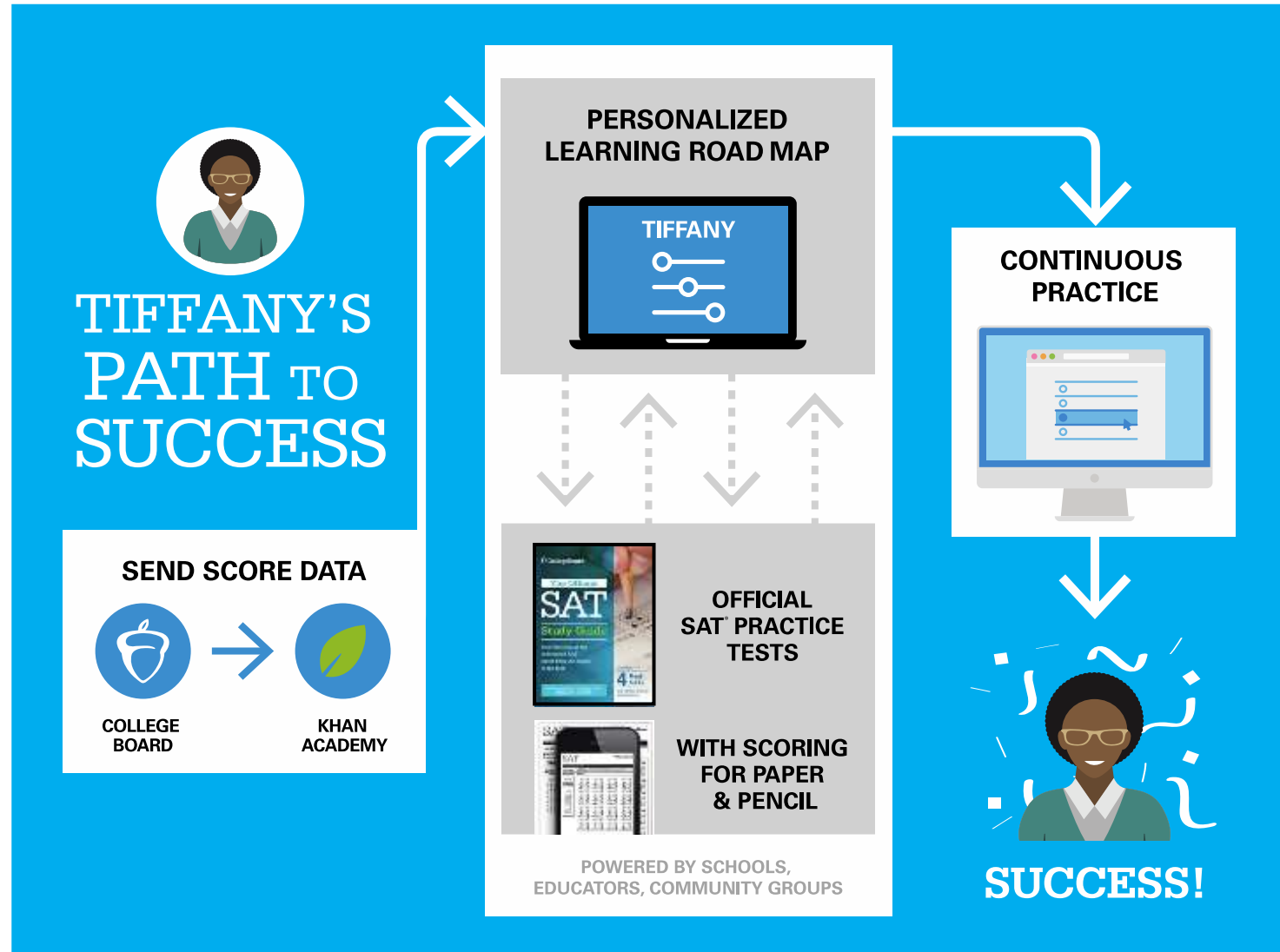
☐ I took care of this.



---

# Linking College Board and Khan Academy Accounts

# Personalized Practice Plans



# What are common challenges when it comes to linking Khan Academy and College Board accounts?


- Trouble logging into College Board accounts
- Linking to the wrong CB account that doesn't have the student's test data
- SAT or PSAT/NMSQT scores don't show up after College Board and Khan Academy accounts are already linked
- How can students tell if their College Board and Khan Academy accounts are linked?
- Where can I get help if I have issues with account linking?
- Can students link accounts if they don't yet have PSAT or SAT results?
- Do students need to do anything after they have linked accounts to feed in other test results?





# Welcome

Welcome to Official SAT® Practice

 KHANACADEMY

[Exit SAT practice](#)

We'd love to start by practicing what you missed on the PSAT.

To make this happen, we'll have you sign in to **CollegeBoard.org** and send your **PSAT results** to **Khan Academy**. Doing this will enable you to skip our diagnostic quizzes. We will also receive updates about the date of your upcoming SAT.


If you haven't taken the PSAT yet, no worries, let's take your first diagnostic quiz.

A

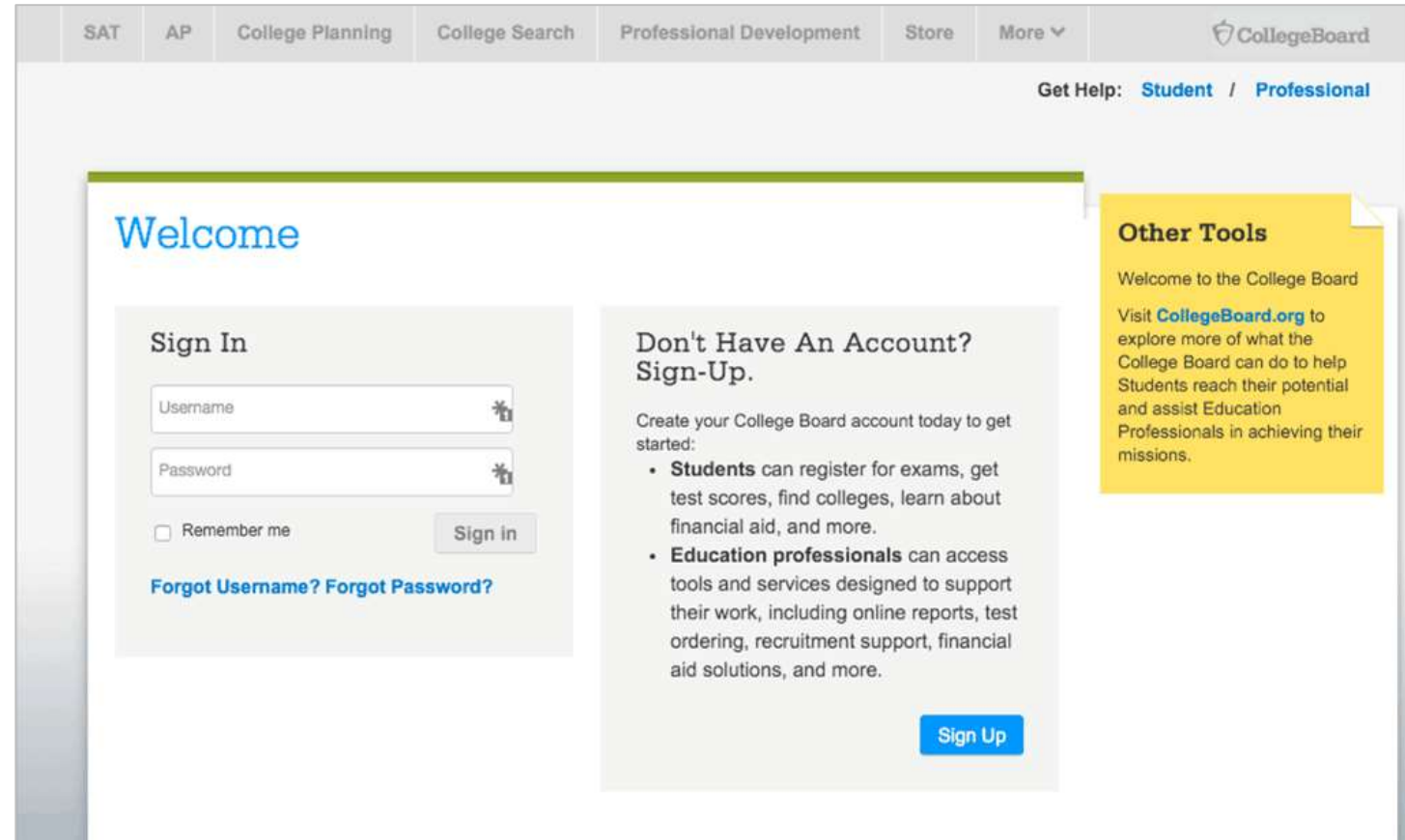
Sign in to CollegeBoard.org and send your PSAT results to Khan Academy

B

Take your first diagnostic quiz



# Sign In/Create Account




The screenshot shows the CollegeBoard website's sign-in and account creation interface. At the top, a navigation bar includes links for SAT, AP, College Planning, College Search, Professional Development, Store, and a More dropdown menu. The CollegeBoard logo is on the right. Below the navigation bar, a 'Get Help' link points to 'Student' and 'Professional' resources. The main content area is titled 'Welcome' and features a 'Sign In' section with fields for Username and Password, a 'Remember me' checkbox, and a 'Sign in' button. Below the sign-in fields are links for 'Forgot Username?' and 'Forgot Password?'. To the right of the sign-in section is a 'Don't Have An Account? Sign-Up.' section with a brief description of the benefits of creating an account and a 'Sign Up' button. On the far right, a yellow 'Other Tools' sidebar provides a welcome message and a link to 'CollegeBoard.org' for more information.


SAT AP College Planning College Search Professional Development Store More ▾ CollegeBoard

Get Help: [Student](#) / [Professional](#)

## Welcome

### Sign In

Username 

Password 

☐ Remember me [Sign in](#)

[Forgot Username?](#) [Forgot Password?](#)

### Don't Have An Account? Sign-Up.

Create your College Board account today to get started:

- **Students** can register for exams, get test scores, find colleges, learn about financial aid, and more.
- **Education professionals** can access tools and services designed to support their work, including online reports, test ordering, recruitment support, financial aid solutions, and more.

[Sign Up](#)

### Other Tools

Welcome to the College Board

Visit [CollegeBoard.org](https://CollegeBoard.org) to explore more of what the College Board can do to help Students reach their potential and assist Education Professionals in achieving their missions.

# Permission


Request for Approval

Khan Academy is requesting permission for the following:

☐

**Press “Send” below to give College Board permission to send your test results to Khan Academy** so that Khan Academy can personalize your practice recommendations based on how you did. And once you’re registered for the SAT, **College Board will also send Khan Academy your upcoming test date** so they can update your practice schedule. You can remove permission at any time.


Logged in as **SOA1693**

 CollegeBoard

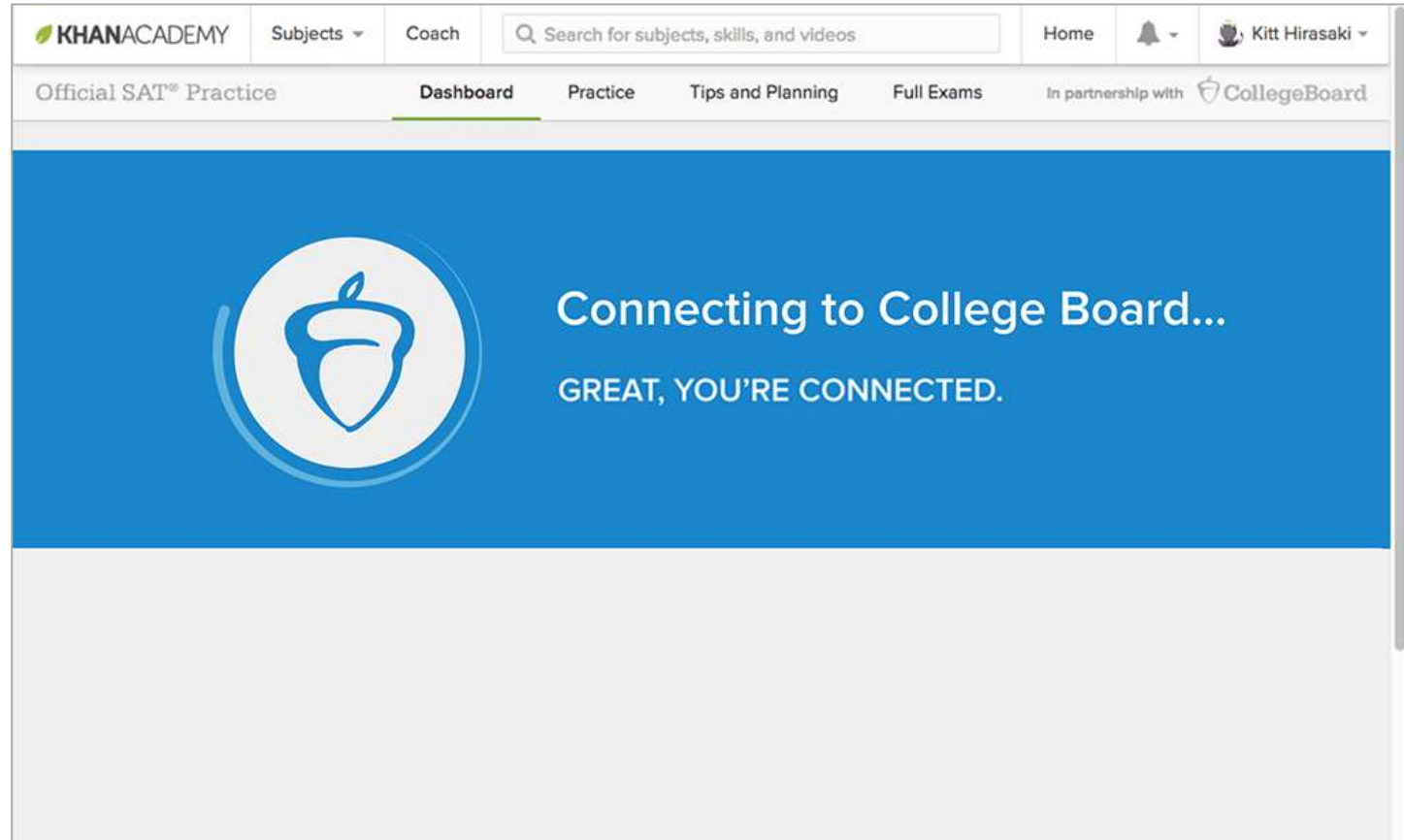
Don't Send

Send

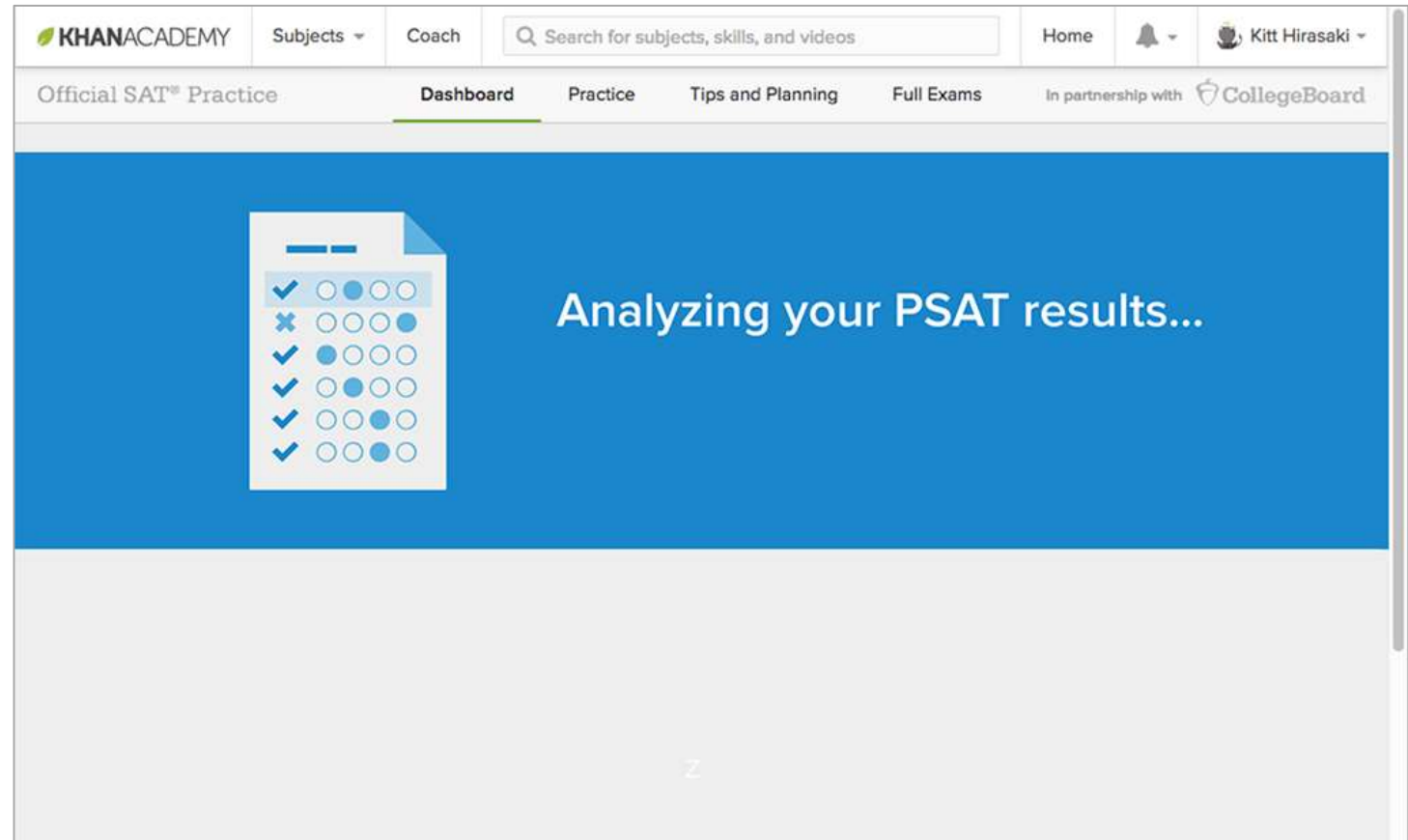
# Connecting



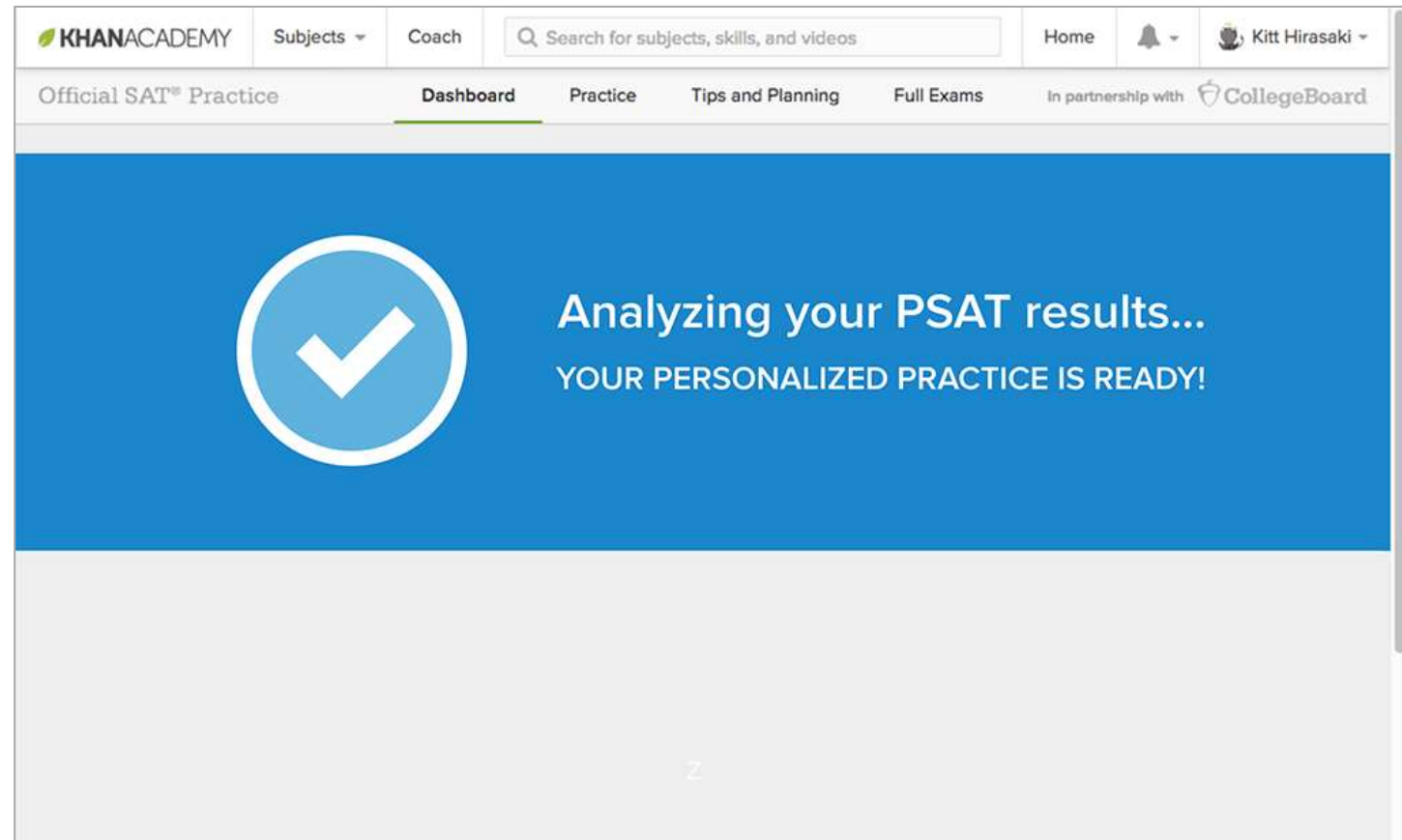
# Connection Complete



# Analyzing Results







# Personalized Practice Plan is ready!

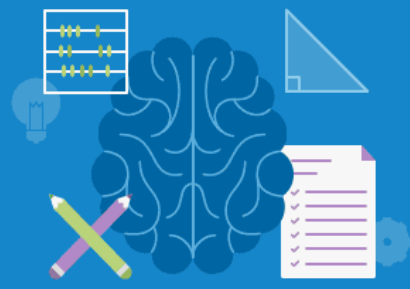




# Home Dashboard

 Subjects ▾ Coach  Home   Kitt Hirasaki ▾

Official SAT® Practice **Dashboard** Practice Tips and Planning Full Exams In partnership with 





**TODAY'S GOAL**  
**Practice your skills**  
Choose the area you'd like to focus on for improvement today.  
[Practice Reading & Writing](#)  
[Practice Math](#)

**Top test scores** [View Full Exams](#)

TOTAL	MATH	READING & WRITING
1280	600	680

**Current skill levels** [What are skill levels?](#)

 [Math](#)  [Reading & Writing](#)

[Contact us](#)

# From Dashboard a student can: View practice tests, edit practice schedules, work on skills and more!

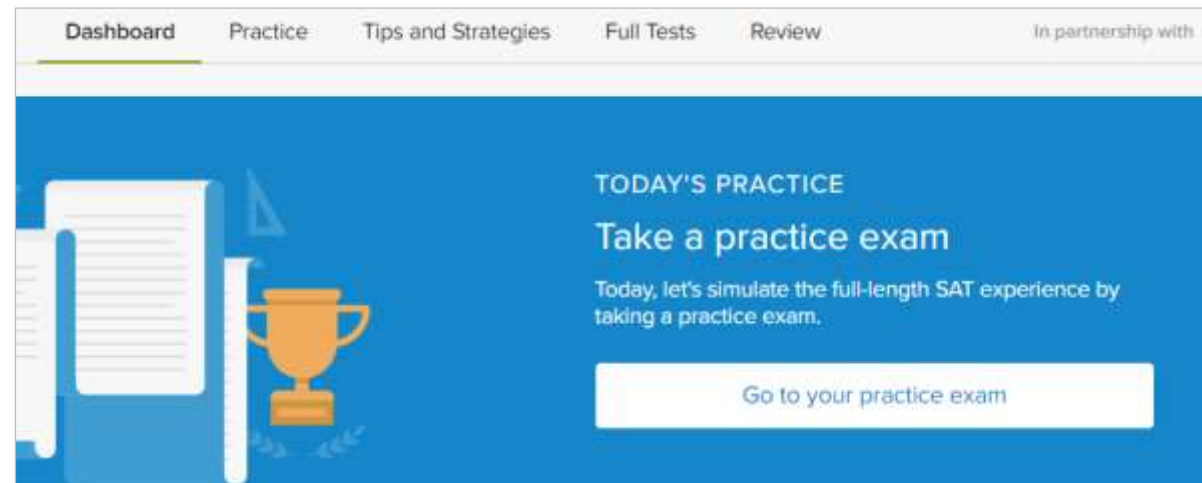
The screenshot displays the Khan Academy dashboard with the following sections:

- Header:** Includes the Khan Academy logo, a "Subjects" dropdown, a search bar for subjects, skills, and videos, and links to "Home", a notification bell, and a "Khan Academy" dropdown.
- Blue Banner:** Features a calculator icon, a "Practice" button, and a link to "Or go to Reading & Writing practice".
- Sign in to CollegeBoard.org:** A section explaining that SAT, PSAT/NMSQT®, PSAT 10, or PSAT 8/9 results will be used for personalized practice recommendations. It includes a "Sign in to CollegeBoard.org" button.
- Test scores:** A section with a "View Full Tests" link and text stating that test scores will appear after completing a first practice test or signing in to CollegeBoard.org.
- Current skill levels:** A section with a "What are skill levels?" link and buttons for "Math" and "Reading & Writing". It includes text about linking SAT, PSAT/NMSQT®, PSAT 10, or PSAT 8/9 results or completing diagnostic quizzes.
- Practice schedule:** A section with an "Edit your schedule" link. It includes a "NEXT PRACTICE" card showing "THURSDAY 7:00 PM 30 questions (45 minutes)" and a "YOUR TEST DATE" card showing "SATURDAY OCT 1 SAT". A calendar grid for June is also visible.
- Frequently asked questions:** A section with a link to "frequently asked questions" and text asking if the user has a "problem" or a "sweet idea".

# Explore Khan Academy



- On your “Dashboard,” create a practice schedule
- Under “Practice,” take a diagnostic quiz in Math or Reading & Writing
- Watch a video in “Tips and Strategies”
- Start a “Full Test” and download a paper-and-pencil version



# Math practice recommendation

The screenshot displays the Khan Academy SAT Practice interface. At the top, the navigation bar includes the Khan Academy logo, a 'Subjects' dropdown, a search bar, and links for 'Home', a notification bell, and 'Khan Academy'. Below this, a secondary bar shows 'Official SAT® Practice', navigation tabs for 'Dashboard', 'Practice' (which is highlighted), 'Tips and Planning', and 'Full Exams', along with a 'CollegeBoard' partnership logo. The main content area features two tabs: 'MATH' (selected) and 'READING & WRITING'. Under the 'MATH' tab, the heading 'Your Math practice recommendations' is followed by an 'OVERALL Math' score indicator. A large teal card highlights a recommendation: 'LAST MISSED ON THE PSAT/NMSQT® Right triangle word problems', noting 'Level 2 questions completed: 0 of 20' and providing a 'Practice this skill' button. Below this card are four smaller recommendation tiles: 'Right triangle word problems', 'Solving quadratic equations', 'Quadratic and exponential word problems', and a '15 min TIMED MINI-SECTION Math (Calculator OK)' option. At the bottom, a feedback link states: 'Let us know if you [have a problem](#) or [an idea for making this system better!](#)'

---

# Daily Practice App

A blue-tinted photograph of a classroom. A male teacher stands on the right, gesturing with his hands while talking to two students. A male student on the left holds a book, and a female student in the center holds a paper. The room has large windows, a bookshelf, and several desks with chairs.



Download “Daily Practice for the New SAT” for your iPhone or Android device



# Daily Practice

for the New SAT






# Scan answer sheets and correct mis-bubbles

MENU

Scan and Score



We found a couple of potential problems with your scan

03 Omitted Questions

00 Multiple Answers

No thanks, skip it

View and fix errors

MENU

Verify Scan

Test Number: 1  
Test Date: 9/27/2015  
Test Type: PSAT/NMSQT

Section 1 - Question 19

Omitted

19

A B C D

☐ ☐ ☐ ☐

A B C D

This question was omitted or did not correctly scan.  
Choose an answer now or leave blank to omit this question.

Section 1 - Question 22

Omitted

22

A B C D

☐ ☐ ☐ ☐

A B C D

This question was omitted or did not correctly scan.  
Choose an answer now or leave blank to omit this question.

Section 2 - Question 13

Omitted

13

A B C D

☐ ☐ ☐ ☐

Score Test



# Immediately view your scores, detailed analysis, and answer explanations

MENU Score Summary ✓

Test Number: 1  
Test Date: 9/27/2015  
Test Type: PSAT/NMSQT

Your Total Score

**770** | 320 to 1520

Your Evidence-Based Reading and Writing Score

**330** | 160 to 760

Your Math Score

**440** | 160 to 760

MENU Question Analysis ✓

[Back To Score Report](#)

Test Number: 1  
Test Date: 9/27/2015  
Test Type: PSAT/NMSQT

Reading

13 Correct Answers 34 Incorrect Answers 0 Omitted Answers

1	✗	➤
2	✗	➤
3	✓	➤
4	✗	➤

MENU Question Detail ✓

[Back To Question Analysis](#)

Test Number: 1  
Test Date: 9/27/2015  
Test Type: PSAT/NMSQT

Math: Question 6

$2x^2 + 7x - 15 = 0$

If  $r$  and  $s$  are two solutions of the equation above and  $r > s$ , which of the following is the value of  $r - s$ ?

[Hide Answer and Explanation](#)

**A**  $\frac{15}{2}$

**B**  $\frac{13}{2}$

**C**  $\frac{11}{2}$



---

# Supporting Student Success with Official SAT Practice



# Engaging students in Official SAT Practice

Three approaches for supporting students:

## **Independent Practice**

Students practice individually or in study groups at home.

## **Extracurricular Practice**

Students practice in study hall, after-school sessions, or with a community-based organization.

## **Teacher-Guided Practice**

Students practice in class, using Official SAT Practice as a learning tool.

# Khan Academy Resources

- Go to [satpractice.org/k12](https://satpractice.org/k12) for resources about Official SAT Practice on Khan Academy.
- View sample study plans and study-group ideas at [sat.org/studygroup](https://sat.org/studygroup).
- Student resources for the SAT and PSAT-related assessments are at [sat.org/k12](https://sat.org/k12).
- Instructional videos on Khan Academy at [youtube.com/collegeboard](https://youtube.com/collegeboard)

# Practice

*for a lot more than a test*

GET READY FOR THE NEW SAT® WITH OFFICIAL SAT PRACTICE

- Official SAT® Practice – from the creators of the SAT and Khan Academy®
- World-class test practice that's free to all students
- All online so students can practice anytime, anywhere
- Personalized to show students where they excel and where they need more work

Practice *HAVING OPTIONS.*

STUDENTS HAVE ACCESS TO:

**FULL-LENGTH PRACTICE TESTS**  
Four official full-length practice tests, plus study and test-taking tips

**DAILY PRACTICE APP**  
More practice available on your phone featuring questions of the day

**VIDEO LESSONS**  
Easy-to-follow videos explain problems step by step

**INTERACTIVE PROBLEMS AND INSTANT FEEDBACK**  
Get hints, explanations, and constant progress updates to know where you stand

Sign up for free at **SATPRACTICE.ORG**

**STOP PREPPING AND START PRACTICING.**

Every student in the world now has access to high-quality test practice for free, leveling the playing field like never before. Get the inside scoop on the SAT, and build your own personalized practice program today.

© 2019 The College Board. SAT, SAT Practice, and Khan Academy are registered trademarks of the College Board and other publishers.

A college readiness partnership  
 CollegeBoard +  KHANACADEMY

# Additional Practice Links

General Practice Information: <https://collegereadiness.collegeboard.org/sat/practice>

SAT Practice on Khan Academy: <https://collegereadiness.collegeboard.org/sat/practice/khan-academy>

Downloadable Practice Tests: <https://collegereadiness.collegeboard.org/sat/practice/full-length-practice-tests>

Downloadable Practice Tests for Assistive Technology: <https://collegereadiness.collegeboard.org/sat/practice/full-length-practice-test-assistive-technology>

Downloadable MP3 Practice Tests: <https://www.collegeboard.org/students-with-disabilities/after-approval/taking-sat-accommodations>

Large font and Braille practice tests are available by contacting the College Board SSD Department at 844-255-7728 or [ssd@info.collegeboard.org](mailto:ssd@info.collegeboard.org)





---

# Thank You!

**If you have questions or need assistance, please contact us at:  
[ilsat@collegeboard.org](mailto:ilsat@collegeboard.org).**

**IL SAT Microsite: [collegeboard.org/illinois](https://collegeboard.org/illinois)**