
Official SAT Practice

Khan Academy

Webinar Series March 5-9, 2018



Introduction to Official SAT Practice on Khan Academy

It's really about building student confidence and giving all students the feeling that they can succeed on the SAT and open up opportunities for their future.

Khan Academy Review

Review on how to Link College Board and Khan Academy Accounts

Essay Practice and Support

Coaching Feature

Resources and Tools

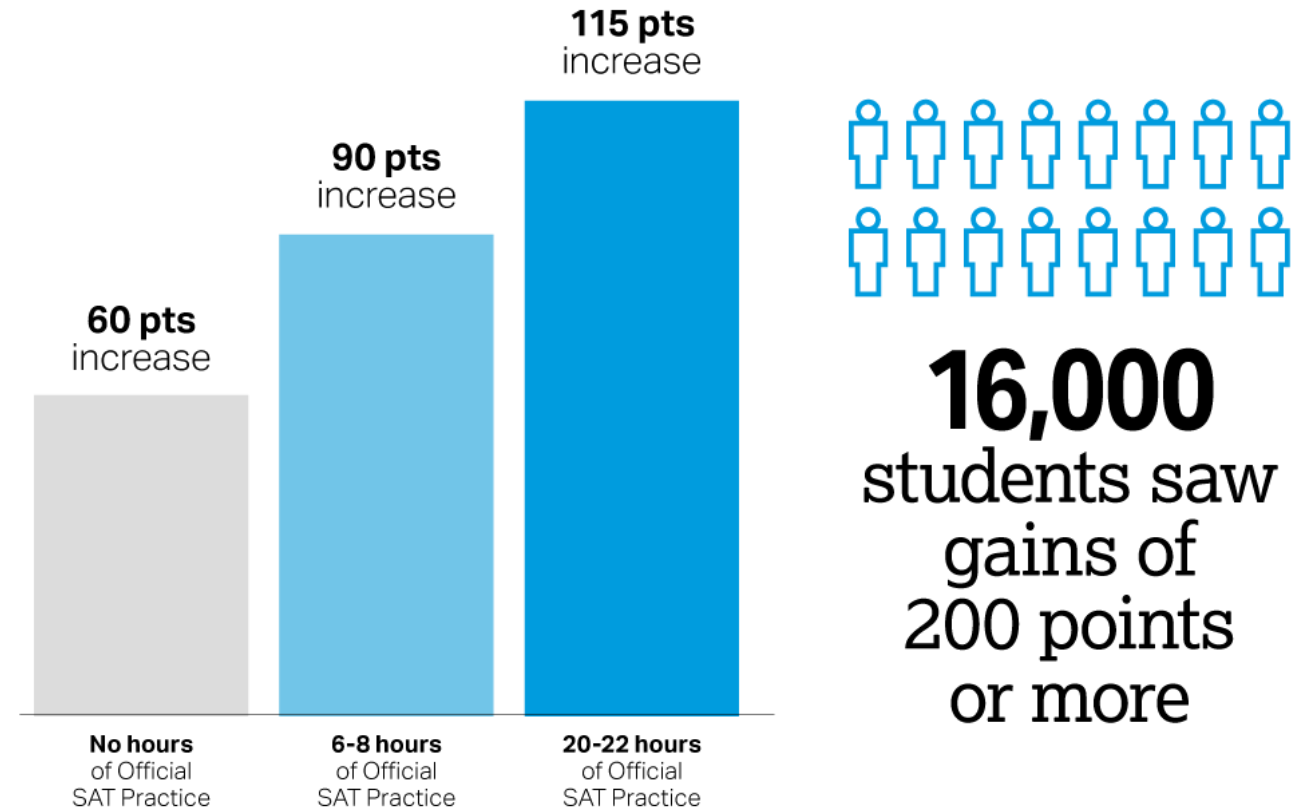
Introduction to Official SAT Practice on Khan Academy

The logo for Official SAT Practice, featuring the text "Official SAT Practice" in white serif font centered within a large blue rectangle.

Official SAT Practice

SAT Score Improvements and Official SAT[®] Practice

Number of points gained from PSAT/NMSQT[®] to SAT correlated to hours spent practicing



Based on 250,000 students from the Class of 2017

Practice advanced students regardless of gender, race, income, and high school GPA

Benefits of Official SAT Practice

- In addition to the 115-point average score increase associated with 20 hours of practice, shorter practice periods also correlate with meaningful score gains. For example, 6–8 hours of practice on Official SAT Practice is associated with an average 90-point increase.
- Researchers confirmed that practice advanced students regardless of gender, race, income, and high school GPA. The College Board will further explore the role of motivation in producing these results as well as how best to encourage more students to practice productively.
- Since its launch in June 2015, more than 3.7 million students have used Official SAT Practice on Khan Academy. Nearly 40 percent of all test takers reported using Official SAT Practice, making it the number one tool



Valencia, Senior
Booker T. Washington
High School
Houston, TX

Valencia's SAT score was
470 points higher than her
PSAT/NMSQT® score.

"I want to play sports at a Division 1 university. Khan Academy gave me the winning edge. With Khan Academy, every time I got a question wrong, **I was able to go back and do it again and get better and better.** I was able to study and stay focused. Since getting my SAT scores back, I've gotten at least 10 emails and calls from colleges trying to recruit me."

Begin at satpractice.org



The screenshot shows a web browser window with the URL www.khanacademy.org/sat. The page features a blue header with the Khan Academy logo and navigation links. Below the header, it states "A college readiness partnership" between CollegeBoard and Khan Academy. The main heading is "Official SAT® Practice" with a "NEW!" badge. A large light blue box contains the text "For the first time ever. For you. For free." followed by a list of four bullet points: "Get to know the redesigned SAT (March 2016)", "See personalized practice recommendations", "Stay on top of important SAT dates and news", and "Practice anytime, anywhere, at no cost". To the right of the list is an illustration of a stack of books, a laptop displaying a tree, and a pencil. At the bottom of the box, there is a green button labeled "Check it out now" and the text "Or tell a student, parent, or educator you know!". Social media icons for Twitter, Facebook, Google+, and Email are also present. An orange triangle points to the "Check it out now" button.

Official SAT® Practice | Khan Academy

Subjects

A college readiness partnership
CollegeBoard + KHANACADEMY

Official SAT® Practice NEW!

For the first time ever. For you. For free.

- ✓ Get to know the redesigned SAT (March 2016)
- ✓ See personalized practice recommendations
- ✓ Stay on top of important SAT dates and news
- ✓ Practice anytime, anywhere, at no cost

Check it out now

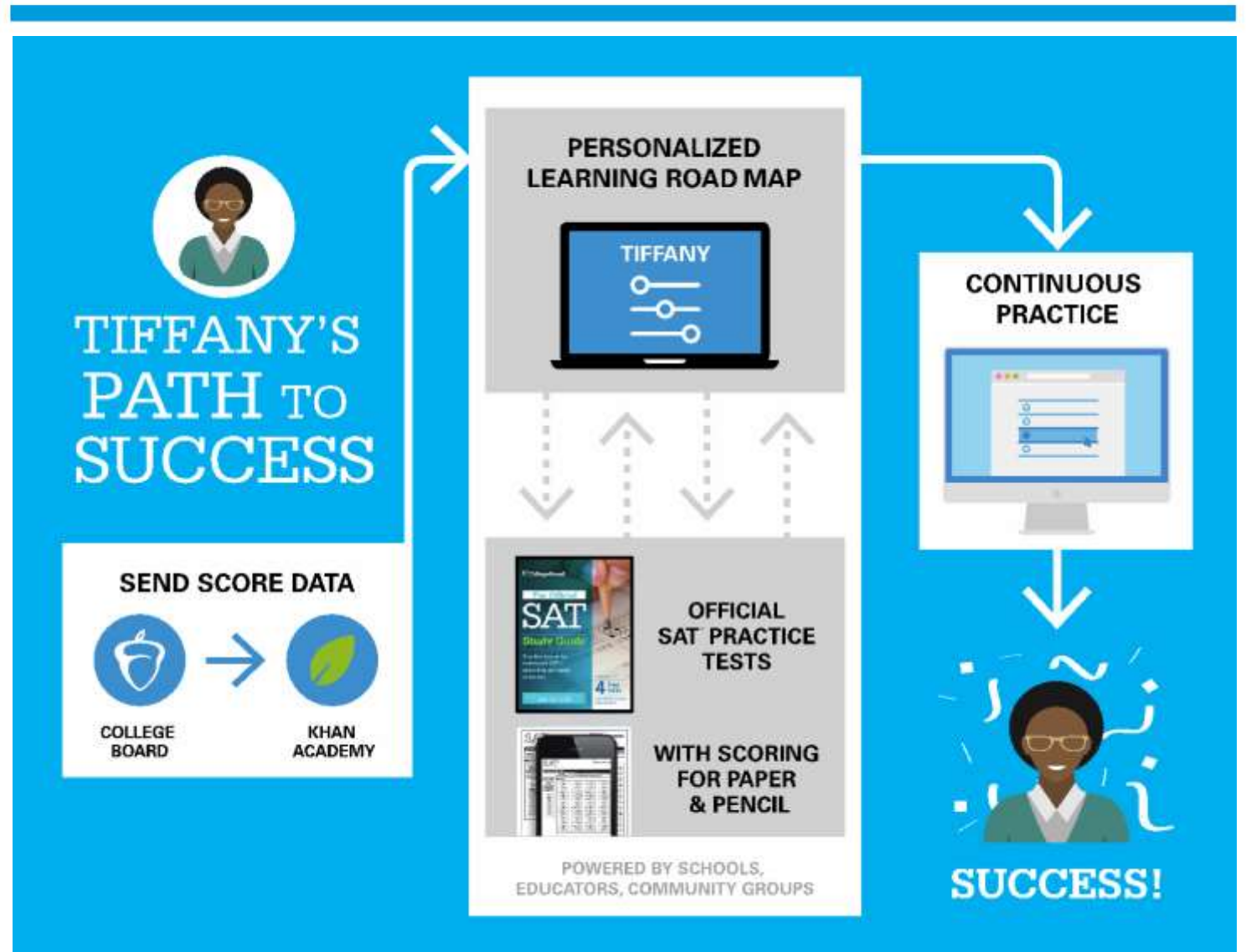
Or tell a student, parent, or educator you know!

Twitter Facebook Google+ Email

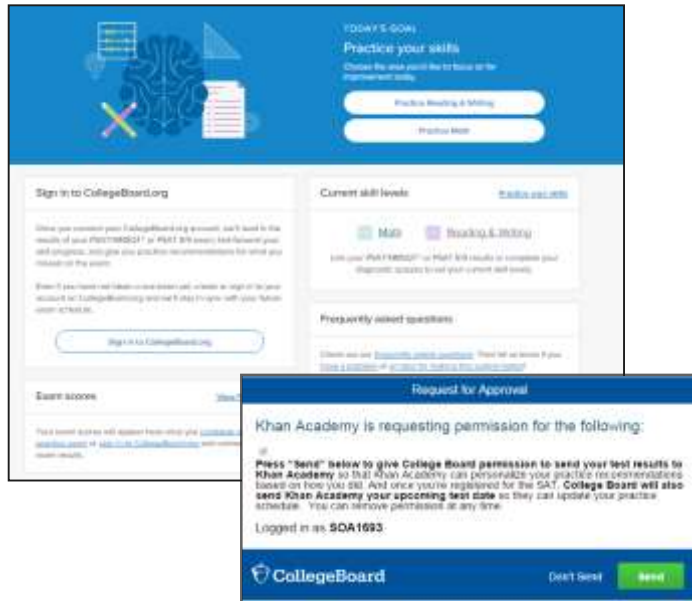
Why Link Khan Academy® and College Board Accounts

- **Personalize student practice:** practice recommendations on Khan Academy will be based on student's SAT, PSAT/NMSQT®, PSAT™ 10, and PSAT™ 8/9 results.
 - When students scan and score practice tests in the Daily Practice App, Khan Academy can use practice test scores to further personalize student practice.
- **Customize practice and recommendations:** Khan Academy will use all future scores from the SAT, PSAT/NMSQT®, PSAT™ 10, and PSAT™ 8/9 to design individualized practice.
- **Jump right into practice and get personalized recommendations:** no additional diagnostic quizzes are needed.

Review on How to Link Accounts



Steps to Link College Board and Khan Academy® Accounts



Step 1

Log in or create a Khan Academy account at satpractice.org

Step 2

When prompted, students can agree to link their Khan Academy and College Board accounts.

Step 3

Students sign in or create a College Board account

Step 4

When prompted, students click “Send” to authorize the account linking

Step 5

Students start practicing on Official SAT Practice on Khan Academy!

The Dashboard

Subjects ▾

Search

KHANACADEMY

Aya Takemoto

Official SAT® Practice

Dashboard


Practice

Tips and Strategies

Full Tests

Review

In partnership with CollegeBoard



WELCOME TO OFFICIAL SAT PRACTICE

Choose your practice schedule

Based on your test date, we'll put together a practice plan to ensure you're ready for the real deal.

Choose your practice schedule

Sign in to CollegeBoard.org


We'll use your previous SAT, PSAT/NMSQT®, PSAT 10, or PSAT 8/9 results to give you personalized practice recommendations and fast-forward your skill progress.

Sign in to CollegeBoard.org

Practice schedule

Delete Edit

NEXT PRACTICE


 FRIDAY 10:30 AM
10 questions (15 minutes)

S	M	T	W	Th	F	Sa
	☆	★	☆	★	☆	
	☆	☆	☆	☆		

SEP

					☆	
	☆	☆	☆	☆	☆	🏆
	☆	☆	☆	☆	☆	

YOUR TEST DATE

 SATURDAY OCT 7
SAT


Test scores


View Full Tests

Your test scores will appear here once you [complete your first practice test](#) or import a real exam from [CollegeBoard.org](#).

Current skill levels

What are skill levels?

 [Math](#)

 [Reading & Writing](#)

Sharing SAT practice activity with your coach

Visit your [Coaches page](#) to add or remove coaches

Your SAT Coach

Amanda Dawson

Start sharing

Maureen West

Stop sharing



Practice Recommendations

Dashboard **Practice** Tips and Strategies Full Tests Review In partner

Answer 10 questions 0 of 10 questions answered

MATH READING & WRITING **ESSAY**

Your Math practice recommendations

OVERALL
Math 



LAST MISSED ON A TIMED MINI-SECTION

Solving linear equations and linear inequali...

Practice this skill



Solving linear equations and linear inequalities



Solving systems of linear equations



Linear function word problems



TIMED MINI-SECTION Math (Calculator OK)

Do you have a [problem](#) or a [sweet idea](#)? Check out our [frequently asked questions](#) first.

Official Sat Practice content is [non-commercial/non-Creative Commons](#)

SAT[®] Essay Practice on Khan Academy[®]

- ▶ SAT Practice Tests 1 – 8 have essay passages and prompts. Students can receive scores on these essays when they complete them on Khan Academy.
- ▶ Official SAT Practice on Khan Academy includes three practice prompts.
 - ▶ The system analyzes student's writing and gives specific recommendations for how to improve their writing in the three areas scored on the SAT essay: Reading, Analysis, and Writing.
 - ▶ Students get “Signal Strengths” to get a sense for how well the essay is measuring against different criteria.
 - ▶ Students can revise and rewrite to improve the essay and writing skills.
 - ▶ An optional prewriting area is provided to outline and organize ideas.
 - ▶ Students can view the rubric used to evaluate SAT essays.
- ▶ Tips and Strategies are available to help students approach the essay task.

Three Essay Prompts Available




Practice for the optional essay

As you write these essays, our system will give you dynamic feedback on how to revise and improve your essay. These practices are untimed and focused on building your writing skills.

Available

	Jimmy Carter, "Foreword to Arctic National Wildlife Refuge: Seasons of Life and Land, A Photographic Journey by Subhankar Banerjee"	Continue
	Martin Luther King Jr., "Beyond Vietnam — A Time to Break Silence"	Continue
	Eliana Dockterman, "The Digital Parent Trap"	Continue

Essay practice powered by  revision assistant

Prompt and Instructions

The screenshot shows a web browser window with the URL <https://www.khanacademy.org/mission/sat/tasks/practice-essay-2>. The browser's address bar and tabs are visible at the top. Below the browser window is a dark navigation bar with the text "Essay Practice" on the left, the "KHANACADEMY" logo in the center, and a link "Exit this Practice Essay" on the right. The main content area has a light blue sidebar on the left with a menu icon and a right arrow. The central white area is titled "SAT Essay Practice: Martin Luther King Jr." in blue. Below the title, there is a link to a "quick start guide" and a prompt: "Here's your essay practice prompt:". This is followed by a bold instruction: "As you read the passage below, consider how Martin Luther King Jr. uses:". Below this instruction is a bulleted list of three features: "Evidence, such as facts or examples, to support claims.", "Reasoning to develop ideas and to connect claims and evidence.", and "Stylistic or persuasive elements, such as word choice or appeals to emotion, to add power to the ideas expressed.". At the bottom of the central area, there is a paragraph of text: "Write an essay in which you explain how Martin Luther King Jr. builds an argument to persuade his audience that American involvement in the Vietnam War is unjust. In your essay, analyze how King uses one or more of the features listed above (or features of your own choice) to strengthen the logic and persuasiveness of his argument. Be sure that your analysis focuses on the most relevant features of the passage. Your essay should not explain whether you agree with King's claims, but rather explain how King builds an argument to persuade his audience."

Secure | <https://www.khanacademy.org/mission/sat/tasks/practice-essay-2>

Apps Bookmarks Google College Readiness Assessment Dominion High School Inbox - marjaymor@ Cozi • Calendar Amazon.com: Online myBoard SAT Suite of Assessments Other bookmarks

Essay Practice KHANACADEMY Exit this Practice Essay

SAT Essay Practice: Martin Luther King Jr.

For help getting started with Revision Assistant, visit the [quick start guide](#).


Here's your essay practice prompt:

As you read the passage below, consider how Martin Luther King Jr. uses:

- Evidence, such as facts or examples, to support claims.
- Reasoning to develop ideas and to connect claims and evidence.
- Stylistic or persuasive elements, such as word choice or appeals to emotion, to add power to the ideas expressed.





Write an essay in which you explain how Martin Luther King Jr. builds an argument to persuade his audience that American involvement in the Vietnam War is unjust. In your essay, analyze how King uses one or more of the features listed above (or features of your own choice) to strengthen the logic and persuasiveness of his argument. Be sure that your analysis focuses on the most relevant features of the passage. Your essay should not explain whether you agree with King's claims, but rather explain how King builds an argument to persuade his audience.

Signals

 Essay Practice

KHANACADEMY

[Exit this Practice Essay](#)



>


Start Prewriting

Current Draft


[Back to Prewriting](#)

Select a signal to learn more about it.


Writing



Analysis



Reading





15

Feedback



Essay Practice

KHANACADEMY

Exit this Practice Essay



Being a preacher by calling," one of Martin Luther King Jr's main traits, he usually wrote his arguments with intentions of changing the way people think. During the Vietnam War, King felt the need to use this skill of his as he found the entire situation as unjust. He brings up many arguments supporting his opinion of the war as well.

King starts of by stating the many Americans, white and black that were killing and being killed on a daily basis. He states that "it was sending the sons and their brothers and their husbands to fight and to die in extraordinarily high proportions relative to the rest of our population." This statement being very powerful acknowledging all those being murdered both from Vietnam and from America. Martin Luther King Jr tries to convince his audience that no matter the outcome of this war, many were still dying or either being injured both physically and emotionally.

As he transitions into his next point, he is sure to use descriptions to appeal more to the people, helping them understand his point even more. For example, when explaining the irony of the



Writing



✓ Your ideas are flowing together nicely here. Be sure your paragraphs -- and your whole essay -- are organized clearly.

Helpful? ☒ Yes ☐ No

☒ I took care of this.



...er King Jr's main traits, he usually wrote his
...y people think. During the Vietnam War, King felt
...e entire situation as unjust. He brings up many
...as well.

...white and black that were killing and being killed
...g the sons and their brothers and their husbands to
...ons relative to the rest of our population." This
...g all those being murdered both from Vietnam and
...onvince his audience that no matter the outcome of
...njured both physically and emotionally.

...to use descriptions to appeal more to the people,
...For example, when explaining the irony of the



Analysis



🚩 Include an introduction that lays out your main claim on how Dr. King builds his argument, and not just a summary of what Dr. King says.

Helpful? ☐ Yes ☐ No

☐ I took care of this.



...together nicely here. Be sure your paragraphs -- and your whole essay -- are organized clearly.



Analysis



✅ Good job picking out some of the key features of the passage. Now, develop your analysis by explaining their effects on the argument.

Helpful? ☐ Yes ☐ No


☐ I took care of this.

Provide Instant Feedback to Students



Scan Answer Sheets and Correct Mis-bubbles

[MENU](#) | **Scan and Score**



We found a couple of potential problems with your scan

03 Omitted Questions

00 Multiple Answers

[No thanks, skip it](#)

[View and fix errors](#)

[MENU](#) | **Verify Scan**

Test Number: 1
Test Date: 9/27/2015
Test Type: PSAT/NMSQT

Section 1 - Question 19

Omitted

19 **A B C D**

A B C D

This question was omitted or did not correctly scan.
Choose an answer now or leave blank to omit this question.

Section 1 - Question 22

Omitted

22 **A B C D**

A B C D

This question was omitted or did not correctly scan.
Choose an answer now or leave blank to omit this question.

Section 2 - Question 13

Omitted

13 **A B C D**

A B C D

[Score Test](#)

Immediately View Scores, Detailed Analysis, and Answer Explanations


MENU | Score Summary | ✓

Test Number: 1
Test Date: 9/27/2015
Test Type: PSAT/NMSQT

Your Total Score

770 | 320 to 1520

Your Evidence-Based Reading and Writing Score

 **330** | 160 to 760

Your Math Score


 **440** | 160 to 760

MENU | Question Analysis | ✓

[Back To Score Report](#)

Test Number: 1
Test Date: 9/27/2015
Test Type: PSAT/NMSQT

Reading



13 Correct Answers | 34 Incorrect Answers | 0 Omitted Answers

1	✗	➤
2	✗	➤
3	✓	➤
4	✗	➤

MENU | Question Detail | ✓

[Back To Question Analysis](#)

Test Number: 1
Test Date: 9/27/2015
Test Type: PSAT/NMSQT

Math: Question 6

$2x^2 + 7x - 15 = 0$


If r and s are two solutions of the equation above and $r > s$, which of the following is the value of $r - s$?

[Hide Answer and Explanation](#)

☒ A $\frac{15}{2}$

☐ B $\frac{13}{2}$

☐ C $\frac{11}{2}$



Supporting Student Success with Official SAT Practice

Engaging Students in Official SAT Practice

There are three main approaches to supporting students using Official SAT Practice. The district or schools can decide how best to implement Official SAT Practice to support their students—a focus on one of these approaches or a combination of two or more.

Independent Practice

Students practice individually or in study groups at home.

Parent involvement is essential to encouraging independent practice:

- Share information about Official SAT at a parent night, with PTAs or parent group at school
- Encourage parents to work with student to set and stick to a study schedule
- Link to resources on website, through social media, make announcements, and post flyers around school
- In **Long Beach Unified School District, CA**, letters are sent to parents to engage families and help them understand their students' scores

Extracurricular Practice

Students practice in study hall, after-school sessions, or with a community-based organization:

- Incorporate Official SAT Practice tools during non content classes, such as a college prep class, Study hall, Advisory Period, or AVID courses
- Partner with Community-Based/College-Access Organizations to offer a place and time for students to practice
- **Houston Independent School District, TX** ran a districtwide initiative and had students practice during non-core, college skill-building classes

Teacher-Guided Practice

Students practice in class, using Official SAT Practice as a learning tool:

- Teachers incorporate independent practice into the class period and answer student questions

Some examples include:

- Use an SAT question from Official SAT Practice or the Daily Practice app as bell work or an exit ticket
- Assign 60 minutes of SAT practice per week as homework
- Ask students to report energy points, levels of progress, or quiz results
- **Orange County Public Schools, FL** incorporated Official SAT Practice into the school day, once a week during ELA classes across the district

Independent Practice Plans

Parent Involvement

- Share information about Official SAT at a parent night
- Encourage parents to work with student to set — and stick to — a study schedule
- Share information with PTAs or parent group at school

Study Groups

- Students form groups of 3-5 for practice
- Students meet on their own schedule for 60 minutes per week

Extracurricular Practice

Incorporate Official SAT Practice tools during noncontent classes

- Independent study, Study hall, Advisory Period, AVID courses, After-school programs
- Encourage students to use 30 minutes of class time two times per week for independent student practice

Partner with Community-Based/College — Access Organizations

- Train CBO/CAO staff in Official SAT Practice
- Designate a point-of-contact to coordinate communication
- Develop study plans for students – check out six-week schedule and adapt to needs
- Administer full-length practice tests

Coach Resources for Official SAT Practice

**Allow teachers, counselors
and other educators see
student
progress and provide targeted
help based on their practice**

[Lesson Plans](#)

[Coach Tools FAQ](#)

[Coach Tools Guide](#)

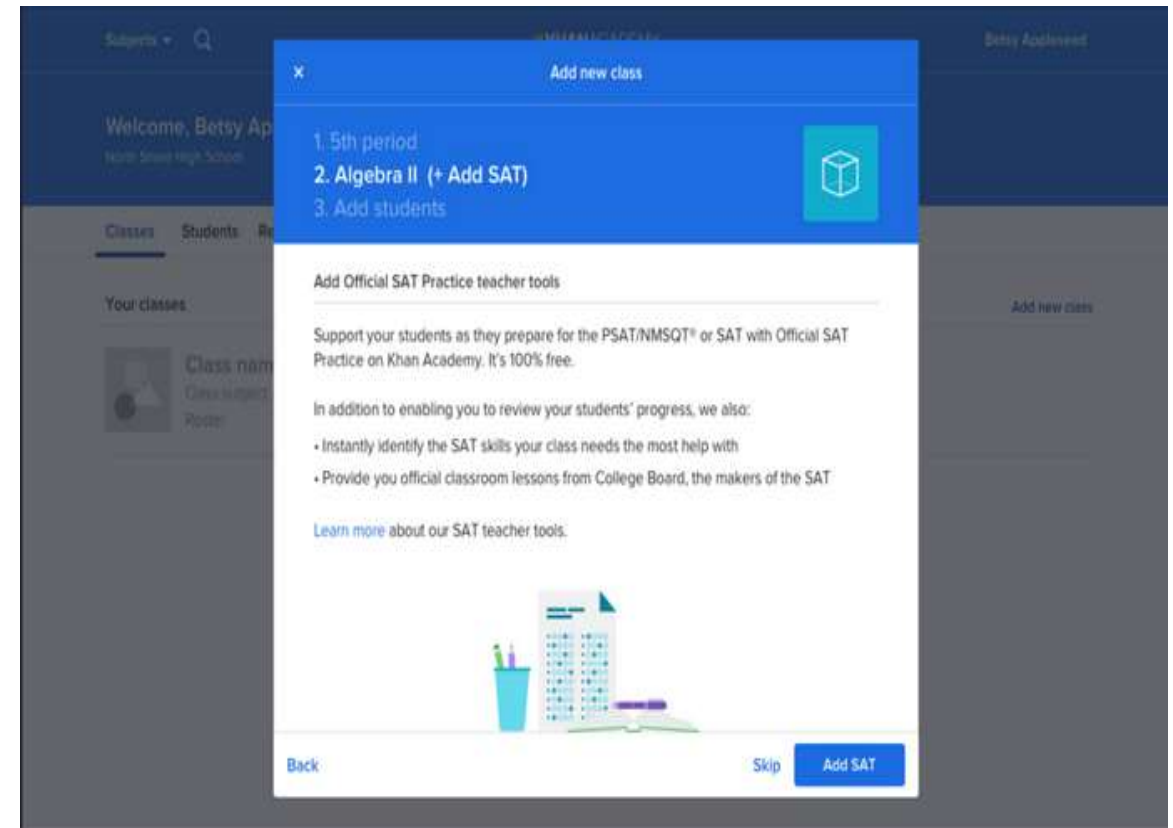
Features include:

- **Recommended SAT skills to focus on based on a class performance**
 - Lesson plans created by teachers for teachers available for skills in Math, Evidence Based Reading and Writing, and the Essay
 - Links to additional Khan Academy content and SAT content that can be assigned to the class based on the classes greatest needs
- **Student progress**
 - Their upcoming SAT test date
 - Problems completed, time spent, and practice tests scheduled
 - Notification if account is connected to their College Board account
- **Recently completed activity**
 - The top recommended skills for practice
 - Questions attempted, answer choices, and correct answers
 - Practice test scores

Setup a Class: Option 1

Add SAT coach tools to a regular subject class (math, English, science, etc.)

1. Select “Add new class.”
2. Name your class and hit next—or if you already have a class, - you can import from Google Classroom.
3. In the subject picker, select the primary subject for your class.
4. **In the next step, you will be invited to add the SAT coach tools. Click "Add SAT".**
5. Add students to your class or skip and finish class creation.
6. Select your new class in the dashboard, and go to the newly created SAT tab



Setup a Class: Option 2

Create class specifically for SAT prep

1. Select Add new class.
2. Name your class and hit next—or if you already have a class, you can import from Google Classroom.
3. In the subject picker, scroll down and select SAT.
4. Add students to your class or skip and finish class creation.
5. Select your new class in the dashboard, and go to the newly created SAT tab.

Add new class

1. Trigonometry 4th period
2. **Add subject**
3. Add students

Economics & finance

- ☐ Organic chemistry
- ☐ Biology
- ☐ AP Biology
- ☐ Health and medicine
- ☐ Electrical engineering

Economics & finance

- ☐ Microeconomics
- ☐ Macroeconomics
- ☐ Finance and capital markets

Test prep

- ☒ SAT
- ☐ MCAT
- ☐ GMAT
- ☐ IIT JEE
- ☐ NCLEX-RN

College, careers, & more

- ☐ College admissions
- ☐ Careers
- ☐ Personal finance
- ☐ Entrepreneurship

My subject isn't listed

- ☐ Other

[Back](#) [Skip](#) [Next](#)

Setup a Class: Option 3

Adjust settings of existing class

1. Select the relevant class.
2. Navigate to that class's Settings tab.
3. Select Turn on SAT test preparation reporting.
4. Locate and navigate to the newly created SAT tab in the class.

The screenshot shows the Khan Academy interface for a class named 'Trigonometry 4th period'. The top navigation bar includes 'Subjects', a search bar, the 'Khan Academy' logo, and a user profile icon. Below the navigation bar, there's a header for the class with a 'Back to all classes' link, the class name 'Trigonometry 4th period', and a 'Class code R4A6W4'. A tabbed interface shows 'Assignments', 'Progress', 'Skill Progress', 'Activity', 'Roster', and 'Settings' (which is selected). The 'Settings' section includes a 'Delete this class' link. The 'Class name' field contains 'Trigonometry 4th period' and a 'Save' button. The 'Subject' field shows 'No subject' with a 'Change subject' link. The 'SAT test preparation' section has a checkbox labeled 'Turn on SAT test preparation reporting', which is highlighted with a green box and a green arrow. Below this is the 'Sync with Google Classroom' section with a checkbox. The 'Email' section has a checkbox labeled 'Subscribe to a weekly class summary' which is checked.

Subjects Search KHANACADEMY anju

< Back to all classes

Trigonometry 4th period

Class code R4A6W4

Assignments Progress Skill Progress Activity Roster Settings

Settings Delete this class

Class name

Trigonometry 4th period Save

Subject

No subject Change subject

SAT test preparation

☐ Turn on SAT test preparation reporting

Sync with Google Classroom

☐ Sync with Google Classroom

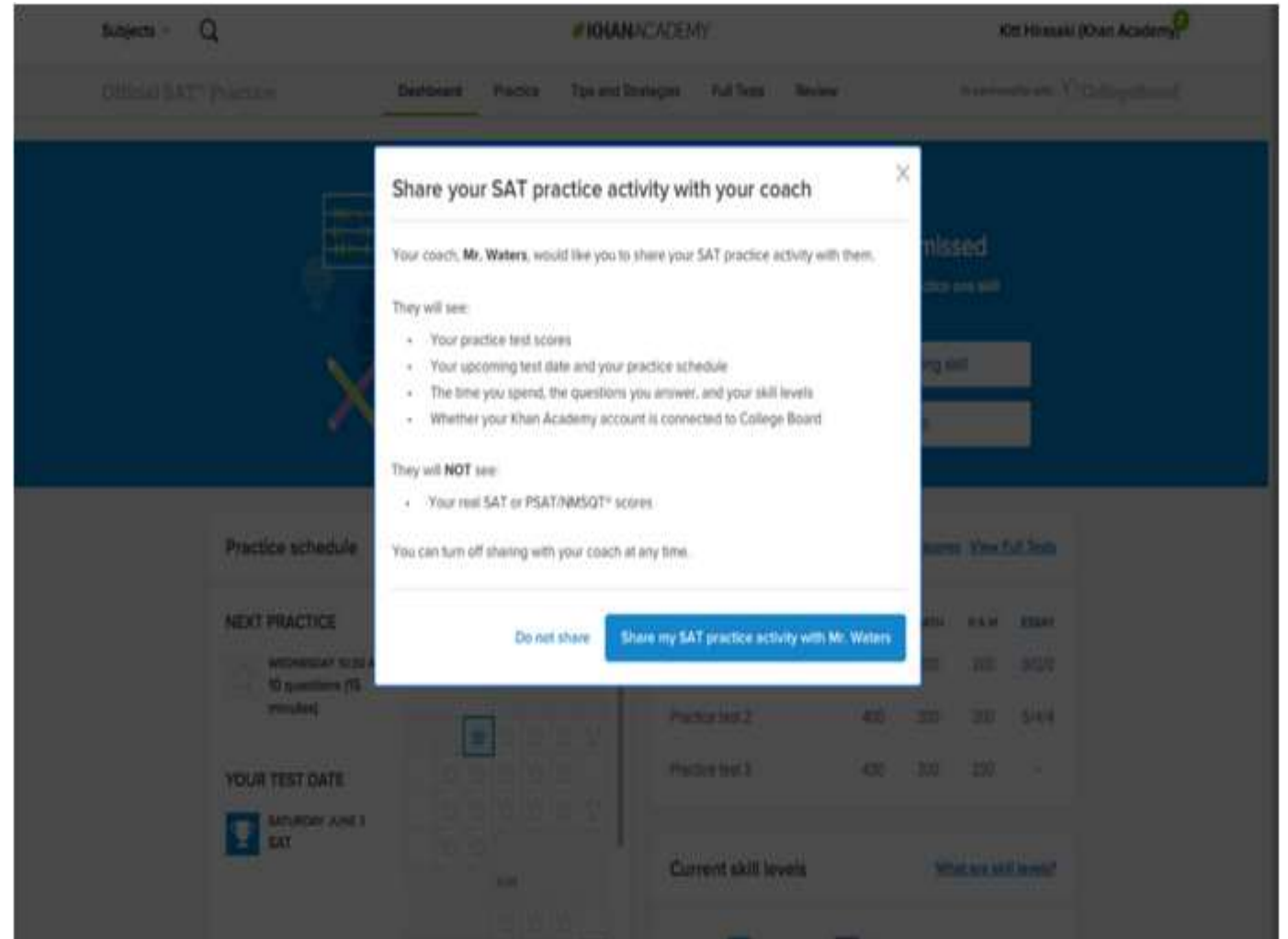
Email

☒ Subscribe to a weekly class summary

STEP 2: Adding Students

Once you've created your class and enabled the SAT tools, all of the students in that class will automatically get an invitation to share their SAT activity with you.

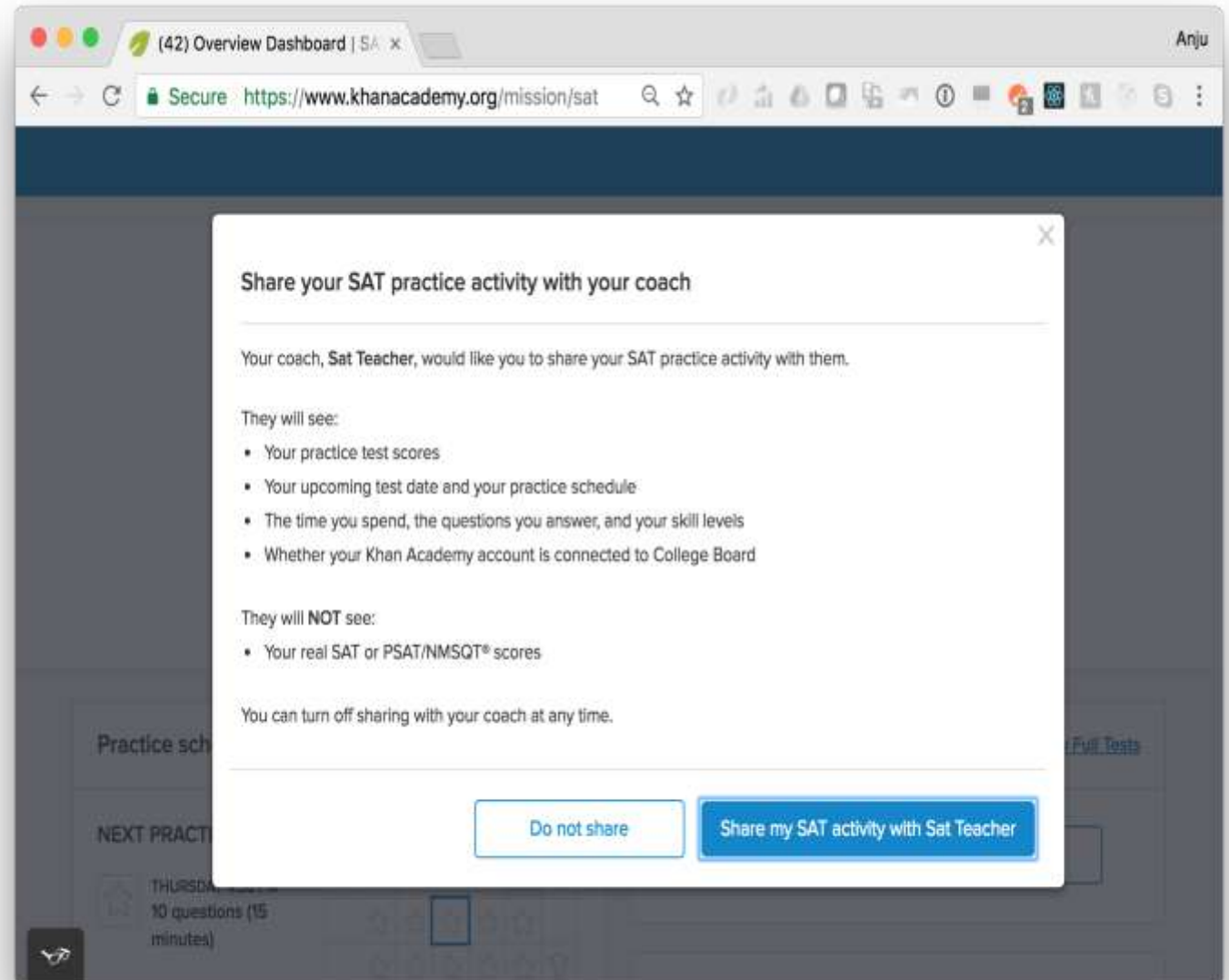
The first time they log in to Official SAT Practice after you've enabled the SAT coach tools and added students, they will see a pop-up on their SAT Dashboard. Once they agree to share, you will start seeing their information in your class.



Student permissions:

Students you added to your class will receive the following message

Note: In addition to adding a student to your class, your student will need to accept the SAT coach data sharing agreement. When you add students to an SAT class, they will see the following image on their SAT dashboard prompting them to share SAT data with you.



Class view

Subjects ▾

Search



KHANACADEMY

Aya Takemoto

< Back to all classes

Official SAT Practice TEST: SAT ▾

Class code
BYW23G

Assignments

Activity

SAT

Roster

Settings

Top Math classroom lessons [Hide](#)

Filter by skill name



Our classroom lesson plan recommendations are based on a combination of how frequently these specific skills appear on the test and your students' progress and skill levels. [Learn how skill levels work.](#)

Currently, coaches cannot assign SAT skill practice. [Learn more.](#)

RANK	SAT SKILL	STUDENTS PER SKILL LEVEL	
1	Systems of linear equations word problems		View details and browse lessons
2	Interpreting linear functions		View details and browse lessons
3	Solving systems of linear equations		View details and browse lessons

SAT Activity by Class

Based on
practice
schedule
set
by student

If a student has not
approved data sharing,
their name will appear
in a list at the bottom of
your coach dashboard.
You can re-initiate a
data-sharing request at
any time.

Recent SAT activity This week [Last week](#)

View your students' progress on their scheduled practice as well as whether they've connected their Khan Academy and College Board accounts.

STUDENT	TIME	SCHEDULED PRACTICE QUESTION GOAL	SCHEDULED PRACTICE TESTS	DAYS UNTIL TEST	CONNECTED TO COLLEGE BOARD
Alice	17 min	60 / 0	—	—	×
Bob	49 min	11 / 360	—	12 days	✓
Christina	3 min	0 / 120	—	12 days	×
Damien	1 min	0 / 100	—	12 days	✓
Eli	10 min	0 / 100	—	12 days	×
Fred	—	0 / 50	—	31 days	✓
Georgina	—	0 / 50	—	12 days	×
Hiro	5 min	0 / 50	—	12 days	×
Imogen	—	0 / 50	—	292 days	×
Julia	—	0 / 40	—	82 days	×
Kamala	5 min	0 / 0	—	—	×

Students who have not shared their SAT activity yet [Request SAT data sharing again](#)

Days until
official test
indicated in
practice
schedule

Indicates
schedule
of practice
test

“0 / 0”
indicates no
practice
schedule

View Details and Browse Lessons

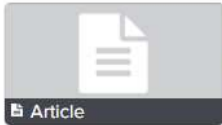
Lesson Content

Lesson plans for teachers, by teachers



Lesson 4: Fluency in Solving Linear Equations, and Linear Inequalities, and Systems of Linear Equations

SAT Math Lesson Plans



Lesson 5: Relationships Among Linear Equations, Lines in the Coordinate Plane, and the Contexts They Describe


SAT Math Lesson Plans

Official SAT Practice worked examples



Solving linear equations and linear inequalities — Basic example

Official SAT Practice examples



Solving linear equations and linear inequalities — Harder example

Official SAT Practice examples

Related content



Tutorial: Inequalities (systems & graphs)

Solving linear equations and linear inequalities



Multi-step linear inequalities

Solving linear equations and linear inequalities

Top recommended practice for

No students

Student skill levels



Level 1

No students

Level 2

[Aya Takemoto](#)

Level 3

No students

Level 4

No students

Official SAT Practice

Lesson Plans

for Teachers by Teachers

LESSON 1 (1 OF 5 FOR HEART OF ALGEBRA)

Linear Equations, Linear Inequalities, and Linear Functions in Context

Subscore: Heart of Algebra

Focus: Using algebra to analyze and solve problems in context, otherwise known as word problems

Objectives:

Students will

- identify and implement the steps necessary to use algebra to analyze and solve problems in context.
- define one or more variables that represent quantities in context, and write expressions, equations, inequalities, and/or functions that represent the relationships described in the context.
- solve equations and interpret their solutions in terms of the context.
- recognize that different questions could be asked about the same context.

Before the Lesson:

- Review Chapter 16 of the SAT® *Study Guide for Students*; especially the answers and explanations for Examples 1–4.
- Preview the Teacher Notes for this lesson.
- Make sure you have a way to display or hand out Examples 1–4 to the class.

Introductory Activity | 10 minutes

- Divide the class into three groups (one for each of the first three example problems). Each group can split into pairs for this activity.
 - ♦ Problems can be displayed and/or on slips of paper to hand out to students.
- Have each pair of students work on one of the example problems. As they complete the problem ask them to record the following:
 - a. Solve the problem—show all work and answer the question.
 - b. What do you need to know in order to be able to solve this problem?
 - c. What is the process you used to solve this problem?
- After pairs of students have completed solving their example problem, have them share the process with their group and see that all reach a consensus about the answer, what you need to know to solve the problem, and the process for solving it.

Official SAT Practice

Lesson Plans

for Teachers by Teachers

LESSON 18

Writing and Language— Putting It All Together

Subscore: Expression of Ideas; Standard English Conventions;
Command of Evidence; Words in Context

Focus: Completing two Writing and Language sets



Teacher Notes

Throughout these lessons to prepare students for the Writing and Language Test, students have been practicing the individual skills somewhat separately and in isolation. On the actual SAT®, however, students will have to apply multiple skills to a single passage. This lesson will give students an opportunity to work through two passages, demonstrate a variety of skills by answering sample SAT questions, and reflect on their strengths and weaknesses.

Objective:

Students will practice and reflect on all of aspects of the Writing and Language Test.

Before the Lesson:

- ☐ Preview the Writing and Language Test overview video, if you haven't already.
- ☐ Preview and print (if necessary) the student materials.

Opening Activity | 5 minutes

1. Remind students about the key skills the SAT Writing and Language Test asks students to demonstrate. Direct students to look at the overviews in the student materials for this lesson, and they may want to view this 2-minute overview of the Writing and Language Test from Khan Academy * (it was also suggested in Lesson 5).
<https://www.khanacademy.org/test-prep/sat/new-sat-tips-planning/about-the-sat-writing-language-test/v/sat-writing-and-language-test-what-to-expect>

Student view

Top recommended practice

These are the current recommended practice activities for Aya Takemoto. Currently, coaches cannot assign SAT skill practice. [Learn more.](#)

Each time they complete a timed mini- section (it's always the final activity), we will generate a new four-item list of practice recommendations.

Math



SKILL PRACTICE
Right triangle word problems



SKILL PRACTICE
Nonlinear equation graphs



SKILL PRACTICE
Radical and rational equations



TIMED MINI-SECTION
Math (Calculator OK)

Reading & Writing



SKILL PRACTICE
Reading: Science



SKILL PRACTICE
Writing: Argument



SKILL PRACTICE
Effective language use: Precision and concision



TIMED MINI-SECTION
Reading

Completed practice

All Math Reading & Writing Essay

July 13

CORRECT



DIAGNOSTIC QUIZ
Quiz 4 — Math (Calculator OK)

1 / 11

Recent activity

WEEK QUESTIONS

This week —

Practice plan

No plan created yet

Test Date

No test date chosen

Overall levels



Math



Reading & Writing

CollegeBoard.org

Not connected

Khan Academy Resources

- Go to satpractice.org/k12 for resources about Official SAT Practice on Khan Academy.
- View sample study plans and study-group ideas at sat.org/studygroup.
- Student resources for the SAT and PSAT-related assessments are at sat.org/k12.
- Instructional videos on Khan Academy at youtube.com/collegeboard

The graphic is a vertical rectangular poster with a blue header and footer. The header has the word "Practice" in large white serif font, with "for a lot more than a test" in a smaller, handwritten-style font below it. The main body is white. It features a section titled "GET READY FOR THE NEW SAT® WITH OFFICIAL SAT PRACTICE" with four bullet points. To the right is a blue circle with the text "Practice HAVING OPTIONS." in white. Below this is a section titled "STUDENTS HAVE ACCESS TO:" with four icons and descriptions: "FULL-LENGTH PRACTICE TESTS", "DAILY PRACTICE APP", "VIDEO LESSONS", and "INTERACTIVE PROBLEMS AND INSTANT FEEDBACK". At the bottom, there is a dark blue circle with "Sign up for free at SATPRACTICE.ORG" and a section titled "STOP PREPPING AND START PRACTICING." with a paragraph of text. The footer contains small copyright text and logos for CollegeBoard and Khan Academy.

Practice
for a lot more than a test

GET READY FOR THE NEW SAT® WITH OFFICIAL SAT PRACTICE

- Official SAT® Practice – from the creators of the SAT and Khan Academy®
- World-class test practice that's free to all students
- All online so students can practice anytime, anywhere
- Personalized to show students where they excel and where they need more work

Practice **HAVING OPTIONS.**

STUDENTS HAVE ACCESS TO:

- FULL-LENGTH PRACTICE TESTS**
Four official full-length practice tests, plus study and test-taking tips
- DAILY PRACTICE APP**
More practice available on your phone featuring questions of the day
- VIDEO LESSONS**
Easy-to-follow videos explain problems step by step
- INTERACTIVE PROBLEMS AND INSTANT FEEDBACK**
Get hints, explanations, and constant progress updates to know where you stand

Sign up for free at SATPRACTICE.ORG

STOP PREPPING AND START PRACTICING.

Every student in the world now has access to high-quality test practice for free, leveling the playing field like never before. Get the inside scoop on the SAT, and build your own personalized practice program today.

© 2019 The College Board. 00256_001
Khan Academy is a registered trademark of the Khan Group and other publications.

A college readiness partnership
CollegeBoard + KHANACADEMY

Additional Practice Links

General Practice Information: <https://collegereadiness.collegeboard.org/sat/practice>

SAT Practice on Khan Academy: <https://collegereadiness.collegeboard.org/sat/practice/khan-academy>

Downloadable Practice Tests: <https://collegereadiness.collegeboard.org/sat/practice/full-length-practice-tests>

Downloadable Practice Tests for Assistive Technology: <https://collegereadiness.collegeboard.org/sat/practice/full-length-practice-test-assistive-technology>

Downloadable MP3 Practice Tests: <https://www.collegeboard.org/students-with-disabilities/after-approval/taking-sat-accommodations>

Large font and Braille practice tests are available by contacting the College Board SSD Department at 844-255-7728 or ssd@info.collegeboard.org



Thank You!

**If you have questions or need assistance, please contact us at:
ilsat@collegeboard.org.**