



New for 2022 Summary








New for 2022 Summary – 1 of 4

2

- New ELA & math proficiency targets
 - Baseline of 2021 state average performance
 - Three **grade groups** at the 3-8 level – [3 & 4] [5 & 6] [7&8]
 - <https://www.isbe.net/Pages/Accountability-Indicators.aspx>

Resources:

- ELA and Math Waiver Cohort Baseline and Annual Proficiency Targets and Long-Term Goals
 - Grades 3 and 4 
 - Grades 5 and 6 
 - Grades 7 and 8 
 - Grade 11 
 - All Grades 
- Science proficiency replaced with **participation rate**
2022 ONLY



New for 2022 Summary – 2 of 4

3

- Two student growth percentiles (SGP) calculations, using the one with the higher statewide mean
 - Standard **cohort SGP** – compares students to their academic peers from the same grade & subject in the same academic year (i.e. 2022)
 - New **baseline SGP** – compares student to their academic peers from the same grade & subject in a prior baseline academic year (i.e. 2019)
 - Only interesting when they're different
- One scoring formula for composite 4-, 5-, & 6-year cohort graduation rate
 - $[\text{Composite weighted cohort graduation rate} * 3.7975] - 253.16456$
 - A weighted composite graduation rate ≥ 93 is 100 points and a weighted composite graduation rate ≤ 66.667 is 0 points.

New for 2022 Summary – 3 of 4

4

- English learner progress to proficiency (ELPtP)
 - Every EL student in SY2020-21 gets **1 additional year** to their timeline (as a “partial year”)
 - Using **2020 as the prior** score for scale score gain calculation
 - Functionally excludes students **newly identified as ELs in 2021**
- **Differentiated scoring bands** for chronic absenteeism
 - 2022 less than 2021 by more than 7.5 percentage points = 1.25 multiplier
 - 2022 less than 2021 between 5.01 – 7.5 = 1.2 multiplier
 - 2022 declined between 2.51 – 5 = 1.15 multiplier
 - 2022 declined between .01 – 2.5 = 1.1 multiplier
 - 2022 no more than 5 percentage points = 1.05 multiplier
 - All else = 1.0 multiplier



New for 2022 Summary – 3 of 4

5

- Option to exit status early in 2023. Exited early in 2023 if...
 1. Newly identified as Targeted or Comprehensive in 2022, **AND**
 2. In one of 3 2022 eligibility groups, **AND**
 3. Assessment participation rates (all subjects, applicable groups) in 2023 are at or above the 95% testing threshold, **AND**
 4. 2023 designation is Commendable or Exemplary

- **Meta-indicator implementation delayed until 2025**
 - Includes college and career readiness, P-2, elementary/middle and fine arts indicators.
 - Will validate indicators using 2022, 2023 and 2024 data.