

PearsonAccess Next

Frequently Asked Questions


- [What is PearsonAccess Next?](#)
- [What's the difference between the PANext live site and the PANext training site?](#)
- [Do the live site and the training site require separate logins?](#)
- [How do I gain access to PANext?](#)
- [Do I automatically have access to both the live site and the training site?](#)
- [I do have an account but I don't know my username or password. How do I find that?](#)
- [I have a user account but I need to add other users. How do I do that?](#)
- [Who should be added as a user?](#)
- [How do I add students into PANext?](#)
- [How do I change test administrations?](#)
- [How do I select a specific organization?](#)
- [When I go to the user/organization/students section of PANext, I don't see anything. How do I view this?](#)
- [After following this step, I still can't see any users/organizations/students.](#)
- [What's an infrastructure trial?](#)
- [What is the test administrator's role in PANext?](#)
- [What is TestNav8?](#)
- [What are Educator Portal and KITE Client?](#)

What is PearsonAccess Next?

PearsonAccess Next (PANext) is the managing system for PARCC. It is where student data will be held, where tests will be managed, and where reports can be viewed. The user guide can be found [here](#).

What's the difference between the PANext live site and the PANext training site?

The [live site](#) is where real student data are held and managed. The [training site](#) is an environment where users can explore and interact with all site features without the fear of disrupting real data. The training site also provides the opportunity for an infrastructure trial. The live site has a blue theme and the training site has a brown theme.



Do the live site and the training site require separate logins?

If you have access to both sites, the login information is the same. However, if you login to one, you will not automatically be logged into the other. They are separate websites. If you reset your password in one, it will be reset in both, though.

How do I gain access to PANext?

District leaders (superintendents, directors, etc.) received a login to the training site in early September. It is their responsibility to add other users within their district.

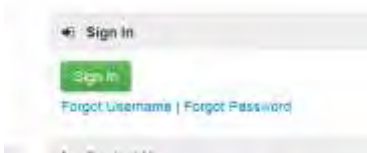
PearsonAccess Next Frequently Asked Questions

Do I automatically have access to both the live site and the training site?

Not necessarily. Any users that were added prior to November 25 were then copied over to the live site as well. If you were added after that date, however, you would need to be added to both the live site and training site individually.

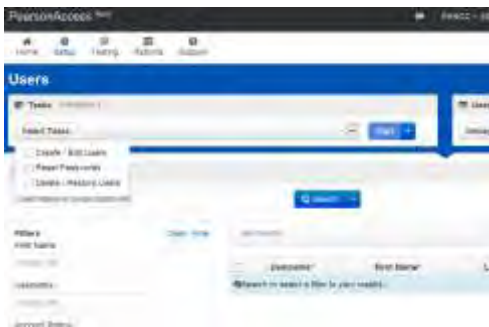
I do have an account but I don't know my username or password. How do I find that?

If the state added you as a user, your username is your email address. If it wasn't the state that added you, then you'll want to check with the person that created your account. If you don't know your password, you can click the "forgot password" button on the login screen. From here you can enter your username and email (which might be the same) and you will receive a password reset link from parcc@support.pearson.com.



I have a user account but I need to add other users. How do I do that?

You'll find this under "Setup > Users." Back in September we created [this short tutorial](#) to walk you through this process.



Who should be added as a user?

Anyone who is involved in the testing process should be added as a user. For online testing, it should be the test coordinator(s), technology coordinator(s), and all test administrators. For paper testing, the test administrators and technology coordinators are not required.

How do I add students into PANext?

All student uploads to the live site will be handled via the [Illinois Student Information System](#) (SIS). SIS will transfer the student data to PANext. You do not have the ability to upload student data directly into the PANext live site.

PearsonAccess Next Frequently Asked Questions

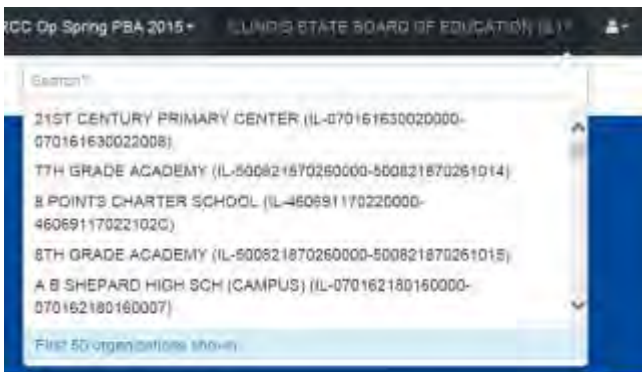
How do I change test administrations?

At the top of the screen you can toggle the test administration (Fall, Spring, etc.). After you change it, it should remain on that administration until you change it to something else (even if you log out).



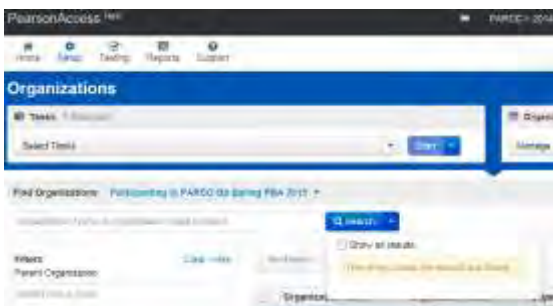
How do I select a specific organization?

If you have access to multiple organizations (depending on your user permissions), you can change the one you're viewing by toggling to it in the upper right of the screen.



When I go to the user/organization/students section of PANext, I don't see anything. How do I view this?

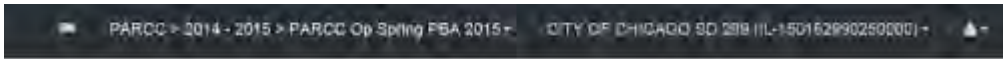
In order to see any of these things, you need to click the down arrow next to the search button and select "show all results." Another option is to search for a user/organization/student individually.



PearsonAccess Next Frequently Asked Questions

After following this step, I still can't see any users/organizations/students.

Make sure you are looking at the correct test administration and the correct organization (at the top of the page).



What's an infrastructure trial?

It is a “dry run” that will test the school’s technology and give experience to everyone involved in the process (students, test administrators, test coordinators, technology staff, etc.). This can be done through the training site. The infrastructure trial guide can be found [here](#).

What is the test administrator's role in PANext?

Test administrators only need to be in PANext for online testing. Before students can begin testing, the test administrator will need to click a button to “start” the test session. They will then hand out the test tickets (which are printed from PANext) that will allow students to login to TestNav8. While students are testing, the test administrator will be able to view their progress and assist if any students get kicked out of the system. After testing, the test administrator will need to click a button to “stop” the test session.

What is TestNav8?

It is the testing platform where the students will login and actually take the test. The user guide can be found [here](#).

What are Educator Portal and KITE Client?

These are the systems for the Dynamic Learning Maps Alternate Assessment (DLM-AA). They are not a part of the PARCC system. Educator Portal is the DLM-AA equivalent to PearsonAccess Next and KITE Client is the DLM-AA equivalent to TestNav8.