



Illinois Report Card

A Guide to Understanding PARCC Scores

James T. Meeks, Chairman; Tony Smith, Ph.D., State Superintendent of Education

created by the Data Analysis Division, Illinois State Board of Education

Accessing and understanding the 2015 Partnership for Assessment of Readiness for College and Careers (PARCC) assessment scores is an interactive and user-friendly process when using the Illinois Report Card. Educators and parents can view scores for their school and see how those scores compare to schools within their district and throughout the state.

This guide will explain how the PARCC scoring process differs from the previous ISAT and PSAE scoring and how to access and export the scores from the Illinois Report Card website.

Table of Contents

The PARCC Scoring Method: Scale Scores and Performance Levels	1
Accessing and Understanding the PARCC Performance Levels	2
Resources and Contact Information	5

The PARCC Scoring Method: Scale Scores and Performance Levels

In the past, state assessments have ranked student scores using a 4-point scale: **warning, below, meets, or exceeds**. PARCC differs from these previous assessments because PARCC utilizes a comprehensive **5-point Performance Level scale** to assess student achievement. Specifically, student achievement with PARCC is calculated using **scale scores** and corresponding **Performance Levels**.

A **scale score** is a numerical value that summarizes student performance. Since all students respond differently to testing, the student's **raw score** (actual points earned on test items) is adjusted to account for the subtle differences among the various forms and administrations of the test. This adjustment creates the scale score. **PARCC scale scores range from 650 to 850 for all tests.**

For more information on the various scale scores and ranges, including actual numerical ranges per grade and subject, please reference Appendix A: Scale Score Ranges from the PARCC Score Report Interpretation Guide at www.isbe.net/assessment/pdfs/parcc/2015/score-reports/score-report-interp-guide-14-15.pdf.

These overall scale scores for English language arts (ELA) and mathematics determine a student's **Performance Level**. Each Performance Level is a broad level defined by a student's overall scale score and is used to report student performance by describing how well students met the expectations for their grade level/course. The five Performance Levels within PARCC provide a more accurate and detailed look at student progress than the 4-point scale used in previous assessments.

The five Performance Levels for PARCC assessment are ranked as follows, with Level 1 being the lowest and Level 5 the highest:

Level 1: *The student performance demonstrated at this level did not yet meet academic expectations for the knowledge, skills, and practices embodied by the standards assessed at their grade level or course.*

Level 2: *The student performance demonstrated at this level partially met academic expectations for the knowledge, skills, and practices embodied by the standards assessed at their grade level or course.*

Level 3: *The student performance demonstrated at this level approached academic expectations for the knowledge, skills, and practices embodied by the standards assessed at their grade level or course.*

Level 4: *The student performance demonstrated at this level met academic expectations for the knowledge, skills, and practices embodied by the standards assessed at their grade level or course.*

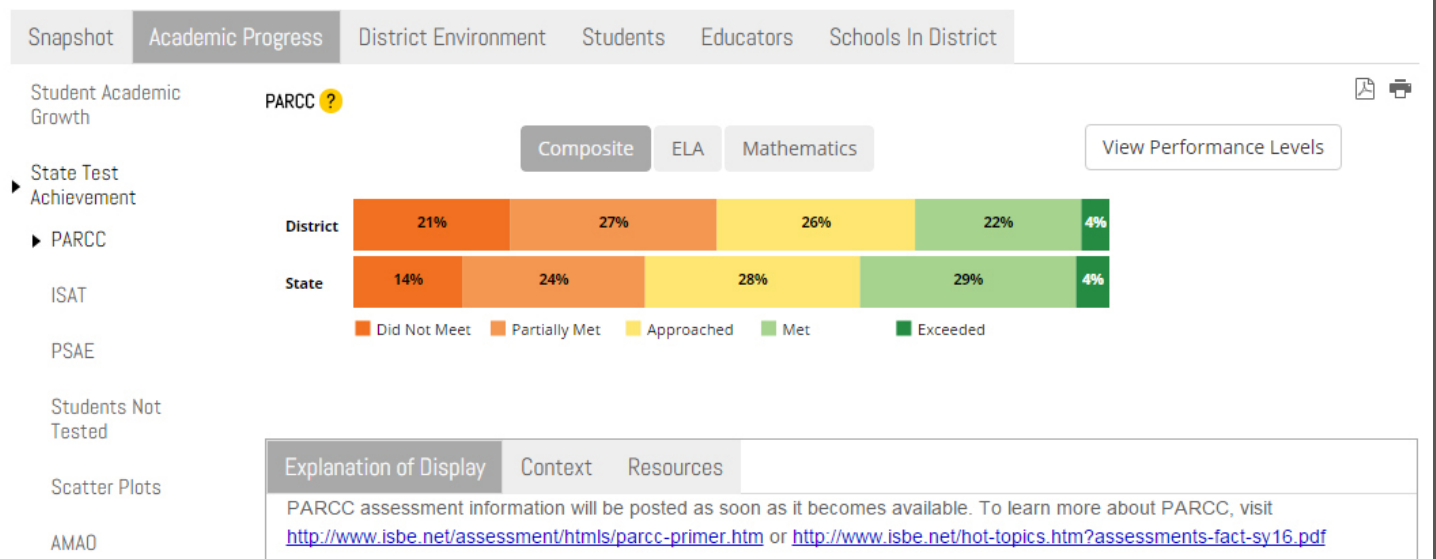
Level 5: *The student performance demonstrated at this level exceeded academic expectations for the knowledge, skills, and practices embodied by the standards assessed at their grade level or course.*

Students with Performance Levels 4 and 5 (met or exceeded expectations) have demonstrated readiness for the next grade level or course, which is considered “on track” for college and careers as defined by the new Illinois Learning Standards. For more information about the Illinois Learning Standards, visit the Standards homepage at www.isbe.net/ils/.

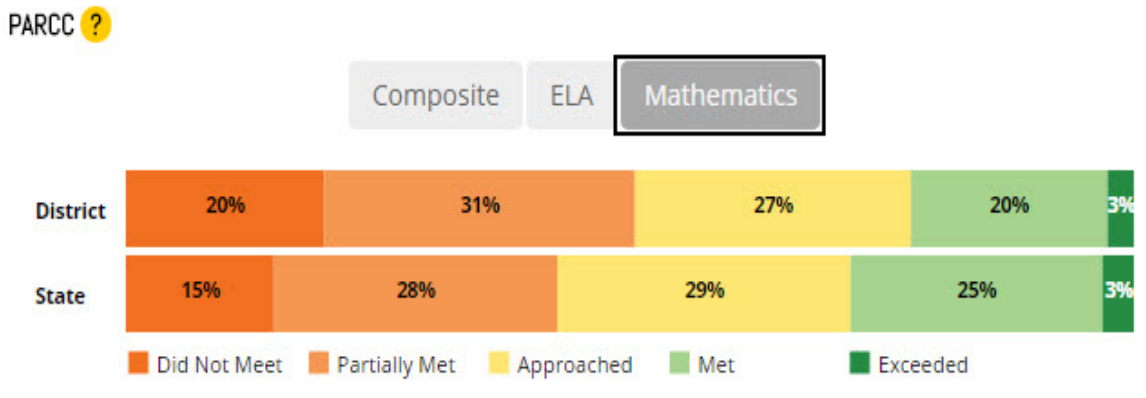
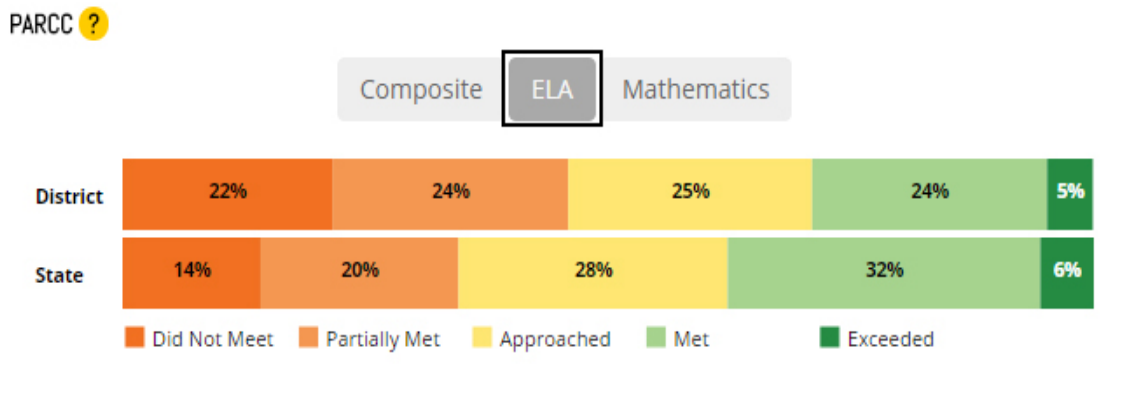
Accessing and Understanding the PARCC Performance Levels

The PARCC performance levels are displayed by school, district, and state on IllinoisReportCard.com. To see the overall performance levels, select your district or school, and then click “State Test Achievement” from the left-hand navigation panel. This will show the PARCC totals for the selected school or district.

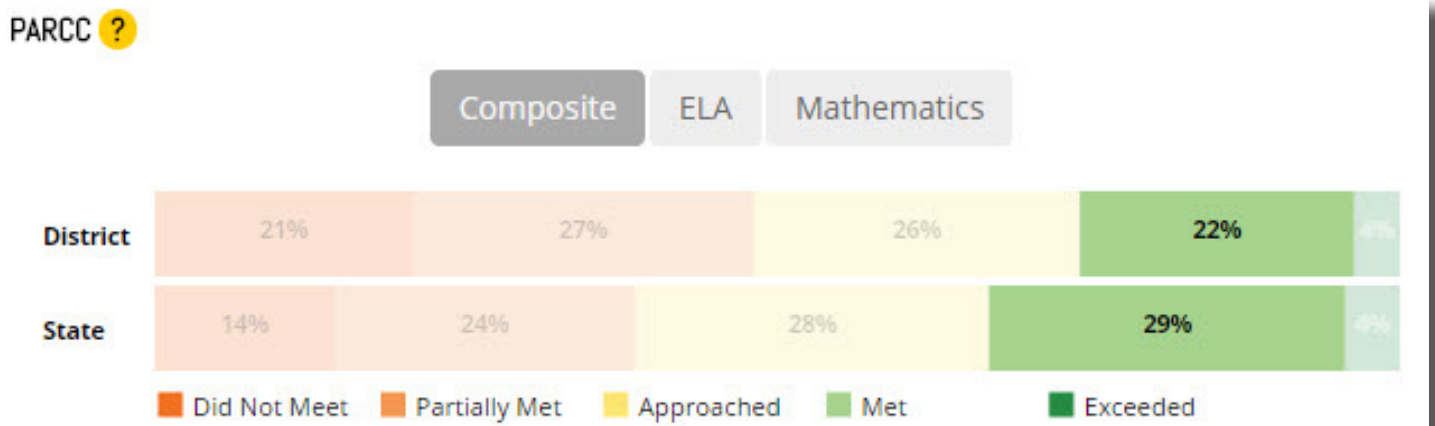
WHOVILLE SD 100



The default selection will be the Composite, which is a combination of the ELA (English language arts) and math performance levels. Click “ELA” and “Mathematics” to get the individual Performance Levels for those two subjects, as below:

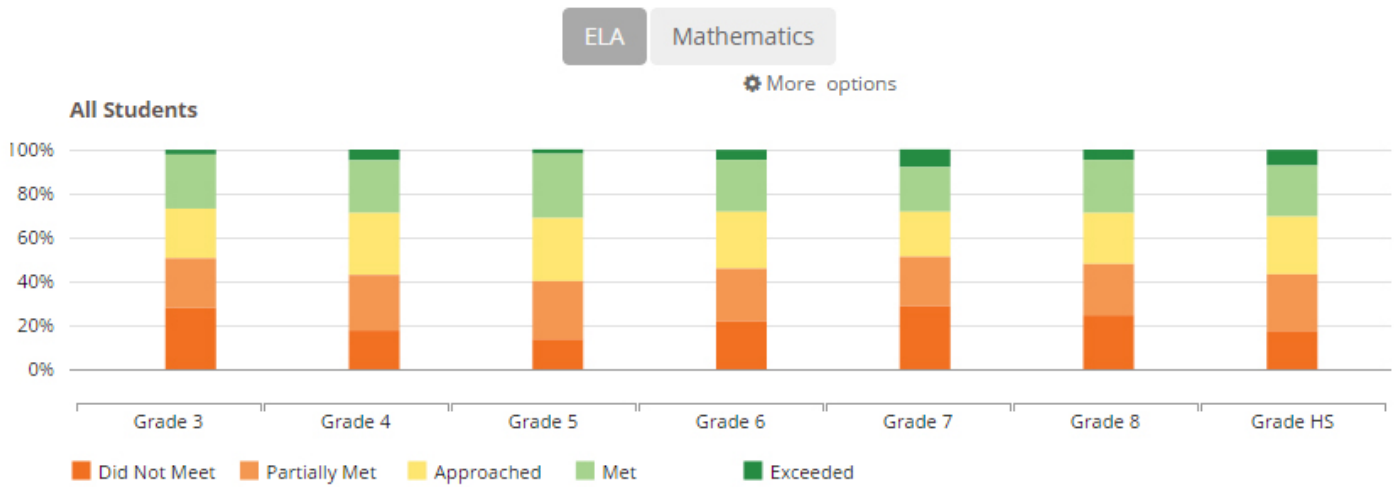


Hovering over each performance level will highlight only the percentage of students in that level. In the “Whoville” example used here, hovering over “Met” shows the district and state totals of those that “met” (Level 4) state standards.



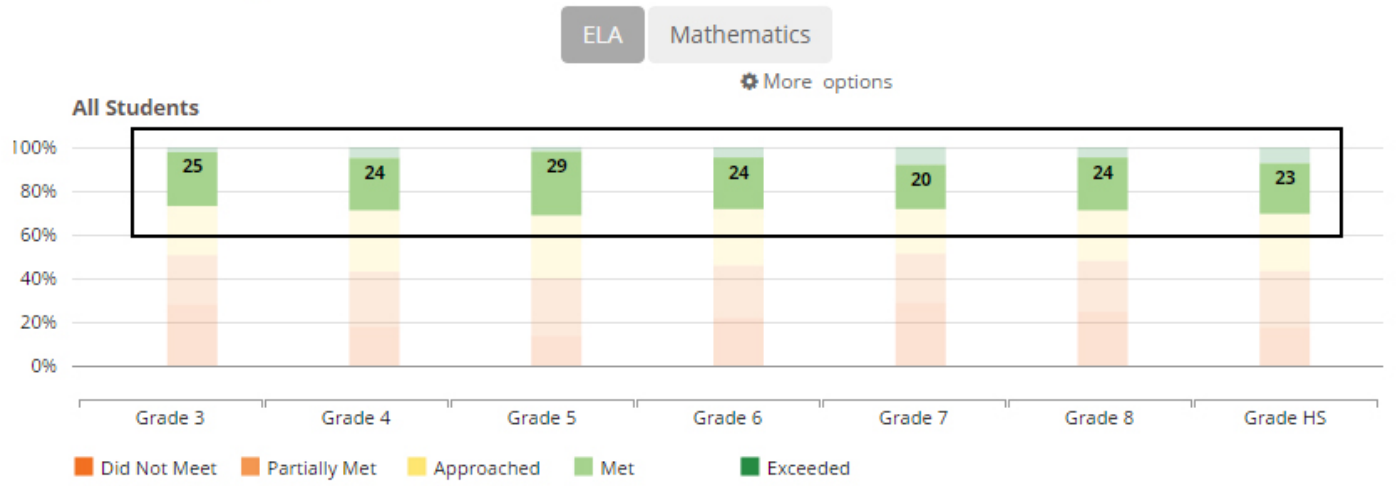
Click “View Performance Levels” to see the performance levels broken out into relevant grades. Unlike the previous screen, the default here will be “ELA.” To see the Math Performance Levels, select Math.

PARCC Performance Levels ?



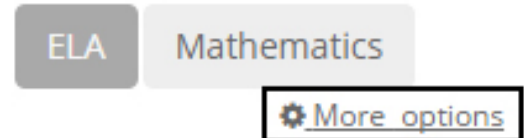
Hovering over each performance level will show only the percentage of students in that level. In this example, hovering over “Met” shows the percentage of students who received a Level 4 on the ELA PARCC per grade.

PARCC Performance Levels ?

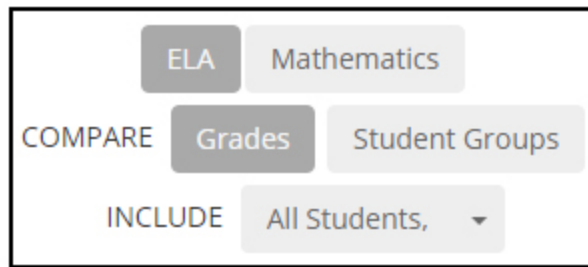


To view the performance levels by more specific parameters, select “More Options” under the “ELA” and “Math” categories.

PARCC Performance Levels ?

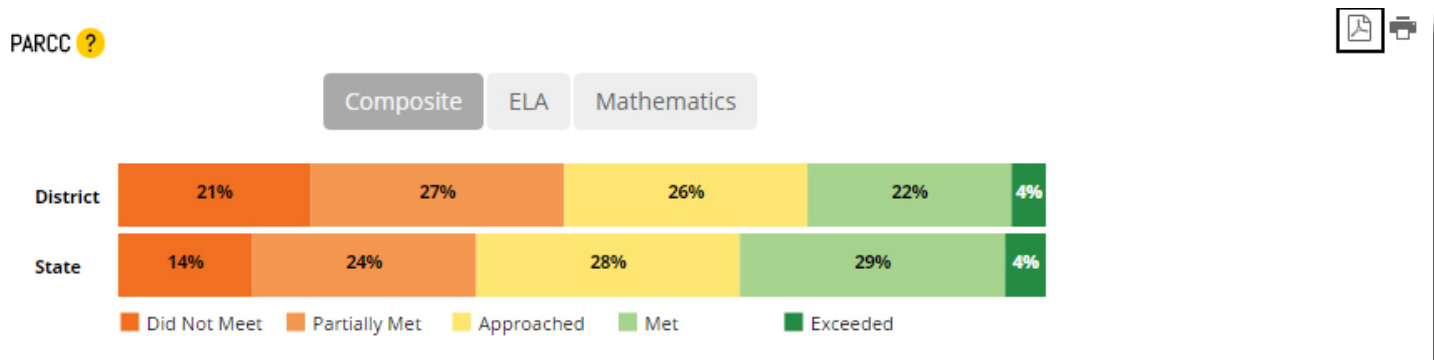


Selecting “More Options” will trigger a menu where more detailed selections may be made.



The graphs will show the updated search parameters.

Exporting and printing any report is simple. To export a report, click the PDF icon at the top right of the chart, which will generate a PDF version of the displayed report. This report can then be printed or saved as appropriate.



Resources and Contact Information

For a more in-depth explanation of performance levels, please reference the PARCC Score Report Interpretation Guide at <http://www.isbe.net/assessment/pdfs/parcc/2015/score-reports/score-report-interp-guide-14-15.pdf>.

For a more in-depth explanation of PARCC performance levels for parents, please reference the PARCC Score Report Interpretation Guide for Parents at <http://www.isbe.net/assessment/pdfs/parcc/2015/score-reports/score-report-interp-guide-14-15-parents.pdf>.

For questions regarding the Illinois Report Card or PARCC scores, please email reportcard@isbe.net.