

## TUTORIAL

# Understanding 2023 PSAT™ 10 Results

Access the student score report and discover next steps.

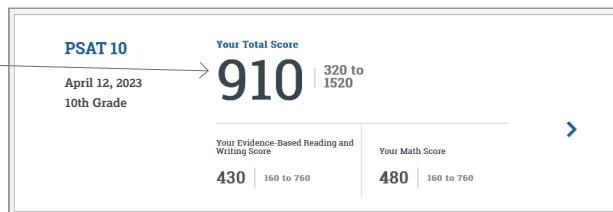
## Viewing the Score Report

Students may log in to their College Board account or create one at [studentscores.collegeboard.org](https://studentscores.collegeboard.org).

A dashboard will show their most recent scores.

### Total Score

Selecting the arrow next to the score leads to their detailed score report.



Dashboard

### Section Scores

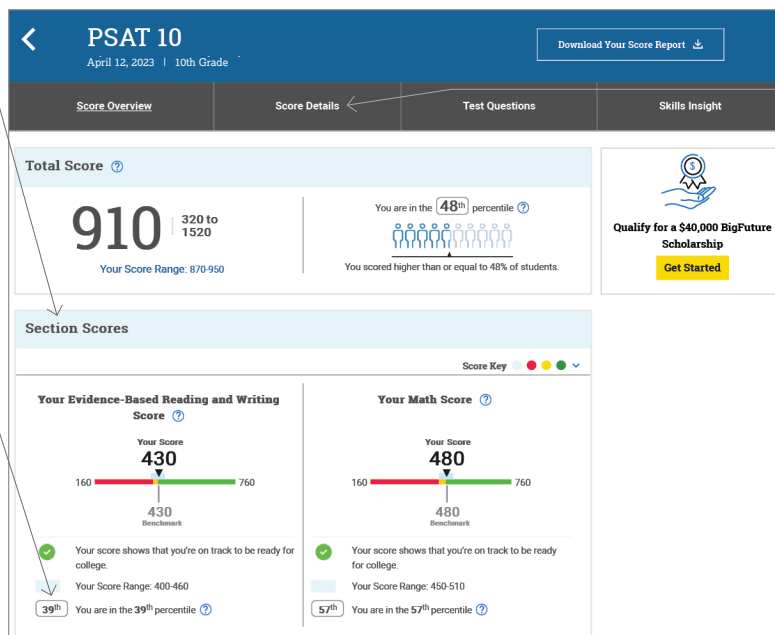
This student's Evidence-Based Reading and Writing score is 430, and their Math score is 480. In both Evidence-Based Reading and Writing and Math, the student's score has reached the benchmark.

This means they are on track for college readiness.

### Percentiles

In Evidence-Based Reading and Writing, this student scored as well as or better than 39% of a nationally representative group of sophomores.

In Math, this student scored as well as or better than 57% of a nationally representative group of sophomores.



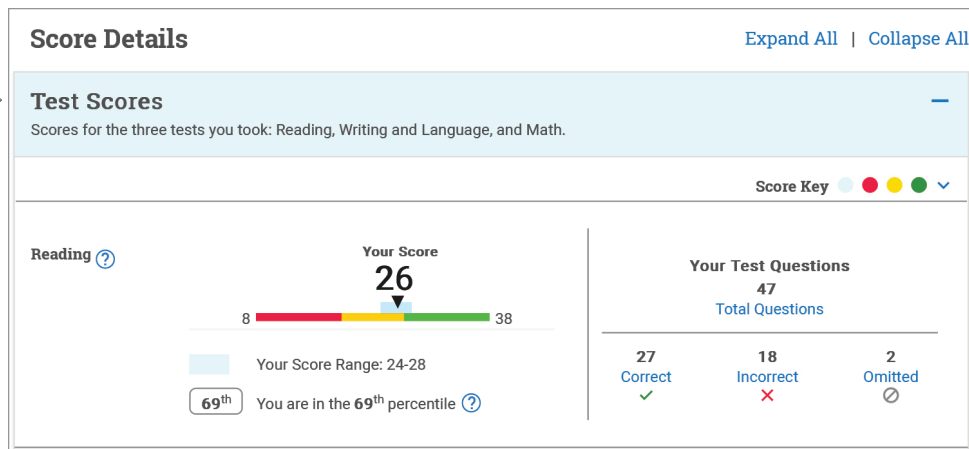
Score Overview

### Score Details

Selecting **Score Details** takes the student to more information about test scores and subscores.

## Test Scores

Test scores range from 8 to 38. This student scored a 26 and is in the yellow on the Reading Test, indicating they are below the average student performance of those who met the benchmark by 1 year or less.



Test Scores

## Next Steps for Students and Parents/Guardians:

View a video walk-through of the score report: <https://youtu.be/xeKCcb59R6A>

Learn more about understanding and using scores: [satsuite.collegeboard.org/psat-10/scores](https://satsuite.collegeboard.org/psat-10/scores)