



Official SAT[®] Practice on Khan Academy[®]

SAT[®] Suite Question Bank



December 5-9, 2022

Agenda

What we'll cover in today's webinar:

- Official SAT[®] Practice on Khan Academy[®]
 - Getting Started: Student Experience
 - Teacher Dashboard Tools: Educator Experience
 - Creating Classes and Adding Students
 - Planning for Usage
 - Leveraging Study Groups
- SAT[®] Suite Question Bank (SSQB)
 - Access to the SSQB
 - Using the SSQB

Brief Overview of Official SAT[®] Practice on Khan Academy[®]





Tiffany's Path to Success

SEND SCORE DATA



COLLEGE
BOARD



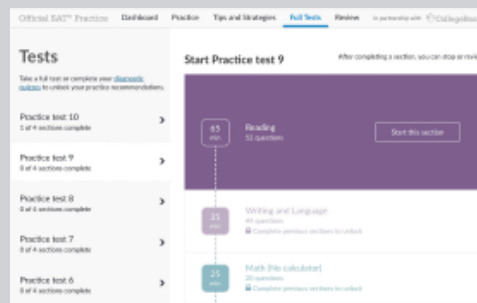
KHAN
ACADEMY

OR TAKE A DIAGNOSTIC QUIZ

PERSONALIZED LEARNING ROADMAP



ONLINE OFFICIAL SAT PRACTICE TESTS



POWERED BY SCHOOLS,
EDUCATORS, COMMUNITY GROUPS

CONTINUOUS PRACTICE



Success!

SAT[®] Achievement Associated with Official SAT Practice on Khan Academy[®]

These results are based on over 500,000 students from the class of 2019.

Practice is associated with better SAT[®] outcomes regardless of gender, race, and parental education level.



Student Experience

Why Link Khan Academy® and College Board Accounts?



Personalized practice and recommendations:

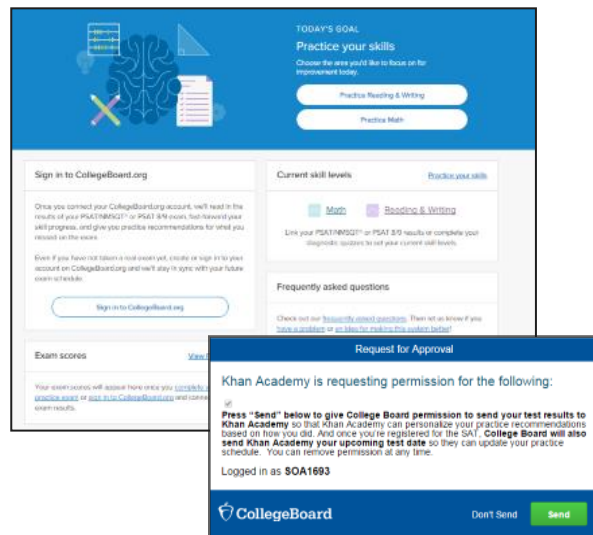
Once students link their accounts, Khan Academy individualizes student practice based on their results from the SAT®, PSAT/NMSQT™, PSAT™ 10, and PSAT™ 8/9.

Jump right into practice:

No additional diagnostic quizzes are needed.

Steps to Link College Board and Khan Academy® Accounts

View a [short video](#) about the linking steps.



Step 1

Students log in or create a Khan Academy® account at satpractice.org.

Step 2

When prompted, students can agree to link their Khan Academy® and College Board accounts.

Step 3

Students sign in or create a College Board account.

Step 4

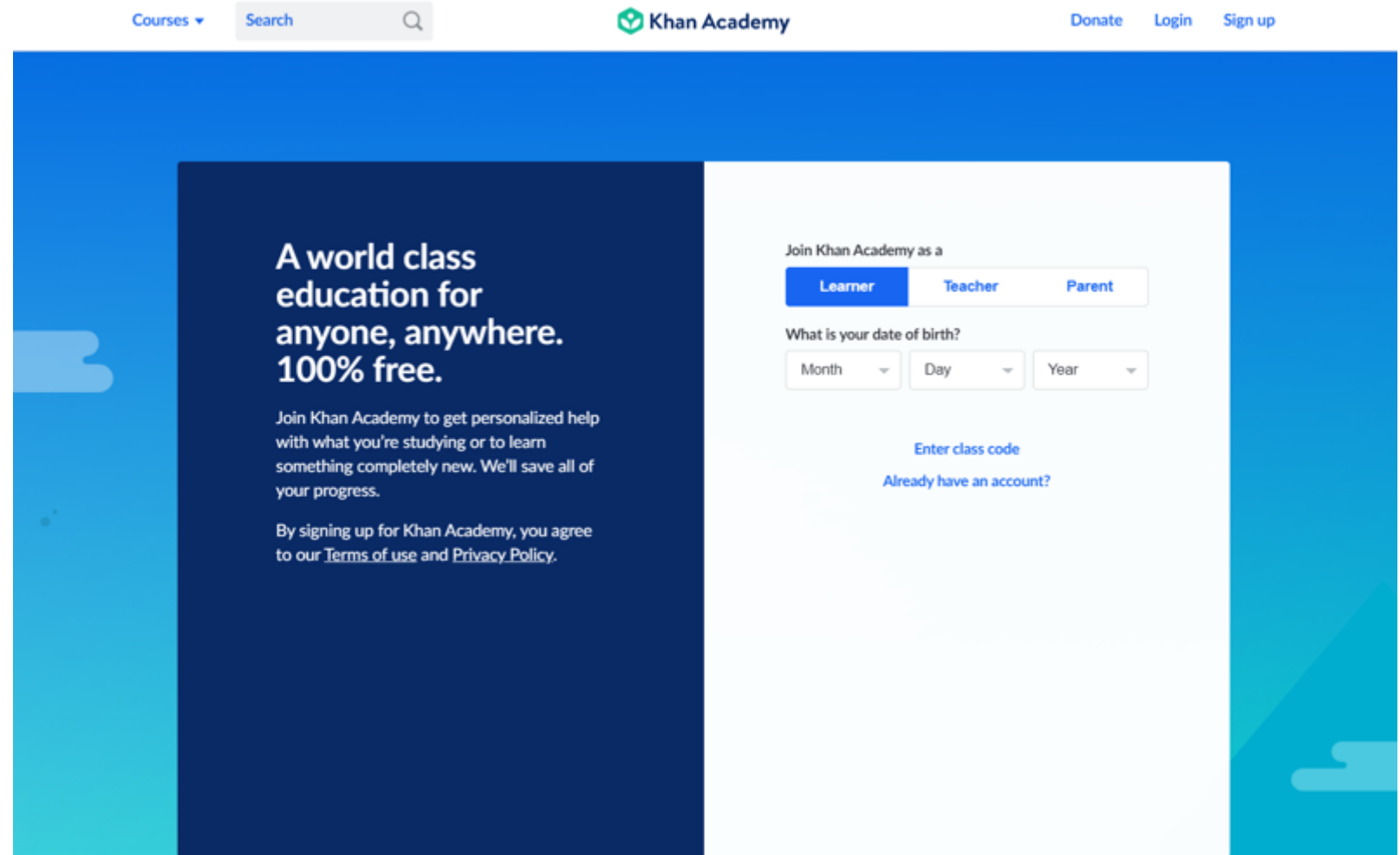
When prompted, students click “Allow” to authorize the account linking.

Step 5

Students start practicing on Official SAT® Practice on Khan Academy®!

Step 1: Create or Log In to Khan Academy® Account

www.satpractice.org

The image shows the Khan Academy website's sign-up page. At the top, there is a navigation bar with 'Courses' and a search bar on the left, the 'Khan Academy' logo in the center, and 'Donate', 'Login', and 'Sign up' links on the right. The main content area has a blue background. On the left, a dark blue box contains the text 'A world class education for anyone, anywhere. 100% free.' followed by a paragraph about personalized help and a link to terms and privacy. On the right, a white box contains the sign-up form. It starts with 'Join Khan Academy as a' and three buttons: 'Learner' (selected), 'Teacher', and 'Parent'. Below this is 'What is your date of birth?' with three dropdown menus for 'Month', 'Day', and 'Year'. At the bottom of the white box are two links: 'Enter class code' and 'Already have an account?'.

Step 2: Link Khan Academy® and College Board Accounts

Welcome to Official SAT® Practice

KHANACADEMY

Exit SAT practice

Question 1 of 2

Have you already taken the SAT, PSAT/NMSQT®, PSAT 10, or PSAT 8/9?

If so, we can start by practicing what you missed on your test.


If not, no worries! Our diagnostic quizzes and practice tests will figure out what you should practice first.

A

Yes, I have taken the SAT, PSAT/NMSQT®, PSAT 10, OR PSAT 8/9.

B

No, I haven't taken any of these tests yet.



Do 2 questions:

1

2

Next to question 2

Welcome to Official SAT® Practice

KHANACADEMY

Exit SAT practice

Question 2 of 2


To start practicing what you missed on your test, sign in to CollegeBoard.org and send your test results to Khan Academy.

A

Sign into CollegeBoard.org and send my test results to Khan Academy.

B

Skip connecting to CollegeBoard.org and take a diagnostic quiz or practice test instead.



Do 2 questions:

✓ 1

2

Onward!

Step 3: Sign In to College Board Account

The screenshot shows the College Board website's security check interface. At the top, a navigation bar includes links for SAT, PSAT/NMSQT, AP, College Planning, College Search, Professionals, and a More dropdown menu. The CollegeBoard logo and a Help link are on the right. The main content area is titled "Security Check" and is divided into two panels. The left panel, "Verify Password", shows the username "ACMIHM24" and a password input field with a red border. Below the field are links for "Forgot Password?" and a "Sign In" button. The right panel, "Not Your Account?", contains a message: "If this is not your account you must sign out before you can enter your account information." and a blue "Sign Out" button. The footer contains several sections: "College Board" with links like About Us, Careers, and Site Map; "Our Programs" listing SAT, SAT Subject Tests, AP, PSAT/NMSQT, and PSAT-10; a list of other programs like ACCUPLACER and CLEP; and social media links under "Follow Us".

SAT PSAT/NMSQT AP College Planning College Search Professionals More ▾ CollegeBoard

Help

Security Check

Verify Password

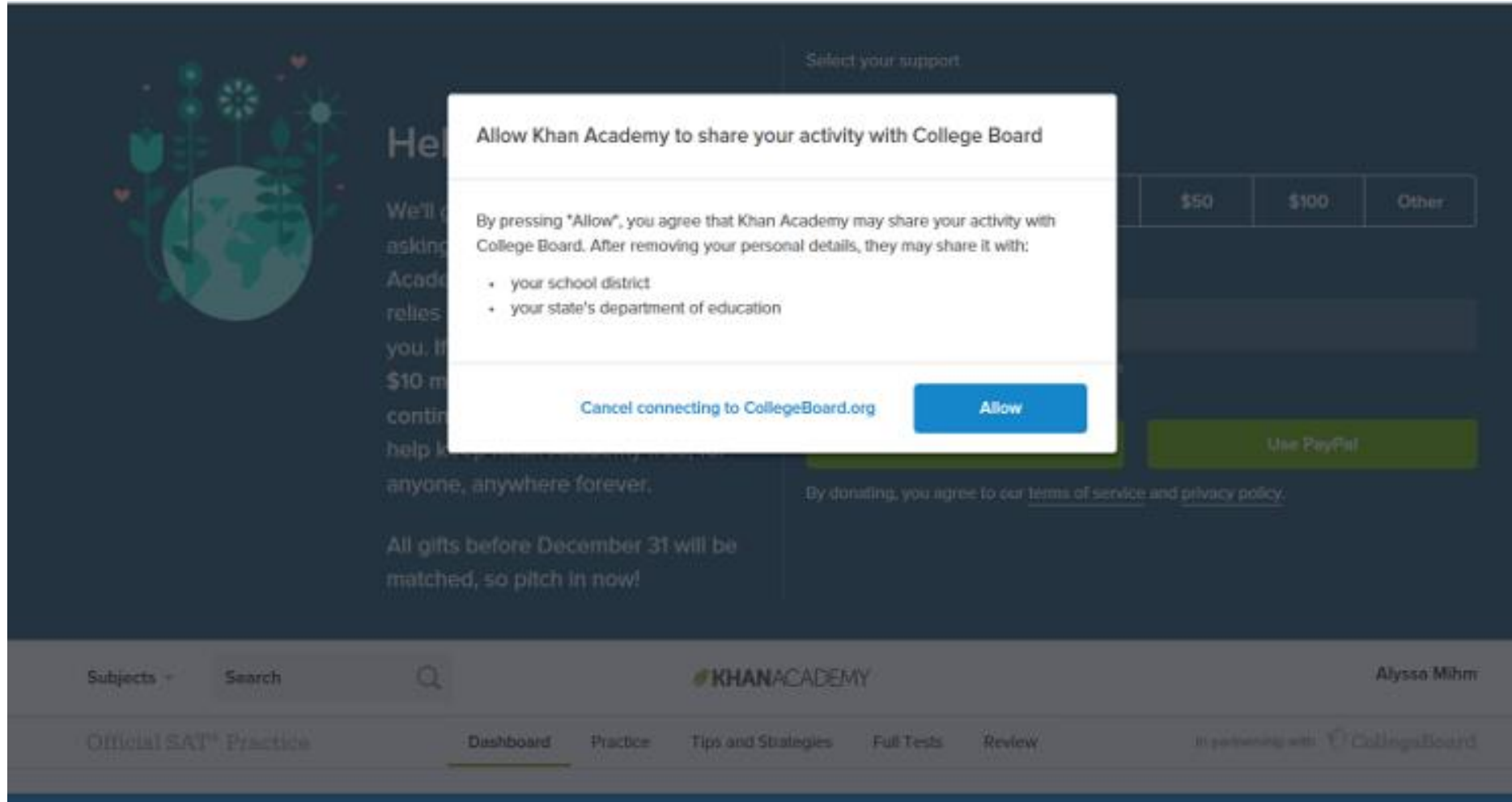
Username: ACMIHM24

[Forgot Password?](#)

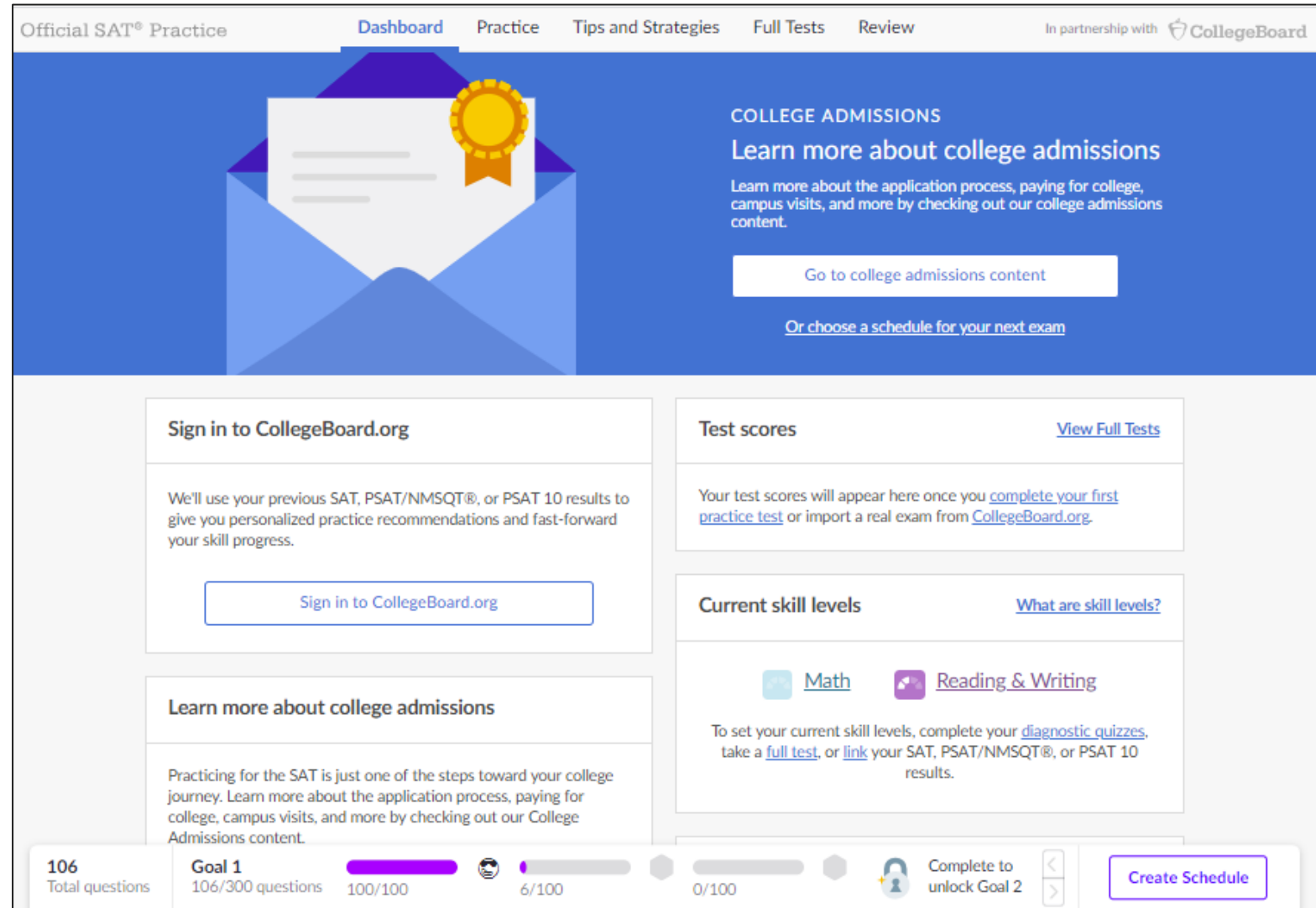
Not Your Account?

If this is not your account you must sign out before you can enter your account information.

Step 4: Click “Allow” to Authorize



Step 5: Start Practicing via the Dashboard



The screenshot shows the 'Official SAT® Practice' dashboard. At the top, there's a navigation bar with links: 'Dashboard' (active), 'Practice', 'Tips and Strategies', 'Full Tests', and 'Review'. On the right of the navigation bar, it says 'In partnership with CollegeBoard'. The main header area has a blue background with a graphic of an open envelope containing a document with a gold seal. To the right of this graphic, the text reads 'COLLEGE ADMISSIONS' and 'Learn more about college admissions', followed by a paragraph about the application process and a button 'Go to college admissions content'. Below this, there's a link 'Or choose a schedule for your next exam'. The dashboard is divided into several sections: 'Sign in to CollegeBoard.org' with a description of how previous scores are used and a 'Sign in to CollegeBoard.org' button; 'Test scores' with a 'View Full Tests' link and a description of when scores will appear; 'Current skill levels' with links for 'Math' and 'Reading & Writing', and a description of how to set skill levels; and 'Learn more about college admissions' with a paragraph about the college journey. At the bottom, there's a progress bar showing '106 Total questions', 'Goal 1 106/300 questions 100/100', and 'Goal 2 0/100'. There's also a 'Create Schedule' button.

Official SAT® Practice

Dashboard Practice Tips and Strategies Full Tests Review

In partnership with CollegeBoard

COLLEGE ADMISSIONS

Learn more about college admissions

Learn more about the application process, paying for college, campus visits, and more by checking out our college admissions content.

Go to college admissions content

Or choose a schedule for your next exam

Sign in to CollegeBoard.org

We'll use your previous SAT, PSAT/NMSQT®, or PSAT 10 results to give you personalized practice recommendations and fast-forward your skill progress.

Sign in to CollegeBoard.org

Test scores

View Full Tests

Your test scores will appear here once you [complete your first practice test](#) or import a real exam from [CollegeBoard.org](#).

Current skill levels

What are skill levels?

Math Reading & Writing

To set your current skill levels, complete your [diagnostic quizzes](#), take a [full test](#), or [link](#) your SAT, PSAT/NMSQT®, or PSAT 10 results.

Learn more about college admissions

Practicing for the SAT is just one of the steps toward your college journey. Learn more about the application process, paying for college, campus visits, and more by checking out our College Admissions content.

106 Total questions

Goal 1 106/300 questions 100/100

6/100

0/100

Complete to unlock Goal 2

Create Schedule

Create a Practice Schedule

Create a Practice Schedule

Students can create the practice schedule from their Dashboard page.

Official SAT® Practice **Dashboard** Practice Tips and Strategies Full Tests Review

COLLEGE ADMISSIONS
Learn more about college admissions
Learn more about the application process, paying for college, campus visits, and more by checking out our college admissions content.
[Go to college admissions content](#)
[Or choose a schedule for your next exam](#)

Sign in to CollegeBoard.org
We'll use your previous SAT, PSAT/NMSQT®, or PSAT 10 results to give you personalized practice recommendations and fast-forward your skill progress.
[Sign in to CollegeBoard.org](#)

Test scores [View Full Tests](#)
Your test scores will appear here once you [complete your first practice test](#) or import a real exam from [CollegeBoard.org](#).

Current skill levels [What are skill levels?](#)
[Math](#) [Reading & Writing](#)

Plan for college
156 Total questions
Milestone 1 156/300 100/100 56/100 0/100
Milestone 2 144 to reach
[Create Schedule](#)

Create a Practice Schedule


Students can create the practice schedule from their Dashboard page.

There are four steps:

Step One

Choose your test date

What is your test date?

 Your test date

Apr 13, 2022 SAT School Day

Step Two

Reminders

When it's time to practice, we'll send you an email to help make it easy to stick to your schedule.

Step Three








Create your practice schedule

Khan Academy

Practice test days

Preparing for the SAT is like preparing for a marathon. You wouldn't wait until the big day to try running a marathon for the first time!

With 26 weeks left until your test, we recommend that you take at least 6 full practice tests (set aside 3-4 hours each) before test day. Wednesday, March 30 is the Official SAT Practice Test Day for your SAT date. Students everywhere will be taking an online SAT practice test that day. For more information on planning your practice, you can checkout our [Tips and Strategies section](#).

	Practice test 10	October 9, 2021	8:00 AM	✕
	Practice test 9	January 22, 2022	8:00 AM	✕
	Practice test 8	February 19, 2022	8:00 AM	✕
	Practice test 7	March 5, 2022	8:00 AM	✕
	Practice test 6	March 19, 2022	8:00 AM	✕
	Practice test 5	April 2, 2022	8:00 AM	✕
	Your test date	Apr 13, 2022 SAT School Day		

Step Four

Create your practice schedule

Khan Academy

Skill practice plan

When preparing for a marathon, you also have to do sprints, strength work, and other exercises. For the SAT, in addition to practice tests, you will also work on individual skills and short timed "mini-sections".

With 26 weeks left until your test, we recommend you do skill practice 1.25 hours/week (hardcore: 3-5 hours/week).

15 minutes × 5 days = 1.25 hours/week (Recommended)

Practice on

S	M	T	W	Th	F	Sa
<input type="checkbox"/>	<input checked="" type="checkbox"/>	<input checked="" type="checkbox"/>	<input checked="" type="checkbox"/>	<input checked="" type="checkbox"/>	<input checked="" type="checkbox"/>	<input type="checkbox"/>

For how long

15 minutes (10 questions)

Reminder at

6:30 AM

Daily target 10 questions

Days per week 5 days / week

Total weeks 26 weeks

Questions completed to date 156 questions

Goal (total practice until test date) 1500 questions

Diagnostic Quizzes and Personalized Practice Recommendations

Diagnostic Quizzes

The screenshot shows the Khan Academy SAT Practice interface. At the top, there is a navigation bar with 'Courses' and a search bar on the left, the 'Khan Academy' logo in the center, and a 'Donate' button on the right. Below this is a secondary navigation bar with 'Official SAT® Practice', 'Dashboard', 'Practice' (which is highlighted), 'Tips and Strategies', 'Full Tests', and 'Review'. To the right of this bar is the text 'In partnership with CollegeBoard'. Below the navigation bar, there are three tabs: 'Math', 'Reading & Writing' (which is highlighted), and 'Essay'. The main content area is titled 'Your diagnostics' and includes the text 'Take these 4 quizzes or a [full test](#) to unlock your practice recommendations'. On the left, there is a list of four quizzes: 'Quiz 1 – Reading', 'Quiz 2 – Reading', 'Quiz 3 – Writing and language', and 'Quiz 4 – Writing and language'. Each quiz has a checkmark icon. On the right, there is a large purple card for 'Quiz 3 – Writing and language' with a 'Start Task' button. The card also features a list icon and a small graphic of a purple block.

Courses ▾ Search

Khan Academy Donate

Official SAT® Practice Dashboard **Practice** Tips and Strategies Full Tests Review

In partnership with CollegeBoard

Math **Reading & Writing** Essay

Your diagnostics


Take these 4 quizzes or a [full test](#) to unlock your practice recommendations

- ✓ Quiz 1 – Reading
- ✓ Quiz 2 – Reading
- ✓ Quiz 3 – Writing and language
- ✓ Quiz 4 – Writing and language

Quiz 3 – Writing and language

Start Task


Practice Recommendations





Official SAT® Practice Dashboard **Practice** Tips and Strategies Full Tests Review In partnership with 


Math **Reading & Writing** Essay

Your recommendations

Skills recommended for you based on your past practice and frequency on the exam

Overall Reading & Writing 

-  Reading: Science
-  Writing: Argument
-  Effective language use: Precision and concision
-  Timed Mini Section
Unlock by completing tasks



RECOMMENDED: LAST MISSED ON A DIAGNOSTIC QUIZ

Writing: Argument

Start Task

Practice Recommendations

All Math practice

Heart of algebra

These skills focus on linear equations, their graphs, and their applications.



Solving linear equations and linear inequalities

Practice



Basic example



Harder example



Interpreting linear functions

Practice



Basic example



Harder example



Linear equation word problems

Practice



Basic example



Harder example



Linear inequality word problems

Practice



Basic example



Harder example



Graphing linear equations

Practice



Basic example



Harder example



Linear function word problems

Practice



Basic example



Harder example



Systems of linear inequalities word problems

Practice



Basic example



Harder example



Solving systems of linear equations

Practice



Basic example



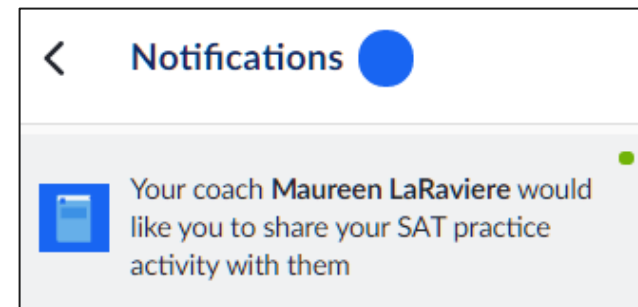
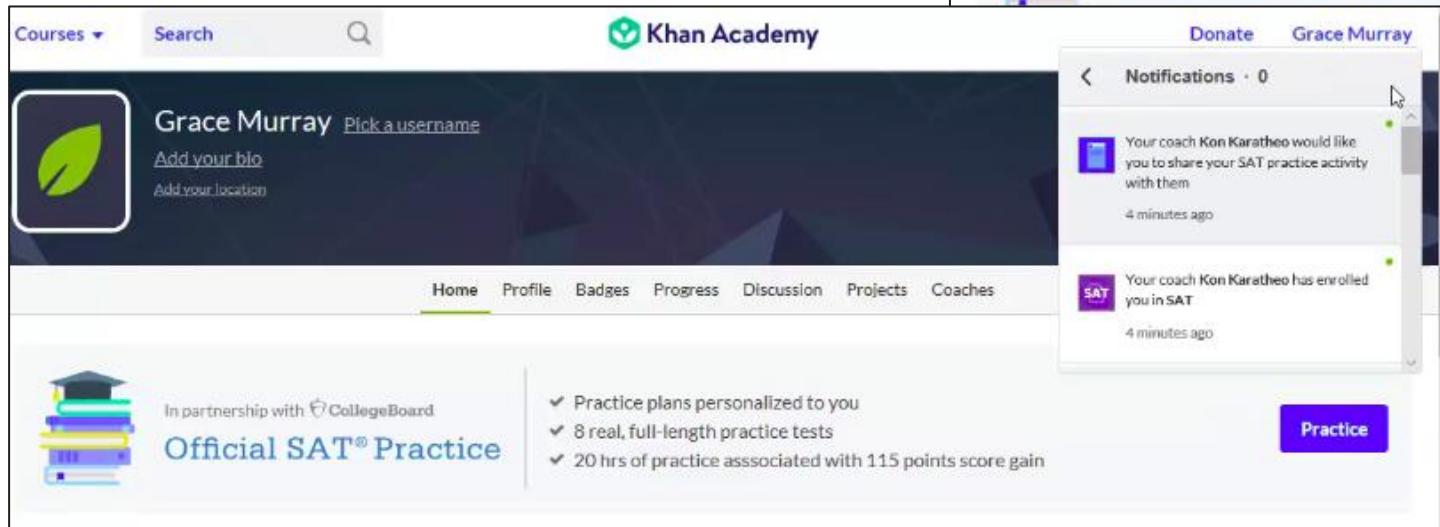
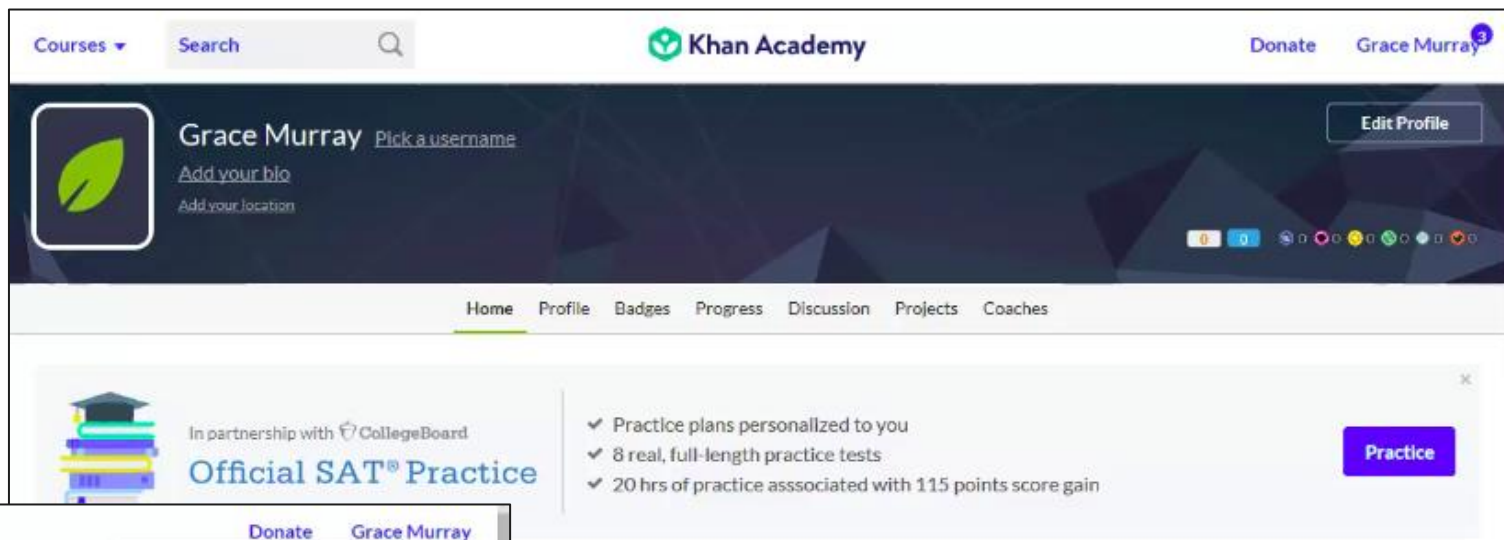
Harder example

How-to examples

Sharing Practice Activity



Sharing SAT® Practice Activity


Students are prompted to share their practice activity with their coaches.



Sharing SAT® Practice Activity

Students are prompted to share their practice activity with their coaches.



Share your SAT practice activity with your coach

Your coach, **Maureen LaRaviere**, would like you to share your SAT practice activity with them.

They will see:

- Your practice test scores
- Your upcoming test date and your practice schedule
- The time you spend, the questions you answer, and your skill levels
- Whether your Khan Academy account is connected to College Board

They will **NOT** see:

- Your real SAT or PSAT/NMSQT® scores

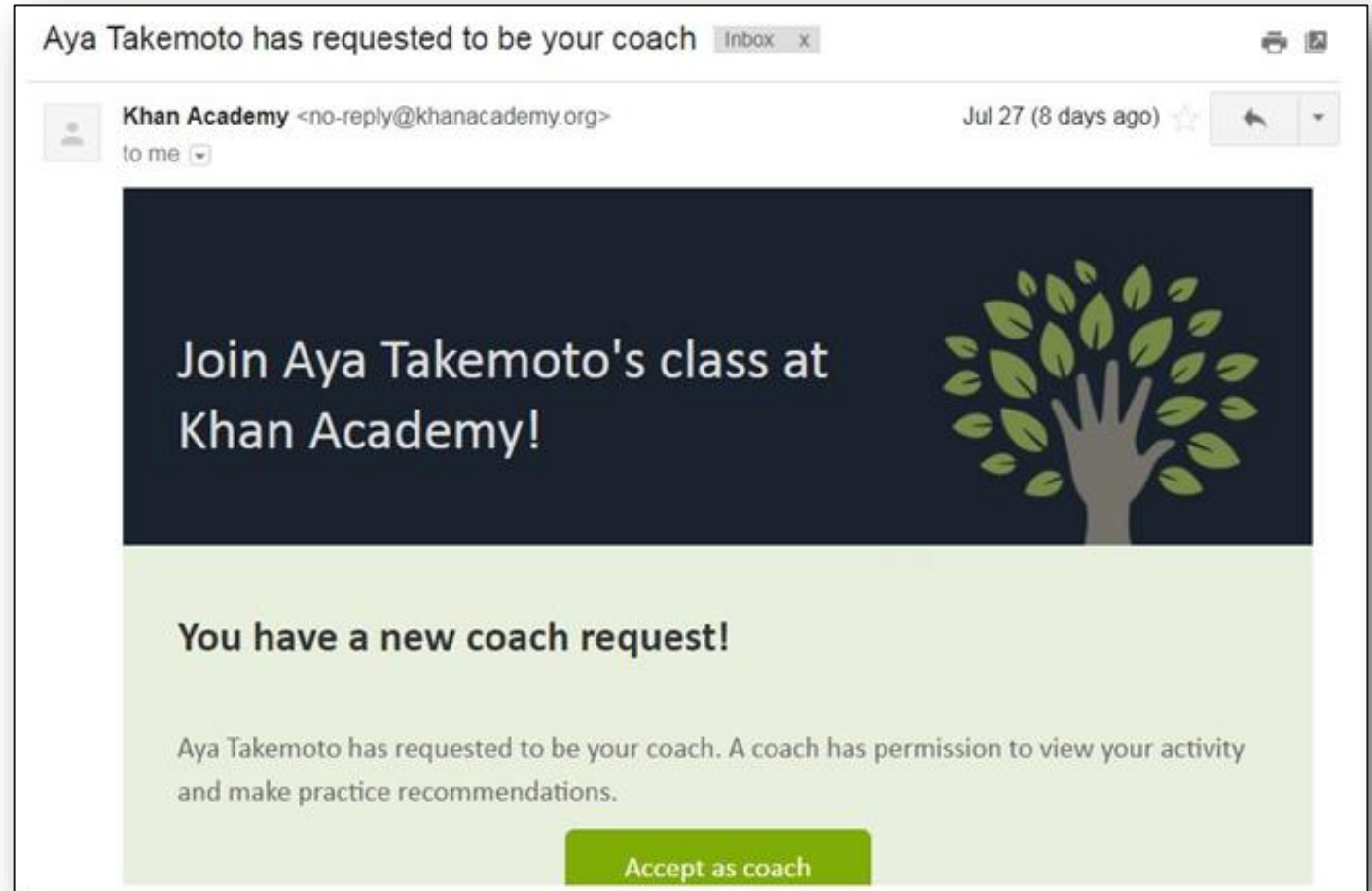
You can turn off sharing with your coach at any time.

Do not share

Share my SAT activity with Maureen LaRaviere


Email That Students Receive

Students will receive an email when an educator sends a coach request.



Coach Tab


Students can click the “Coaches” tab to add or remove classes or coaches.



Aya Takemoto

@AkTakemoto - [Add your bio](#)

46,196



10TH GRADE ALGEBRA AND CHEMISTRY

Assignments

12TH GRADE SAT PREP

Assignments

ALGEBRA II - 7TH PERIOD

Assignments

See all 14 classes

My teachers and tutors

Teachers have access to all of your Khan Academy data.

Your student id is AkTakemoto

Join a class

Enter a class code

Add a teacher

Enter your teachers's email address:

Email (yourteacher@example.i

Add a teacher

Your teachers

Aya Takemoto (pend...

Accept

Ignore

alyssa jethani

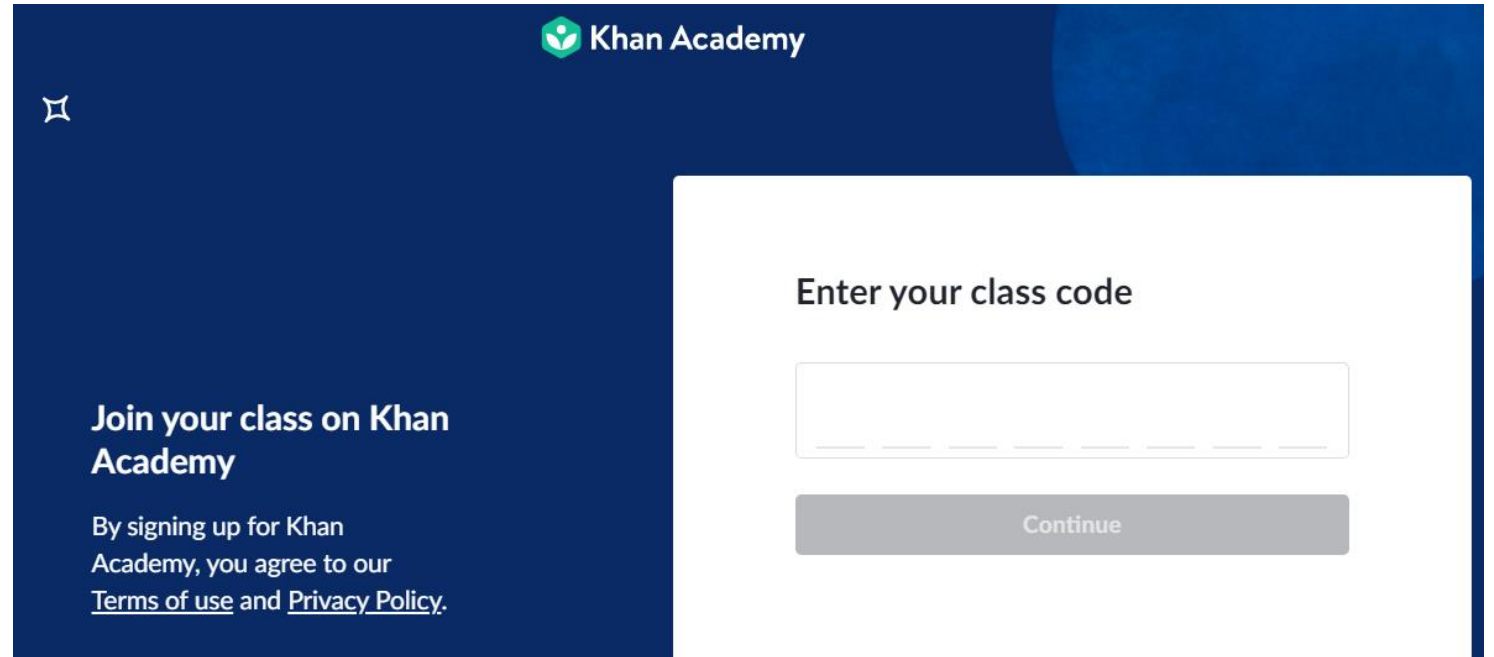
Remove

Jill Schott Moorhead

Remove

Join a Class

Students can join a class by using the class code provided by the teacher or coach.

The image shows a screenshot of the Khan Academy 'Join your class' interface. The background is dark blue with a subtle pattern. In the top right corner, the Khan Academy logo and name are visible. On the left side, there is a white icon of a person with arms raised. The main content area is a white box with a dark blue border. Inside this box, the text 'Join your class on Khan Academy' is displayed in a bold, dark blue font. Below this, a smaller line of text states: 'By signing up for Khan Academy, you agree to our [Terms of use](#) and [Privacy Policy](#).' To the right of this text, there is a white input field with a dark blue border, containing a series of dashed lines for entering a class code. Below the input field is a grey button with the word 'Continue' in white text.

Creating Classes and Adding Students

How Do I Get Started?

Free [personalized study plan](#) for students

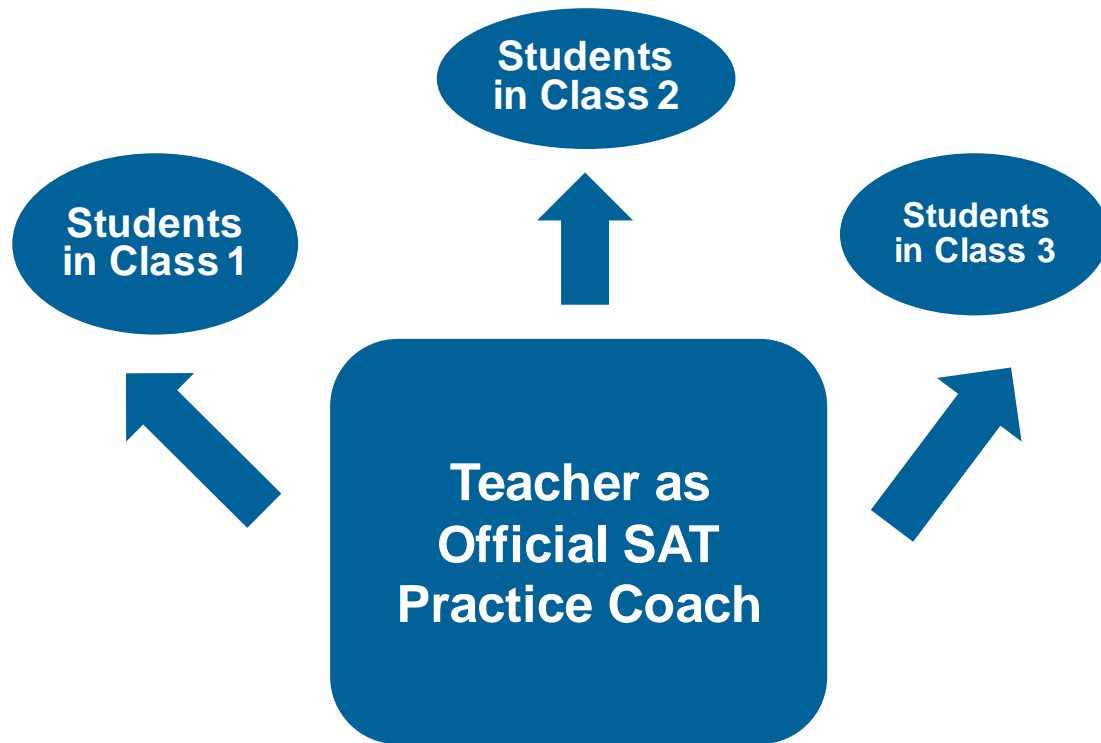
Free [resources](#) for educators

How to get started with Coach Tools:
[Coach Tools Guide](#)
[Coach Tools FAQ](#)

- **Create classes in Khan Academy® that have SAT® reporting enabled**
 - New SAT® class
 - New subject matter class + SAT®
 - Existing class with SAT® reporting enabled
- **Add students and become their coach**
 - With individual emails
 - With a class code
 - With Google Classroom
- **Gather student permissions in order to see their SAT® Practice data**

Confirm that all students in your SAT® reporting-enabled class have received the notification and clicked “Share my SAT® activity with [coach].”

Inviting and Managing Students



Teacher:

- sends invitation to each class separately
- assigns content that links to the class
- monitors progress



Designated Coach:

- sends invitation to all students
- monitors linkage and general progress
- provides school staff updates on students' progress

Official SAT® Practice and Coach Tools

If you don't have a Khan Academy® account, create one at <https://www.khanacademy.org/sat>.

OR

Log in to your Khan Academy® account at <https://www.khanacademy.org/sat>.

The screenshot shows the top of the Khan Academy website. At the top, there's a navigation bar with 'Courses' (with a dropdown arrow), a 'Search' bar with a magnifying glass icon, the 'Khan Academy' logo, and links for 'Donate', 'Login', and 'Sign up'. Below this is a blue banner with various educational icons. It says 'A COLLEGE READINESS PARTNERSHIP' with the CollegeBoard and Khan Academy logos. The main heading is 'Official SAT® Practice' in large white letters. Below the heading is a white button that says 'Start practicing'. Underneath the banner, the text 'FREE practice that is...' is centered. Below this, there are four features listed in a 2x2 grid, each with a blue icon and a title: 1. 'Personalized to you' with a checklist icon, describing a tailored practice plan. 2. 'Official' with a document icon, describing 8 full-length practice tests. 3. 'Interactive' with a computer monitor icon, describing thousands of practice questions and hints. 4. 'Instant' with a speech bubble icon, describing constant feedback and progress tracking.

Courses ▾ Search  Khan Academy Donate Login Sign up

A COLLEGE READINESS PARTNERSHIP

CollegeBoard | Khan Academy

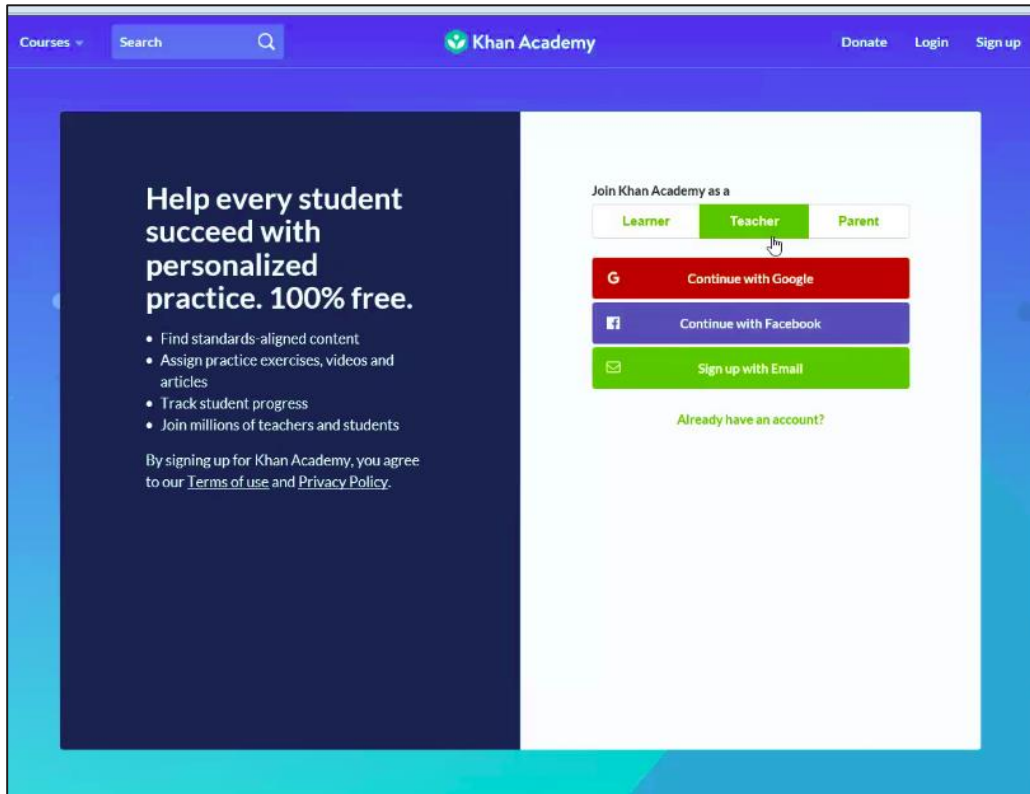
Official SAT® Practice

Start practicing

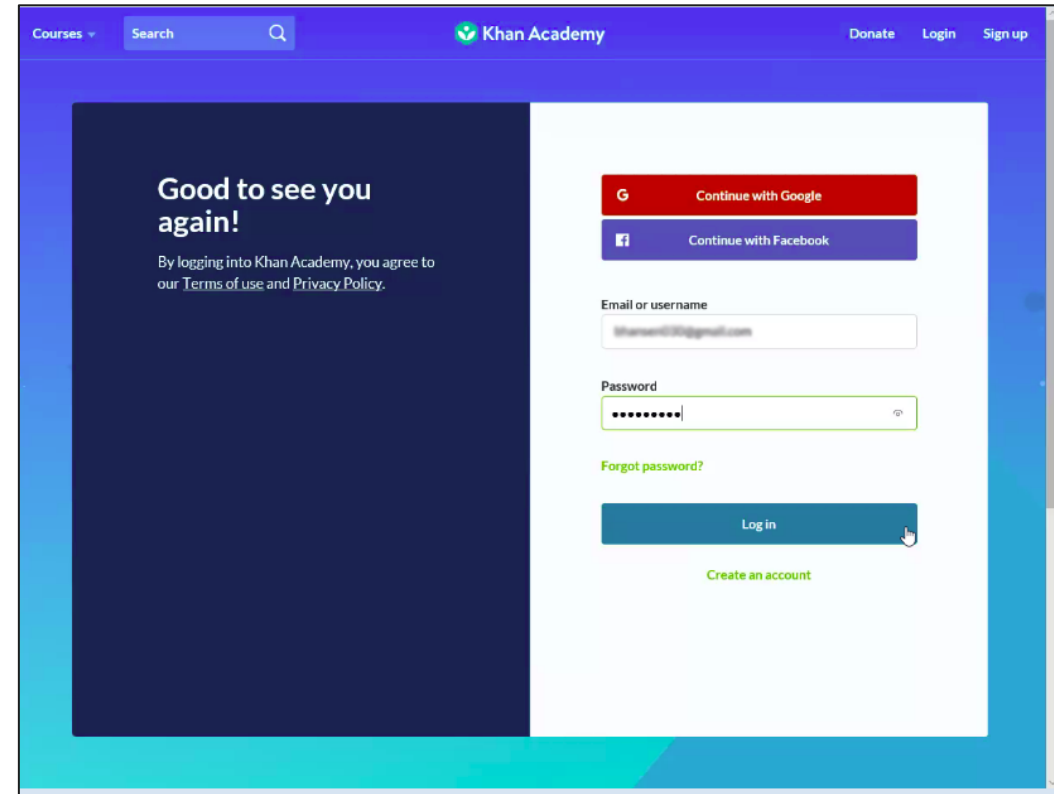
FREE practice that is...

-  **Personalized to you**
We'll create a tailored practice plan for you based on a diagnostic or your SAT or PSAT/NMSQT® scores
-  **Official**
8 full-length, real practice tests and content created in partnership with College Board
-  **Interactive**
Thousands of practice questions, videos, lessons, and hints plus study and test-taking tips and strategies
-  **Instant**
Get constant feedback and progress so you know where you stand

Step 1: Create an Account or Log In



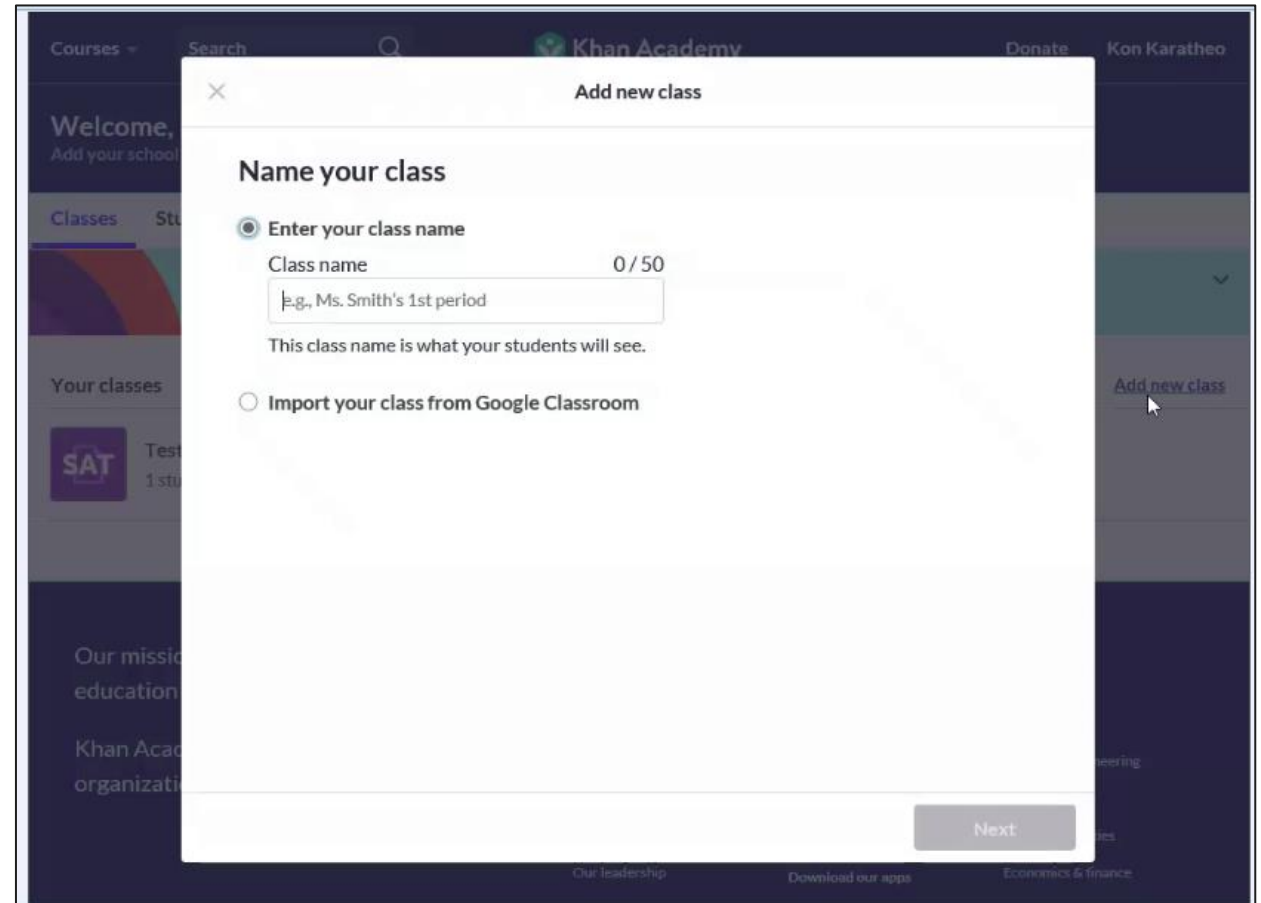
If you don't have a Khan Academy® account, create one at <https://www.khanacademy.org/sat>.



Log in to your Khan Academy® account at <https://www.khanacademy.org/sat>.

Step 2: Add a New Class

For more information on Google Classroom, read the following [article](#) on Khan Academy®.



The screenshot shows the Khan Academy interface with a modal dialog box titled "Add new class". The dialog has a close button (X) in the top left corner. Inside the dialog, under the heading "Name your class", there are two radio button options. The first option, "Enter your class name", is selected. Below it is a text input field labeled "Class name" with a character count "0 / 50". The input field contains the placeholder text "E.g., Ms. Smith's 1st period". Below the input field is a note: "This class name is what your students will see." The second option, "Import your class from Google Classroom", is unselected. At the bottom right of the dialog is a "Next" button. The background of the page is dimmed, showing the Khan Academy logo, a search bar, and navigation links like "Courses", "Classes", and "Your classes".

Step 3: Add SAT[®] under Test Prep

The screenshot shows the 'Add new class' dialog box on the Khan Academy website. The dialog is titled 'Add new class' and has a close button (X) in the top left corner. It displays a list of course categories and their respective options. The 'Test prep' category is selected, and the 'SAT' option is highlighted with a blue box. The 'Next' button at the bottom right is also highlighted with a blue box.

Add new class

☐ 8th grade

Computing

- ☐ Computer programming
- ☐ Computer science
- ☐ Hour of Code
- ☐ Pixar in a Box

Arts & humanities

- ☐ US history
- ☐ AP[®] US History
- ☐ World history
- ☐ AP[®] World History
- ☐ US government and civics
- ☐ AP[®] US Government and Politics
- ☐ Art history
- ☐ AP[®] Art History
- ☐ Grammar

Economics & finance

- ☐ AP[®] Macroeconomics
- ☐ Macroeconomics
- ☐ Microeconomics
- ☐ AP[®] Microeconomics
- ☐ Finance and capital markets

Test prep

- ☒ SAT
- ☐ MCAT
- ☐ GMAT
- ☐ IIT JEE
- ☐ NCLEX-RN

College, careers, & more

- ☐ College admissions
- ☐ Careers
- ☐ Personal finance
- ☐ Entrepreneurship
- ☐ Growth mindset

My course isn't listed

- ☐ General


[Skip](#) [Next](#)

Step 4: Adding Students

×


Add students

How would you like to add your students?




Invite your Google Classroom

The fastest, easiest way to invite your students.



Students join with a class link

Email or share a link, or have your students use a class code.




Create your students' accounts

Enter student names and we'll make passwords you can customize.

Before inviting students, please note that Khan Academy assumes you have received parent permission for any students under 13. Download our sample parent notice (available in multiple languages).

Select the method for adding students to your class.

Your classes

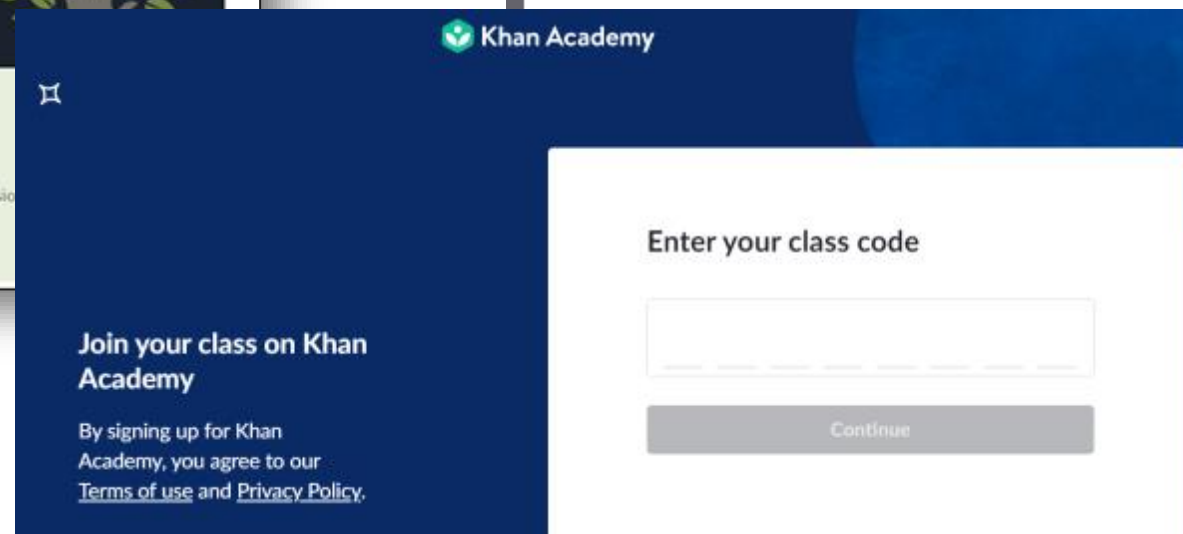
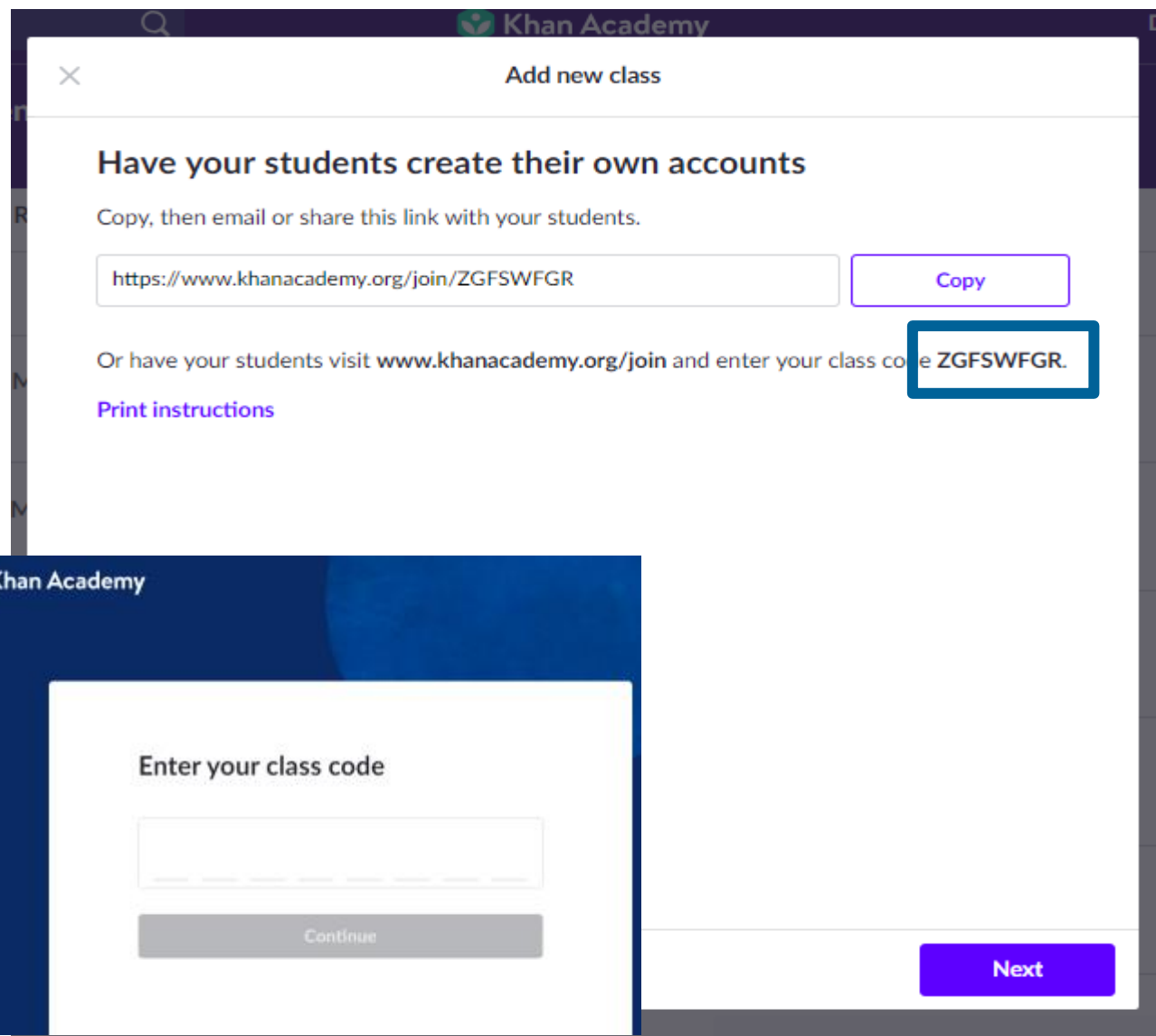
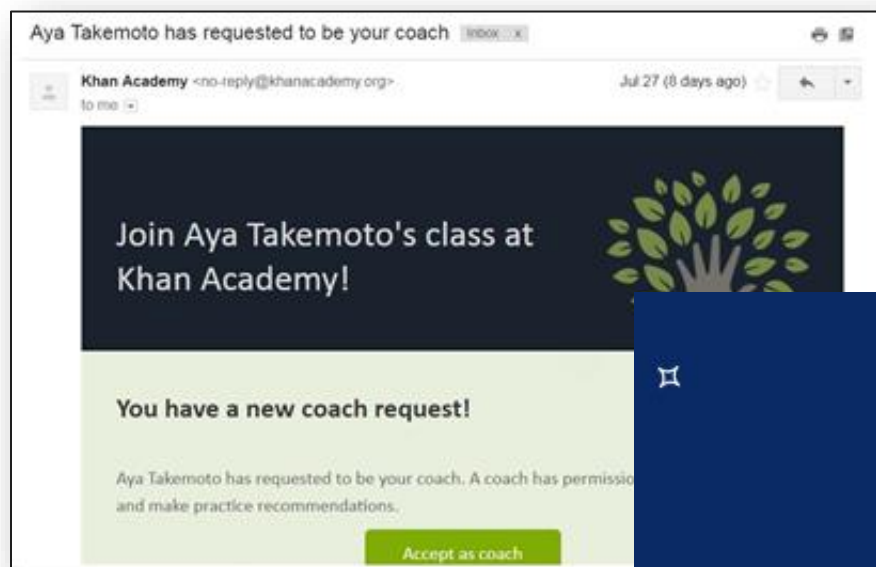


Test: SAT
1 student


[Add new class](#)


Note: Once one class is created, the “Add new class” link can be selected to create additional classes.

Step 5: Add Students by Using Code or Sending an Email Invitation




Success!

 **Notifications**




Your first student has accepted your invitation! View student roster.


8 minutes ago

 **Class created**


Class created! Next steps:



Find exercises, videos, and articles for your class



Assign them to your students



View your class's Assignments tab to track student progress

[Explore our SAT content](#)

Explore Class Tabs

- SAT Content
- Class View
- Settings

Accessing SAT Content

Your class: SAT ▾

TOOLS

Activity overview

▾ Course Mastery

Placement

▸ Assignments

SAT

ADMIN

Students

Settings

Teacher Dashboard

SAT

See how your students are doing on SAT practice, and how you can best help. All data is updated immediately except Time Practiced, which is updated every hour.

Top skills your class needs help with

Linear function word problems

See all Math skills and lessons

Reading: Science

See all Reading and Writing skills and lessons

SAT practice activity

Download CSV

All subjects ▾ Last 7 days ▾

🕒 Time practiced updated an hour ago

STUDENT ▾	TIME PRACTICED	# OF PRACTICED QUESTIONS	% REC. MATH QUESTIONS	% REC. READING & WRITING QUESTIONS	COLLEGE BOARD
Aya Takemoto	0 mins	0	0% (0/0)	0% (0/0)	Linked

Classroom Dashboard

See how your students are doing on SAT practice and how you can best help. All data is updated immediately except Time Practiced, which is updated every hour.

SAT

See how your students are doing on SAT practice, and how you can best help. All data is updated immediately except Time Practiced, which is updated every hour.

Top skills your class needs help with

Solving systems of linear equations

See all Math skills and lessons

Reading: Science

See all Reading and Writing skills and lessons

Math lessons			Search by name
Skills are ranked by your students' performance and how frequently they appear. View details for more information and related content.			
RANK	SAT SKILL	CLASS SKILL LEVELS RANKED FROM NOT STARTED TO 4	
1	Solving systems of linear equations	<div></div>	View details and lessons
2	Systems of linear equations word problems	<div></div>	View details and lessons
3	Nonlinear equation graphs	<div></div>	View details and lessons
Show all 41 matching skills			

Reading & Writing lessons			Search by name
Skills are ranked by your students' performance and how frequently they appear. View details for more information and related content.			
RANK	SAT SKILL	CLASS SKILL LEVELS RANKED FROM NOT STARTED TO 4	
1	Reading: Science	<div></div>	View details and lessons
2	Writing: Informative	<div></div>	View details and lessons
3	Writing: Argument	<div></div>	View details and lessons
Show all 28 matching skills			

SAT® Tab: Practice Activity

Khan Academy | Courses | Search | Donate | Kon Karathao

Back to all classes | **Homeroom Practice: SAT** | Class code: **FZM4ZKG7**

Content | Assignments | Activity | **SAT** | Roster | Settings

All courses ▾

SAT practice activity | Download CSV

Time: All time ▾ | Showing data starting April 10, 2018 | ⌚ Time practiced updated an hour ago

STUDENTS	TIME PRACTICED	PERSONAL QUESTION GOAL	PRACTICED QUESTIONS		RECOMMENDED QUESTIONS		OTHER QUESTIONS	COLLEGE BOARD
Albert Einstein, Jr.	2 hrs 2 mins	2244 🏆 6	10	=	10	+	0	Not Linked
Grace Hopper	8 mins	20	5	=	5	+	0	Linked

Students who have not shared their SAT practice activity | Hide | Resend SAT data-sharing request >

Sarah Kent

Math lessons | State standards: Arizona ▾ | Search by name or standard (ex: HSA.CED.A.1) 🔍

Skills are ranked by your students' performance and how frequently they appear. View details for more information and related content.

RANK	SAT SKILL	CLASS SKILL LEVELS RANKED FROM NO LEVEL TO 4
1	Table data	

View details and lessons

SAT® Tab: Time Practiced

TIME PRACTICED	# OF PRACTICED QUESTIONS	% REC. MATH QUESTIONS		% REC. READING & WRITING QUESTIONS		COLLEGE BOARD
25 hrs 35 mins	216	<u>74.6%</u>	(88/118)	<u>67.3%</u>	(66/98)	Linked
1 min	0	<u>0%</u>	(0/0)	<u>0%</u>	(0/0)	Not Linked
1 hr 11 mins	27	<u>0%</u>	(0/5)	<u>0%</u>	(0/22)	Linked

SAT® Tab: Number of Practiced Questions

TIME PRACTICED	# OF PRACTICED QUESTIONS	% REC. MATH QUESTIONS		% REC. READING & WRITING QUESTIONS		COLLEGE BOARD
25 hrs 35 mins	216	<u>74.6%</u>	(88/118)	<u>67.3%</u>	(66/98)	Linked
1 min	0	<u>0%</u>	(0/0)	<u>0%</u>	(0/0)	Not Linked
1 hr 11 mins	27	<u>0%</u>	(0/5)	<u>0%</u>	(0/22)	Linked

SAT[®] Tab:

Percent Completed of Recommended Math and Reading & Writing Questions

TIME PRACTICED	# OF PRACTICED QUESTIONS	% REC. MATH QUESTIONS		% REC. READING & WRITING QUESTIONS		COLLEGE BOARD
25 hrs 35 mins	216	<u>74.6%</u>	(88/118)	<u>67.3%</u>	(66/98)	Linked
1 min	0	<u>0%</u>	(0/0)	<u>0%</u>	(0/0)	Not Linked
1 hr 11 mins	27	<u>0%</u>	(0/5)	<u>0%</u>	(0/22)	Linked

SAT[®] Tab: Linkage



TIME PRACTICED	# OF PRACTICED QUESTIONS	% REC. MATH QUESTIONS		% REC. READING & WRITING QUESTIONS		COLLEGE BOARD
25 hrs 35 mins	216	<u>74.6%</u>	(88/118)	<u>67.3%</u>	(66/98)	Linked
1 min	0	<u>0%</u>	(0/0)	<u>0%</u>	(0/0)	Not Linked
1 hr 11 mins	27	<u>0%</u>	(0/5)	<u>0%</u>	(0/22)	Linked

SAT[®] Tab: Select a Student

Courses Search **Khan Academy** Donate Kon Karatheo

[BACK TO CLASS](#)

Grace Hopper

SAT

Top recommended practice

These are the current recommended practice activities for Grace Hopper. Currently, coaches cannot assign SAT skill practice but can assign SAT videos and articles. [Learn more.](#)

Each time they complete a timed mini-section (it's always the final activity), we will generate a new four-item list of practice recommendations.

Math

- SKILL PRACTICE
Table data
- SKILL PRACTICE
Solving linear equations and linear inequalities
- 15 min
TIMED MINI-SECTION
Math (Calculator OK)

Reading & Writing

- SKILL PRACTICE
Reading: Science
- SKILL PRACTICE
Writing: Argument
- SKILL PRACTICE
Effective language use: Precision and concision
- 13 min
TIMED MINI-SECTION
Reading

Completed practice

[All](#) [Math](#) [Reading & Writing](#) [Essay](#)

November 4 CORRECT

SKILL PRACTICE
Complex numbers 2 / 5

Recent Activity

Time practiced updated an hour ago

Time: [All time](#)

COURSE	TIME PRACTICED	PRACTICED QUESTIONS
All courses	8 mins	5

Showing data starting April 10, 2018.

Select a time starting on or after April 21, 2018 to see Math and Reading & Writing data.

Practice plan

S M T W Th F Sa

NOV

DEC

15 min
TIMED MINI-SECTION
Math (Calculator OK)

SKILL PRACTICE
Effective language use: Precision and concision

13 min
TIMED MINI-SECTION
Reading

Completed practice

[All](#) [Math](#) [Reading & Writing](#) [Essay](#)

November 4 CORRECT

SKILL PRACTICE
Complex numbers 2 / 5

55 min
PRACTICE EXAM 2 SCAN AND SCORE
Math (Calculator OK): Reviewable only on the SAT Practice app —

25 min
PRACTICE EXAM 2 SCAN AND SCORE
Math (No calculator): Reviewable only on the SAT Practice app —

55 min
PRACTICE EXAM 2 SCAN AND SCORE
Writing and Language: Reviewable only on the SAT Practice app —

65 min
PRACTICE EXAM 2 SCAN AND SCORE
Reading: Reviewable only on the SAT Practice app —

Practice test scores

Practice is the process of growing.

Grace Hopper has not completed any practice tests yet.

We recommend evaluating students on how well they complete their classroom work and not on their practice test scores.

Additionally, the answers to the practice SAT tests are available online to students. So there's that.

Test Date

Saturday, March 9 SAT
124 days away
Not registered

Overall levels

Math

Reading & Writing

CollegeBoard.org
Connected

Back to Classes

Courses

Search

Khan Academy

Donate

Kon Karathao

< BACK TO CLASS

Grace Hopper

SAT

Top recommended practice

These are the current recommended practice activities for Grace Hopper. Currently, coaches cannot assign SAT skill practice but can assign SAT videos and articles. [Learn more.](#)

Each time they complete a timed mini- section (it's always the final activity), we will generate a new four-item list of practice recommendations.

Math

SKILL PRACTICE
Table data

SKILL PRACTICE
Solving linear equations and linear inequalities

12 min
TIMED MINI-SECTION
Math (Calculator OK)

Reading & Writing

SKILL PRACTICE
Reading: Science

SKILL PRACTICE
Writing: Argument

SKILL PRACTICE
Effective language use: Precision and conclusion

13 min
TIMED MINI-SECTION
Reading

Completed practice

All Math Reading & Writing Essay

November 4

CORRECT

SKILL PRACTICE

2 / 5

Recent Activity

Time practiced updated an hour ago

Time: All time

COURSE	TIME PRACTICED	PRACTICED QUESTIONS
All courses	8 mins	5

Showing data starting April 10, 2018.

Select a time starting on or after April 21, 2018 to see Math and Reading & Writing data.


Practice plan


S M T W Th F Sa

NOV

Settings

Courses ▾

Search 

 Khan Academy

SAT Practice:
Multiple courses ▾

TOOLS

Activity overview

✓ Course Mastery

Placement

Progress

✓ Assignments

Assign

Scores

Manage

SAT

ADMIN

Students

Settings

Teacher Dashboard

Settings

Class info

Class name12 / 50

SAT PracticeSave

Class code

2ZNVVMCopy

Course

General, Algebra I, SATChange course

Download student data

See student assignments, completion status, and scoresDownload CSV

SAT test preparation

☒ Turn on SAT test preparation reporting

Sync with Google Classroom

☐ Sync with Google Classroom

Email

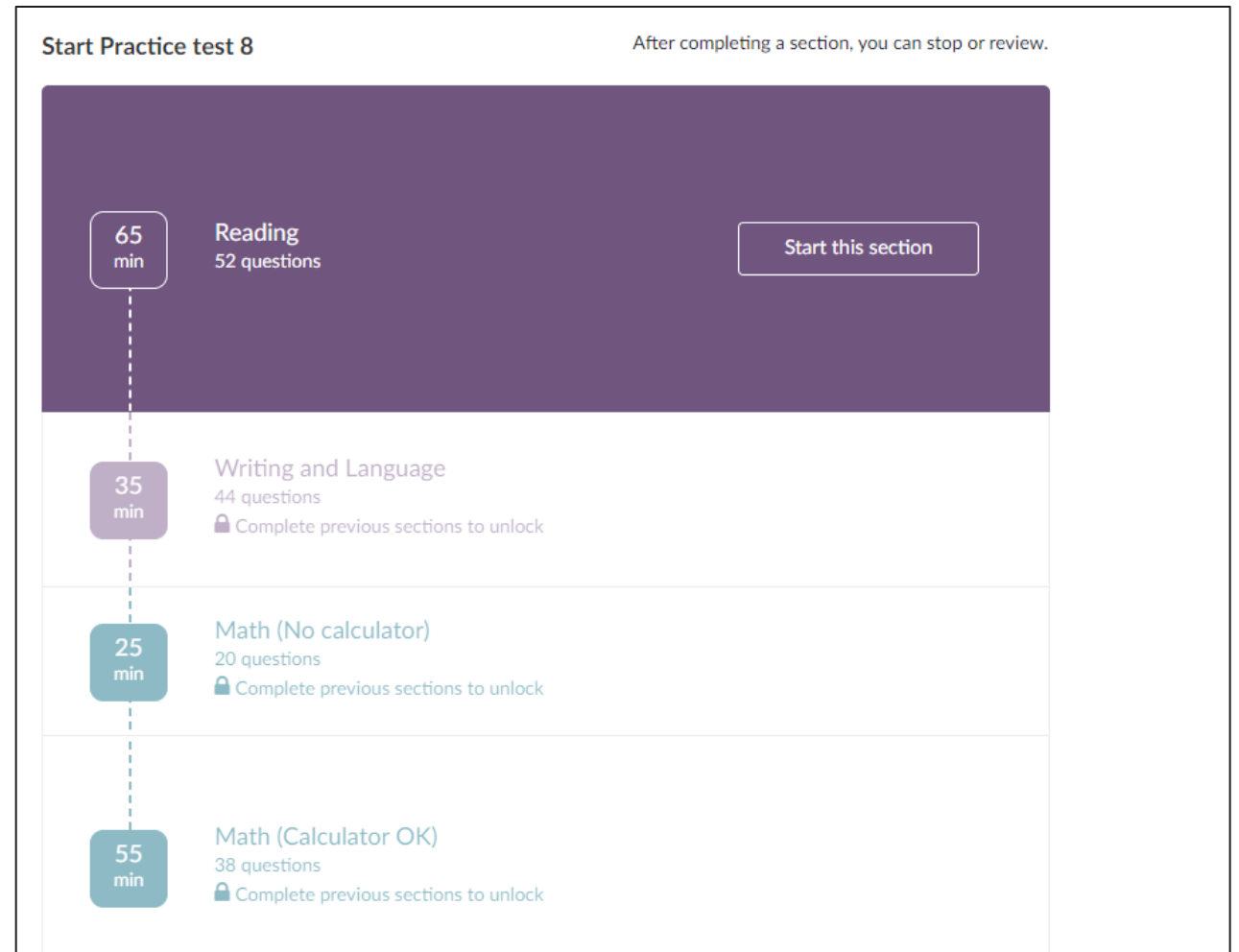
Full-Length Official SAT[®] Practice Tests

Full-Length Official SAT® Practice Tests

For more information on full-length practice tests online, visit
<https://collegereadiness.collegeboard.org/sat/practice/khan-academy>

For more information on paper/pencil full-length practice tests, visit
<https://collegereadiness.collegeboard.org/sat/practice/full-length-practice-tests>

For more information on Math grid-ins, go to
<https://collegereadiness.collegeboard.org/sat/inside-the-test/math#grid-in-questions>



New Practice Tests

Students will now see College Board’s newest practice tests, 10 and 9, at the top of their practice test tab on Official SAT Practice.

Practice tests 10, 9, and 8 will now have automated essay grading.

Continue Practice test 10

After completing a section, you can stop or review.

Reading
52 questions

Review this section

Writing and Language
44 questions

Review this section

Math (No calculator)
20 questions

Review this section

55 min

Math (Calculator OK)
38 questions

Start this section

50 min

Essay (Optional)
Your essay score is separate from your Math and Reading & Writing scores.
Complete previous sections to unlock

Practice Test Scores

Practice test scores are viewable at the individual student level.

Practice test scores

Practice is the process of growing.

We recommend evaluating students on how well they complete their classroom work and not on their practice test scores.

Additionally, the answers to the practice SAT tests are available online to students. So there's that.

☐ I understand that practice test scores should not be used for grading students.

[View practice test scores](#)

Practice test scores

Practice is the process of growing.

We recommend evaluating students on how well they complete their classroom work and not on their practice test scores.

Additionally, the answers to the practice SAT tests are available online to students. So there's that.

PRACTICE TEST	TOTAL	MATH	R&W	ESSAY
Practice exam 1	700	290	410	-
Practice exam 2	640	390	250	-

Extended Time

Extended time only applies to the timed mini-sections, [not the full-length practice tests](#).

SAT extended time accommodation

Students with disabilities may be approved to take an extended-time test. It takes about 7 weeks to get approved, so [gather your documentation and get your request in early](#).

Extended time also applies to your timed mini-sections.

Sections

Time

[Save changes](#)

Skill Levels

Skill Levels in Official SAT Practice

- When students reach a higher level in a skill, they will be asked harder questions or given more complex passages when they practice that skill.
- A student's overall levels for Math and Reading & Writing are averages that add up the individual skill levels and divide them by how frequently each skill appears on the exam.







Tips and Strategies







Tips and Strategies

To access the Tips and Strategies section on Official SAT Practice, use the following link:
<https://www.khanacademy.org/mission/sat/tips-and-planning>

About Official SAT Practice on Khan Academy

-  Overview of Official SAT Practice
-  Using Khan Academy's Official SAT Practice
-  Overview of skills and skill levels
-  Using Khan Academy's SAT Essay Practice

General SAT Strategies

-  SAT Time Management, Part 1: The Two Passes Strategy
-  SAT Time Management Strategies, Part 2: Level of Difficulty
-  SAT General Tips Share Space
-  Dave answers student questions about the SAT
-  Effective strategies for each SAT section
-  PSAT/NMSQT inside scoop: Khan Academy interviews the College Board

Supporting Student Success with Official SAT[®] Practice on Khan Academy[®]

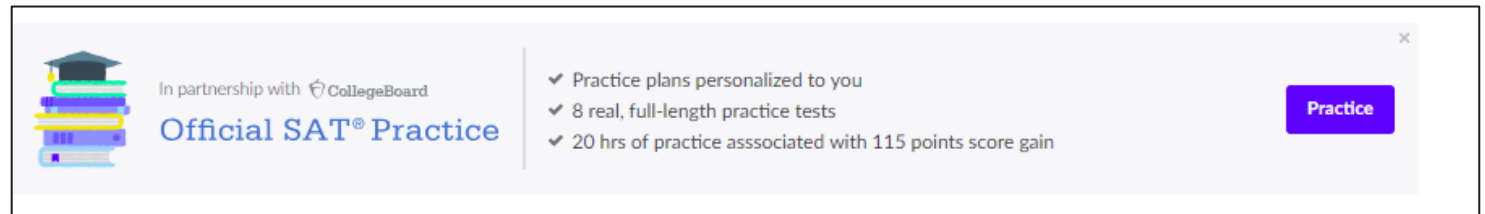
Implementation Models

Explore Official SAT[®] Practice on Khan Academy[®] as a Student

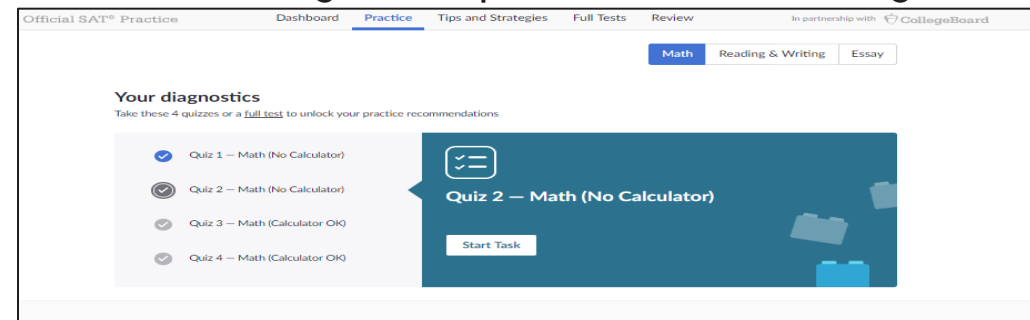
- Select “Learning home” from the drop-down menu.



- Select “Practice” from the landing page.

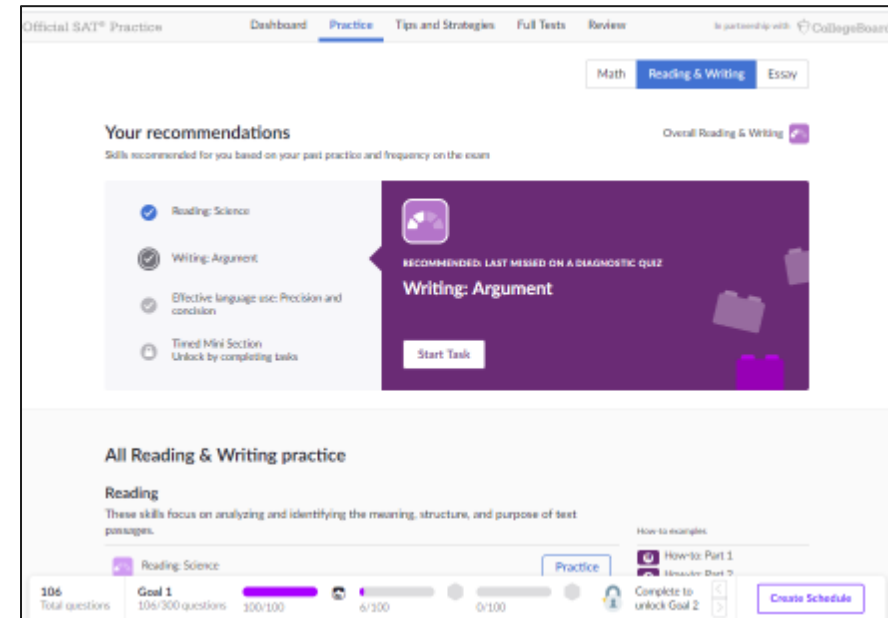


- Under “Practice,” take a diagnostic quiz in Math or Reading & Writing.



Explore Official SAT[®] Practice on Khan Academy[®] as a Student

- On your “Dashboard,” create a practice schedule.




- Watch tutorial videos in “Tips and Strategies.”
- Start a “Full Test” and download a paper-and-pencil version.

These practice tests were written by the College Board and provided exclusively to Khan Academy.

If you would like to take these tests on paper instead of online, you can [download the PDF versions of the practice tests](#) and print them. You can also [download PSAT/NMSQT® tests](#).

SAT[®] Study Groups Practice on Khan Academy[®]




Why Study Groups Work

Community: Your study group will unite around a common goal—to do your best on the SAT.

Accountability: You won't let teammates down because they're counting on you to show up and stay focused.

Support when you need it: The group will be there to help you get unstuck.

Stress relief: Sharing a plan with others reduces test stress.




How to Get Started

The right size: You want a team that's big enough to be a strong, effective resource and small enough to answer at least one question per person each time you meet: Look for five to eight members.


The right mix: Put together a group of students who are strong in different skills. Go to [Inside The Test](#) to find out which skills the SAT tests.

The right timing: Find students who plan to take the SAT the same day you do so the timeline will work for everyone.



First Meeting: Get Prepared

- [Set up a free College Board account](#) and a free [Khan Academy® account](#) for access to personalized SAT study.
- [Watch the Khan Academy introductory video.](#)
- Identify strengths and weaknesses.
 - If you took the PSAT/NMSQT, [share your scores with Khan Academy.](#)
 - If not, take four short diagnostic quizzes in Math or in Reading & Writing on Khan Academy.
- Email the group to let them know which skills are your strongest and which are the ones you need the most help with.




First Meeting: Make a Schedule

- Make it easier for your team to show up by creating a schedule that works:
- Ask everyone to commit to one or two 45- to 60-minute meetings a week.
- Choose days and times when you'll be focused and won't want to do something else.

Use the full-length practice tests as anchors since they'll help everyone measure their progress and know what to focus on.

Between tests, you'll have time to practice on your own, watch Khan Academy videos, and come to group meetings with your questions.




Second Meeting: Set Goals

You might want to set a target score. Here's one way to do that: Go to [College Search](#) and look up a college you'd like to apply to. Click the **Applying** tab to find its test score ranges—what most students scored who were admitted and enrolled in the freshman class.

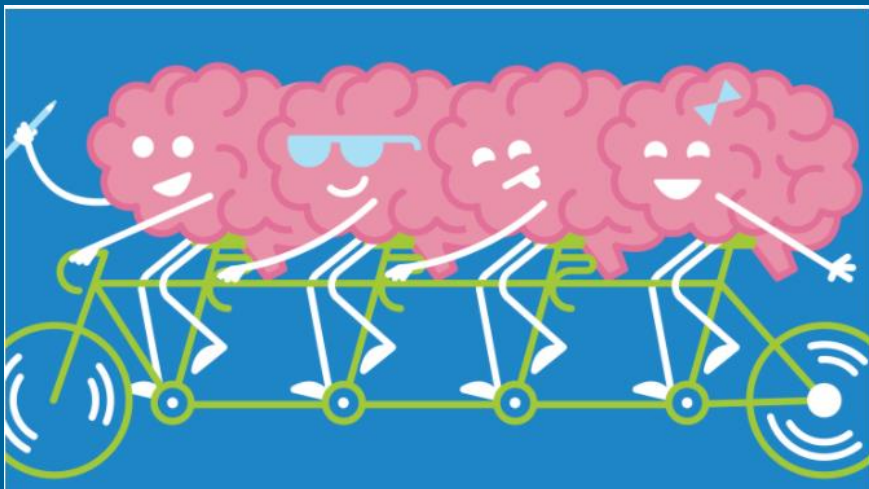
Here are some tips to help you meet your goals:

- List possible obstacles, like work, sports, and hanging out with friends.
- Brainstorm ways of working around them.
- Break big goals into mini-goals.
- Choose rewards for reaching mini-goals.
- Keep each other motivated: Post achievement milestones and ask for and share practice strategies that have helped other groups.




Weekly Schedule

Week	During the Meeting	Before the Next Meeting
Before the first meeting		<ul style="list-style-type: none"> • Set up a free College Board account and a Free Khan Academy account for access to personalized SAT study.
Week 1	<ul style="list-style-type: none"> • Set ground rules. • Agree on a study plan. • Work with a partner to set personal goals. • Agree on the week's quizzes. 	<ul style="list-style-type: none"> • Get to know the SAT: Look Inside the Test. • Practice for at least 30 minutes twice a week. • Take assigned quizzes. • Prepare one or two questions to ask at the next meeting.
Weeks 2 & 3	<ul style="list-style-type: none"> • Ask and answer questions. • Agree on the weeks' quizzes. • Check in on mini-goals and award points. 	<ul style="list-style-type: none"> • Practice for at least 30 minutes twice a week. • Take assigned quizzes. • Prepare one or two questions to ask at the next meeting.




Weekly Schedule

Week	During the Meeting	Before the Next Meeting
Week 4	<ul style="list-style-type: none">Take a full-length practice SAT as a group (3 hours plus 50 minutes for the Essay).	<ul style="list-style-type: none">Review the test results.Email your team and let them know what you did well and what you need help with.Prepare one or two questions for the next meeting.
Weeks 5-7	<ul style="list-style-type: none">Ask and answer questions.Agree on the weeks' quizzes.Check in on mini-goals and award points.	<ul style="list-style-type: none">Practice for at least 30 minutes twice a week.Take assigned quizzes.Prepare one or two questions to ask at the next meeting.



Weekly Schedule

Week	During the Meeting	Before the Next Meeting
Week 8	<ul style="list-style-type: none">Take a full-length practice SAT as a group (3 hours plus 50 minutes if you write an essay).	<ul style="list-style-type: none">Review the test results.Compare your results to previous tries to track improvement and check them against your goals.Review the test questions you missed.Email your team and let them know what you did well and what you need help with.Prepare one or two questions for the next meeting.
Weeks 9-16	<ul style="list-style-type: none">Repeat weeks 5-8 twice.	<ul style="list-style-type: none">Repeat weeks 5-8 twice.



Pro Tips

Select a study group leader.

Your group needs someone to keep things running smoothly, doing things like making sure everyone knows about schedule changes, finding places to meet, and tracking progress toward goals.

Find a group sponsor.

Ask a teacher, coach, or parent who could provide guidance on these responsibilities. It's good experience, and besides, leading an extracurricular activity is a plus on college applications.

Consider taking turns.

The leader of the week can prepare ahead of time to guide the day's discussion.

SAT[®] Achievement Associated with Official SAT Practice on Khan Academy[®]

These results are based on over 500,000 students from the class of 2019.

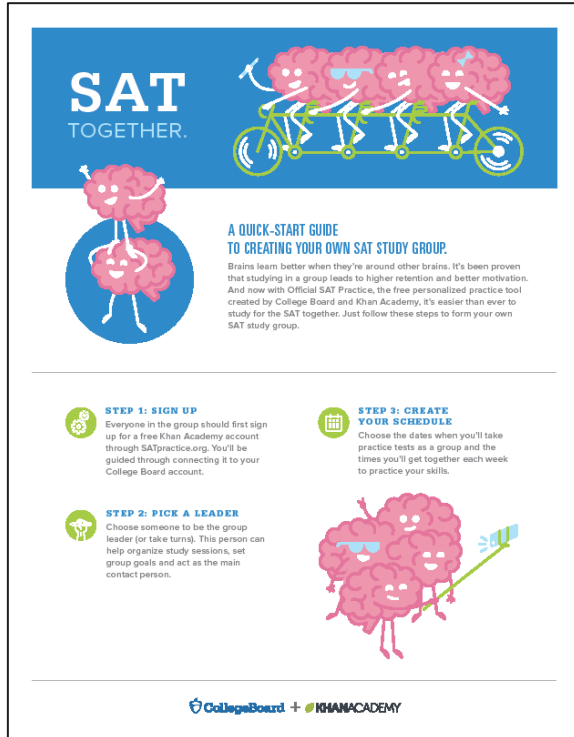
Practice is associated with better SAT[®] outcomes regardless of gender, race, and parental education level.



Engaging Students in Official SAT® Practice

Independent Practice: Students practice individually at home or in virtual study groups.	<ul style="list-style-type: none">• Share information about Official SAT® Practice with handouts available at https://www.isbe.net/Pages/sat-psat.aspx under the SAT, PSAT 10, and PSAT 8/9 Toolkit Resources accordion.• Encourage parents to work with students to set and stick to a study schedule.• Link to resources through website, social media, announcements, and flyers around school.
Extracurricular Practice: Students practice in a college prep course or with a community-based organization virtually.	<ul style="list-style-type: none">• Incorporate Official SAT® Practice tools during non-content classes, such as a college prep class or seminar courses.• Partner with community-based/college-access organizations to support students with practice.
Teacher-Guided Practice: Students practice in class (in person or virtually) using Official SAT® Practice as a learning tool.	<ul style="list-style-type: none">• Incorporate independent practice into the class period and answer student questions.• Use an SAT® question from Official SAT® Practice as bell work or an exit ticket.• Assign 60 minutes of Official SAT® Practice per week as homework.

Practice Plans



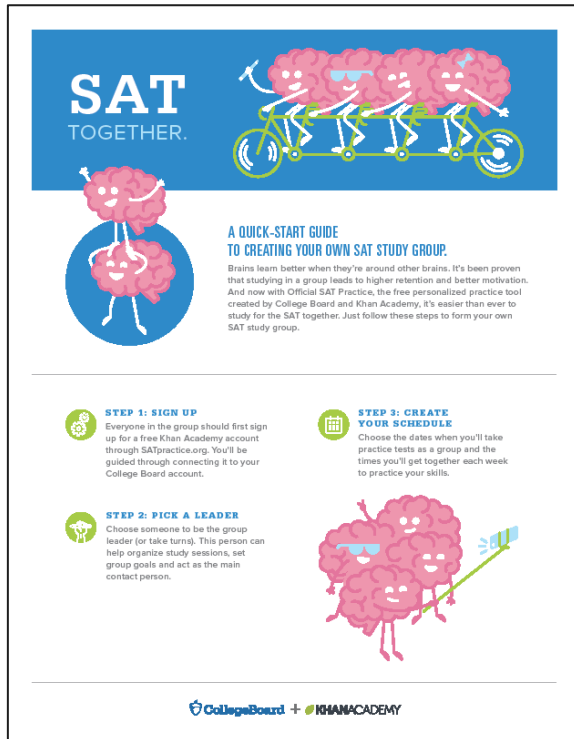
Parent Involvement

- Share information about Official SAT[®] Practice with parents.
- Encourage parents to work with students to set a study schedule.

Study Groups

- Students form groups of five to eight for virtual practice.
- Students meet virtually on their own schedule for 60 minutes per week.
- Encourage students to set up virtual study groups and pick a leader.

Extracurricular Practice



Incorporate Official SAT® Practice tools during non-content classes

- Use time during college prep or seminar courses.
- Encourage students to use 30 minutes of class time twice per week for independent student practice.

Partner with community-based/college-access organizations

- Virtually train CBO/CAO staff on Official SAT® Practice.
- Designate a point of contact to coordinate communication.
- Develop study plans for students.
- Encourage students to create a practice schedule.

Teacher-Led Practice: Getting Started



Incorporate independent practice into the class period and answer student questions

- Use one class period a week.
- Add your students to your class in the Coach Tools and track progress.
- Utilize the [Official SAT® Practice Lesson Plans](#).
- Use during a shortened class period.
- Begin the class with Official SAT® Practice as bell work.

Coach Resources for Official SAT® Practice

[Lesson Plans](#)

[Coach Tools FAQ](#)

[Coach Tools Guide](#)

Features include these:

Recommended SAT® skills on which to focus based on class performance

- Lesson plans created by teachers and for teachers available for skills in Math, Evidence-Based Reading & Writing, and the Essay
- Links to additional Khan Academy® content and SAT® content that can be assigned to the class based on the greatest needs of the class

Student progress

- Their upcoming SAT® test date
- Problems completed, time spent, and practice tests scheduled

Recently completed activity

- The top recommended skills for practice
- Questions attempted, answer choices, and correct answers
- Practice test scores

Ideas for Increasing Student Engagement



- Designate classes in which students will spend time creating and linking Khan Academy® accounts.
- Train staff to work with students to create and link accounts.
- Reach out to local community-based organizations and/or college-access groups to help get students logged in to their College Board/Khan Academy® accounts and practice.
- Raffle off small prizes for participation (e.g., school gear).
- Incentivize classes/grades to compete with each other (e.g., by percentage of students who have linked their accounts to Khan Academy®; completion of full-length practice tests, etc.).
- Strengthen your school's college-going culture and empower students to think of themselves differently.

Developing a Plan for Official SAT[®] Practice

Design an Implementation Plan for Your School



1. Share the steps for linking accounts/taking diagnostic quizzes with students.
2. Create an implementation plan for using the Coach Tools.
3. Review SAT® practice resources available here: <https://www.isbe.net/Pages/sat-psat.aspx> under the SAT, PSAT 10, and PSAT 8/9 Practice Resources accordion.
4. Share the Back-to-School Toolkit with staff available here: <https://www.isbe.net/Pages/sat-psat.aspx> under the SAT, PSAT 10, and PSAT 8/9 Practice Resources accordion.
5. Monitor progress.
6. Measure success.

SAT[®] Suite Question Bank

Create custom, targeted question sets and improve instruction.

What Is the SAT[®] Suite Question Bank?

Enables Access

The SAT[®] Suite Question Bank provides educators with access to over 3,500 questions from the SAT[®], PSAT/NMSQT[™], PSAT[™] 10, and PSAT[™] 8/9 assessments.

Informs Instruction

Educators can view the skills and knowledge that students need to be successful on any SAT[®] Suite Assessment.

Is Easy to Use

Questions can be sorted by correct response %, difficulty, subscores, cross-test scores, and content domains.

SAT[®] Suite Question Bank

Educators can search for questions by assessment, test, subscore, and cross-test score.

Each question provides the following:

- Level of Difficulty
- Primary, Secondary, and Tertiary Dimensions
- Passage Text Complexity Level
- Calculator/No Calculator for Math Questions
- Answer Choices
- Answer Explanations

How Can SAT® Suite Question Bank Be Used?



In Instruction

Teachers can find questions that align with skills taught in class and use them in multiple ways.



With Official SAT® Practice

Coaches in Official SAT® Practice can use information from student and coach dashboards to select practice questions to use with students.

SAT[®] Suite Question Bank and Instruction



Use questions as bell ringers.



Develop formative assessments.




Use questions in group work and in collaborative practice.



Use questions on summative assessments.



Engage in guided-level practice on difficult questions.



Analyze data from previous assessments to identify gaps in instruction.




Use questions to build stamina for text complexity.



Analyze student performance to make recommendations for further practice through Official SAT[®] Practice.

Accessing the SAT[®] Suite Question Bank



The SAT[®] Suite Question Bank May
Be Accessed at
<https://satsuitequestionbank.collegeboard.org/>.

Open to the Public

No College Board Account or Access Code
Required

How to Create a Question Set

To create a question set:

- Use the filters to narrow the list.
- Select question IDs to view question content.
- Check boxes to create the set (up to 20 questions).
- Select the “Export PDF” button.
- Choose to print questions with or without the correct answers and explanations.

The screenshot shows the CollegeBoard Question Bank interface. At the top, there is a dark header with a dropdown arrow and the CollegeBoard logo. Below the header, the title "Question Bank" is displayed. The interface is divided into sections for filtering questions. The first section, "Assessment:", shows "SAT" with a "Change" link. The second section, "Test:", shows "Reading" with a "Change" link. The third section, "Find questions by subscore or cross-test score:", includes a link "Let us help you choose" and a list of topics with checkboxes: "Analysis in History/Social Studies", "Analysis in Science", "Command of Evidence" (checked), "Words in Context", and "Additional Topics in Reading". At the bottom of the form are two buttons: "Cancel" and "Search".

Filters: Level of Difficulty

Questions are classified as easy, medium, or hard and are based on student performance.

Difficulty: ?

Passage Text Complexity: ?

Primary Dimension: ?

Please Select ^

Please Select v

Please Select v

Medi

☐ Easy

☒ Medium

☐ Hard

Clear Filters

			Test and	Primary Dimension ?	Secondary Dimension ?	Tertiary Dimension ?	Passage Text Complexity ?
<input type="checkbox"/>	5441685	<div><div></div><div></div><div></div></div>	Command of Evidence	Expression of Ideas Development	Proposition	N/A	Grades 13-14
<input type="checkbox"/>	423182	<div><div></div><div></div><div></div></div>	Command of Evidence	Expression of Ideas Development	Focus	N/A	Grades 9-10
<input type="checkbox"/>	18293	<div><div></div><div></div><div></div></div>	Command of Evidence	Expression of Ideas Development	Support	N/A	Grades 11-CCR
<input type="checkbox"/>	5439716	<div><div></div><div></div><div></div></div>	Command of Evidence	Expression of Ideas Development	Support	N/A	Grades 11-CCR
<input type="checkbox"/>	1473183	<div><div></div><div></div><div></div></div>	Command of Evidence	Expression of Ideas Development	Support	N/A	Grades 13-14

SAT® Passage Text Complexity

Many factors contribute to passage text complexity, including how subtly purpose, ideas, and themes are communicated and how abstract the topic is.

Grades 9-10: Passages are clear and more direct than those at a higher level, but they convey ideas and themes with some subtlety.

Grade 11-CCR (College and Career Ready):

The purpose of these passages may be subtle or complex and possibly hidden; ideas and themes are easier to infer than passages written at a post-secondary level.

Grades 13-14: These highly complex passages serve multiple purposes; ideas and themes can be challenging to infer.

Dimensions

A Closer Look at Primary, Secondary, and Tertiary Dimensions

Primary Dimensions: broad categories of the skills and knowledge measured by each test

Secondary Dimensions: subcategories of each primary dimension

Tertiary Dimensions: categories of each secondary dimension

Difficulty: ?
Please Select

Passage Text Complexity: ?
Please Select

Primary Dimension: ?
Please Select

Information and ideas

☒ Information and Ideas

☐ Rhetoric

☐ Synthesis

Filters

✓	ID #	Difficulty ?	Cross-Test and Subscore	Primary Dimension ?	Secondary Dimension		
<input type="checkbox"/>	423175	■ ■ ■	Command of Evidence	Information and Ideas	Citing textual evidence	N/A	Grades 9-10
<input type="checkbox"/>	421987	■ ■ ■	Command of Evidence	Information and Ideas	Citing textual evidence	N/A	Grades 11-CCR
<input type="checkbox"/>	4170181	■ ■ □	Command of Evidence	Information and Ideas	Citing textual evidence	N/A	Grades 11-CCR
<input type="checkbox"/>	1474439	■ ■ □	Command of Evidence	Information and Ideas	Citing textual evidence	N/A	Grades 11-CCR
<input type="checkbox"/>	422157	■ ■ ■	Command of Evidence	Information and Ideas	Citing textual evidence	N/A	Grades 13-14

Suggested Tips

- The purpose of the SAT® Suite Question Bank is to help inform instructional practice. It should not be the primary means of practice. For practice, students should use Official SAT® Practice on Khan Academy.
- Up to 20 questions can be exported at a time as a PDF, which can be saved or printed.
- The number of questions that will be displayed is dependent on the search criteria and filters that are applied.

Please email questions or comments about this presentation to ILSAT@collegeboard.org.

Thank You

