




# SY 2024-25 Spring Update

*Student Information System*

February 19, 2025



*Notice* – This webinar is being recorded!

Please *do not* provide any student, personal, or vendor information.

# Webinar Tips

- **Audio Tips**

- Use computer speakers.
- Headset connected to a computer.
- Listen via telephone.

- **Question & Answer**

- Utilize the text/chat box to submit questions, which will be published in a Q&A document after the presentation.

- **Troubleshooting**

- If you are disconnected from the webinar at any time, you can click the link that was provided in the email or you can re-register to gain access.
- If you are listening via telephone and close out of the webinar on your computer, you will be disconnected.

# Agenda

- Welcome / Introductions
- Report Card Timeline
- ACT with Writing, PreACT Secure, PreACT 9 Secure Pre-ID
- Illinois Assessment of Readiness (IAR) Pre-ID
- Illinois Science Assessment (ISA) Pre-ID
- Dynamic Learning Maps- Alternate Assessment (DLM-AA) Pre-ID
- 504 Submissions
- ACCESS Correction
- Detention Center
- EL Data for eGMS Ceiling Calculator Funding Allocation Reports
- SY 2024-25 Fall and Spring Enrollment Counts EBF Verification
- Student Attendance
- Adjusted Cohort Graduation Rate
- Gifted & Accelerated
- Student Discipline
- SY 2024-25 Updates
- Upcoming Key Dates & Webinars
- Next Steps for Districts
- Where to Direct Questions

# Welcome / Introductions

## **Presenters**

- Colene German  
*SIS Project Manager*
- Tandi Turner  
*ISBE SIS Business Analyst*
- Kory Schacht  
*ISBE SIS Business Analyst*
- Lindsey Walker  
*ISBE SIS Business Analyst*
- Kara Mernaugh  
*ISBE SIS Training Coordinator*

## **Members of the SIS Team**

- Brenda Umek  
*ISBE SIS Business Analyst*
- Julie Mossberg-Kinsley  
*SIS Business Analyst*
- Shannon Armstrong  
*SIS Business Analyst*
- Michael Pflugmacher  
*SIS Development Team*
- Durga Vejju  
*SIS Development Team*
- Kathleen Ball  
*SIS Development Team*
- Lokesh Vankayala  
*SIS Development Team*
- Francisco Geyne  
*SIS Development Team*
- Kaitlin Wieberg  
*SIS Development Team*
- Jessie Betz  
*SIS Support Analyst*

## **ISBE SIS Management Team**

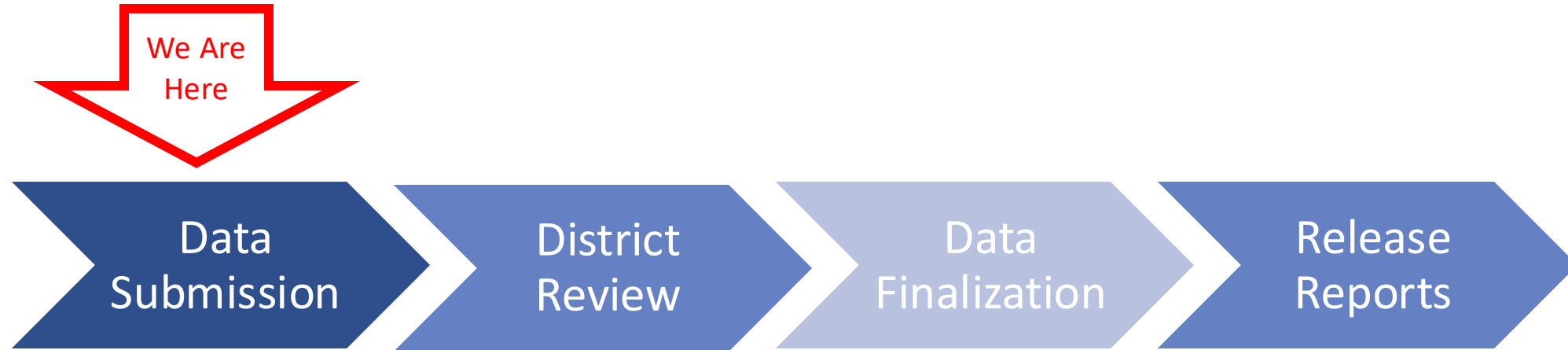
- Madan Damodaran  
*Director, Software Solutions*
- Donna Schroeder  
*Supervisor, Software Solutions*
- Maureen Font  
*Director, Data, Strategies, and Analytics*

# ISBE SIS Resources


- Located on the [ISBE SIS webpage](#):
  - ISBE SIS Announcements
  - Data Elements and Validations
  - User Manual
  - File Format Layouts
  - Excel Templates
    - Tips for Completing (*Data Collection Name*) Template
    - Steps for Creating and Uploading (*Data Collection Name*)
  - Archived Presentations, Trainings, Frequently Asked Questions

The screenshot displays the ISBE SIS webpage. At the top, a breadcrumb trail reads: Home > Other Resources > ISBE Education Data Systems > Student Information System (SIS). The main header area includes 'OTHER RESOURCES ISBE Education Data Systems' and 'Student Information System (SIS)'. A 'Log in to SIS' button is visible. Below the header, a paragraph explains the ESSA Act's impact on student academic achievement and the development of a state-level student information system. A list of goals includes increasing state capacity, improving data quality, reducing collection burden, and enhancing data use. A 'News and Updates' section lists recent documents like the EBF User Guide and District Guidance for Detention Centers. At the bottom, a grid of six buttons provides quick access to 'Data Elements and Validations', 'Documentation/Tools', 'Key Dates', 'SIS Excel Templates', 'SIS Training Modules', and 'Past Webinars, Trainings and Q&A'.

# Report Card Timeline



- Data Submission: Now through July (depends on specific collection)
- District Review: Now through July (depends on specific collection)
- Data Finalization: July and August (depends on specific collection)
- Data Review and Verification Tool via MyIRC
  - Opens by noon **July 1, 2025**
  - Closes after all data collection deadlines have passed
- Educator Preview Release: **October 1, 2025**, by noon
- Report Card Release: **October 30, 2025**, by 9 a.m.
- [ISBE Data Collections Key Dates](#)



ACT with Writing,  
PreACT Secure,  
PreACT 9 Secure Pre-ID



# ACT/PreACT Secure Pre-ID

## Pre-ID for ACT with Writing, PreACT Secure, and PreACT 9 Secure:

- Pre-ID records will be created for all Grades 9-11 students who **do not** have Alternate Assessment (DLM-AA) = Yes on the Program Indicators page.
  - Grade 9 students will be included on the Pre-ID for the PreACT 9 Secure.
  - Grade 10 students will be included on the Pre-ID for the PreACT Secure.
  - Grade 11 students will be included on the Pre-ID for the ACT with Writing.
- Grade 12 students who have not previously participated in or been identified as being exempt from any previous administration of the state's final accountability assessment will be included on the Pre-ID for the ACT with Writing.
  - Review the [flowchart](#) for Grade 12 criteria and contact the [Assessment Department](#) for further guidance.
- Details about the ACT/PreACT process are provided in this [guidance document](#).

# ACT/PreACT Secure Pre-ID

**Student Demographics, the Testing RCDTS, and the Test Format will be updated in SIS and flow into ACT Now based on the following schedule:**

Transmissions from SIS to ACT Now will Override Edits Made Only in ACT Now	
Initial Transmission: Wednesday, January 15, 2025	Update: Friday, March 7, 2025
Update: Friday, January 24, 2025	Update: Friday, March 14, 2025
Update: Friday, January 31, 2025	Update: Friday, March 21, 2025
Update: Friday, February 7, 2025	Update: Monday, April 7, 2025
Update: Friday, February 14, 2025	Update: Monday, April 21, 2025

- ISBE will not transmit updates on February 21, February 28, or March 28.
- **Note:** Online is the default test format for all students. Paper tests are only allowed in rare cases as an accommodation. Please contact the [Assessment Department](#) for further guidance.

**Important:** If a student's grade level changes, the transmissions from SIS to ACT Now will not automatically remove the record with the former grade level from ACT Now. ISBE recommends manually removing the unneeded enrollment from ACT Now to avoid accidentally giving a student two different tests.

# ACT/PreACT Secure Pre-ID

- Accommodations and English learner (EL) supports are **not** entered into SIS.
- Accommodations and EL supports for students taking the **ACT with Writing** were due to be requested in ACT's Test Accessibility & Accommodations (TAA) system by **February 7, 2025**. Refer to the [ACT with Writing Schedule of Events](#) for details about how to submit requests, as needed, after February 7.
- Accommodations and EL supports for students taking the **PreACT 9 Secure** and the **PreACT Secure** are determined locally and will be entered directly into ACT Now. Details are posted on ACT's [PreACT Secure: Illinois webpage](#) under the heading, "Manage Accommodations and English Learner (EL) Supports."
- Please visit the [ISBE High School Assessment webpage](#) for more details about ACT assessments.

# ACT/PreACT Secure Pre-ID

## Assessment – Pre-ID – ACT/PreACT Secure – Search by Student

ILLINOIS STATE BOARD OF EDUCATION

Helpful Resources Contact Technical Support

SIS

IBM SIS Test User 4

Home

Student

Assessment

Pre-ID

ACCESS

DLM-AA

IAR

ISA

KIDS

ACT/PreACT Secure

ACT/PreACT Secure Search Criteria

Assessment Year: 2025

SID

AND AT LEAST ONE BELOW

Legal Last Name

Legal First Name

Date of Birth (mm/dd/yyyy)

Search

# ACT/PreACT Secure Pre-ID

ACT/PreACT Secure Pre-ID Details – Update Testing School, update Test Format, and select ‘Submit.’

### ACT/PreACT Secure Pre-ID Details

SID: 123456789	School Year: 2025	Grade: 09
Legal Last Name: Test	Legal First Name: Student	Middle Name:
Home RCDTS: 123456789012345	Serving RCDTS: 123456789012345 (PDA: 1.00)	Testing RCDTS: 123456789012345

[Link to Data Elements](#)

Grade : 09 Test : PreACT 9 Secure

#### Testing School

Same as Home RCDTS

Enter the 15 digit RCDTS code

Select Region, Category, District and School

Region

Category

District/Entity

School

EL Indicator = No    IDEA Services = No    *(Indicators are from the student's current demographic data)*

Test Format :  Online    Paper

Test Format for all students is defaulted to Online. For students requiring a paper-based accommodation (e.g. Braille, Large Print), please update the test format on the Pre-ID screen to Paper. Questions about paper testing should be directed to [assessment@isbe.net](mailto:assessment@isbe.net).

# ACT/PreACT Secure Pre-ID

ACT/PreACT Secure Pre-ID has been successfully updated.

< Back To ACT/PreACT Secure Search Criteria

### ACT/PreACT Secure Pre-ID Details

**ACT Pre-ID record was successfully updated.**

SID: 123456789	School Year: 2025	Grade: 09
Legal Last Name: Test	Legal First Name: Student	Middle Name:
Home RCDTS: 123456789012345	Serving RCDTS: 123456789012345 (PDA: 1.00)	Testing RCDTS: 123456789012345

[Link to Data Elements](#)

Grade : 09 Test : PreACT 9 Secure

#### Testing School

Same as Home RCDTS

Enter the 15 digit RCDTS code

Select Region, Category, District and School

Region

Category

District/Entity

School

EL Indicator = No    IDEA Services = No    *(Indicators are from the student's current demographic data)*

Test Format  Online  Paper

Test Format for all students is defaulted to Online. For students requiring a paper-based accommodation (e.g. Braille, Large Print), please update the test format on the Pre-ID screen to Paper. Questions about paper testing should be directed to [assessment@isbe.net](mailto:assessment@isbe.net).

# ACT/PreACT Secure Pre-ID

## SIS Reports – ACT/PreACT Secure Assessment Pre-ID

The screenshot displays the SIS Reports interface. On the left is a dark blue navigation sidebar with the following items: SIS, IBM SIS Test User 4, Home, Student, Assessment, Adjusted Cohort, Teacher, Early Childhood Transition, Prenatal, Reports (highlighted with a red box), and Batch File Processing. The main content area is titled 'Reports' and features a search bar labeled 'Search Reports...'. Below the search bar is a 'Student' dropdown menu, followed by a list of report categories: Assessment (highlighted with a red box), Assessment Enrollment Verification, Illinois Assessment of Readiness (IAR), Illinois Science Assessment (ISA), DLM-AA, and ACT/PreACT Secure (highlighted with a red box). Under the ACT/PreACT Secure category, there is a list of reports: ACT/PreACT Secure Assessment Pre-ID (highlighted with a red box), ACT/PreACT Secure Assessment Correction, ACT/PreACT Secure Assessment Scores, and ACT/PreACT Secure Assessment Scores Grid. The 'ACT/PreACT Secure Assessment Pre-ID' report has 'Summary' and 'Details' buttons next to it, both of which are highlighted with red circles.

# ACT/PreACT Secure Pre-ID

## ACT/PreACT Secure Assessment Pre-ID (Summary) – Criteria Page

[← Back To Reports](#)

### ACT/PreACT Secure Assessment Pre-ID (Detail)

School Year:

School:

Home  Serving  Testing

Grade:

Test to be Taken:  All  ACT with Writing  PreACT Secure  PreACT 9 Secure

Test Format:  Both  Online  Paper

IDEA Services:  Both  Yes  No

EL Indicator:  Both  Yes  No

Sort By:



# ACT/PreACT Secure Pre-ID

## ACT/PreACT Secure Assessment Pre-ID (Summary) – Report

### Illinois State Board of Education Student Information System

#### 2025 ACT with Writing, PreACT Secure, PreACT 9 Secure Assessment Pre-ID (Summary)

SIS Home District: 12345678901    ISBE Test District

Selection Criteria:

Grade: All	Total
Total Students:	1049
Grade from SIS Enrollment: 09	391
Grade from SIS Enrollment: 10	344
Grade from SIS Enrollment: 11	284
Grade from SIS Enrollment: 12	30
Grade 12 Required to Test: Yes	30
Test To Be Taken: ACT with Writing	314
Test To Be Taken: PreACT Secure	344

# ACT/PreACT Secure Pre-ID

## SIS Reports – ACT/PreACT Secure Assessment Pre-ID

The screenshot displays the SIS Reports interface. On the left is a dark blue navigation sidebar with the following items: 'SIS', 'IBM SIS Test User 4', 'Home', 'Student', 'Assessment', 'Adjusted Cohort', 'Teacher', 'Early Childhood Transition', 'Prenatal', and 'Reports' (highlighted with a red box). The main content area is titled 'Reports' and features a search bar labeled 'Search Reports...'. Below the search bar is a 'Student' dropdown menu with 'Assessment' selected (highlighted with a red box). Under 'Assessment', several options are listed: 'Assessment Enrollment Verification', 'Illinois Assessment of Readiness (IAR)', 'Illinois Science Assessment (ISA)', and 'DLM-AA'. The 'ACT/PreACT Secure' option is selected (highlighted with a red box). Below this, the 'ACT/PreACT Secure Assessment Pre-ID' report is highlighted with a red box. To the right of this report are two buttons: 'Summary' and 'Details' (highlighted with a red box). Below the highlighted report, two other reports are visible: 'ACT/PreACT Secure Assessment Correction' and 'ACT/PreACT Secure Assessment Scores', both with a note: 'ACT Data is not available. Data will be available in Spring 2025.'

# ACT/PreACT Secure Pre-ID

## ACT/PreACT Secure Assessment Pre-ID (Detail) – Criteria Page

[← Back To Reports](#)

### ACT/PreACT Secure Assessment Pre-ID (Detail)

School Year:

School:

Home  Serving  Testing

Grade:

Test to be Taken:  All  ACT with Writing  PreACT Secure  PreACT 9 Secure

Test Format:  Both  Online  Paper

IDEA Services:  Both  Yes  No

EL Indicator:  Both  Yes  No

Sort By:

# ACT/PreACT Secure Pre-ID

## ACT/PreACT Secure Assessment Pre-ID (Detail) – Report

Illinois State Board of Education Student Information System 2025 ACT with Writing, PreACT Secure, PreACT 9 Secure Assessment Pre-ID (Detail)											
SIS Home District: 12345678901 ISBE Test District											
Selection Criteria: Sorted By: Student Name											
<b>Columns</b>	<b>A</b>	Grade from SIS Enrollment									
	<b>B</b>	Test To Be Taken (Grade 11 or 12 = ACT with Writing, Grade 10 = PreACT Secure, Grade 9 = PreACT 9 Secure)									
	<b>C</b>	IDEA Services (from SIS Enrollment)									
	<b>D</b>	EL Indicator (from SIS Enrollment)									
	<b>E</b>	Grade 12 Required to Test*									
	<b>F</b>	Test Format(O = Online, P = Paper)**									
Student ID	Student Name	Birth Date	Home RCDTS	Serving RCDTS	Testing RCDTS	A	B	C	D	E	F
123456789	TEST, STUDENT	09/07/2009	123456789012345	123456789012345	123456789012345	09	PreACT 9 Secure	N	N		O
123456789	TEST, STUDENT	01/21/2009	123456789012345	123456789012345	123456789012345	10	PreACT Secure	N	N		O
123456789	TEST, STUDENT	05/12/2005	123456789012345	123456789012345	123456789012345	11	ACT with Writing	N	N		O

Review the [Establishment Status PDF](#) to ensure the testing RCDTS has confirmed participation.

# ACT/PreACT Secure Testing Dates

- **ACT with Writing**
  - Test Event 1: March 25 – 28 and March 31 - April 4, 2025
  - Test Event 2: April 8 – 11 and April 14 - 18, 2025
  - Test Event 3: April 22 – April 25 and April 28 – May 2, 2025
- **PreACT 9 Secure and PreACT Secure**
  - Test Event 1: March 17 – 28, 2025
  - Test Event 2: March 31 – April 11, 2025
  - Test Event 3: April 14 – 25, 2025

Testing is allowed on any weekday within the test events noted at left. Schools may use any test event for testing and makeup testing.

*Note: A student must start and finish testing within the same test event, so students with multi-day testing should begin testing as early as possible within a test event.*



# Illinois Assessment of Readiness (IAR) Pre-ID

# IAR Pre-ID

## Pre-ID for Grades 3-8:

- IAR Pre-ID records for both ELA and mathematics will be created for all Grades 3-8 students who **do not** have Alternate Assessment (DLM-AA) = Yes on the Program Indicators page.
- IAR Accommodations/Accessibility features are NOT entered into SIS.
- Districts can place additional orders for paper materials, as well as enter accommodations and accessibility features into the Illinois Administration Platform.
- The Testing RCDTS and Student Demographics will still be updated in SIS.
- All enrollments need to be added in SIS and will update daily in the Illinois Administration Platform to create the student registration record.

# IAR Pre-ID

- **IAR Testing Window**
  - Online: **March 3, 2025** (earliest) – **April 18, 2025** (latest)
  - Paper: **March 3, 2025** (earliest) – **April 4, 2025** (latest)
- **The IAR Corrections data will be based on the testing school's Testing Window.**
  - Any student enrolled in Grades 3-8 at any point in time during the testing school's Testing Window will be included.
- **As the Testing Window grows closer, edit IAR Pre-ID Step 1 with the corrected dates so all applicable students are included.**
  - Example: If your Testing Window ends earlier than anticipated, change the end date to reflect this.
  - ISBE will enter a default Testing Window for schools that do not enter a Testing Window by the last day of testing.
    - Testing schools may update the Testing Window after last day of testing, as needed.



# IAR Pre-ID

## IAR Pre-ID Step 1 – Select 'Testing Window.'

The screenshot shows the 'IAR Search Criteria' web application interface. On the left is a dark blue sidebar with the 'SIS' logo at the top. Below the logo, the user is identified as 'IBM SIS Test User'. The sidebar contains a list of navigation options: 'Home', 'Student', 'Assessment', 'Pre-ID', 'ACCESS', 'DLM-AA', 'IAR', 'ISA', and 'KIDS'. The 'Assessment' and 'Pre-ID' items are highlighted with red boxes. The main content area is titled 'IAR Search Criteria' and includes the text 'Assessment Year: 2025' in the top right corner. The search criteria are listed as follows:

1. Select Testing Window by *district or school*: [Select Testing Window](#)
2. SID

AND AT LEAST ONE BELOW

Legal Last Name   
Legal First Name   
Date of Birth (mm/dd/yyyy)

3. [Click here for Pre-ID Guidance](#)

A 'Search' button is located in the bottom right corner of the main content area.

# IAR Pre-ID

IAR Pre-ID Step 1: Verify Testing Window is correct.

Edit Testing Window, as needed (e.g., if you finish early, adjust the end date).

[← Back To IAR Search Criteria](#)

### Select Testing Window

Testing School

The IAR testing window (Spring) is March 03, 2025 (earliest) - April 18, 2025 (latest).  
Provide a Start Date and End Date within this window.  
If testing actually starts or ends earlier or later than anticipated, adjust the Start Date and/or End Date accordingly.

Start Date

End Date

Apply Testing Window to all schools in the district.

# IAR Pre-ID

## IAR Pre-ID Step 1 - Test Window Report

Illinois State Board of Education

Helpful Resources - Contact Technical Support

SIS

IBM SIS Test User

Home

Student

Assessment

Adjusted Cohort

Teacher

Early Childhood Transition

Prenatal

Reports

### Reports

Search Reports...

Student ▲

Assessment ▲

Assessment Enrollment Verification ▼

Illinois Assessment of Readiness (IAR) ▲

IAR Assessment and Test Window - STEP 1		Details
IAR Assessment Pre-ID - STEP 2	Summary	Details
IAR Assessment Correction	Summary	Details
IAR Assessment Scores	Summary	Details
IAR Assessment Scores Grid	Summary	

DLM-AA ▼

# IAR Pre-ID

## Criteria Page

[← Back To Reports](#)

### IAR Assessment Test Window

School Year

# IAR Pre-ID

## Illinois State Board of Education Student Information System 2025 IAR Test Window Report

---

SIS Home District: 12345678901    ISBE Test District

---

Testing School: ISBE Elementary School

Test Window: -

Testing School: ISBE Middle School

Test Window: -

Testing School: ISBE Charter School

Test Window: -

# IAR Pre-ID

## IAR Pre-ID Step 2: Updating IAR Pre-ID

- Home and Testing Districts can make updates in SIS.
- **The IAR Assessment Pre-ID will contain one record per content area (ELA/L and math).**
- When a student's enrollment is exited, the student will be removed from the IAR Pre-ID report.
- When a student's enrollment is added, the student will be added on the appropriate Pre-ID report, based on the enrollment Grade Level and Alternate Assessment indicator.

# IAR Pre-ID

IAR Pre-ID Step 2 – Search by student to update Testing School.

The screenshot shows the 'IAR Search Criteria' web application interface. On the left is a dark blue sidebar with the 'SIS' logo at the top, followed by the user 'IBM SIS Test User 4'. Below are navigation links: 'Home', 'Student', 'Assessment' (highlighted with a red box), and 'Pre-ID' (highlighted with a red box). Under 'Assessment', there are links for 'ACCESS', 'DLM-AA', 'IAR' (highlighted with a red box), 'ISA', 'KIDS', and 'ACT/PreACT Secure'. The main content area has a dark blue header with 'IAR Search Criteria' on the left and 'Assessment Year: 2025' on the right. The search criteria are listed as follows: 1. 'Select Testing Window by district or school:' with a 'Select Testing Window' label and an empty input field. 2. 'SID' with an empty input field. Below this is the text 'AND AT LEAST ONE BELOW' followed by three input fields: 'Legal Last Name', 'Legal First Name', and 'Date of Birth (mm/dd/yyyy)'. 3. 'Click here for Pre-ID Guidance'. A 'Search' button is located at the bottom right of the form area, highlighted with a red box.

# IAR Pre-ID

## IAR Pre-ID Step 2 – Update Testing School and select ‘Submit.’

[← Back To IAR Search Criteria](#)

### IAR Pre-Id Details

SID: 123456789	School Year: 2025	Grade:
Legal Last Name: Test	Legal First Name: Student	Middle Name:
Home RCDTS: 123456789012345	Serving RCDTS: 123456789012345 (PDA: 1.00)	Testing RCDTS: 123456789012345

[Link to Data Elements](#)

#### Testing School

Same as Home RCDTS

Enter the 15 digit RCDTS code

Select Region, Category, District and School

Region

Category

District/Entity

School



# IAR Pre-ID

IAR Pre-ID successfully updated.

[← Back To IAR Search Criteria](#)

### IAR Pre-Id Details

IAR Pre-Id record was successfully updated.

SID: 123456789	School Year: 2025	Grade:
Legal Last Name: Test	Legal First Name: Student	Middle Name:
Home RCDTS: 123456789012345	Serving RCDTS: 123456789012345 (PDA: 1.00)	Testing RCDTS: 123456789012345

[Link to Data Elements](#)

### Testing School

Same as Home RCDTS

Enter the 15 digit RCDTS code

Select Region, Category, District and School

Region

Category

District/Entity

School

# IAR Pre-ID

## IAR Pre-ID Step 2 Reports

Illinois State Board of Education

Helpful Resources - Contact Technical Support

SIS

IBM SIS Test User

Home

Student

Assessment

Adjusted Cohort

Teacher

Early Childhood Transition

Prenatal

Reports

### Reports

Search Reports...

Student

- Assessment
  - Assessment Enrollment Verification
  - Illinois Assessment of Readiness (IAR)**
    - IAR Assessment and Test Window - STEP 1 Details
    - IAR Assessment Pre-ID - STEP 2** Summary **Details**
    - IAR Assessment Correction Summary Details
    - IAR Assessment Scores Summary Details
    - IAR Assessment Scores Grid Summary

DLM-AA

SAT/PSAT

# IAR Pre-ID

## Criteria Page

[← Back To Reports](#)

### IAR Assessment Pre-ID (Detail)

School Year	<input type="text" value="2025"/>
School	<input type="text" value="All Schools"/>
	<input checked="" type="radio"/> Home <input type="radio"/> Serving <input type="radio"/> Testing
Grade	<input type="text" value="All Grades"/>
Content Area	<input checked="" type="radio"/> Both <input type="radio"/> ELA <input type="radio"/> Mathematics
Test Code	<input type="text" value="All"/>
EL Indicator (from SIS)	<input checked="" type="radio"/> Both <input type="radio"/> Yes <input type="radio"/> No
Accommodation 504 (from SIS)	<input checked="" type="radio"/> Both <input type="radio"/> Yes <input type="radio"/> No
IDEA Services (from SIS)	<input checked="" type="radio"/> Both <input type="radio"/> Yes <input type="radio"/> No
Sort By	<input type="text" value="Name"/>

# IAR Pre-ID

## 2025 Illinois Assessment of Readiness Pre-ID (Detail)

SIS Home District: 12345678901 ISBE Test District

Selection Criteria: None Sorted By: Student Name

Columns		Test Code:	
A	EL Indicator (from SIS)	MAT0X	Grade X Mathematics
B	Accommodation 504 (from SIS)	ELA0X	Grade X ELA/Literacy
C	IDEA Services (from SIS)		

Test Code	SIS Home School	Serving School	Testing School	A	B	C
<b>Student ID:</b> 123456789		<b>Name:</b> Test, Student			<b>Date of Birth:</b> 04/24/2011	
ELA08/MAT08	123456789012345	123456789012345	123456789012345	N	N	N
<b>Student ID:</b> 123456789		<b>Name:</b> Test, Student			<b>Date of Birth:</b> 11/26/2010	
ELA07/MAT07	123456789012345	123456789012345	123456789012345	N	N	N



# Illinois Science Assessment (ISA) Pre-ID

# ISA Pre-ID

## Illinois Science Assessment Pre-ID for Grades 5 and 8:

- ISA Pre-ID records will be created for all Grades 5 and 8 students who **do not** have Alternate Assessment (DLM-AA) = Yes on the Program Indicators page.
- Students taking the DLM-AA will **not** take the ISA.
- The ISA is **not** an alternate assessment.

## Access to the ISA rostering platform will be made available in SIS in early 2025:

- SIS team will automatically upload the ISA roster to the vendor every night.
- The on-demand Transmit File option is no longer available for districts.
- ISA testing location is based on IAR (Grades 5 and 8).

# ISA Pre-ID

## ISA Testing Window

- **March 3, 2025** (earliest) – **April 30, 2025** (latest)
  - Grades 5 and 8 students for whom DLM-AA is the more appropriate assessment will continue to participate in the DLM-AA science assessment in lieu of the ISA.
- ISA will be administered in online and paper formats. The assessment is aligned to the Illinois Learning Standards for Science incorporating the Next Generation Science Standards.

# ISA Pre-ID

## Assessment – Pre-ID – ISA

The screenshot displays the Illinois Administration Platform interface. On the left is a dark blue sidebar with the Illinois State Board of Education logo at the top. Below the logo, the text 'SIS' is shown in green. The user is identified as 'IBM SIS Test User 4'. The sidebar contains a menu with 'Home', 'Student', 'Assessment', 'Pre-ID', 'ACCESS', 'DLM-AA', 'IAR', and 'ISA'. The 'Assessment' and 'Pre-ID' items are highlighted with red boxes. In the top right corner, there are links for 'Helpful Resources' and 'Contact Technical Support'.

**The Illinois Administration Platform**

*The Illinois Science Assessment (ISA) is the mandatory state assessment and accountability measure for all Illinois students enrolled in a public school district. The ISA assesses the Illinois Learning Standards incorporating the Next Generation Science Standards (NGSS) at grades 5 and 8.*

- Step 1** Enroll students in grades 5 and 8 and verify Alternate Assessment: DLM-AA is set to 'No' on Program Indicators.
- Step 2** Update Testing RCDTS if necessary, using Step 2 of the IAR Pre-ID page.
- Step 3** Review the Pre-ID Roster data via the ISA Assessment Pre-ID Detail report. If data is incorrect, please adjust enrollments. Changes will appear immediately in the Pre-ID report but will not appear in the vendor platform until after the nightly transmission.  
[Review Roster](#)
- Step 4** Pre-ID Roster data is automatically sent to the vendor every night. The on-demand Transmit File option is no longer available.



# ISA Pre-ID

## ISA Assessment Pre-ID report

ILLINOIS STATE BOARD OF EDUCATION

Helpful Resources ▾ Contact Technical Support

SIS

IBM SIS Test User 4 ▾

Home

Student ▾

Assessment ▾

Adjusted Cohort

Teacher

Early Childhood Transition

Prenatal

**Reports**

**Reports**

Search Reports...

Student ▾

**Assessment** ▾

Assessment Enrollment Verification ▾

Illinois Assessment of Readiness (IAR) ▾

**Illinois Science Assessment (ISA)** ▾

ISA Assessment Pre-ID Summary **Details**

ISA Assessment Correction Summary Details

ISA Assessment Scores (Check "Details" report for errors after scores are posted.) Summary Details

ISA Assessment Scores Grid Summary

DLM-AA ▾

# ISA Pre-ID

## Criteria Page

[← Back To Reports](#)

### ISA Assessment Pre-ID (Detail)

School Year:

School:

Home  Serving  Testing

Grade:

EL Indicator (from SIS):  Both  Yes  No

Accommodation 504 (from SIS):  Both  Yes  No

IDEA Services (from SIS):  Both  Yes  No

Sort By:

# ISA Pre-ID

## 2025 Illinois Science Assessment (ISA) Pre-ID Detail

SIS Home District: 12345678901 ISBE Test District  
Selection Criteria: None Sorted By: Student Name

Columns	Test Code:
A EL Indicator (from SIS)	SCI05 Grade 05 Science
B Accommodation 504 (from SIS)	SCI08 Grade 08 Science
C IDEA Services (from SIS)	

Test Code	SIS Home School	Serving School	Testing School	A	B	C
<b>Student ID:</b> 123456789			<b>Name:</b> Test, Student			<b>Date of Birth:</b> 04/24/2011
ISA05	123456789012345	123456789012345	123456789012345	N	N	N
<b>Student ID:</b> 123456789			<b>Name:</b> Test, District			<b>Date of Birth:</b> 07/07/2011
ISA05	123456789012345	123456789012345	123456789012345	N	N	N

# ISA Pre-ID

## Updating ISA Pre-ID

- District and school staff with secure access to SIS can make enrollment and testing school updates.

## Use ISA Pre-ID Reports to verify before transmitting data to vendor.

- When a student's enrollment is exited, the student will be removed from the ISA Pre-ID report.
- When a student's enrollment is added, the student will be added on the appropriate Pre-ID report, based on the enrollment Grade Level and Alternate Assessment indicator.



# Dynamic Learning Maps Alternate Assessment (DLM-AA) Pre-ID

*Deadline: March 7, 2025*

# DLM-AA Pre-ID

## Accountability Testing Protocol

- ELA and Mathematics: Grades 3-11
  - Grade 12, [as required](#), must test in only ELA and Mathematics.
- Science: Grades 5, 8, & 11

## DLM-AA Pre-ID Data Elements

- RCDTS for Home School
- RCDTS for Serving School/Testing School
- RCDTS for Service Provider
- [Grade 12 Required to Test](#)
- [SIS Data Elements](#)

# DLM-AA Pre-ID

- Last SIS upload sent to DLM-AA vendor is **March 7, 2025**, 4 p.m.
- DLM-AA data cleanup in Kite is **March 7, 2025**, 4 p.m.
- DLM-AA test window is **March 12 – May 7, 2025**
- All student demographic uploads will go through SIS.
- DLM-AA data will be uploaded to Kite Educator Portal on a regular basis.

# DLM-AA Pre-ID

- Student Pre-ID records will be loaded into Kite based on the Testing School indicated in the Pre-ID file.
- Pre-ID records for students in Grades 3-11, and Grade 12, as appropriate, will be loaded into Kite using the following schedule:
  - Weekly uploads began **October 11, 2024**, and will continue until **March 7, 2025**.



# DLM-AA Pre-ID

## Creation of DLM-AA Pre-ID for Grades 3-11\*:

- Students testing DLM-AA must be IDEA Services (IEP) = Yes.
- A DLM-AA Pre-ID record will be created for all students Grades 3-11\* who show IDEA Services = Yes and Alternate Assessment = Yes in the SIS Program Indicator tab.

*\*Spring 2025: Current Grade 12 students without a valid Grade 11 or 12 score or qualifying exemption from any previous Grade 11 or 12 DLM-AA administration will be rostered to take DLM-AA in ELA and Mathematics.*

The test can be updated to DLM-AA by selecting Alternate Assessment: DLM-AA – Yes/No (Grades 3-12) on the **Program Indicators** page in SIS.

- The test can also be updated through the **Student Demographics and Enrollment file format (batch)**, with Alternate Assessment Indicator set to 01 (Yes) or 02 (No).

DLM-AA students in Grades 3-12 may participate in the optional, instructionally embedded assessments.

- SIS will load only Grades 3-11, and Grade 12, as required.
- Contact [Pam Hartwig](#) for assistance with Grade 12 students or with instructionally embedded assessments.

# DLM-AA Pre-ID

The screenshot shows the SIS interface for the Illinois State Board of Education. The 'Program Indicators' tab is selected. The 'IDEA Services' and 'Alternate Assessment (DLM-AA)' rows are highlighted with red boxes. An 'Edit' button is also highlighted with a red box.

Legal Last Name:	Legal First Name:	Legal Middle Name:
Homeless	No	Private School Student No
21st Century Community Learning Centers	No	Migrant No
IDEA Services	No	Free or Reduced Price Lunch (FRL) / Low Income Yes
Alternate Assessment (DLM-AA)	No	
Native Language	English	Title 1 Schoolwide Title I Program
Home Language	English	Supplemental Educational Services (SES) No
English Learner (EL)	No	Military Connected Student No
Never EL		
Reading 1st - Optional	No	Reading Improvement Block Grant - Optional No
Immigrant Student Program - Optional		
Eligible	No	
Country Of Birth		Date First Enrolled in a U.S. School
Months Gone - Optional		

Search by student  
From the Program Indicators tab – to Update IDEA services ‘Yes’ and Alternate Assessment (DLM AA) ‘Yes,’ select ‘Edit’



# DLM-AA Pre-ID

**Program Indicators**

SID:  
Legal Last Name:                      Legal First Name:                      Legal Middle Name:

Homeless	<input type="radio"/> Yes <input checked="" type="radio"/> No	Private School Student	<input type="radio"/> Yes <input checked="" type="radio"/> No
21st Century Community Learning Centers	<input type="radio"/> Yes <input checked="" type="radio"/> No	Migrant	<input type="radio"/> Yes <input checked="" type="radio"/> No
<b>IDEA Services</b>	<input checked="" type="radio"/> Yes <input type="radio"/> No	Free or Reduced Price Lunch (FRL) / Low Income	<input checked="" type="radio"/> Yes <input type="radio"/> No
<b>Alternate Assessment (DLM-AA)</b>	<input checked="" type="radio"/> Yes <input type="radio"/> No		

Native Language:  Title 1:

Home Language:  Supplemental Educational Services (SES):  Yes  No

English Learner (EL):  Yes  No **Never EL** Military Connected Student:  Yes  No

Reading 1st - Optional:  Yes  No Reading Improvement Block Grant - Optional:  Yes  No

Immigrant Student Program - Optional

Country Of Birth:  Date First Enrolled in a U.S. School:

Months Gone - Optional:

**Next** Cancel

IDEA Services set to 'Yes' and Alternate Assessment (DLM AA) set to 'Yes.'

Select 'Next' to Update.

# DLM-AA Pre-ID

**Review**

Please review the student information before confirming your request for program indicators update.

Program Indicators

Homeless	No	Private School Student	No
21st Century Community Learning Centers	No	Migrant	No
IDEA Services	Yes	Free or Reduced Price Lunch (FRL) / Low Income	Yes
Alternate Assessment (DLM-AA)	Yes	Title 1	Schoolwide Title I Program
Native Language	English	Supplemental Educational Services (SES)	No
Home Language	English	Military Connected Student	No
English Learner (EL)	No	Reading Improvement Block Grant - Optional	No
Reading 1st - Optional	No		

Immigrant Student Program - Optional

Eligible

Country Of Birth

Months Gone - Optional ⓘ

Date First Enrolled in a U.S School

Change Program Indicators

Submit

IDEA Services have been corrected.

Select 'Submit' to update Program Indicators.



# DLM-AA Pre-ID

## Assessment – Pre-ID – DLM-AA – Search by Student

The screenshot displays the 'DLM-AA Search Criteria' interface. On the left, a dark blue sidebar contains the 'SIS' logo and user information 'IBM SIS Test User 4'. Below this are navigation options: 'Home', 'Student', 'Assessment', and 'Pre-ID'. The 'Assessment' and 'Pre-ID' items are highlighted with red boxes. Underneath, there are sections for 'ACCESS' and 'DLM-AA', with 'DLM-AA' also highlighted in red. The main content area is titled 'DLM-AA Search Criteria' and includes the 'Assessment Year: 2025' in the top right. It features four search input fields: 'SID', 'Legal Last Name', 'Legal First Name', and 'Date of Birth (mm/dd/yyyy)'. A horizontal line with the text 'AND AT LEAST ONE BELOW' is positioned between the 'SID' field and the others. A 'Search' button, highlighted with a red box, is located in the bottom right corner of the main area.

# DLM-AA Pre-ID

DLM-AA Pre-ID – Update Testing School and select ‘Submit.’

< Back To Search

**DLM-AA Pre-ID Details** *The information you are providing will update the DLM-AA Pre-Id report*

SID: 123456789      School Year: 2025      Grade:   
Legal Last Name: Test      Legal First Name: Student      Middle Name:   
Home RCDTS: 123456789012345      Serving RCDTS: 123456789012345 (PDA: 1.00)      Testing RCDTS: 123456789012345

[Link to Data Elements](#)

**Testing School**

Same as Home RCDTS

Enter the 15 digit RCDTS code

Select Region, Category, District and School

Region:

Category:

District/Entry:

School:

EL Indicator = No      IDEA Services = Yes      *(Indicators are from the student's current demographic data)*

**Submit**



# DLM-AA Pre-ID

DLM-AA Pre-ID has been successfully updated.

< Back To Search

**DLM-AA Pre-ID Details** *The information you are providing will update the DLM-AA Pre-Id report*

**DLM-AA Pre-Id record was successfully updated.**

SID: 123456789      School Year: 2025      Grade:  
Legal Last Name: Test      Legal First Name: Student      Middle Name:  
Home RCDTS: 123456789      Serving RCDTS: 123456789 (PDA: 1.00)      Testing RCDTS: 123456789

[Link to Data Elements](#)

**Testing School**

Same as Home RCDTS

Enter the 15 digit RCDTS code

Select Region, Category, District and School

Region:

Category:

District/Entry:

School:

EL Indicator = No      IDEA Services = Yes      *(Indicators are from the student's current demographic data)*

# DLM-AA Pre-ID

## SIS Reports – DLM-AA Assessment Pre-ID

The screenshot shows the SIS Reports interface. The left sidebar contains navigation options: SIS, IBM SIS Test User, Home, Student, Assessment, Adjusted Cohort, Teacher, Early Childhood Transition, Prenatal, and Reports (highlighted with a red box). The main content area is titled 'Reports' and includes a search bar. Under the 'Student' category, 'Assessment' is expanded (highlighted with a red box), showing 'Assessment Enrollment Verification' and 'Illinois Assessment of Readiness (IAR)'. Under 'IAR', 'DLM-AA' is expanded (highlighted with a red box), listing several reports. The 'DLM-AA Assessment Pre-ID' report is highlighted with a red box, and its 'Details' link is circled in red.

Report Name	Summary	Details
DLM-AA Assessment Pre-ID	Summary	Details
DLM-AA Correction and Score (all students)	Summary	Details
DLM-AA Assessment Scores Grid	Summary	
DLM-AA Dynamic Learning Maps	Summary	



# DLM-AA Pre-ID

## Criteria Page

[← Back To Reports](#)

### DLM-AA Assessment Pre-ID (Detail)

School Year:

School:

Home  Serving  Testing

Grade:

IDEA Services:  Both  Yes  No

Sort By:

# DLM-AA Pre-ID

## Illinois State Board of Education Student Information System DLM-AA Assessment Pre-ID (Detail)

SIS Home District: 12345678901 ISBE Test District

Selection Criteria: Sorted By: Student Name

<b>Columns</b>	<b>A</b> Grade	<b>C</b> Grade 12 Required to Test*
	<b>B</b> IDEA Services (from SIS)	<b>Error:</b> Student must be IDEA Services - Yes, to take the DLM-AA.

**IMPORTANT:**  
Students in grades 5, 8, and 11 must be rostered for and tested in Mathematics, ELA, and Science.  
Students in grades 3, 4, 6, 7, 9, 10, and 12 (as applicable) must be rostered for and tested in only Mathematics and ELA.  
\*Yes in this column indicates the grade 12 student is required to test. Contact [assessment@isbe.net](mailto:assessment@isbe.net) for assistance if your district has local evidence that the grade 12 student should not test.

Student ID	Student Name	Birth Date	Home RCDTS	Serving RCDTS	Testing RCDTS	A	B	C	Error
123456789	Test, Student	01/01/2010	123456789012345	123456789012345	123456789012345	08	Y		

**Total Students: 1**



504 Submissions

*Deadline: March 10, 2025*

# 504 Submissions

To add or update a 504 Plan record, the student must have a valid district enrollment record.

To add a 504 Plan, the following conditions must be met:

- Enrollment record Home RCDDT matches 504 Plan record's Home RCDDT.
- Enrollment record School Year matches 504 Plan record's School Year – New.
- Enrollment Exit/Withdrawal Type code does not equal Code 99 Erroneous Enrollment.

504 Plans are due by **March 10, 2025**, 4 p.m.

# 504 Submissions

To add a 504 Plan online - search by student.

Select Enrollments tab - 504 Plan. Select 'View Details.'

The screenshot displays the SIS interface. On the left is a dark blue sidebar with the 'SIS' logo and user information 'IBM SIS Test User 4'. Below this are navigation options: Home, Student (highlighted with a red box), Search, Request New SID, Multiple SID Merge, Exit Enrollment, Assessment, Adjusted Cohort, Teacher, Early Childhood Transition, Prenatal, Reports, and Batch File Processing. The main content area has a top navigation bar with tabs: Demographic, Enrollments (highlighted with a red box), Program Indicators, CCR, Services, and RTO. Below the tabs, student information is shown: SID: 123456789, Legal Last Name: Test, and Legal First Name: Student. An 'Enrollments' section shows a list of enrollment records, with the first record highlighted in light blue and containing the text 'Enrollment is active'. Below this, a table lists enrollment details:

School Year for Serving	2025
Enrollment Type for Serving	Re-entry to the same school
Entry/Grade Level for Serving	10 - Grade 10
Enrollment Date for Serving	08/12/2024
Exit Date	
Exit Status	
Exit Type	

Below the table is a 'Collections' section with a list of items:

Student Course Assignment	<a href="#">View Details</a>
Discipline	<a href="#">View Details</a>
Homeless	
504 Plan	<a href="#">View Details</a>

The '504 Plan' entry and its 'View Details' link are highlighted with a red box.

# 504 Submissions

Select 'Add New' to update 504 Records for the Enrollment.

[← Back To Enrollment](#)

### 504 Plan

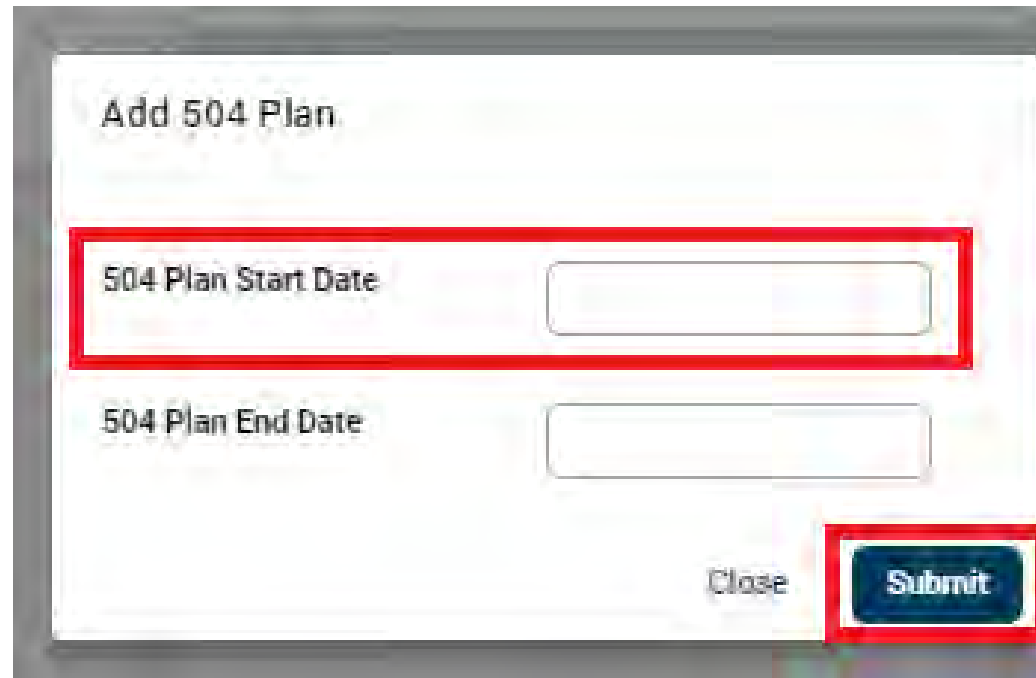
SID: 123456789	Legal First Name: Student	Date Of Birth: 12/11/2008	Enrollment Date: 08/12/2024
Legal Last Name: Test	Serving RCDTS: 123456789012345	School Year: 2025	Exit Date:
Home RCDTS: 123456789012345			

[Add New](#)

No 504 Records for the Enrollment

# 504 Submissions

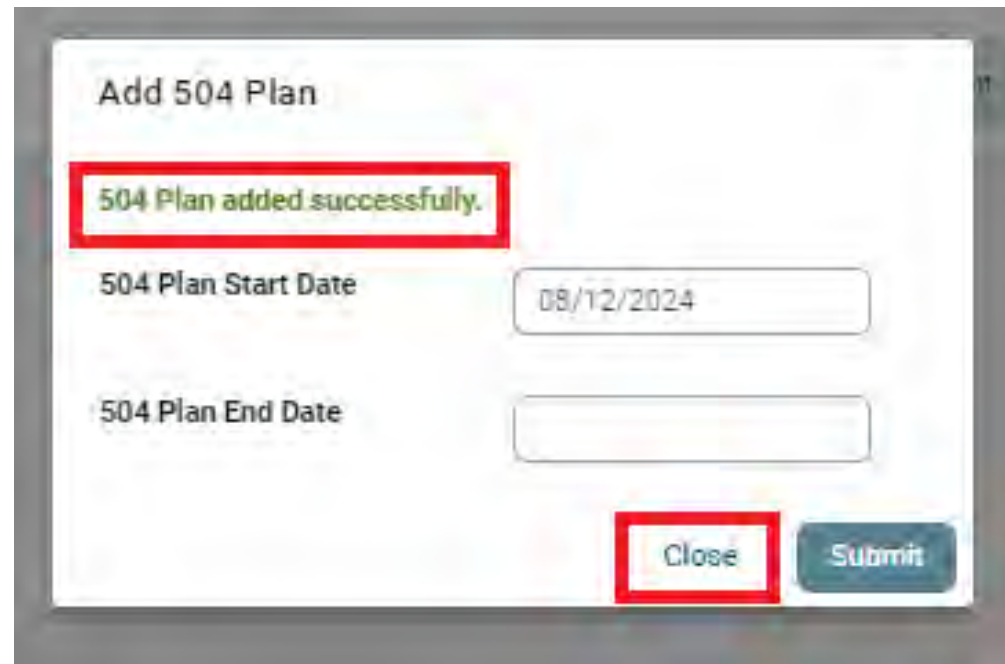
Enter 504 Plan Start Date. Select 'Submit.' End Date is optional.



The screenshot shows a web form titled "Add 504 Plan". It contains two input fields: "504 Plan Start Date" and "504 Plan End Date". The "504 Plan Start Date" field is highlighted with a red border. Below the fields are two buttons: "Close" and "Submit". The "Submit" button is also highlighted with a red border.

# 504 Submissions

504 Plan added successfully. Select 'Close.'



The screenshot shows a web form titled "Add 504 Plan". At the top, there is a green success message "504 Plan added successfully." which is highlighted with a red rectangular box. Below the message, there are two input fields: "504 Plan Start Date" with the value "08/12/2024" and "504 Plan End Date" which is currently empty. At the bottom right of the form, there are two buttons: "Close" and "Submit". The "Close" button is highlighted with a red rectangular box.



# 504 Submissions

504 Plan can now be edited or deleted.

End Date is necessary before adding new 504 Plan.

[< Back To Enrollment](#)

### 504 Plan

SID: 123456789  
Legal Last Name: Test      Legal First Name: Student      Date Of Birth: 12/11/2008      Enrollment Date: 08/12/2024  
Home RCDTS: 123456789012345      Serving RCDTS: 123456789012345      School Year: 2025      Exit Date:

[Add New](#)

*\*Note: If you need to add another 504 Plan record please end the current 504 Plan record.*

504 Plan Number	Start Date	End Date	Action
1	08/12/2024		<a href="#">Delete</a> <a href="#">Edit</a>

# 504 Submissions

## SIS Reports – 504 Plan – Details Report

ILLINOIS STATE BOARD OF EDUCATION

Helpful Resources - Contact Technical Support

Bilingual ▾

Demographics and Enrollment ▾

Demographics	Summary	Details
Demographics by Enrollment	Summary	Details
Enrollments	Summary	Details
Current Enrollment vs Previous Enrollment	Summary	
Enrollment Grade Discrepancies	Summary	
Enrollment Anomalies		Details
Enrollment Transfer	Summary	Details
Eligible For Immigrant Education (2007 - 2014)	Summary	Details
Eligible For Immigrant Student Program (2015 and later)	Summary	Details
Student Address	Summary	Details
504 Plan	Summary	Details
Gifted and Accelerated	Summary	Details
Deactivated School Districts (only for deactivated schools)	Summary	Details

# 504 Submissions

## SIS Reports – 504 Plan – Criteria Page

[← Back To Reports](#)

### Student 504 Plan Report (Detail)

School Year:

School:

Sort By:

Home    Serving    Service Provider    Home But Not Serving    Serving But Not Home

# 504 Submissions

## 504 Plan Detail Report

### Illinois State Board of Education Student Information System 2025 Student 504 Plan Report

SIS Home District: 123456789

ISBE Test District

Selection Criteria: Sorted By: Student ID

Columns	A	Grade Level	C	Race Code *	E	Private School Indicator	G	FRL/Low Income							
	B	Gender	D	EL	F	IDEA Services									
Student ID	Name		Birth Date	Home RCDTS	Serving RCDTS	Provider RCDTS	Start Date	End Date	A	B	C	D	E	F	G
123456789	Test, Student		12/11/2008	123456789	123456789		08/12/2024		10	M	14	N	N	N	Y

**Total Students: 1**



# ACCESS Correction

*March 10 to August 29, 2025*

# ACCESS Correction

ISBE will open the ACCESS Correction process on **March 10, 2025**.

- Demographic, Home School, and Grade details must reflect a student's status as of the last day of the ACCESS testing period.
- Changes made to the ACCESS correction data only affect the ACCESS Correction data; they do **not** update the student demographics information in SIS.
  - Updates to SIS student demographic, enrollment, and program indicator data (and enrollment exits) must also continue through the end of the school year.
  - If student demographic errors are identified in the ACCESS Correction file, revisions must be made both via the ACCESS Correction file and within SIS (via the Student Demographic/Enrollment batch file or the available online areas).
- An ACCESS Correction record can only be added if the student has an EL record in your district for SY2024-25.

# ACCESS Correction

## Fields that can be added or updated during the ACCESS Correction Window:

- Student Tested
- Reason for Not Testing
- SAP ID
- Legal Last Name
- Legal First Name
- Legal Middle Name
- Birth Date
- Race/ Ethnicity Code
- Gender Code
- Homeless Indicator
- Migrant Indicator
- IDEA Services (IEP)
- FRL/Low Income Indicator
- 21<sup>st</sup> Century Indicator
- Home School RCCTS
- Grade Level at Time of Testing
- Test Taken

# ACCESS Correction

## Reason for Not Testing Codes PDF

- 01 - Medically Exempt
- 02 - Homebound Exempt
- 03 - In Jail/Locked Facility
- 04 - Out of State/Country
- 05 - Not Enrolled/Not EL at Time of Testing
- 06 - Not in Valid Grade
- 07 - Transferred Out During Testing
- 08 - Transferred In During Testing
- 09 - Deceased
- 10 - Absent from Testing
- 15 - Refusal but Present to Test
- 20 - Obtained proficiency in a prior year or proficient based on screening tests
- 21 - Grade 12 Completion



# ACCESS Correction

## ACCESS Assessment Correction – Details Report

ILLINOIS STATE BOARD OF EDUCATION

Helpful Resources ▾ Contact Technical Support

SIS

IBM SIS Test User 4 ▾

Home

Student ▾

Assessment ▾

Adjusted Cohort

Teacher

Early Childhood Transition

Prenatal

Reports

Reports

Search Reports...

Student ▾

Assessment ▾

Attendance ▾

Bilingual ▾

EL Screener Summary Details

EL Summary Details

ACCESS WIDA DRC Site File and Testing Waiver Details

ACCESS Pre-Id Summary Details

ACCESS Assessment Correction Summary Details

ACCESS Score Summary Details

# ACCESS Correction

## ACCESS Assessment Correction – Report Criteria Screen

< Back To Reports

### ACCESS Assessment Correction (Detail)

School Year	2025
School	All Schools
Grade	All Grades
Student Tested or Did Not Test	All
Race/Ethnicity	All Races
Gender	<input checked="" type="radio"/> All <input type="radio"/> Male <input type="radio"/> Female <input type="radio"/> Non-Binary
Homeless Indicator	<input checked="" type="radio"/> Both <input type="radio"/> Yes <input type="radio"/> No
Migrant Indicator	<input checked="" type="radio"/> Both <input type="radio"/> Yes <input type="radio"/> No
IDEA Services	<input checked="" type="radio"/> Both <input type="radio"/> Yes <input type="radio"/> No
FRL/Low Income Indicator	<input checked="" type="radio"/> Both <input type="radio"/> Yes <input type="radio"/> No
21st Century Indicator	<input checked="" type="radio"/> Both <input type="radio"/> Yes <input type="radio"/> No
Sort By	Grade

PDF

# ACCESS Correction

## ACCESS Assessment Correction – Detail Report

### 2025 ACCESS Assessment Correction Report (Detail)

Assessment Home District: 12345678901 ISBE Test District

Selection Criteria: None Sorted By: grade at testing

Columns	A Race Codes	D Migrant Indicator	G 21st Century Indicator
	B Gender Codes	E IDEA Services	H Grade
	C Homeless Indicator	F FRL/Low Income Indicator	I Reason for not testing

**Reasons For Not Testing:**

01 - Medically Exempt	06 - Not In Valid Grade	15 - Refusal but Present to Test
02 - Homebound Exempt	07 - Transferred Out During Testing	19 - Reserved for Internal Use
03 - In Jail/Locked Facility	08 - Transferred In During Testing	20 - Obtained Proficiency in a Prior Year or Proficient Based on Screening Tests
04 - Out of State/Country	09 - Deceased	21 - Grade 12 Completion
05 - Not Enrolled/Not LEP at Time of Testing	10 - Absent	

\* Race Codes definitions can be found on the Student Information System web site.

Student ID	Student Name	Birth Date	Test Name	A	B	C	D	E	F	G	H	I	SIS Home School
123456789	Test, Student	01/01/2011	ACCESS	11	F	Y	N	N	Y	N	8		123456789012345

# ACCESS Correction

## Assessment Correction – ACCESS – Search by Student

ILLINOIS STATE BOARD OF EDUCATION

Helpful Resources ▾ Contact Technical Support

SIS

IBM SIS Test User 4 ▾

Home

Student ▾

Assessment ▾

Pre-ID ▾

Correction ▾

ACCESS

DLM-AA

IAR

ACCESS Correction Search Criteria

Assessment Year: 2025

SID

AND AT LEAST ONE BELOW

Legal Last Name

Legal First Name

Date of Birth (mm/dd/yyyy)

Search

# ACCESS Correction

## ACCESS Assessment Correction Student – Demographics, Indicators, Review & Submit

[← Back To ACCESS Correction Search Criteria](#)

### ACCESS Correction

SID	123456789	Student SAP ID	<input type="text"/>
Legal Last Name	<input type="text" value="Test"/>	Legal First Name	<input type="text" value="Student"/>
Legal Middle Name	<input type="text"/>	Test Taken	<input type="text" value="ACCESS"/>
Date of Birth (mm/dd/yyyy)	<input type="text" value="12/12/2017"/>	Valid Grade When Testing	<input type="text" value="1 - Grade 1"/>
Gender	<input type="text" value="Female"/>	Race/Ethnicity	<input type="text" value="Hispanic or Latino"/>
Homeless	<input type="radio"/> Yes <input checked="" type="radio"/> No	Migrant	<input type="radio"/> Yes <input checked="" type="radio"/> No
English Learner (EL)	<input checked="" type="radio"/> Yes <input type="radio"/> No	IDEA Services (IEP)	<input checked="" type="radio"/> Yes <input type="radio"/> No
Free or Reduced Price Lunch (FRL) / Low Income	<input type="radio"/> Yes <input checked="" type="radio"/> No	21st Century Community Learning Centers	<input type="radio"/> Yes <input checked="" type="radio"/> No
Student Tested	<input checked="" type="radio"/> Yes <input type="radio"/> No		

# ACCESS Correction

ACCESS Assessment Correction Student successfully updated.

[← Back To ACCESS Correction Search Criteria](#)

### ACCESS Correction

**Record updated successfully**

SID	123456789	Student SAP ID	<input type="text"/>
Legal Last Name	<input type="text" value="Test"/>	Legal First Name	<input type="text" value="Student"/>
Legal Middle Name	<input type="text"/>	Test Taken	<input type="text" value="ACCESS"/>
Date of Birth (mm/dd/yyyy)	<input type="text" value="12/12/2017"/>	Valid Grade When Testing	<input type="text" value="2 - Grade 2"/>
Gender	<input type="text" value="Female"/>	Race/Ethnicity	<input type="text" value="Hispanic or Latino"/>
Homeless	<input type="checkbox"/> Yes <input checked="" type="checkbox"/> No	Migrant	<input type="checkbox"/> Yes <input checked="" type="checkbox"/> No
English Learner (EL)	<input checked="" type="checkbox"/> Yes <input type="checkbox"/> No	IDEA Services (IEP)	<input checked="" type="checkbox"/> Yes <input type="checkbox"/> No
Free or Reduced Price Lunch (FRL) / Low Income	<input type="checkbox"/> Yes <input checked="" type="checkbox"/> No	21st Century Community Learning Centers	<input type="checkbox"/> Yes <input checked="" type="checkbox"/> No
Student Tested	<input checked="" type="checkbox"/> Yes <input type="checkbox"/> No		



# Detention Center

*Deadline: April 15, 2025*

# Detention Center

- There are 22 Illinois detention centers associated with 21 districts.
- The district in which the detention center is located is responsible for submitting the detention center records.
  - The detention center (or the district in which it is located) is responsible for entering and exiting the record when the student leaves the detention center.
- Detention center records can be entered both online or via batch.
- The detention center record can be entered regardless if the student is already enrolled in SIS or exited.
- Districts no longer need to exit student enrollments for students going to a detention center.
- Detention center enrollments occurring on October 1 or March 1 must be entered by the **April 15, 2025**, deadline for Evidence-Based Funding.
- All remaining detention center enrollments must be entered by **July 31, 2025**.



# Detention Center

Search by Student – Services Tab

Select Detention Center 'View Details.'


The screenshot displays the SIS interface. On the left, a navigation menu includes 'SIS', 'IBM SIS Test User 4', 'Home', 'Student', and 'Search'. The 'Student' menu item is highlighted with a red box. The main content area shows a student profile for SID: 123456789, with fields for 'Legal Last Name: Test', 'Legal First Name: Student', and 'Legal Middle Name:'. A horizontal navigation bar contains tabs for 'Demographic', 'Enrollments', 'Program Indicators', 'CCR', 'Services', and 'RTO'. The 'Services' tab is highlighted with a red box. Below this, a table lists a 'Detention Center' service, with a 'View Details' link highlighted in red.

Service	Action
Detention Center	<a href="#">View Details</a>

# Detention Center

To add detention center record, click '+' Add Record.

< Back To Services

**Detention Center** 

SID: 123456789

Legal Last Name: Test      Legal First Name: Student      Legal Middle Name:

Date of Birth: 05/05/2008      Gender: Male

# Detention Center

Detention Center Add Record

School Year

Detention Center

Service Start Date

Service End Date -  
Optional

Grade

Cancel Save

- Enter Detention Record data.
- Start and End Date *cannot* overlap an existing Start or End Date.
  - That will result in an error message.
- Select 'Save.'



# Detention Center

Detention center record has been added and may now be edited or deleted.

< Back To Services

### Detention Center +

SID: 123456789  
Legal Last Name: Test      Legal First Name: Student      Legal Middle Name:  
Date of Birth: 05/05/2008      Gender: Male

Detention Center	Service Start Date	Service End Date	School Year	Grade	Actions
ISBE Test Detention Center	01/08/2025	01/13/2025	2025	9 - Grade 9	 

# Detention Center

## Detention Center Report

ILLINOIS STATE BOARD OF EDUCATION

Helpful Resources ▾ Contact Technical Support

SIS

IBM SIS Test User 4 ▾

Home

Student ▾

Assessment ▾

Adjusted Cohort

Teacher

Early Childhood Transition

Prenatal

**Reports**

Batch File Processing ▾

District Data Verification ▾

**Demographics and Enrollment ▾**

Demographics	Summary	Details
Enrollments	Summary	Details
Demographics by Enrollment for Exited Students	Summary	Details
Current Enrollment vs Previous Enrollment	Summary	
Enrollment Grade Discrepancies	Summary	
Enrollment Anomalies		Details
Enrollment Transfer	Summary	Details
Eligible For Immigrant Education (2007 - 2014)	Summary	Details
Eligible For Immigrant Student Program (2015 and later)	Summary	Details
Student Address	Summary	Details
504 Plan	Summary	Details
Gifted and Accelerated	Summary	Details
Deactivated School Districts (only for deactivated schools)	Summary	Details
<b>Detention Center</b>		<b>Details</b>

# Detention Center

## Detention Center Report – Criteria Page

< Back To Reports

### Detention Center (Detail)

School Year

Completed  Both  Yes  No

Sort By

PDF

# Detention Center

## Detention Center – Detail Report

### Illinois State Board of Education Student Information System County Detention Center Report

SIS Home District: 12345678901

ISBE Test District

Sorted By: Student Name

**Detention Center District:** 12345678901

ISBE District

**Detention Center:** 123456789012345

ISBE Detention Center

Student ID	Name	Gender	Birth Date	Grade	Service Start Date	Service End Date
,123456789	Test, Student	M	05/05/2008	9	01/08/2025	01/13/2025



# EL Data for eGMS Ceiling Calculator Funding Allocation Reports

*Deadline: April 15, 2025*



# EL Data for eGMS Ceiling Calculator Funding Allocation Reports

- eGMS uses the EL data in SIS to allocate federal funding (LIEPs).
- SIS Dashboard - Current enrollment data completion status.
- EL data should be 100% complete by the 4 p.m. **April 15, 2025**, deadline.

District Metrics		Early Childhood Metrics		
Current Collection Completion Status	Required	Complete	Percent	
Prenatal	0	0	-	
Birth To Three Student Programs	0	0	-	
Birth To Three Program Providers	0	0	-	
Birth To Three Caregivers	0	0	-	
Early Childhood Outcomes (ECO) Ratings	0	0	-	
Early Childhood Student Programs	0	0	-	
Early Childhood Program Providers	0	0	-	
English Learner (EL)	19	19	100%	
EL Screener	4	4	100%	
Homeless	36	36	100%	
Eligible for Immigrant Student Program	22	22	100%	
Student Address for NEW IDEA students	241	241	100%	
Regional Safe Schools Program (RSSP)	0	0	-	
Student Discipline	NA	0	NA	
Detention Center	0	0	-	
504 Plan	NA	0	NA	
Grades 3-12 Missing Final Letter Grade	54	0	0%	

# EL Data for eGMS Ceiling Calculator Funding Allocation Reports

## EL – Details Report

The screenshot shows the SIS Reports interface. The left sidebar contains navigation options: Home, Student, Assessment, Adjusted Cohort, Teacher, Early Childhood Transition, Prenatal, and Reports (highlighted with a red box). The main content area is titled 'Reports' and includes a search bar. Below the search bar, there are filter options: Student, Assessment, Attendance, and Bilingual (highlighted with a red box). A table of reports is displayed, with the 'EL' report highlighted by a red horizontal bar. The 'Details' link for the 'EL' report is circled in red.

Report Name	Summary	Details
EL Screener	Summary	Details
EL	Summary	Details
ACCESS WIDA DRC Site File and Testing Waiver		Details
ACCESS Pre-Id	Summary	Details
ACCESS Assessment Correction	Summary	Details
ACCESS Score	Summary	Details

# EL Data for eGMS Ceiling Calculator Funding Allocation Reports

## EL Report – Criteria Page

[← Back To Reports](#)

### EL (Detail)

School Year	<input type="text" value="Active Enrollments Only"/>
School	<input type="text" value="All Schools"/>
	<input checked="" type="radio"/> Home <input type="radio"/> Serving <input type="radio"/> Service Provider <input type="radio"/> Home But Not Serving <input type="radio"/> Serving But Not Home
Grade	<input type="text" value="All Grades"/>
Gender	<input checked="" type="radio"/> All <input type="radio"/> Male <input type="radio"/> Female <input type="radio"/> Non-Binary
IDEA Services	<input checked="" type="radio"/> Both <input type="radio"/> Yes <input type="radio"/> No
Native Language	<input type="text" value="All Languages"/>
Race/Ethnicity	<input type="text" value="All Races"/>
EL Placement - Status	<input type="text" value="All"/>
Class Periods Provided Per Week	<input type="text" value="All"/>
EL Services Provided	<input type="text" value="All"/>
Dual Language	<input type="text" value="All"/>
Language of Instruction	<input type="text" value="All Languages"/>
First Year in U.S. School	<input checked="" type="radio"/> Both <input type="radio"/> Yes <input type="radio"/> No
Migrant	<input checked="" type="radio"/> Both <input type="radio"/> Yes <input type="radio"/> No
Completed	<input checked="" type="radio"/> Both <input type="radio"/> Yes <input type="radio"/> No
Sort	<input type="text" value="Name"/>

# EL Data for eGMS Ceiling Calculator Funding Allocation Reports

## EL – Detail Report

### EL (Detail)

SIS Home District: 12345678901 ISBE Test District

Selection Criteria: Currently Enrolled Students Only Sorted By: Student Name

<b>Columns</b>			<b>E</b> First Year in U.S. School	<b>J</b> Race Code
<b>A</b> Gender	<b>F</b> Migrant	<b>K</b> EL Services Provided		
<b>B</b> Grade Level	<b>G</b> EL Placement - Entry Status	<b>L</b> Date Student Enrolled or Re-entered to Receive EL Services		
<b>C</b> IDEA Services	<b>H</b> Dual Language*	<b>M</b> Class Periods Provided Per Week		
<b>D</b> Date First Enrolled in District/LEA	<b>I</b> Native Language Code	<b>N</b> Completed		
<b>EL Placement Entry Status</b>			<b>Reason For Ending EL Services</b>	
<b>01</b> New (Removed in SY2010)	<b>11</b> TBE Part Time	<b>01</b> Transitioned (Removed in SY2010)		
<b>02</b> Returning (Removed in SY2010)	<b>12</b> TPI	<b>02</b> Withdrawn by Parents		
<b>03</b> Parents Refused (Removed in SY2010)	<b>13</b> 228.27-Plan	<b>07</b> Erroneous Entry		
<b>10</b> TBE Full Time	<b>14</b> Parents Refused			
<b>Dual Language</b>			<b>Class Periods Provided Per Week</b>	
<b>01</b> Two Way Immersion	<b>02</b> One Way Immersion	<b>03</b> Not a Participant in Dual Language		
<b>EL Services Provided</b>				
<b>00</b> None of the Above	<b>03</b> Transitional Bilingual Program - Self-Contained	<b>05</b> Transitional Program in English - Self-Contained		
	<b>04</b> Transitional Bilingual Program - Collaboration	<b>06</b> Transitional Program in English - Collaboration		

Student ID	Name	Date Services Ended	Reason	SIS Home School	Birth Date	A	B	C	D	E	F	G	H	I	J	K	L	M	N
123456789	.Test, Student		Not Exited	123456789012345	07/24/2010	F	9	N	08/18/2015	N	N	12	03	001	11	06	08/14/2024	03	Y
123456789	.Test, Student		Not Exited	123456789012345	10/30/2015	M	3	N	08/17/2020	N	N	10	03	001	11	06	08/14/2023	02	Y

# EL Data for eGMS Ceiling Calculator Funding Allocation Reports

Search by Student

Select EL information tab and 'Edit.'

The screenshot displays the SIS (Student Information System) interface for the Illinois State Board of Education. The left sidebar contains navigation options: Home, Student (highlighted with a red box), Search, Request New SID, Multiple SID Merge, Exit Enrollment, Assessment, Adjusted Cohort, Teacher, Early Childhood Transition, and Prenatal. The main content area shows the 'EL Information' tab selected, with a red box around the tab label. The student record for SID 123456789 is displayed, including fields for Legal Last Name (Test), Legal First Name (Student), and Legal Middle Name. Below this is a table with a red box around the 'Edit' button in the bottom right corner. The table contains the following data:

Current EL Record			
RCDT for Home	12345678901	School Year	2025
First Year in U.S. School	No	EL Placement - Status	
Date First Enrolled in District/LEA	08/18/2015	Class Periods Provided per Week	
Date Student Enrolled or Re-entered to Receive EL Services	08/12/2024	EL Services Provided	
Date EL Services Ended - Optional (until ended)		Reason for Ending EL Services - Optional (until ended)	

# EL Data for eGMS Ceiling Calculator Funding Allocation Reports

**Demographic** | Enrollments | Program Indicators | **EL Information** | CCR | Services | RTO

SID: 123456789  
Legal Last Name: Test      Legal First Name: Student      Legal Middle Name:

Current EL Record

RCDT for Home: 12345678901      School Year: 2025

First Year in U.S. School	<input type="checkbox"/> Yes <input checked="" type="radio"/> No	EL Placement - Status	<input type="text"/>
Date First Enrolled in District/LEA	<input type="text"/>	Class Periods Provided per Week	<input type="text"/>
Date Student Enrolled or Re-entered to Receive EL Services	<input type="text"/>	EL Services Provided	<input type="text"/>
Date EL Services Ended <small>(Optional until ended)</small>	<input type="text"/>	Reason for Ending EL Services <small>(Optional until ended)</small>	<input type="text"/>

Cancel **Next**

Edit **Required EL Enrollment and Service Data** for student.

**End Data** after services end.

Select 'Next.'

# EL Data for eGMS Ceiling Calculator Funding Allocation Reports

Verify and review EL Data.

Select 'Submit.'

The screenshot shows the 'EL Information' tab in a web application. At the top, there are navigation tabs: Demographic, Enrollments, Program Indicators, EL Information (selected), CCR, Services, and RTO. Below the tabs, the student's SID is 123456789. The legal names are: Legal Last Name: Test, Legal First Name: Student, and Legal Middle Name: (empty). A blue bar labeled 'Current EL Record' is present. A red box highlights the instruction: 'Review EL Data : Press CHANGE button to correct any information or Press SUBMIT button to submit your request.' Below this, the following data is displayed:

RCDT for Home	12345678901	School Year	2025
First Year in U.S. School	No	EL Placement - Status	11-TBE Part Time
Date First Enrolled in District/LEA	08/18/2015	Class Periods Provided per Week	02-Moderate
Date Student Enrolled or Re-entered to Receive EL Services	08/12/2024	EL Services Provided	06-Transitional Program in English - Collaboration
Date EL Services Ended - Optional until ended		Reason for Ending EL Services - Optional until ended	

At the bottom right, there are three buttons: 'Cancel', 'Submit' (highlighted with a red box), and 'Change'.

# EL Data for eGMS Ceiling Calculator Funding Allocation Reports

EL data has been successfully updated.

Demographic   Enrollments   Program Indicators   **EL Information**   CCR   Services   RTO

SID: 123456789  
Legal Last Name: Test                      Legal First Name: Student                      Legal Middle Name:

1 2 3 4 5 6 7 8 9 10

Current EL Record

**EL data updated successfully.**

RCDT for Home	12345678901	School Year	2025
First Year in U.S. School	No	EL Placement - Status	TBE Part Time
Date First Enrolled in District/LEA	08/18/2015	Class Periods Provided per Week	Moderate
Date Student Enrolled or Re-entered to Receive EL Services	08/12/2024	EL Services Provided	Transitional Program in English - Collaboration
Date EL Services Ended <small>Optional until ended</small>		Reason for Ending EL Services <small>Optional until ended</small>	

[Edit](#)



# EL Data for eGMS Ceiling Calculator Funding Allocation Reports

## eGMS EL Program Placement and Services – Details Report

ILLINOIS STATE BOARD OF EDUCATION

Helpful Resources ▾ Contact Technical Support

SIS

IBM SIS Test User 4 ▾

Home

Student ▾

Assessment ▾

Adjusted Cohort

Teacher

Early Childhood Transition

Prenatal

**Reports**

Batch File Processing ▾

District Data Verification ▾

Bilingual ▾

EL Screener	Summary	Details
EL	Summary	Details
ACCESS WIDA DRC Site File and Testing Waiver		Details
ACCESS Pre-Id	Summary	Details
ACCESS Assessment Correction	Summary	Details
ACCESS Score	Summary	Details
Student EL History	Summary	Details
Former EL Students Report		Details
Student ACCESS Scores History		Details
Unassigned Test Results		Details
<b>eGMS EL Program Placement and Services</b>	Summary	<b>Details</b>
eGMS Ceiling Calculator Funding Allocations	Summary	Details
eGMS EL Attendance Center Enrollment	Summary	Details
eGMS Ceiling Calculator Funding (2017 and earlier)	Summary	Details

# EL Data for eGMS Ceiling Calculator Funding Allocation Reports

## eGMS EL Program Placement and Services Report – Criteria Page

< Back To Reports

### eGMS EL Program Placement and Services (Detail)

School Year: 2025

School: All Schools

Home  Serving  Home But Not Serving  Serving But Not Home

Grade: All Grades

Native Language: All Languages

EL Placement - Status: All

Class Periods Provided Per Week: All

Sort By: Name

PDF

# EL Data for eGMS Ceiling Calculator Funding Allocation Reports

## eGMS EL Program Placement and Services – Detail Report

### 2025 eGMS EL Program Placement and Services (Detail)

SIS Home District: 12345678901 ISBE Test District

Selection Criteria: Currently Enrolled Students Only Sorted By: Student Name

Columns	C Race Code	D EL Placement - Entry Status Code
A Grade Level	B Native Language Code	E Class Periods Provided Per Week Code

Student ID	Name	Attendance Center	Birth Date	A	B	C	D	EL Placement Status	E	Class Periods Provided Per Week
123456789	Test, Student	123456789012345	07/24/2010	9	001	11	12	TPI	03	High
123456789	Test, Student	123456789012345	10/30/2015	3	001	11	10	TBE Full Time	02	Moderate

# EL Data for eGMS Ceiling Calculator Funding Allocation Reports

## eGMS Ceiling Calculator Funding Allocations - Details Report

ILLINOIS STATE BOARD OF EDUCATION

Helpful Resources | Contact Technical Support

SIS

IBM SIS Test User 4

Home

Student

Assessment

Adjusted Cohort

Teacher

Early Childhood Transition

Prenatal

**Reports**

Batch File Processing

District Data Verification

Bilingual

EL Screener	Summary	Details
EL	Summary	Details
ACCESS WIDA DRC Site File and Testing Waiver		Details
ACCESS Pre-Id	Summary	Details
ACCESS Assessment Correction	Summary	Details
ACCESS Score	Summary	Details
Student EL History	Summary	Details
Former EL Students Report		Details
Student ACCESS Scores History		Details
Unassigned Test Results		Details
eGMS EL Program Placement and Services	Summary	Details
<b>eGMS Ceiling Calculator Funding Allocations</b>	Summary	<b>Details</b>
eGMS EL Attendance Center Enrollment	Summary	Details
eGMS Ceiling Calculator Funding (2017 and earlier)	Summary	Details

# EL Data for eGMS Ceiling Calculator Funding Allocation Reports

## eGMS Ceiling Calculator Funding Allocations Report – Criteria Page

[← Back To Reports](#)

### eGMS Ceiling Calculator Funding Allocations (Detail)

School Year: 2025

School: All Schools

Home  Serving  Home But Not Serving  Serving But Not Home

Grade: All Grades

Native Language: All Languages

Sort By: Name

PDF

# EL Data for eGMS Ceiling Calculator Funding Allocation Reports

## eGMS Ceiling Calculator Funding Allocation - Detail Report

- LIEPs amount was updated to \$90.00 for **FY 2025**.

### 2025 eGMS Ceiling Calculator Funding Allocation (Detail)

SIS Home District: 123456789 ISBE Test District

Selection Criteria: Currently Enrolled Students Only Sorted By: Student Name

Columns	A	Grade Level	B	Native Language Code	C	Race Code					
D	EL Placement Status:	10-TBE Full Time	11-TBE Part Time	12-TPI	13-228.27-Plan	14-Parents Refused					
E	Class Periods Per Week:	00-None	01-Low	02-Moderate	03-High						

#### Projected Funding Allocations for FY2026 Language Instruction Educational Program (LIEP)

Student ID	Name	Attendance Center	Birth Date	A	B	C	D	E	LIEPs		
123456789	Test, Student	123456789012345	07/24/2010	9	001	11	12	03	\$90.00		
123456789	Test, Student	123456789012345	10/30/2015	3	001	11	10	02	\$90.00		
123456789	Test, Student	123456789012345	03/24/2015	4	001	11	10	02	\$90.00		

# EL Data for eGMS Ceiling Calculator Funding Allocation Reports

## eGMS EL Attendance Center Enrollment - Details Report

ILLINOIS STATE BOARD OF EDUCATION

Helpful Resources ▾ Contact Technical Support

SIS

IBM SIS Test User 4 ▾

Home

Student ▾

Assessment ▾

Adjusted Cohort

Teacher

Early Childhood Transition

Prenatal

**Reports**

Batch File Processing ▾

District Data Verification ▾

Seal of Biliteracy Application

Attendance ▾

**Bilingual ▾**

EL Screener	Summary	Details
EL	Summary	Details
ACCESS WIDA DRC Site File and Testing Waiver		Details
ACCESS Pre-Id	Summary	Details
ACCESS Assessment Correction	Summary	Details
ACCESS Score	Summary	Details
Student EL History	Summary	Details
Former EL Students Report		Details
Student ACCESS Scores History		Details
Unassigned Test Results		Details
eGMS EL Program Placement and Services	Summary	Details
eGMS Ceiling Calculator Funding Allocations	Summary	Details
<b>eGMS EL Attendance Center Enrollment</b>	Summary	<b>Details</b>
eGMS Ceiling Calculator Funding (2017 and earlier)	Summary	Details
Seal of Biliteracy Application	Summary	Details
Seal of Biliteracy Awards	Summary	Details

# EL Data for eGMS Ceiling Calculator Funding Allocation Reports

## eGMS EL Attendance Center Enrollment Report – Criteria Page

[← Back To Reports](#)

### eGMS EL Attendance Center Enrollment (Detail)

School Year: 2025

School: All Schools

Home  Serving

EL Placement - Status: All

PDF



# EL Data for eGMS Ceiling Calculator Funding Allocation Reports

## eGMS EL Attendance Center Enrollment - Detail Report

### 2025 eGMS EL Attendance Center Enrollment (Detail)

SIS Home District: 12345678901

ISBE Test District

Selection Criteria: Currently Enrolled Students Only EL Entry Type: ALL

1233456789012345 ISBE Test Attendance Center

Current Enrollment By Grade Level																Class Periods Per Week				
TBE Full Time	PreK	K	1	2	3	4	5	6	7	8	9	10	11	12	Total	None	Low	Med	High	Total
Spanish	0	0	0	0	0	0	0	0	0	0	0	1	0	0	1	0	0	1	0	1
<b>Entry Status Totals</b>	<b>0</b>	<b>0</b>	<b>0</b>	<b>0</b>	<b>0</b>	<b>0</b>	<b>0</b>	<b>0</b>	<b>0</b>	<b>0</b>	<b>0</b>	<b>1</b>	<b>0</b>	<b>0</b>	<b>1</b>	<b>0</b>	<b>0</b>	<b>1</b>	<b>0</b>	<b>1</b>

Current Enrollment By Grade Level																Class Periods Per Week				
TBE Part Time	PreK	K	1	2	3	4	5	6	7	8	9	10	11	12	Total	None	Low	Med	High	Total
Spanish	0	0	0	0	0	0	0	0	0	0	0	1	0	0	1	0	0	1	0	1
<b>Entry Status Totals</b>	<b>0</b>	<b>0</b>	<b>0</b>	<b>0</b>	<b>0</b>	<b>0</b>	<b>0</b>	<b>0</b>	<b>0</b>	<b>0</b>	<b>0</b>	<b>1</b>	<b>0</b>	<b>0</b>	<b>1</b>	<b>0</b>	<b>0</b>	<b>1</b>	<b>0</b>	<b>1</b>



SY 2024-25 Fall and Spring  
Enrollment Counts EBF  
Verification

*Deadline: April 15, 2025*

# SY 2024-25 EBF Enrollment Counts

## Enrollment Guidelines

- Submit enrollment as soon as possible.
- Enrollment Date: The begin date of a student's enrollment is the first day the school expected that student to attend.
  - If the student did not attend on the expected day due to an excused absence, the student should be enrolled on the expected date and the student is marked absent.
  - If the school has no contact with the student or family, then the first day of enrollment would be the first day the student attends.
  - Do not submit an enrollment record until the student has attended at least one day.
- Exit students as soon as they leave your district.
- Exit Date: The last day of enrollment is the last day the student attended school.
  - If the student transfers to another district and delays before enrolling, the missed school days are not recorded at either school unless the school has knowledge of the situation and knows the student is absent from their school. In any event if the student enrolls at a new school, the prior school's enrollment should be exited on the day prior to enrolling in the new school.
  - If a student attends in part of the day at the old school, the new school cannot begin the enrollment until the next day.
- What reports should I review?
  - Student Demographic (Summary/Detail)

# SY 2024-25 EBF Enrollment Counts

## Demographics Summary Report

ILLINOIS STATE BOARD OF EDUCATION

Helpful Resources Contact Technical Support

SIS

IBM SIS Test User 4

Home

Student

Assessment

Adjusted Cohort

Teacher

Early Childhood Transition

Prenatal

Reports

Reports

Search Reports...

Student

Assessment

Attendance

Bilingual

Demographics and Enrollment

Demographics

Enrollments

Demographics by Enrollment for Exited Students

Current Enrollment vs Previous Enrollment

Enrollment Grade Discrepancies

Summary

Details

Summary

Details

Summary

Details

Summary

Summary

# SY 2024-25 EBF Enrollment Counts

< Back To Reports

## Demographics (Summary)

School Year: Active Employments Only

**Enrolled As Of Date: 10/01/2024 (MM/DD/YYYY)**

School: All Schools

Home:  Home  Serving  Service Provider  Home But Not Serving  Serving But Not Home

Grade: All Grades

Native Language: All Languages

Race/Ethnicity: All Races

Gender:  All  Male  Female  Non-Binary

Read First Indicator:  Both  Yes  No

Read Improve Indicator:  Both  Yes  No

Title One Indicator: All

Homeless Indicator:  Both  Yes  No

Migrant Indicator:  Both  Yes  No

SES Indicator:  Both  Yes  No

EL Indicator:  Both  Yes  No

IDEA Services:  Both  Yes  No

Alternate Assessment (DLM-AA):  Both  Yes  No

FRL/Low Income Indicator:  Both  Yes  No

21st Century Indicator:  Both  Yes  No

Eligible For Immigrant Education:  Both  Yes  No

Private School Student Indicator:  Both  Yes  No

Military Connected Student Indicator:  Both  Yes  No

PDF

Criteria Page

Enrolled as of Date:

**10/01/2024** Fall or  
**03/01/2025** Spring

# SY 2024-25 EBF Enrollment Counts

## Demographics Summary Report

Enrollment: 10/01/2024

### Demographics (Summary)

SIS Home District: 12345678901 ISBE Test District

For Exited students, Demographic by Enrollment data is reported.

Selection Criteria: Currently Enrolled Students Only Student Demographics = Enrollments As Of = 10/01/2024

Grade Level:	All	Total
Total Students:		4457
Race: American Indian or Alaska Native		6
Race: Asian		3
Race: Black or African American		4237
Race: Hispanic or Latino		104
Race: Native Hawaiian or Other Pacific Islander		3
Race: Two or More Races		61
Race: White		43
Native Language: Apache		2
Native Language: Chuj		1
Native Language: English		4361

# SY 2024-25 EBF Enrollment Counts

## Demographics Details Report

The screenshot shows the SIS interface for the Illinois State Board of Education. The left sidebar contains navigation options: SIS, IBM SIS Test User 4, Home, Student, Assessment, Adjusted Cohort, Teacher, Early Childhood Transition, Prenatal, and Reports (highlighted with a red box). The main content area is titled 'Reports' and includes a search bar. A dropdown menu for 'Student' is open, showing options: Assessment, Attendance, Bilingual, Demographics and Enrollment (highlighted with a red box), Demographics, Enrollments, Demographics by Enrollment for Exited Students, Current Enrollment vs Previous Enrollment, and Enrollment Grade Discrepancies. The 'Demographics and Enrollment' row is expanded, showing a table with 'Summary' and 'Details' links. The 'Details' link is highlighted with a red circle.

Report Name	Summary	Details
Demographics and Enrollment	Summary	Details
Demographics	Summary	Details
Enrollments	Summary	Details
Demographics by Enrollment for Exited Students	Summary	Details
Current Enrollment vs Previous Enrollment	Summary	
Enrollment Grade Discrepancies	Summary	

# SY 2024-25 EBF Enrollment Counts

← Back To Reports

## Demographics (Detail)

School Year: Active Enrollments Only

**Enrolled As Of Date: 10/01/2024**  
(MM/DD/YYYY)

School: All Schools

Home:  Home  Serving  Service Provider  Home But Not Serving  Serving But Not Home

Grade: All Grades

Native Language: All Languages

Race/Ethnicity: All Races

Gender:  All  Male  Female  Non-Binary

Read First Indicator:  Both  Yes  No

Read Improve Indicator:  Both  Yes  No

Title One Indicator: All

Homeless Indicator:  Both  Yes  No

Migrant Indicator:  Both  Yes  No

SES Indicator:  Both  Yes  No

EL Indicator:  Both  Yes  No

IDEA Services:  Both  Yes  No

Alternate Assessment (DLM-AA):  Both  Yes  No

FRL/Low Income Indicator:  Both  Yes  No

21st Century Indicator:  Both  Yes  No

Eligible For Immigrant Education:  Both  Yes  No

Private School Student Indicator:  Both  Yes  No

Military Connected Student Indicator:  Both  Yes  No

Sort By: SID

PDF

Criteria Page

Enrolled as of Date:

**10/01/2024** Fall or  
**03/01/2025** Spring



# SY 2024-25 EBF Enrollment Counts

## Demographics Summary Report

Enrollment: 10/01/2024

### Demographics (Detail)

SIS Home District: 12345678901 ISBE Test District

For Exited students, Demographic by Enrollment data is reported.

Selection Criteria: Currently Enrolled Students Only Student Demographics = Enrollments As Of = 10/01/2024 Sorted By: Student ID

Columns													
<b>A</b> Gender	<b>D</b> Enrollment Type Code *	<b>G</b> Title One	<b>J</b> Homeless	<b>M</b> EL	<b>P</b> FRL/Low Income	<b>S</b> Private School							
<b>B</b> Race Code *	<b>E</b> Reading First	<b>H</b> Native Language Code *	<b>K</b> Migrant	<b>N</b> IDEA Services	<b>Q</b> 21st Century	<b>T</b> Military Connected							
<b>C</b> Grade Level	<b>F</b> Reading Improvement	<b>I</b> Home Language Code *	<b>L</b> SES	<b>O</b> Alternate Assessment (DLM-AA)	<b>R</b> Eligible Immigrant Ed Prog								
<b>Title One</b>	<b>11</b> SchoolWide Title I Program	<b>12</b> Targeted Assistance Title I Program	<b>13</b> Not a Participant in Title I Program										

\* Race, Enrollment Type, Native Language and Home Language Codes definitions can be found on the Student Information System web site.

Student ID	Student Name	Birth Date	Birth Place	Home RCDTS	A	B	C	D	E	F	G	H	I	J	K	L	M	N	O	P	Q	R	S	T
123456789	Test, Student	06/04/2013	Springfield, IL	123456789012345	F	14	6	03	N	N	11	000	000	N	N	N	N	N	N	Y	N	N	N	N
123456789	Test, Student	01/15/2008	Springfield, IL	123456789012345	F	14	11	01	N	N	11	000	000	N	N	N	N	N	N	Y	N	N	N	N

# SY 2024-25 EBF Enrollment Counts

Fall and spring EBF data must be reviewed and marked verified by the superintendent.

Select 'View State Authorized Charter Data' to see counts from any state-authorized charter school within your school district.

**Evidence Based Funding Enrollment Counts**

Enrollment Counts for School Year 2025

**Superintendent Verification**

- By checking each base your public school district is verifying that all the data displayed on the screen for the timeframe is accurate.
- The public school district will not be required to verify the enrollment counts for the Students Served by your State Authorized Charter School.

Please review and confirm the EBF Fall Enrollment Counts for the current school year!  
 EBF Spring Enrollment Counts Confirmation is not available at this time.

[EBF User Guide](#)

Enrollment Type	Enrollment Period	Special Ed Pre-K	Kindergarten Half Day	Kindergarten	1st	2nd	3rd	4th	5th	6th	7th	8th	9th	10th	11th	12th	Total
Home Student Enrollment																	
Students from Deactivated Schools being Served by Other Districts																	
English Learners (PreK-12)																	
Special Education Pre-K Students																	
Students Served from Deactivated Schools																	
Special Education Youth in Care																	
Students Served by State Funded Schools																	
Tuition-In Students																	
Youth In Care in County Detention Centers																	
Youth In Care in Group Homes																	
Students Served by ROEs																	

Download a List of Possible Special Education Youth-in-Care Students


Enrollment Counts for School Year 2024

Enrollment Counts for School Year 2023

# SY 2024-25 EBF Enrollment Counts

View state-authorized charter data and select 'Return to District Data' to verify.


This data is verified by the state-authorized charter and will not need to be verified by the public school district.


Evidence Based Funding Enrollment Counts  [Return To District Data](#)


Counts may not include students served by State authorized Charter schools included in other EBF Enrollment Type buckets (not shown) for another District.

**Enrollment Counts for School Year 2025**

[EBF User Guide](#)

Enrollment Type	Enrollment Period	Special Ed-Pre K	Kindergarten Half Day	Kindergarten	1st	2nd	3rd	4th	5th	6th	7th	8th	9th	10th	11th	12th	Total
 Students Served by State Authorized Charter Schools																	

**Enrollment Counts for School Year 2024** 

**Enrollment Counts for School Year 2023** 

# SY 2024-25 EBF Enrollment Counts

Superintendents must review and verify enrollment counts and check boxes to confirm data displayed are accurate for fall and spring *no later than* **April 15, 2025**.

Evidence Based Funding Enrollment Counts [View State Authorized Charter Data](#)

**Enrollment Counts for School Year 2025**

Superintendent Verification

- By checking each box your public school district is verifying that all the data displayed on the screen for the timeframe is accurate.
- The public school district will not be required to verify the enrollment counts for the Students Served by your State Authorized Charter School.

Please review and confirm the EBF Fall Enrollment Counts for the current school year!

EBF Spring Enrollment Counts Confirmation is not available at this time.

[EBF User Guide](#)

Enrollment Type	Enrollment Period	Special Ed Pre K	Kindergarten Half Day	Kindergarten	1st	2nd	3rd	4th	5th	6th	7th	8th	9th	10th	11th	12th	Total
Home Student Enrollment	--	--	--	--	--	--	--	--	--	--	--	--	--	--	--	--	--
Students from Deactivated Schools being Served by Other Districts	--	--	--	--	--	--	--	--	--	--	--	--	--	--	--	--	--
English Learners (PreK-12)	--	--	--	--	--	--	--	--	--	--	--	--	--	--	--	--	--
Special Education Pre-K Students	--	--	--	--	--	--	--	--	--	--	--	--	--	--	--	--	--
Students Served from Deactivated Schools	--	--	--	--	--	--	--	--	--	--	--	--	--	--	--	--	--

# SY 2024-25 EBF Enrollment Counts

State-authorized charter must verify their student data instead of the public school *no later than April 15, 2025.*

The screenshot displays the SIS portal interface for Evidence Based Funding (EBF) Enrollment Counts. The left sidebar contains navigation options: Home, Student, Assessment, Adjusted Cohort, Teacher, Early Childhood Transition, Prenatal, Reports, Batch File Processing, and District Data Verification. The main content area is titled "Evidence Based Funding Enrollment Counts" and shows a dropdown menu for "District" set to "ISBE Charter". A note states: "Counts may not include students served by State Authorized Charter schools included in other EBF Enrollment Type buckets (not shown) for another District." Below this is a section for "Enrollment Counts for School Year 2025" with "Superintendent Verification" instructions and checkboxes for confirming enrollment counts. A table below shows enrollment data for "Students Served by State Authorized Charter Schools" for the period 10/1/2024, with enrollment counts for each grade level and a total of 785.00.

Enrollment Type	Enrollment Period	Special Ed Pre K	Kindergarten Half Day	Kindergarten	1st	2nd	3rd	4th	5th	6th	7th	8th	9th	10th	11th	12th	Total
Students Served by State Authorized Charter Schools	10/1/2024	--	--	74.00	78.00	79.00	75.00	72.00	77.00	78.00	85.00	75.00	49.00	43.00	--	--	785.00



# Student Attendance

*Deadline: July 11, 2025*

# Student Attendance

- Using the student enrollment Percent of Day Attended (PDA), ISBE will do the calculation for final reporting purposes.
- Report student attendance for regular school year enrollments ONLY.
- Summer school and ESY attendance should not be reported.
- Attendance data *is not* accepted for an enrollment that was exited erroneously.
- Attendance data *is optional* for private school students.
- **July 11, 2025**: Attendance data is due

# Student Attendance

- In Average Daily Attendance (ADA) reports, ISBE uses the PDA for each of the Attendance Types.
- A full day missed is reported as 1.000 absence and a half-day is 0.500 absence.
- If the student is enrolled with a PDA of 0.50 and the district reports 0.500 in the Total Days Present, ISBE will calculate that the student was present for a quarter of the day.
- Here are examples (up to 3 decimal points) to report attendance calculation for each day:
  - Full day = report 1.000
  - Half-day = report 0.500
  - Quarter day = report 0.250

Please **do not** provide Attendance Days with 0.000 unless an existing record is deleted.



# Student Attendance

To add or update attendance data, student must have a valid district enrollment in SIS:

- Enrollment record Home RCDTS matches attendance Home RCDTS.
- Enrollment record Serving RCDTS matches attendance Serving RCDTS.
- SIS Enrollment Date matches the Enrollment Date in the Student Attendance file.
- Enrollment School Year matches the School Year in the Student Attendance file.

To add or update attendance data via batch, provided data must match to an enrollment record in SIS:

- SID
- First Name and Last Name of Student
- Birth Date of Student
- Home RCDTS and Serving RCDTS of the Student Attendance File must match a SIS Enrollment Home RCDTS, Serving RCDTS, and Service Provider RCDTS
- School Year
- Enrollment Date

# Student Attendance

**Month of Attendance:** The month for which student attendance is being reported.

- Student must be enrolled at least one day during the month of attendance reported.
- Cannot provide more days of attendance than are in the enrollment month.
  - 01 January
  - 02 February
  - 03 March
  - 04 April
  - 05 May
  - 06 June
  - 07 July
  - 08 August
  - 09 September
  - 10 October
  - 11 November
  - 12 December

# Student Attendance

## Attendance Type Code:

- 01 In Person Instruction
- 02 Absent Excused
- 03 Absent Unexcused
- 04 Medically Homebound
- 05 Hospitalized
- 06 E-Learning
- 07 Remote Learning
- 08 Mental Health (excused absence)
- 09 Detention Center

# Student Attendance

- **In-Person Instruction:** If the student is receiving educational services in classroom, then that would count as In-Person Instruction.
- **Absent – Excused:** The student was absent with cause (excused absence).
- **Absent – Unexcused:** The student was absent without a cause.
- **Medically Homebound:** A student who *IS* receiving home/hospital instructional services provided by the district in accordance with 105 ILCS 5/14-13.01. These students are considered present for purposes of attendance as it pertains to funding.
  - Please see [Home/Hospital Instruction for Students](#) for additional information on the provision of homebound services and when medically homebound status can apply.
- **Hospitalized:** An absence where a student was hospitalized because of medical emergencies or procedures or was participating in residential programs that provide psychological treatment or treatment for drug or alcohol abuse, but was **NOT** receiving home/hospital instructional services, in accordance with 105 ILCS 5/14-13.01.

# Student Attendance

- **E-Learning:** Pursuant to state law, a school district may adopt an E-learning program. In order to adopt an E-learning program, a district must draft and adopt an E-learning program within the specifications of Section 10-20.56 of the School Code.
- **Remote Learning:** If the governor has declared a disaster due to a public health emergency pursuant to Section 7 of the Illinois Emergency Management Agency Act, the state superintendent of education may declare a requirement to use remote learning days or blended remote learning days for a school district, multiple school districts, a region, or the entire state.
- **Mental Health:** The student was absent with cause (excused absence).
  - "Valid cause" for absence shall be illness, observance of a religious holiday, death in the immediate family, family emergency, student mental health day, and shall include such other situations beyond the control of the student as determined by the board of education in each district, or such other circumstances that cause reasonable concern to the parent for the mental, emotional, or physical health or safety of the student.
- **Detention Center:** Student is enrolled at a detention center and district attendance data is not available.

# Student Attendance

To update attendance: Search by Student – Enrollments tab. Select ‘View Details.’

The screenshot displays the SIS interface for the Illinois State Board of Education. The left sidebar contains navigation options, with 'Student' and 'Search' highlighted in red. The main content area shows the 'Enrollments' tab selected, with a red box around the 'Enrollments' tab label. The student's SID is 123456789, and their legal last name is 'Test'. The 'Enrollments' section shows a table with one active enrollment. Below this, there are sections for 'Collections' and 'Student Attendance', with the 'Student Attendance' link highlighted in red. An 'Add Enrollment' button is visible at the bottom right.

ILLINOIS STATE BOARD OF EDUCATION

Helpful Resources Contact Technical Support

SIS

IBM SIS Test User 4

Home

Student

Search

Request New SID

Multiple SID Merge

Exit Enrollment

Assessment

Adjusted Cohort

Teacher

Early Childhood Transition

Prenatal

Reports

Log Out

Demographic Enrollments Program Indicators CCR Services RTO

SID: 123456789

Legal Last Name: Test Legal First Name: Student Legal Middle Name:

Enrollments 1 2 3 4 5 6 7 8 9 10 ...

Enrollment is active

School Year for Serving	2025	RCDTS for Home	123456789012345
Enrollment Type for Serving	Transfer in from within District	RCDTS for Serving	123456789012345
Entry/Grade Level for Serving	9 - Grade 9	Percent of Day Attended (PDA)	1.00
Enrollment Date for Serving	08/12/2024	Tuition Received	No
Exit Date		Dual Language	Not A Participant in Dual Language Program
Exit Status		Language of Instruction	
Exit Type			

Collections

Student Course Assignment	View Details
Discipline	View Details
Homeless	
504 Plan	View Details

Student Attendance View Details

Add Enrollment

# Student Attendance

To update attendance: Select '+' to add Attendance Type.

< Back To Enrollment


## Student Attendance

SID: 123456789  
Legal Last Name: Test  
Home RCDTS: 123456789012345

Legal First Name: Student  
Serving RCDTS: 123456789012345

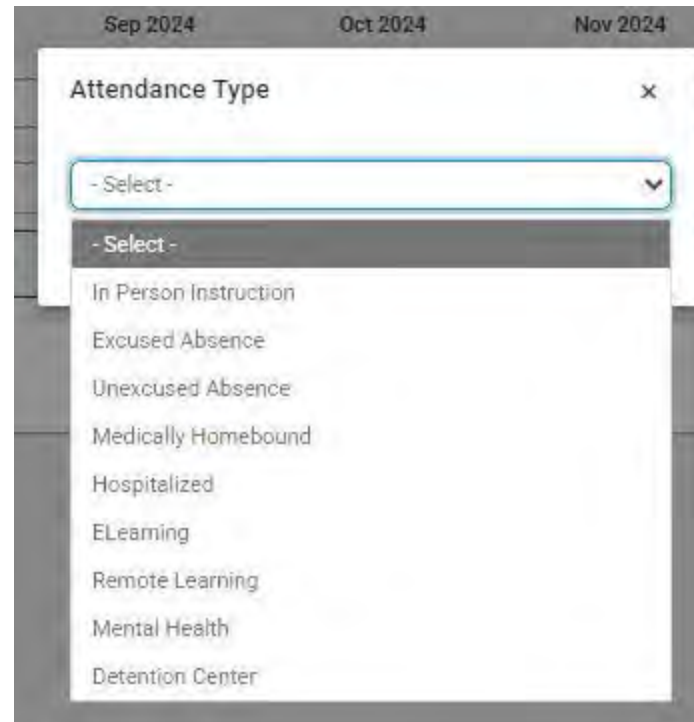
Date Of Birth: 09/07/2009  
School Year: 2025

Enrollment Date: 08/12/2024  
Exit Date:

Type 	Aug 2024	Sep 2024	Oct 2024	Nov 2024	Dec 2024	Jan 2025	Total Days
In Person Instruction	<input type="text" value="13.900"/>	<input type="text" value="18.567"/>	<input type="text"/>	<input type="text"/>	<input type="text"/>	<input type="text"/>	32.467
Unexcused Absence	<input type="text" value="1.100"/>	<input type="text" value="1.433"/>	<input type="text"/>	<input type="text"/>	<input type="text"/>	<input type="text"/>	2.533
Monthly Total	15.000	20.000	0.000	0.000	0.000	0.000	35.000

# Student Attendance

Select Attendance Type from the dropdown.



The screenshot shows a web interface with a header for the months 'Sep 2024', 'Oct 2024', and 'Nov 2024'. Below the header is a modal window titled 'Attendance Type' with a close button (x). Inside the modal, there is a dropdown menu currently showing '- Select -'. The dropdown is open, displaying a list of attendance types: '- Select -', 'In Person Instruction', 'Excused Absence', 'Unexcused Absence', 'Medically Homebound', 'Hospitalized', 'ELearning', 'Remote Learning', 'Mental Health', and 'Detention Center'.



# Student Attendance

- Update attendance by month for attendance type.
- Full days or partial days can be shown up to 3 decimal points.
- Total days for all Attendance Types cannot exceed days enrolled in that month.
- Existing Attendance can be deleted by entering a '0' or overwritten by entering a new value and clicking 'Submit.'

< Back To Enrollment

### Student Attendance

SID: 123456789  
Legal Last Name: Test Home RCDTS: 123456789012345  
Legal First Name: Student Serving RCDTS: 123456789012345  
Date Of Birth: 09/07/2009 School Year: 2025  
Enrollment Date: 08/12/2024 Exit Date:

Type ⓘ	Aug 2024	Sep 2024	Oct 2024	Nov 2024	Dec 2024	Jan 2025	Total Days
In Person Instruction	<input type="text" value="13.900"/>	<input type="text" value="18.567"/>	<input type="text"/>	<input type="text"/>	<input type="text"/>	<input type="text"/>	32.467
Unexcused Absence	<input type="text" value="1.100"/>	<input type="text" value="1.433"/>	<input type="text"/>	<input type="text"/>	<input type="text"/>	<input type="text"/>	2.533
Detention Center	<input type="text"/>	<input type="text"/>	<input type="text" value="2.0"/>	<input type="text"/>	<input type="text"/>	<input type="text"/>	0.000
Monthly Total	15.000	20.000	0.000	0.000	0.000	0.000	35.000

# Student Attendance

Student Attendance record successfully updated.

< Back To Enrollment

### Student Attendance

SID: 123456789  
Legal Last Name: Test      Legal First Name: Student      Date Of Birth: 09/07/2009      Enrollment Date: 08/12/2024  
Home RCDTS: 123456789012345      Serving RCDTS: 123456789012345      School Year: 2025      Exit Date:

Student Attendance Record successfully updated.

Type ⓘ	Aug 2024	Sep 2024	Oct 2024	Nov 2024	Dec 2024	Jan 2025	Total Days
In Person Instruction	<input type="text" value="13.900"/>	<input type="text" value="18.567"/>	<input type="text"/>	<input type="text"/>	<input type="text"/>	<input type="text"/>	32.467
Unexcused Absence	<input type="text" value="1.100"/>	<input type="text" value="1.433"/>	<input type="text"/>	<input type="text"/>	<input type="text"/>	<input type="text"/>	2.533
Detention Center	<input type="text"/>	<input type="text"/>	<input type="text" value="2.000"/>	<input type="text"/>	<input type="text"/>	<input type="text"/>	2.000
Monthly Total	15.000	20.000	2.000	0.000	0.000	0.000	37.000

Submit

# Student Attendance

## Total Student Attendance – Detail Report

The screenshot shows the SIS Reports interface. The left sidebar contains navigation options: SIS, IBM SIS Test User 4, Home, Student, Assessment, Adjusted Cohort, Teacher, Early Childhood Transition, Prenatal, and Reports (highlighted with a red box). The main content area is titled 'Reports' and features a search bar. A dropdown menu is open under 'Student', showing 'Assessment' and 'Attendance' (highlighted with a red box). Under 'Attendance', the report 'Total Student Attendance' is selected and highlighted with a red box. To the right of this report are two links: 'Summary' and 'Details' (highlighted with a red circle). Below 'Total Student Attendance' is the report 'Student Attendance by Month', which also has 'Summary' and 'Details' links. Other report categories like Bilingual, Demographics and Enrollment, Discipline, Early Learning, and Homeless are listed below.

ILLINOIS STATE BOARD OF EDUCATION

Helpful Resources ▾ Contact Technical Support

**SIS**

IBM SIS Test User 4 ▾

Home

Student ▾

Assessment ▾

Adjusted Cohort

Teacher

Early Childhood Transition

Prenatal

**Reports**

**Reports**

Search Reports...

Student ▾

Assessment ▾

**Attendance ▾**

Total Student Attendance Summary **Details**

Student Attendance by Month Summary Details

Bilingual ▾

Demographics and Enrollment ▾

Discipline ▾

Early Learning ▾

Homeless ▾

# Student Attendance

## Total Student Attendance – Detail Report – Criteria Page

[< Back To Reports](#)

### Total Student Attendance (Detail)

School Year:

School:

Home  Serving  Service Provider  Home But Not Serving  Serving But Not Home

Grade:

IDEA Services:  Both  Yes  No

FRL/Low Income Indicator:  Both  Yes  No

Homeless Indicator:  Both  Yes  No

Private School Student Indicator:  Both  Yes  No

Sort By:

# Student Attendance

Displays Total Student Attendance for the School Year

## Illinois State Board of Education Student Information System 2025 Total Student Attendance (Detail)

SIS Home District: 12345678901 ISBE Test District  
Selection Criteria: Sorted By: Student ID

Columns		A	Grade Level	D	E-Learning	G	Absent - Unexcused	J	Mental Health									
		B	PDA	E	Remote Instruction	H	Medically Homebound	K	Detention Center									
		C	In Person Instruction	F	Absent - Excused	I	Hospitalized	L	Total Attendance/Absences									
Student ID	Student Name	Birth Date	Home RCDTS	Serving RCDTS	Start Date	End Date	A	B	C	D	E	F	G	H	I	J	K	L
123456789	Test, Student	06/04/2013	123456789012345	123456789012345	8/12/24		6	1.00	33.860				1.140					35.000
123456789	Test, Student	01/15/2008	123456789012345	123456789012345	8/27/24		11	1.00	20.916				3.084					24.000
123456789	Test, Student	11/27/2014	123456789012345	123456789012345	8/13/24		4	1.00	34.000									34.000
123456789	Test, Student	12/07/2015	123456789012345	123456789012345	8/13/24		3	1.00	33.000				1.000					34.000

# Student Attendance

## Student Attendance by Month – Detail Report

The screenshot shows the SIS (Student Information System) interface for the Illinois State Board of Education. The left sidebar contains a navigation menu with the following items: SIS, IBM SIS Test User 4, Home, Student, Assessment, Adjusted Cohort, Teacher, Early Childhood Transition, Prenatal, and Reports. The 'Reports' item is highlighted with a red box. The main content area is titled 'Reports' and features a search bar labeled 'Search Reports...'. Below the search bar, a list of report categories is displayed, including Assessment, Attendance, Total Student Attendance, Bilingual, Demographics and Enrollment, Discipline, Early Learning, and Homeless. The 'Attendance' category is highlighted with a red box. Under the 'Attendance' category, two report options are listed: 'Total Student Attendance' and 'Student Attendance by Month'. The 'Student Attendance by Month' report is highlighted with a red box, and its 'Details' link is also highlighted with a red box. The 'Summary' link for this report is also visible.

ILLINOIS STATE BOARD OF EDUCATION

Helpful Resources ▾ Contact Technical Support

SIS

IBM SIS Test User 4 ▾

Home

Student ▾

Assessment ▾

Adjusted Cohort

Teacher

Early Childhood Transition

Prenatal

Reports

Reports

Search Reports...

Student ▾

Assessment ▾

Attendance ▾

Total Student Attendance

Student Attendance by Month

Bilingual ▾

Demographics and Enrollment ▾

Discipline ▾

Early Learning ▾

Homeless ▾

Summary Details

Summary Details

# Student Attendance

## Student Attendance By Month - Detail Report – Criteria Page

[← Back To Reports](#)

### Student Attendance by Month (Detail)

School Year: 2025

School: All Schools

Home  Serving  Service Provider  Home But Not Serving  Serving But Not Home

Grade: All Grades

IDEA Services:  Both  Yes  No

FRL/Low Income Indicator:  Both  Yes  No

Homeless Indicator:  Both  Yes  No

Private School Student Indicator:  Both  Yes  No

Missing Attendance:  Both  Yes  No

Month Of Attendance: All

Year Of Attendance: All

Sort By: SID

PDF

# Student Attendance

## Student Attendance By Month - Detail Report

### Illinois State Board of Education Student Information System 2025 Student Attendance By Month (Detail)

SIS Home District: 12345678901 ISBE Test District  
Selection Criteria: Sorted By: Student ID

Columns	A	Grade Level	C	Month of Attendance	E	In Person Instruction	H	Absent - Excused	K	Hospitalized
	B	PDA	D	Year of Attendance	F	E-Learning	I	Absent - Unexcused	L	Mental Health
					G	Remote Instruction	J	Medically Homebound	M	Detention Center

Student ID: 123456789

Student Name: Test, Student

Birth Date: 06/04/2013

Home RCDTS	Serving RCDTS	Start Date	End Date	A	B	C	D	E	F	G	H	I	J	K	L	M	Total
123456789012345	123456789012345	8/12/24	-	6	1.00	08	2024	15.000	-	-	-	-	-	-	-	-	15.000
123456789012345	123456789012345	8/12/24	-	6	1.00	09	2024	18.860	-	-	-	1.140	-	-	-	-	20.000
123456789012345	123456789012345	8/12/24	-	6	1.00	10	2024	-	-	-	-	-	-	-	-	-	0.000
123456789012345	123456789012345	8/12/24	-	6	1.00	11	2024	-	-	-	-	-	-	-	-	-	0.000
123456789012345	123456789012345	8/12/24	-	6	1.00	12	2024	-	-	-	-	-	-	-	-	-	0.000
123456789012345	123456789012345	8/12/24	-	6	1.00	01	2025	-	-	-	-	-	-	-	-	-	0.000
<b>Total Attendance / Absences: 35.000</b>																	





# Adjusted Cohort Graduation Rate

*Deadline: July 31, 2025*

# Adjusted Cohort Graduation Rate

## Adjusted Cohort Graduation Rate

- The SY 2024-2025 adjusted cohort graduation rate will be calculated based on SIS data.
- Because the related information will be derived from student information, the accuracy of data reported to SIS becomes even more significant. The adjusted cohort graduation rate will be calculated based on student enrollments and upon proper identification of Cohort Enrollment Exit Codes.
- The Cohort Exit Type Code is essential in providing an accurate measure of high school graduation data. The Cohort Exit Type Code is initially set to the student's general Enrollment Exit Type Code, but it can be updated (as appropriate) through the related online screens.
- Cohort Exit Type Codes fall into three categories (Graduates, Non-Graduates, and Removed from Cohort) that are used in calculating the adjusted cohort graduation rate.

# Adjusted Cohort Graduation Rate

## Adjusted Cohort -- Search by Student

The screenshot shows the 'Adjusted Cohort Search Criteria' form in the SIS system. The form is titled 'Adjusted Cohort Search Criteria' and is located in the main content area. The left sidebar contains navigation options: SIS, IBM SIS Test User 4, Home, Student, Assessment, Adjusted Cohort (highlighted with a red box), Teacher, Early Childhood Transition, and Prenatal. The top right corner has links for 'Helpful Resources' and 'Contact Technical Support'. The form itself has a dark blue header with the title. Below the header, there is a search criteria section with a red border. It contains a text input field for 'SID', followed by a horizontal line and the text 'AND AT LEAST ONE BELOW'. Below this line are three more text input fields: 'Legal Last Name', 'Legal First Name', and 'Date of Birth' (with a placeholder '(mm/dd/yyyy)'). A 'Search' button is located at the bottom right of the form, also highlighted with a red box.

ILLINOIS STATE BOARD OF EDUCATION

Helpful Resources - Contact Technical Support

SIS

IBM SIS Test User 4

Home

Student

Assessment

Adjusted Cohort

Teacher

Early Childhood Transition

Prenatal

Adjusted Cohort Search Criteria

SID

AND AT LEAST ONE BELOW

Legal Last Name

Legal First Name

Date of Birth (mm/dd/yyyy)

Search

# Adjusted Cohort Graduation Rate

Select 'Edit' to update adjusted Cohort Graduation Rate data.

[← Back To Adjusted Cohort Search Criteria](#)

### Adjusted Cohort

SID: 123456789  
Legal Last Name: Test      Legal First Name: Student      Date Of Birth: 05/29/2004

#### Student Enrollment

Enrollment Type	Transfer in from within District	School Year	2025
RCDTS for Home	123456789012345	RCDTS for Serving	123456789012345
Enrollment Grade Level	11 - Grade 11	FTE	1.00
Enrollment Date	08/13/2024	Exit Date	10/02/2024

#### Cohort Graduation Data

1st School Year in Grade 9      2021

Enrollment Exit Type     

[Edit](#)

# Adjusted Cohort Graduation Rate

Use dropdown menu to update Enrollment Exit Type and select 'Next.'

< Back To Adjusted Cohort Search Criteria

### Adjusted Cohort

SID: 123456789  
Legal Last Name: Test      Legal First Name: Student      Date Of Birth: 05/29/2004

#### Student Enrollment

Enrollment Type	Transfer in from within District	School Year	2025
RCDTS for Home	123456789012345	RCDTS for Serving	123456789012345
Enrollment Grade Level	11 - Grade 11	FTE	1.00
Enrollment Date	08/13/2024	Exit Date	10/02/2024

#### Cohort Graduation Data

1st School Year in Grade 9      2021

Enrollment Exit Type     

**Next**      **Cancel**

# Adjusted Cohort Graduation Rate

Check box to verify Enrollment Exit Type selection and click 'Submit.'

< Back To Adjusted Cohort Search Criteria

### Adjusted Cohort

SID: 123456789  
Legal Last Name: Test                      Legal First Name: Student                      Date Of Birth: 05/29/2004

#### Student Enrollment

Enrollment Type	Transfer in from within District	School Year	2025
RCDTS for Home	123456789012345	RCDTS for Serving	123456789012345
Enrollment Grade Level	11 - Grade 11	FTE	1.00
Enrollment Date	08/13/2024	Exit Date	10/02/2024

#### Cohort Graduation Data

1st School Year in Grade 9    2021

Enrollment Exit Type    Transfer to another public school district OUT of Illinois ▼

I have verified local evidence supporting my selection.

**Submit**    **Cancel**

# Adjusted Cohort Graduation Rate

Message confirms the Adjusted Cohort Graduation Rate was successfully updated.

< Back To Adjusted Cohort Search Criteria

### Adjusted Cohort

The Adjusted Cohort Graduation Rate has been successfully updated

SID: 123456789  
Legal Last Name: Test                      Legal First Name: Student                      Date Of Birth: 05/29/2004

#### Student Enrollment

Enrollment Type	Transfer in from within District	School Year	2025
RCDTS for Home	123456789012345	RCDTS for Serving	123456789012345
Enrollment Grade Level	11 - Grade 11	FTE	1.00
Enrollment Date	08/13/2024	Exit Date	10/02/2024

#### Cohort Graduation Data

1st School Year in Grade 9    2021

Enrollment Exit Type   

Edit

# Adjusted Cohort Graduation Rate

Reports Menu > Adjusted Cohort Graduation Rate > Details

ILLINOIS STATE BOARD OF EDUCATION

Helpful Resources - Contact Technical Support

SIS

IBM SIS Test User 4

Home

Student

Assessment

Adjusted Cohort

Teacher

Early Childhood Transition

Prenatal

Reports

Batch File Processing

District Data Verification

Missing Courses

Summative Designation

State Reporting

Fall Enrollment Counts Summary Details

Historical Fall Enrollment Counts (Before SY 2023) Summary

Homeless Counts Summary

Report Card and Accountability Reports

Advanced Coursework Summary Details

Chronic Absenteeism Details

Chronic Truancy Details

College and Career Readiness Summary Details

9th Grade On Track Details

Percent 8th Graders Taking Algebra I Details

Student Mobility Summary Details

Adjusted Cohort Graduation Rate Summary Details



# Adjusted Cohort Graduation Rate

## Criteria Page

[← Back To Reports](#)

### Adjusted Cohort Graduation Rate (Detail)

Reporting School Year	<input type="text" value="2025"/>
Cohort	<input type="text" value="4-Year Cohort"/>
School	<input type="text" value="All Schools"/>
Gender	<input checked="" type="radio"/> All <input type="radio"/> Male <input type="radio"/> Female <input type="radio"/> Non-Binary
Race/Ethnicity	<input type="text" value="All Races"/>
IDEA Services	<input checked="" type="radio"/> Both <input type="radio"/> Yes <input type="radio"/> No
FRL/Low Income Indicator	<input checked="" type="radio"/> Both <input type="radio"/> Yes <input type="radio"/> No
EL Indicator	<input checked="" type="radio"/> Both <input type="radio"/> Yes <input type="radio"/> No
Homeless Indicator	<input checked="" type="radio"/> Both <input type="radio"/> Yes <input type="radio"/> No
Youth in Care	<input checked="" type="radio"/> Both <input type="radio"/> Yes <input type="radio"/> No
Students with Disabilities Indicator	<input checked="" type="radio"/> Both <input type="radio"/> Yes <input type="radio"/> No
Migrant Indicator	<input checked="" type="radio"/> Both <input type="radio"/> Yes <input type="radio"/> No
Military Connected Indicator	<input checked="" type="radio"/> Both <input type="radio"/> Yes <input type="radio"/> No
Exit Code	<input type="text" value="All"/>
Sort By	<input type="text" value="Name"/>

# Adjusted Cohort Graduation Rate

## Adjusted Cohort Graduation Rate Detail Report School Year 2025

This Cohort Consist of Students Whose 1st Year in 9th Grade Was School Year 2022  
This report uses information from the iSTAR system to determine IDEA values

SIS Home District: 12345678901 ISBE Test District

Selection Criteria: Year In Cohort = 4 Sorted By: Student Name

### Graduated

#### Graduated with regular, advanced, International Baccalaureate, or other type of diploma

#### Last Exited Enrollment in SIS

Student ID	Name	Gender	Race	1st School Year In 9th Grade	9th Grade Home RCDTS	EL	IDEA Services	FRL	Grade	School Year	Home RCDTS	Serving RCDTS
123456789	Test Student	F	14	2022	123456789012345	0	0	1	12	2024	123456789012345	123456789012345

Total Students by Cohort Enrollment Exit Type Code: 1

Graduated: 1

# Adjusted Cohort Graduation Rate

## Adjusted Cohort Graduation Rate Recap

- All students, grades 9-12, will need to be exited before an accurate Adjusted Cohort Graduation Rate can be calculated.
- 4-, 5-, and 6-year Cohort Graduation Rate will be included on the Illinois Report Card. Accuracy is very important.
- A SIS user can only update Adjusted Cohort Graduation Rate field (Cohort Exit Type Code) if the last enrollment was within the SIS user's district.
- The SY 2024-25 data will be final as of **July 31, 2025**.



# Gifted and Accelerated

*Deadline: July 31, 2025*

# Gifted and Accelerated

## Criteria

- Only Home RCDT can add/edit a Gifted and Accelerated record for a student enrolled in its district.
- Only students in Grades K-12 can have a Gifted and Accelerated record.
- Only for enrollments in SY 2019-20 or later.

To add or update a Gifted and Accelerated record – via batch or online – the student must have a valid district enrollment record in SIS by the following criteria:

- Enrollment record Home RCDT matches Gifted and Accelerated record's Home RCDT.
- Enrollment record School Year matches Gifted and Accelerated record's School Year.

Can only add/edit records for current or previous school, when valid enrollment exists.

Batch templates are available.

# Gifted and Accelerated

**Accelerated Placement:** The practice of assigning a student to a specific content area at a higher instructional level than is typical, given the student's grade for the purpose of providing access to appropriately challenging learning opportunities in one or more subject areas.

- 00 – Student not in accelerated program.
- 01 – Student is accelerated for ELA Only.
- 02 – Student is accelerated for Math Only.
- 03 – Student is accelerated for single Subject other than ELA/Math.
- 04 – Student is accelerated for multiple subjects, but not whole grade.
- 05 – Whole grade accelerated.
- 06 – Student is accelerated for only Science.
- 07 – Parent Opt Out: Student is identified for acceleration in one or more subjects and is not enrolled in accelerated coursework or program.

# Gifted and Accelerated

Gifted Children: "Children who give evidence of high-performance capability in areas, such as intellectual, creative, artistic, leadership capacity, or specific academic fields, and who require services or activities not ordinarily provided by the school in order to fully develop such capabilities."

- 01 - Student tested as gifted.
- 02 - Student tested as not-gifted .
- 03 - Student was not tested. District does have gifted assessment.
- 04 - Student was not tested. District does *not* have gifted assessment.

# Gifted and Accelerated

Search by Student – Demographic Tab – Gifted and Accelerated. Select ‘View Details.’

The screenshot displays the SIS interface for the Illinois State Board of Education. The left sidebar contains navigation options: Home, Student (highlighted with a red box), Search, Request New SID, Multiple SID Merge, and Exit Enrollment. The main content area shows the 'Demographic' tab selected (also highlighted with a red box). The student's information is as follows:

SID: 123456789	Legal Last Name: Test	Legal First Name: Student	Legal Middle Name: MARIE
Date of Birth: 09/07/2009	Race/Ethnicity: Black or African American	Gender: Female	Student Lineage (Jr, II):
Birth Place Name:	EL Screener: View Details	Mother's Maiden Name:	Student Address: View Details
Seal of Biliteracy Awards:		Gifted and Accelerated: View Details	

An 'Edit' button is located at the bottom right of the student information card. The 'Gifted and Accelerated' section and its 'View Details' link are highlighted with a red box.



# Gifted and Accelerated

Select 'Add New' to update Gifted and Accelerated data.

[← Back To Demographic](#)

### Gifted Test and Accelerated Placement

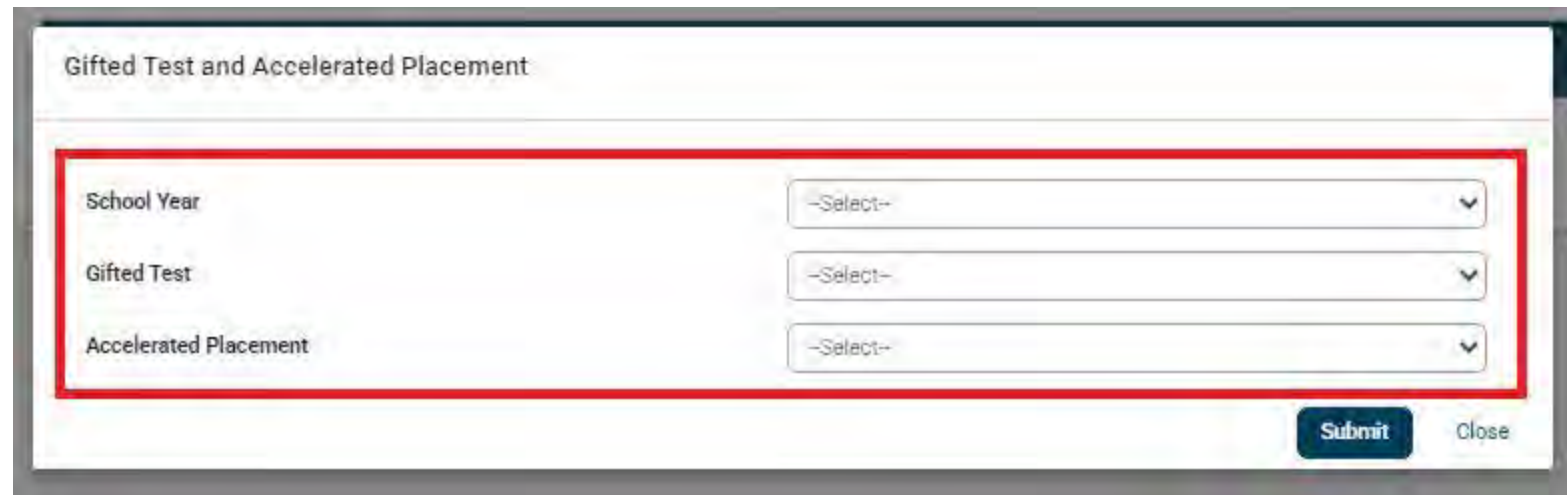
SID: 123456789  
Legal Last Name: Test      Legal First Name: Student      Legal Middle Name:

No Gifted Accelerated Records for Student.

[Add New](#)

# Gifted and Accelerated

Provide School Year, Gifted Test, and Accelerated Placement.



The screenshot shows a web form titled "Gifted Test and Accelerated Placement". The form contains three dropdown menus, each with the text "-Select-" and a downward arrow. The labels for the dropdowns are "School Year", "Gifted Test", and "Accelerated Placement". A red rectangular box highlights the three dropdown menus. At the bottom right of the form, there are two buttons: a dark blue "Submit" button and a "Close" link.

# Gifted and Accelerated

Select 'Submit.'

Gifted Test and Accelerated Placement

School Year	2025	▼
Gifted Test	Student tested as gifted	▼
Accelerated Placement	Whole grade acceleration	▼

**Submit** Close

# Gifted and Accelerated

View Gifted and Accelerated Data and select 'Edit' to update, as needed.

[← Back To Demographic](#)

### Gifted Test and Accelerated Placement

SID: 123456789  
Legal Last Name: Test      Legal First Name: Student      Legal Middle Name:

[Add New](#)

School Year	Home RCDTS	Entity Name	Gifted Test	Accelerated Placement	
2025	123456789012345	ISBE Test District	Student tested as gifted	Whole grade acceleration	<a href="#">Edit</a>

# Gifted and Accelerated

## Gifted and Accelerated - Details Report

The screenshot displays the SIS (Student Information System) interface for the Illinois State Board of Education. The left sidebar contains navigation options: SIS, IBM SIS Test User 4, Home, Student, Assessment, Adjusted Cohort, Teacher, Early Childhood Transition, Prenatal, Reports (highlighted with a red box), Batch File Processing, District Data Verification, and Seal of Bilingual Application. The main content area is titled 'Student' and lists various report categories under 'Demographics and Enrollment' (highlighted with a red box). The 'Gifted and Accelerated' report is highlighted with a red box, and its 'Details' link is also highlighted with a red circle. In the top right corner, there are links for 'Helpful Resources' and 'Contact Technical Support'.

Report Name	Summary	Details
Demographics	Summary	Details
Enrollments	Summary	Details
Demographics by Enrollment for Exited Students	Summary	Details
Current Enrollment vs Previous Enrollment	Summary	
Enrollment Grade Discrepancies	Summary	
Enrollment Anomalies		Details
Enrollment Transfer	Summary	Details
Eligible For Immigrant Education (2007 - 2014)	Summary	Details
Eligible For Immigrant Student Program (2015 and later)	Summary	Details
Student Address	Summary	Details
504 Plan	Summary	Details
Gifted and Accelerated	Summary	Details

# Gifted and Accelerated

## Gifted and Accelerated Details Report – Criteria Page

[← Back To Reports](#)

### Gifted and Accelerated (Detail)

School Year	Active Enrollments Only
School	All Schools
Grade	All Grades
Race/Ethnicity	All Races
EL Indicator	<input checked="" type="radio"/> Both <input type="radio"/> Yes <input type="radio"/> No
Private School Student Indicator	<input checked="" type="radio"/> Both <input type="radio"/> Yes <input type="radio"/> No
IDEA Services	<input checked="" type="radio"/> Both <input type="radio"/> Yes <input type="radio"/> No
FRL/Low Income Indicator	<input checked="" type="radio"/> Both <input type="radio"/> Yes <input type="radio"/> No
Homeless Indicator	<input checked="" type="radio"/> Both <input type="radio"/> Yes <input type="radio"/> No
Accelerated Placement	All
Gifted Test	All
Completed	<input checked="" type="radio"/> Both <input type="radio"/> Yes <input type="radio"/> No
Sort By	SID

PDF

# Gifted and Accelerated

## Gifted and Accelerated - Detail Report

### Gifted and Accelerated Report (Detail)

SIS Home District: 12345678901 ISBE Test District

Selection Criteria: Sorted By: Student ID

Columns	A	Grade Level	E	Private School Student	I	Whole Grade Acceleration	L	Accelerated Placement**								
	B	Gender	F	IDEA Services	J	Early Entrant to Kindergarten	M	Gifted Test***								
	C	Race/Ethnicity*	G	FRL/Low Income	K	Early Entrant to First Grade	N	Completed								
	D	EL	H	Homeless												
<b>Race/Ethnicity*</b>																
11		Hispanic or Lation	00	Student not in an accelerated program	01	Student tested as gifted										
12		American Indian or Alaska Native	01	Student in accelerated for ELA only	02	Student tested as not-gifted										
13		Asian	02	Student in accelerated for Math only	03	Student was not tested (District does have an assessment for gifted)										
14		Black or African American	03	Student in accelerated for Single Subject other than ELA/Math	04	Student was not tested (District does not have an assessment for gifted)										
15		Native Hawaiian or Other Pacific Islander	04	Student in accelerated for Multiple Subject's but not Whole Grade	05	Whole Grade Acceleration										
16		White	05	Student in accelerated for Whole Grade												
17		Two or More Races	06	Student in accelerated for Science Only												
18		Middle Eastern or North African	07	Parent Opt Out - Student is identified for Acceleration in one or more subjects and is not enrolled in accelerated Coursework/Program												
<b>Accelerated Placement**</b>																
<b>Gifted***</b>																
Student ID	Student Name	Birth Date	A	B	C	D	E	F	G	H	I	J	K	L	M	N
123456789	Test, Student	06/04/2013	6	F	14	N	N	N	Y	N						N
	Home RCDTS: 123456789012345		Grade: 6													
123456789	Test, Student	01/15/2008	11	F	14	N	N	N	Y	N						N
	Home RCDTS: 123456789012345		Grade: 11													
123456789	Test, Student	11/27/2014	4	F	14	N	N	N	Y	Y						N
	Home RCDTS: 123456789012345		Grade: 4													



# Student Discipline

*Deadline: July 31, 2025*



# Student Discipline

- Student Discipline data must be submitted by any district in which disciplinary action has occurred.
- Student Discipline data can be added and updated via online or batch.
- Only the Home School can view or submit Student Discipline data.
- A school that has no discipline data to submit will verify that in the Year End Collection due July 31.
  - **July 31, 2025:** Student Discipline data will be removed from SIS.

# Student Discipline

## Student Discipline Validation

- For a Student Discipline record to be added or updated, the student must have a valid Enrollment record that synchronizes with the Student Discipline record on the following elements:
  - Home RCDTS
  - Serving RCDTS
  - School Year
  - Incident Date
  - Incident Number
  - Incident Group Number
- The Incident Date must be equal to or greater than the Enrollment Date and equal to or less than the Exit Enrollment Date at the Serving School where the incident occurred.

# Student Discipline

Search by Student – Enrollment tab – Discipline. Select ‘view details.’

The screenshot displays the SIS interface for the Illinois State Board of Education. The left sidebar contains navigation options: Home, Student (highlighted with a red box), Search (highlighted with a red box), Request New SID, Multiple SID Merge, Exit Enrollment, Assessment, Adjusted Cohort, Teacher, Early Childhood Transition, Prenatal, Reports, and Log Out. The main content area shows the 'Enrollments' tab selected (highlighted with a red box). The student's SID is 123456789, Legal Last Name is Test, and Legal First Name is Student. Below this, there is a table of enrollment details:

Enrollment is active			
School Year for Serving	2025	RCDS for Home	123456789012345
Enrollment Type for Serving	Transfer in from within District	RCDS for Serving	123456789012345
Entry/Grade Level for Serving	9 - Grade 9	Percent of Day Attended (PDA)	1.00
Enrollment Date for Serving	08/12/2024	Tuition Received	No
Exit Date		Dual Language	Not A Participant in Dual Language Program
Exit Status		Language of Instruction	
Exit Type			

Below the enrollment table, there is a 'Discipline' section with a 'View Details' link highlighted by a red box. Other links include 'Student Course Assignment', 'Student Attendance', 'Homeless', and '504 Plan'.

# Student Discipline

Select 'Add New' to enter Discipline data to enrollment.

[← Back To Enrollment](#)

## Discipline

SID: 123456789	Legal First Name: Student	Date Of Birth: 09/07/2009	Enrollment Date: 08/12/2024
Legal Last Name: Test	Serving RCDTS: 123456789012345	School Year: 2025	Exit Date:
Home RCDTS: 123456789012345			

There is no discipline data for this enrollment.

[Add New](#)

# Student Discipline

- Edit Student Discipline data for incident and actions taken.
- Incident number connects other students to group incident.

< Back To Enrollment

### Discipline

SID: 123456789  
Legal Last Name: Test  
Home RCDTS: 123456789012345

Legal First Name: Student  
Serving RCDTS: 123456789012345

Date Of Birth: 09/07/2009  
School Year: 2025

Enrollment Date: 08/12/2024  
Exit Date:

Incident Date	<input type="text" value="01/13/2025"/>	Incident Type	<input type="text" value="Alcohol"/>
Incident Number	<input type="text" value="01"/>	Disciplinary Action	<input type="text" value="In-School Suspension"/>
Disability Type	<input type="text" value="None"/>	Disciplinary Duration	<input type="text" value="1"/>
Was more than one student involved in the incident?	<input checked="" type="radio"/> Yes <input type="radio"/> No	Incident Group Number	<input type="text" value="0123"/>

# Student Discipline

- Student Discipline – Review data and ‘submit.’

< Back To Enrollment

## Discipline

SID: 123456789  
Legal Last Name: Test      Legal First Name: Student      Date Of Birth: 09/07/2009      Enrollment Date: 08/12/2024  
Home RCDTS: 123456789012345      Serving RCDTS: 123456789012345      School Year: 2025      Exit Date:

Review Discipline details: Press CHANGE button to correct any information or Press SUBMIT button to submit your request.

Incident Date	01/13/2025	Incident Type	Alcohol
Incident Number	01	Disciplinary Action	In-School Suspension
Disability Type	None	Disciplinary Duration	1.000
Was more than one student involved in the incident?	Yes	Incident Group Number	0123

**Submit** **Change**

# Student Discipline

- Student Discipline successfully added to student.

[← Back To Enrollment](#)

## Discipline

SID: 123456789  
Legal Last Name: Test      Legal First Name: Student      Date Of Birth: 09/07/2009      Enrollment Date: 08/12/2024  
Home RCDTS: 123456789012345      Serving RCDTS: 123456789012345      School Year: 2025      Exit Date:

**Discipline record added successfully.**

Records 1

Incident Date	01/13/2025	Incident Type	Alcohol
Incident Number	01	Disciplinary Action	In-School Suspension
Disability Type	None	Disciplinary Duration	1.000
Was more than one student involved in the incident?	Yes	Incident Group Number	0123

[Add New](#) [Edit](#)

# Student Discipline

- Student Discipline – Detail Report – By Student

The screenshot shows the SIS Reports interface. The left sidebar contains navigation options: SIS, IBM SIS Test User 4, Home, Student, Assessment, Adjusted Cohort, Teacher, Early Childhood Transition, Prenatal, and Reports (highlighted with a red box). The main content area is titled 'Reports' and includes a search bar. A list of report categories is shown, with 'Discipline' (highlighted with a red box) expanded to show 'Student Discipline' (highlighted with a red box). The 'Student Discipline' report has 'Summary' and 'Details' (circled in red) options. Other categories include Assessment, Attendance, Bilingual, Demographics and Enrollment, Early Learning, and Homeless.



# Student Discipline

- Student Discipline - Detail Report – Criteria Page

< Back To Reports

### Student Discipline Report (Detail)

School Year: 2025

School: All Schools

Home  Serving  Service Provider  Home But Not Serving  Serving But Not Home

Grade: All Grades

Race/Ethnicity: All Races

Gender:  All  Male  Female  Non-Binary

IDEA Services:  Both  Yes  No

Disability Type: All Disability Types

Incident Type: All Incident Types

Disciplinary Action: All Disciplinary Actions

Sort By: SID

PDF

# Student Discipline

- Student Discipline - Detail Report – By Student

2025 Student Discipline Report (Detail)											
SIS Home District: 12345678901					ISBE Test District						
Selection Criteria:					Sorted By: None Selected						
Columns	A	B	C	D	E	F	G	H	I	J	
	Race Codes	Gender Codes	Grade	IDEA Services	Incident Date	Incident Number	Disability Description	Incident Description	Disciplinary Action	Disciplinary Duration	
Student ID	Student Name	Birth Date	A	B	SIS Home School	Serving School	C	D			
<b>School year: 2025</b>											
123456789	Test, Student	09/07/2009	14	F	123456789012345	123456789012345	9	N			
E:	01/13/2025	F:	01	G:	None	H:	Alcohol	I:	In-School Suspension	J:	1.000
123456789	Test, Student	09/01/2006	17	F	123456789012345	123456789012345	12	N			
E:	07/12/2024	F:	01	G:	Emotional Disability	H:	Violence without physical injury	I:	In-School Suspension	J:	1.000
E:	07/12/2024	F:	02	G:	Multiple Disabilities	H:	Violence without physical injury	I:	Out-of School Suspension	J:	0.500
123456789	Test, Student	09/18/2006	17	N	123456789012345	123456789012345	12	N			
E:	07/12/2024	F:	01	G:	Emotional Disability	H:	Violence without physical injury	I:	In-School Suspension	J:	1.000
E:	07/12/2024	F:	02	G:	Multiple Disabilities	H:	Violence without physical injury	I:	Out-of School Suspension	J:	0.500
<b>Total Students: 3</b>											
<b>Total Records: 5</b>											

# Student Discipline

- Student Discipline – Detail Report - By Group Number

The screenshot shows the SIS (Student Information System) interface for the Illinois State Board of Education. The left sidebar contains navigation options: SIS, IBM SIS Test User 4, Home, Student, Assessment, Adjusted Cohort, Teacher, Early Childhood Transition, Prenatal, and Reports (highlighted with a red box). The main content area is titled 'Reports' and includes a search bar. A dropdown menu for 'Student' is open, showing various report categories: Assessment, Attendance, Bilingual, Demographics and Enrollment, Discipline (highlighted with a red box), and Homeless. The 'Discipline' category is expanded to show 'Student Discipline' and 'Student Discipline by Group Number'. The 'Student Discipline' row has 'Summary' and 'Details' links circled in red. The 'Student Discipline by Group Number' row also has 'Summary' and 'Details' links.

# Student Discipline

- Student Discipline By Group – Detail Report – Criteria Page

< Back To Reports

### Student Discipline Report (Summary)

School Year: 2025

School: All Schools

Home  Serving  Service Provider  Home But Not Serving  Serving But Not Home

Grade: All Grades

Race/Ethnicity: All Races

Gender:  All  Male  Female  Non-Binary

IDEA Services:  Both  Yes  No

Disability Type: All Disability Types

Incident Type Code: All Incident Types

Disciplinary Action: All Disciplinary Actions

PDF

# Student Discipline

- Student Discipline – Detail Report - By Group Number

## 2025 Student Discipline Report (Summary)

SIS Home District: 12345678901

ISBE Test District

Selection Criteria:

<b>Disciplinary Duration:</b>	<b>All</b>	<b>Student Total</b>	<b>Discipline Total</b>
Total Students:		3	5
Race: Black or African American		1	1
Race: Two or More Races		2	4
Gender: Male		0	0
Gender: Female		2	3
Gender: Non-Binary		1	2
Grade Level: 9 - Grade 9		1	1
Grade Level: 12 - Grade 12		2	4
IDEA Services: Yes		0	0
IDEA Services: No		3	5
Disability Description: Emotional Disability		2	2
Disability Description: Multiple Disabilities		2	2
Disability Description: None		1	1



# SY 2024-25 Updates

# Reports

# Fall Enrollment Counts Detail Report

- A new Detail report was created to provide a specific list of students from the Fall Enrollment (10/01).
- Data matches the Fall Housing snapshots once the snapshots have been taken.



# Fall Enrollment Counts Detail Report

The screenshot shows the SIS (State Information System) interface for the Illinois State Board of Education. The left sidebar contains a navigation menu with the following items: SIS, ISBE Administrator, Home, Student, Assessment, Adjusted Cohort, Teacher, Early Childhood Transition, Prenatal, Reports (highlighted with a red box), Batch File Processing, District Data Verification, Seal of Biliteracy Application, and Internal. The main content area is titled 'Reports' and features a search bar. Below the search bar, there are several expandable categories: Student, Course Assignments, and State Reporting (highlighted with a red box). The 'State Reporting' category is expanded, showing a list of reports: Fall Enrollment Counts, Historical Fall Enrollment Counts (Before SY 2023), and Homeless Counts. The 'Fall Enrollment Counts' report has two links: 'Summary' and 'Details' (circled in red).

Report Name	Link
Fall Enrollment Counts	Summary, Details
Historical Fall Enrollment Counts (Before SY 2023)	Summary
Homeless Counts	Summary

# Fall Enrollment Counts Detail Report

## Fall Enrollment Reporting Detail for 2025 School Year

SIS Home District: 12345678901 ISBE Test District

Selection Criteria: Enrolled As Of = 10/01/2024 Sorted By: Student Name

**These Data Are Finalized At This Time By The State Board Of Education**

<b>A</b> Grade	<b>D</b> Homeless	<b>G</b> IEP Services	<b>J</b> Military Connected
<b>B</b> Gender	<b>E</b> English Learner	<b>H</b> Migrant	<b>K</b> Private School Student
<b>C</b> Race/Ethnicity	<b>F</b> EL Status	<b>I</b> FRL/Low Income	
<b>Race/Ethnicity</b>			
<b>11</b> Hispanic or Latino <b>12</b> American Indian or Alaska Native <b>13</b> Asian <b>14</b> Black or African American <b>15</b> Native Hawaiian or Other Pacific Islander <b>16</b> White <b>17</b> Two or More Races <b>18</b> Middle Eastern or North African			

Home School: 123456789012345 ISBE Test School

Student ID	Student Name	Birthdate	Home RCDTS	Serving RCDTS	PDA	A	B	C	D	E	F	G	H	I	J	K
123456789	Test, Student	2013-10-30	123456789012345	123456789012345	1.00	04	M	14	Y	N	Never EL	N/A	N	Y	N	N
123456789	Test, Student	2019-07-16	123456789012345	123456789012345	1.00	15	M	14	N	N	Never EL	N/A	N	Y	N	N
123456789	Test, Student	2015-04-08	123456789012345	123456789012345	1.00	04	F	14	N	N	Never EL	N/A	N	Y	N	N

# Adjusted Cohort Graduation Rate Detail Report

- Updated the criteria page to include SY 2025-26 and SY 2026-27 as Reporting School Year options.
- Selecting one of these two years provides a projected list of students for the respective school year.

# Adjusted Cohort Graduation Rate Detail Report

ILLINOIS STATE BOARD OF EDUCATION

Helpful Resources Contact Technical Support

SIS

- ISBE Administrator
- Home
- Student
- Assessment
- Adjusted Cohort
- Teacher
- Early Childhood Transition
- Prenatal
- Reports**
- Batch File Processing
- District Data Verification
- Seal of Biliteracy Application
- Internal

Special Education

Course Assignments

Student and Teacher Reports

Missing Courses

Summative Designation

**State Reporting**

- Fall Enrollment Counts [Summary](#) [Details](#)
- Historical Fall Enrollment Counts (Before SY 2023) [Summary](#)
- Homeless Counts [Summary](#)
- Report Card and Accountability Reports**
- Advanced Coursework [Summary](#) [Details](#)
- Chronic Absenteeism [Details](#)
- Chronic Truancy [Details](#)
- College and Career Readiness [Summary](#) [Details](#)
- 9th Grade On Track [Details](#)
- Percent 8th Graders Taking Algebra I [Details](#)
- Student Mobility [Summary](#) [Details](#)
- Adjusted Cohort Graduation Rate** [Summary](#) [Details](#)
- Teacher Out of Field [Summary](#) [Details](#)
- Accelerated Placement (report card) [Summary](#) [Details](#)

Prenatal

Miscellaneous Reporting

# Adjusted Cohort Graduation Rate Detail Report

- To see a projected list of students for a particular cohort year, select Reporting School Year 2026 and School Year 2027 from the dropdown

The screenshot shows the SIS interface for the Adjusted Cohort Graduation Rate (Summary) report. The left sidebar contains navigation options like Home, Student, Assessment, Adjusted Cohort, Teacher, Early Childhood Transition, Prenatal, Reports, Batch File Processing, District Data Verification, Seal of Biliteracy Application, and Internal. The main content area has a header with 'Adjusted Cohort Graduation Rate (Summary)' and a 'Back To Reports' link. Below the header, there are several dropdown menus and radio button options. The 'Reporting School Year' dropdown is highlighted with a red box and set to 2025. The 'School' dropdown is also highlighted with a red box and set to 2026. Below the dropdowns, there are radio button options for 'Both', 'Yes', and 'No' for both 'IDEA Services' and 'FRL/Low Income Indicator'. An 'Exit Code' dropdown is set to 'All'. A 'Create Report' button is visible at the bottom.



# Upcoming Key Dates and Webinars

# Upcoming Deadlines

Activity	Deadline
ACT/PreACT Pre-ID	January 15, 2025
Illinois Assessment of Readiness (IAR) Pre-ID	January 23, 2025
Illinois Science Assessment (ISA) Pre-ID	
Dynamic Learning Maps-Alternate Assessment (DLM-AA) Pre-ID	March 7, 2025
504 Submissions	March 10, 2025

Please see [SIS Key Dates](#) for comprehensive deadlines.

# Upcoming Deadlines

Activity	Deadline
Detention Center	April 15, 2025
EL Data for eGMS Ceiling Calculator Funding Allocation Reports	
SY25 Fall and Spring Enrollment Counts EBF Verification	

Please see [SIS Key Dates](#) for comprehensive deadlines.



# SY 2024-25 SIS Webinars

Activity	Date (all scheduled 1:30-3 p.m.)
End of SY 2024-25 and Planning for SY 2025-26	Wednesday, April 30, 2025
End of SY 2024-25 Report Card Data Verification	Tuesday, June 17, 2025



# Next Steps for Districts

# Next Steps for Districts

- Run SIS reports to verify the following student data are accurate and complete:
  - Review [SIS Key Dates](#) to verify all upcoming data collection deadlines.
  - Verify 504 Plan submissions.
  - Verify EBF Enrollment Counts.
  - Complete Detention Center enrollments.
  - Complete EL records for TBE and TPI students.
- Verify Program Indicators are correctly marked in SIS (e.g., IDEA Services, EL Indicator).
- Review Assessment Pre-ID.
  - Verify grade level and alternate assessment indicator are correct in SIS.
  - Verify testing school code is correctly set.
- Clean up multiple SIDs.



# Where to Direct Questions

# Where to Direct Questions

## ISBE Help Desk

- 217-558-3600 - Option 3
- [sis@isbe.net](mailto:sis@isbe.net)
  - SIS policy questions will be directed to the proper ISBE Department.
  - SIS technical questions will be directed to the SIS Help Desk.
  - Note: Please do not use the same email thread for different inquiries. The SIS Help Desk does not receive responses to closed tickets.

## Data Strategies and Analytics

- For questions regarding data policy contact:
  - [datahelp@isbe.net](mailto:datahelp@isbe.net)
  - 312-814-9192