



Helping Students Understand Score Reports and Use BigFuture



May 15-19, 2023

Agenda

- Accessing Scores
- Your Online Score Report Explained
 - SAT[®] with Essay
 - PSAT 10[™]
 - PSAT 8/9[™]
- AP Potential[™]
- BigFuture College and Career Planning

Helping Parents/Guardians Understand the SAT Suite of Assessments

A toolkit of resources will arrive in mid-May to the established public and IKA schools that participated under the ISBE-provided SAT with Essay, PSAT 10, and PSAT 8/9.

The digital copies of the toolkit resources are posted on ISBE's assessment page: <https://www.isbe.net/Pages/sat-psat.aspx> under the "SAT, PSAT 10, and PSAT 8/9 Toolkit Resources" dropdown.



Accessing Scores - Educators

Roster Reports

My College Board Professional Account

My Tools And Services

Tool or Service	My Role	Expires* ?
AP Potential™ ▶	AP Potential Region	31-Dec-2025
AP Professional Learning ▶	N/A	N/A
AP Registration & Ordering and AP & Pre-AP Classroom Access Management ▶	AP SDP	31-Dec-2025
AP® Score Reports for Educators ▶	OSR Regional Staff	23-Jun-2025
AP® Teacher Community ▶	N/A	N/A
K-12 Assessment Reporting ▶	multiple roles	multiple dates

Counsel Students

Share scores with students and parents.

[Roster](#) ?

If students encounter any issues signing into their College Board Student Account to view their score reports, they may need to use an access code (for PSAT-related assessments) or registration number (for the SAT with Essay).

The access codes and registration numbers can be found in the school-level detailed “**Roster Report**” in the K-12 Assessment Reporting portal.

The detailed “**Roster Report**” lists students along with their scores and other information.

Use it to

- View a student’s individual report by clicking on their name.
- Print student reports and labels, individually or in bulk.
- Retrieve access codes and registration numbers for students who have trouble signing into their College Board Student Account.
- Find your school's AP Potential™ access code and a link to the tool.

Accessing Scores - Educators

Batch Reports

My College Board Professional Account

My Tools And Services

Tool or Service	My Role	Expires* ?
AP Potential™ ▶	AP Potential Region	31-Dec-2025
AP Professional Learning ▶	N/A	N/A
AP Registration & Ordering and AP & Pre-AP Classroom Access Management ▶	AP SDP	31-Dec-2025
AP® Score Reports for Educators ▶	OSR Regional Staff	23-Jun-2025
AP® Teacher Community ▶	N/A	N/A
K-12 Assessment Reporting ▶	multiple roles	multiple dates



Counsel Students

Share scores with students and parents.

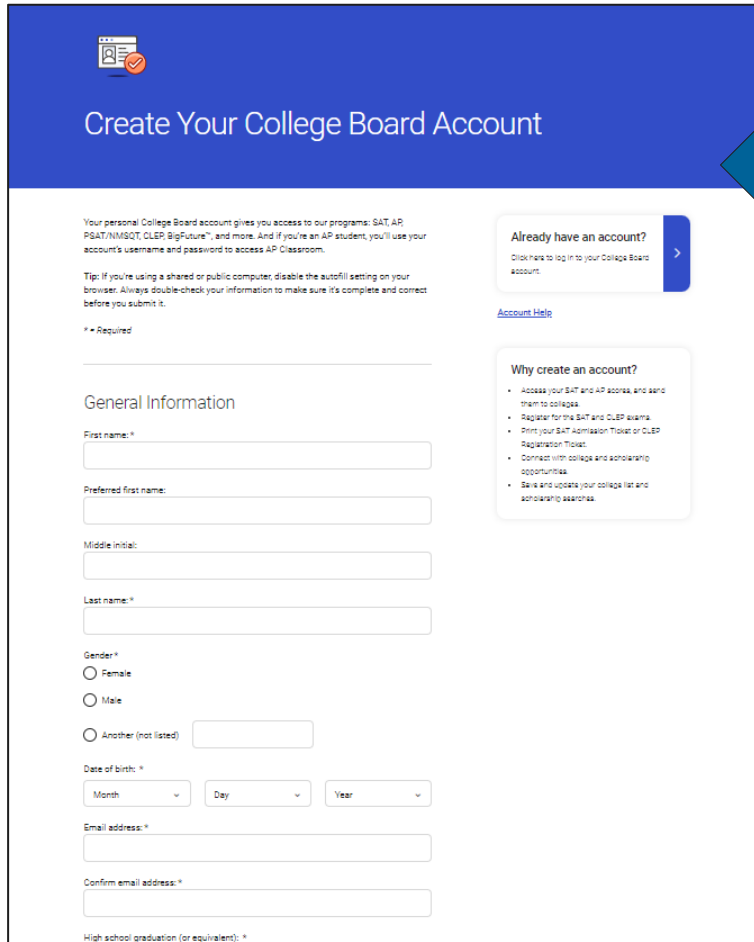
[Batch Score Report PDFs](#)



Educators can generate PDF score reports for all students.

- Click the **"Batch Score Report PDFs"** option on the reporting dashboard and provide the test administration and grades in order to generate student PDF score reports.
- One batch PDF file that includes student score reports for the requested administration will be generated.
- The batch file will be posted in the "Reports You Scheduled" section of Downloads within 24 hours of submitting the report request.

Accessing Scores - Students



Create Your College Board Account

Your personal College Board account gives you access to our programs: SAT, AP, PSAT/NMSQT, CLEP, BigFuture™, and more. And if you're an AP student, you'll use your account's username and password to access AP Classroom.

Tip! If you're using a shared or public computer, disable the autofill setting on your browser. Always double-check your information to make sure it's complete and correct before you submit it.

* = Required

General Information

First name: *

Preferred first name:

Middle initial:

Last name: *

Gender: *

Female

Male

Another (not listed)

Date of birth: *

Month Day Year

Email address: *

Confirm email address: *

High school graduation (or equivalent): *

Already have an account?
Click here to log in to your College Board account.

[Account Help](#)

Why create an account?

- Access your SAT and AP scores, and send them to colleges.
- Register for the SAT and CLEP exams.
- Print your SAT Admission Ticket or CLEP Registration Ticket.
- Connect with college and scholarship opportunities.
- Save and update your college list and scholarship searches.

Online Score Report

In order to access scores from the ISBE-provided SAT with Essay, PSAT 10, and PSAT 8/9 administration, students can create an online [College Board account](#).

College Board accounts give students access to programs such as SAT, PSAT 10, PSAT 8/9, AP, PSAT/NMSQT, and BigFuture™.

Students who already have College Board accounts can use their credentials to sign in and access online score reports at [collegeboard.org](#).

SAT[®] with Essay Scores

Your SAT[®] with Essay Online Score Report Explained

The College Board student score reports portal will list all your available SAT Suite of Assessments score reports.

Go to [Student Score Reports](#) and sign into your College Board student account.

The entry screen for each score report will show the total score and section scores you received for that test.

Hi, David.

SAT with Essay Your Total Score
1010 | 400 to 1600

11th Grade

Your Evidence-Based Reading and Writing Score
490 | 200 to 800

Your Math Score
520 | 200 to 800

>

Click on the box containing your score to go to your score report.

Your SAT[®] with Essay Online Score Report Explained

[Understanding Your SAT Score Report](#)

Understanding Your SAT[®] Score Report

 CollegeBoard

SAT[®]

Your SAT[®] with Essay Online Score Report Explained

[Interpreting Your SAT Scores](#)

SAT with Essay Scores Reported	Details	Score Range
Total Score	Sum of the 2 section scores.	400-1600
Section scores (2)	Evidence-Based Reading and Writing, and Math.	200-800
Test scores (3)	Reading, Writing and Language, and Math.	10-40
SAT Essay scores (3)	Reading, Analysis, and Writing.	2-8
Cross-test scores (2)	Analysis in History/Social Studies and Analysis in Science. Based on selected questions in the Reading, Writing and Language, and Math Tests. These scores show how well you use your skills to analyze texts and solve problems in these subject areas.	10-40
Subscores (7)	Reading and Writing and Language: Command of Evidence and Words in Context. Writing and Language: Expression of Ideas and Standard English Conventions. Math: Heart of Algebra, Problem Solving and Data Analysis, and Passport to Advanced Math.	1-15

Your SAT[®] with Essay Online Score Report Explained

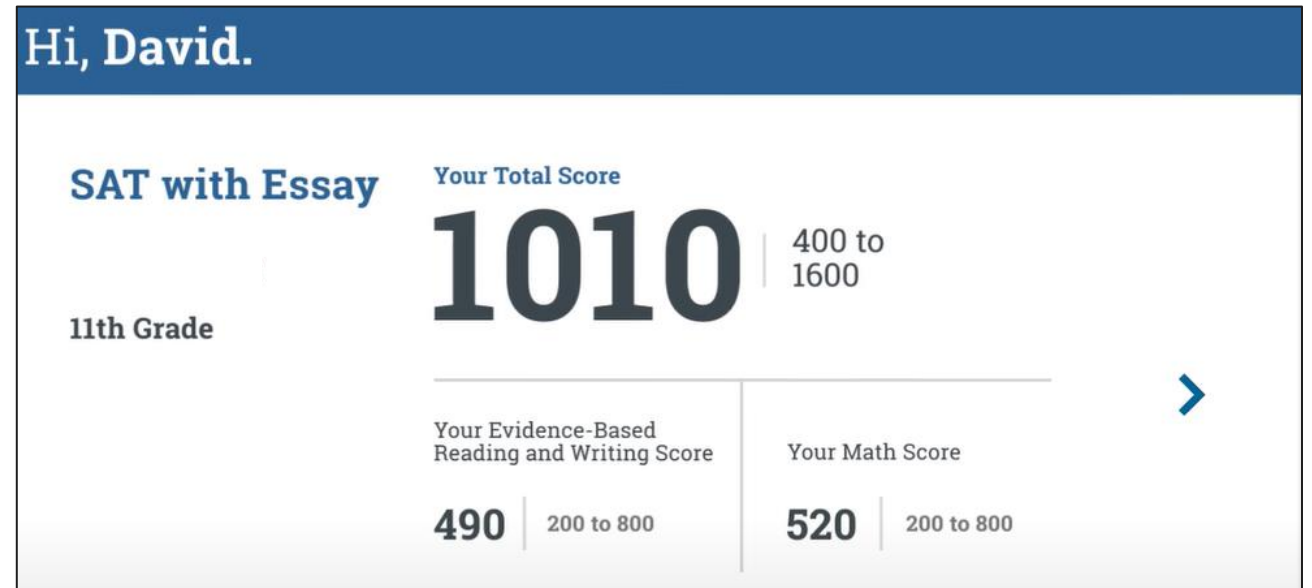
Score Details: Total Scores and Section Scores

Total Score

Next to your SAT with Essay score is “400 to 1600” indicating that the range of possible scores on the SAT is 400–1600.

Section Scores

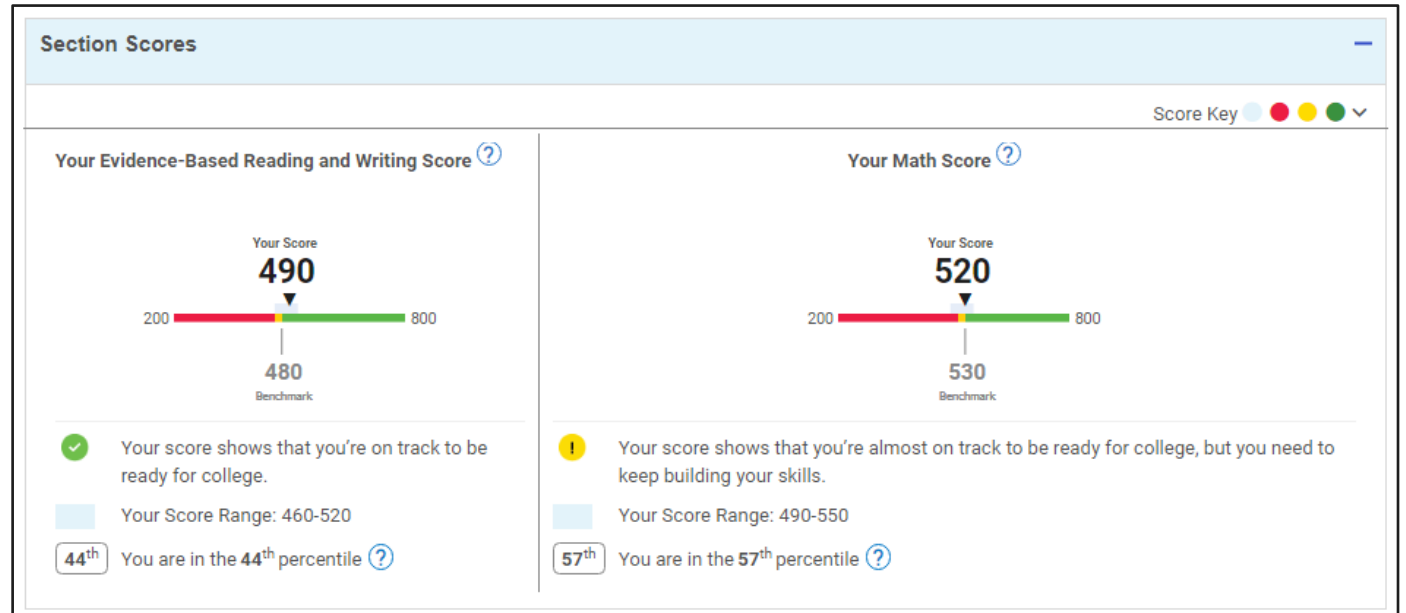
After the total score are your two section scores, Evidence-Based Reading and Writing and Math. The range of each section score is 200-800. The sum of the two section scores produces the total score.



Your SAT[®] with Essay Online Score Report Explained

Score Details: Section Scores

This part of the section score report presents test scores in the context of benchmarks for college readiness, indicating whether a student is on track, almost on track, or in need of improvement.



Your SAT[®] with Essay Online Score Report Explained

Score Details: Test Scores and Cross-Test Scores

The **Score Details** tab on your score report gives you detailed information about the different parts of your test.

Test Scores

Your three test scores are Reading, Writing and Language, and Math.

The Reading Test and the Writing and Language Test are combined into one section.

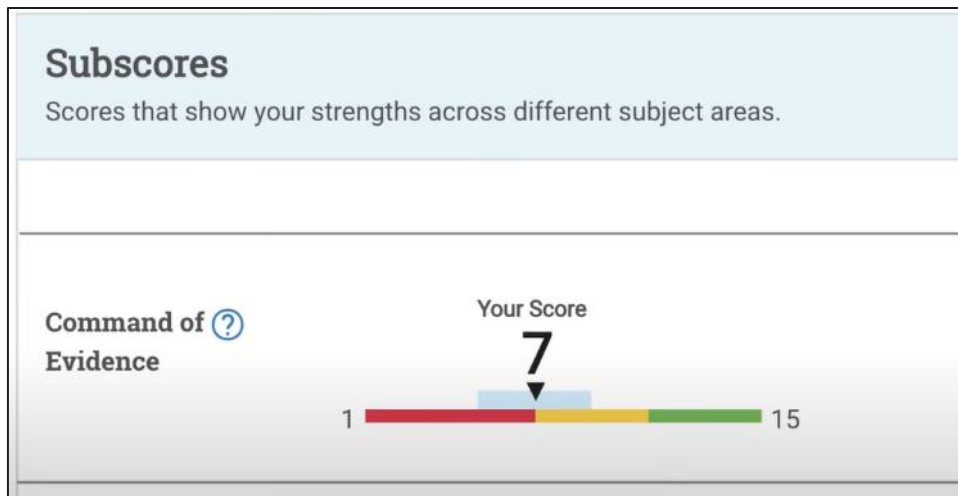
Cross-Test Scores

Your score report contains two cross-test scores: Analysis in Science and Analysis in History/Social Studies. They're called "cross-test" scores because the questions that make up this part of your score are drawn from all three tests.

Test Scores		
26 10–40 Reading	23 10–40 Writing and Language	26.0 10–40 Math
Cross-Test Scores 10–40		
26 Analysis in History/Social Studies	23 Analysis in Science	

Your SAT[®] with Essay Online Score Report Explained

Score Details: Subscores



These seven subscores reflect how well you did on specific types of questions that appear on the SAT:

- Command of Evidence
- Words in Context
- Expression of Ideas
- Standard English Conventions
- Heart of Algebra
- Problem Solving and Data Analysis
- Passport to Advanced Math

The color ranges indicate a student's college readiness:

- Red: Need to strengthen skills
- Yellow: Close to being on track for college readiness
- Green: On track for college readiness

Your SAT[®] with Essay Online Score Report Explained

Score Details: Essay

Since you took the SAT with Essay, you'll also find a scanned copy of your response in the section "Essay Details."

The screenshot shows the 'Essay Details' tab selected in the top navigation bar. Below the navigation bar, there is a 'Download Your Essay Report' button. The main content area displays 'Essay Scores' with three columns: 'Essay - Reading', 'Essay - Analysis', and 'Essay - Writing'. Each column shows a score of 4 out of 8. There are also links for 'Essay Skills Insight' and 'SAT Essay Scoring' with a link to 'Learn more about how your essay was scored.'

Essay - Reading	Essay - Analysis	Essay - Writing
4 2 to 8	4 2 to 8	4 2 to 8

Your Essay

Essay Image, Page 1 of 4

BEGIN YOUR ESSAY HERE.

In Paul Bogard's essay "Let there be Dark" he emphasizes the importance of natural darkness. Bogard begins his argument by first providing a story from his personal experience, appealing to the reader by using imagery. "I knew night skies in which meteors left smoky trails across sugary spreads of stars." In this sentence, Bogard

Your SAT[®] with Essay Online Score Report Explained

Score Details: Score Sends

After your section scores, your score recipients are listed.

Recipients are colleges or scholarship programs to which you indicated you wanted your scores sent.

The score recipients section indicates the date your scores were sent and the status (whether they were sent, and if not, why not).


University of Illinois at Urbana-Champaign		
Champaign, IL DI Code: 1836		
Test	Date Sent	Status
▼	⌵	⌵
SAT School Day, 4/13/2022	4/13/2022	✓ Sent

Toolkit Resources

The following documents can be shared with students and families.

SAT CollegeBoard

SAT[®] Understanding Scores



The SAT with Essay

What the SAT Measures

The SAT reinforces what students are learning in their classrooms while measuring the skills and knowledge that research shows are the most important for success in college and career. It includes the following sections.

EVIDENCE-BASED READING AND WRITING

This section is made up of a Reading Test and a Writing and Language Test, each composed of multiparagraph passages and multiple-choice questions.

The Reading Test measures comprehension and reasoning skills and focuses on close reading of passages in a wide array of subject areas. The Writing and Language Test measures a range of skills, including command of evidence, expression of ideas, and the use of standard English conventions in grammar and punctuation.

MATH

This section includes multiple-choice and student-produced response questions, and it is divided into two portions: one that allows calculator use and one that does not. It assesses skills in algebra, problem solving and data analysis, manipulation of complex equations, geometry, and trigonometry.

ESSAY

The Essay asks students to read a high-quality source text and write an effective analysis of that text using evidence drawn from the source. It measures a range of skills in reading, analysis, and writing.

How the SAT Is Scored

Students receive a total score that is the sum of their scores on the two sections (Evidence-Based Reading and Writing and Math). The SAT Essay is scored separately.

To calculate section scores, we first compute the student's raw score—the number of questions correctly answered—for each section. Nothing is deducted for incorrect answers or for unanswered questions.

Next, we convert each of the raw section scores to a scaled score of 200–800. This conversion process adjusts for slight differences in difficulty among versions of the test and provides a score that is consistent across different versions. The scaled scores are the scores provided on score reports.

SAT CollegeBoard

Cómo interpretar los resultados del SAT



El SAT con Ensayo

¿Qué mide el SAT?

El SAT refuerza lo que aprenden los estudiantes en las aulas, además de medir las habilidades y el conocimiento que, según las investigaciones, resultan más importantes para alcanzar el éxito tanto en la universidad como en la carrera.

Incluye las siguientes secciones:

LECTURA Y ESCRITURA BASADAS EN EVIDENCIAS

Esta sección consta de dos pruebas, una de Lectura y otra de Escritura y Lenguaje, cada una de ellas compuesta de fragmentos de varios párrafos y preguntas de opción múltiple.

La prueba de Lectura mide las destrezas de comprensión y razonamiento y se enfoca en la lectura atenta de fragmentos de una gran variedad de temas. La prueba de Escritura y Lenguaje mide un rango de destrezas que incluyen el dominio de evidencias, expresión de ideas y la aplicación de las normas estándar de gramática y puntuación del inglés.

MATEMÁTICAS

Esta sección incluye preguntas con respuestas generadas por el estudiante y de opción múltiple, y se divide en dos partes: una que permite el uso de la calculadora y otra que no. Evalúa las destrezas en álgebra, resolución de problemas y análisis de datos, manipulación de ecuaciones complejas, geometría y trigonometría.

ENSAYO

El Ensayo es una prueba que pide a los estudiantes que lean un texto de una fuente de alta calidad y escriban un análisis eficaz de dicho texto usando evidencia tomada de la fuente. Mide un rango de destrezas en lectura, análisis y escritura.

¿Cómo se califica el SAT?

Los estudiantes reciben un puntaje total que es la suma de sus puntajes en las dos secciones (Lectura y Escritura basadas en evidencias y Matemáticas). El Ensayo del SAT se califica por separado.

Para calcular los puntajes de cada sección, primero calculamos el puntaje directo del estudiante (la cantidad de preguntas que respondió correctamente) en cada sección. No se resta nada por las respuestas equivocadas o por las preguntas sin contestar.

Después convertimos los puntajes directos de cada sección a un puntaje estandarizado que va de los 200 a los 800 puntos. Este proceso de conversión ajusta las pequeñas diferencias que pueda haber en la dificultad entre las diferentes versiones del examen y da un puntaje que es consistente con todas las diferentes versiones. Los puntajes estandarizados son los que aparecen en el informe de resultados.

CollegeBoard SAT

Understanding Your Score Report

SAT

Visit sat.org/scores for more help interpreting and sending your scores.

TOTAL SAT SCORE

Total SAT[®] scores range from 400 to 1600. Your total score is the sum of your section scores.

SECTION SCORES

The section scores for Evidence-Based Reading and Writing and for Math each range from 200 to 800. To arrive at each section score, we converted your raw score, which is the number of questions you answered correctly. There's no penalty for guessing.

We convert raw scores to adjust for slight differences in difficulty between versions of the test, making sure there's no advantage in taking the test on any particular day.

PERCENTILES

Percentiles give you perspective on your performance. They show the percentage of students whose scores are equal to or below your score. One kind of percentile, Nationally Representative Sample Percentile, compares your score to the scores of a representative group of 11th- and 12th-grade U.S. students. The other, SAT User Percentile, compares your score to those of typical SAT test takers.

BENCHMARKS

The benchmark icon is another way to gain perspective. A checkmark shows you scored at or above the benchmark (480 for Evidence-Based Reading and Writing and 530 for Math). This means you're on track to be ready for college when you graduate.

An exclamation point shows you scored below the benchmark. Use the feedback and tips in your online report at sat.org/scorereport to get back on track.

ESSAY SCORES

The Essay asks students to read a high-quality source text and write an effective analysis of that text using evidence drawn from the source. It measures a range of skills in reading, analysis, and writing.

CollegeBoard SAT

SAT Score Report

Test Date: April 10, 2021
 Report Number: 123456789
 Test Location: Test Center
 Test Center Address: 12345
 City: New York, NY 10001
 High School: High School
 High School Address: 12345

Test Scores

Total Score 1010

Section Scores

Reading and Writing 490 | 200-800
 Total Raw Score: 520

Math 520 | 200-800
 Total Raw Score: 590

Essay Score 4 | 1-12

Percentiles

Nationally Representative Sample Percentile 22 | 10-47
SAT User Percentile 27 | 10-47

Cross-Test Scores 23 | 10-47
Writing and Language 23
Math 23

Get your full report online at sat.org/scorereport

Score Report

TEST SCORES

Test scores for Reading, Writing and Language, and Math range from 10 to 40. The Math Test score is reported to the nearest half point.

CROSS-TEST SCORES AND SUBSCORES

Cross-test scores have a range of 1–15. They highlight your strengths and suggest areas for improvement.

<https://www.isbe.net/Pages/sat-psat.aspx>

Tips for Helping Students with SAT[®] with Essay Online Score Reports

[Tips for Helping Students](#)

Use these tips to help students use their scores for practice, scholarships, and more:

Free score sends

If students are eligible for an SAT fee waiver, they can send as many score reports as they want free of charge.

Colleges, majors, and careers

Inform your students of free tools to discover which colleges and programs are right for them.

[BigFuture College Search](#): Students can find out how freshmen at their top-pick college scored on the SAT to learn whether their scores will help them with admission.

Scholarship opportunities

Make sure your students use their SAT scores to access scholarships from [BigFuture Scholarships](#).

PSAT 10

PSAT 10

The PSAT 10 and the SAT are very similar tests, and your score on the PSAT 10 can give you an idea of how you'll do when you take the SAT.


Your PSAT 10 score report gives you valuable information about strengths and areas in which you can improve. You can use this information to prepare for the SAT and improve your score.

Your PSAT 10 Online Score Report Explained

[Your PSAT 10 Score Explained](#)



Understanding Your PSAT™ 10 Score Report

 CollegeBoard

PSAT™ 10

Your PSAT 10 Online Score Report Explained

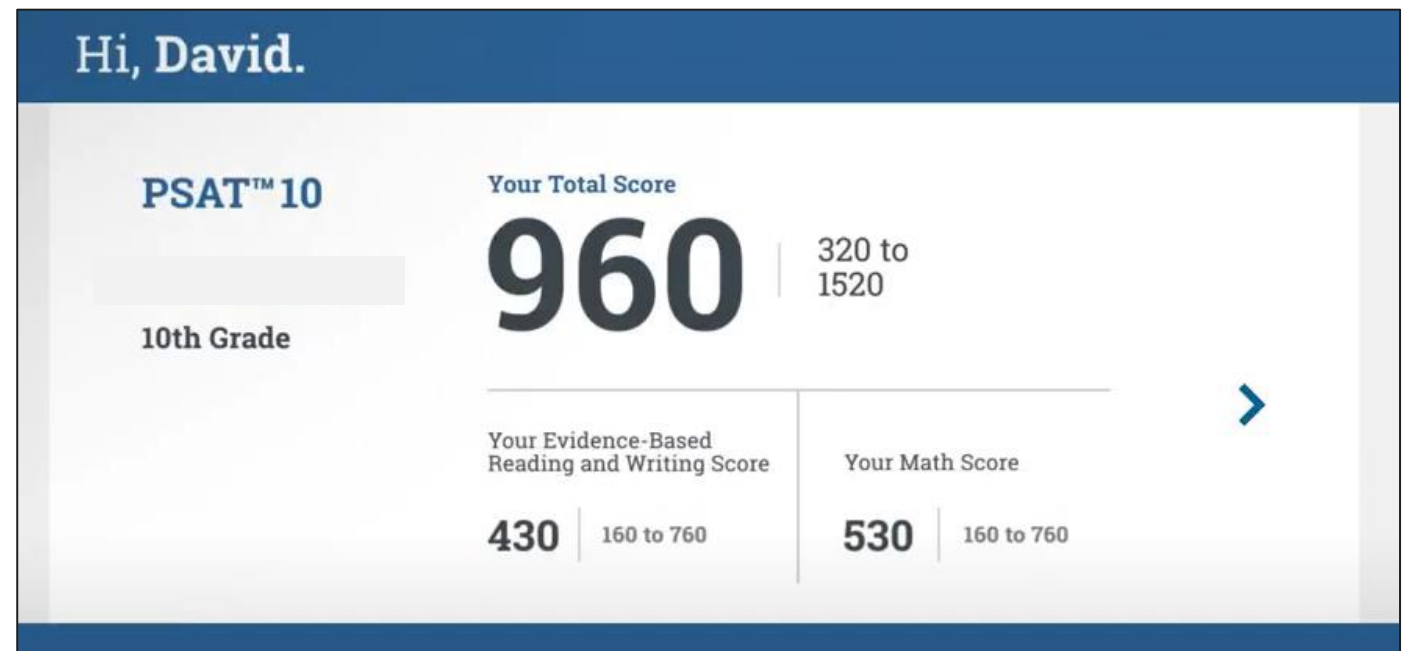
Score Details: Total Scores and Section Scores

Total Score

Your total score is reported in the range of 320–1520.

Your total score is the sum of the two section scores:

- Evidence-Based Reading and Writing
- Math



Your PSAT 10 Online Score Report Explained

Score Details: Section Scores

Section Scores

The Evidence-Based Reading and Writing and Math section scores have a possible range of 160–760.

- Red: Need to strengthen skills
- Yellow: Close to being on track for college readiness
- Green: On track for college readiness



Your PSAT 10 Online Score Report Explained

Score Details: Test Scores and Cross-Test Scores

Test Scores

The PSAT 10 contains three tests: Reading, Writing and Language, and Math. The Reading Test and the Writing and Language Test are combined into one section score.

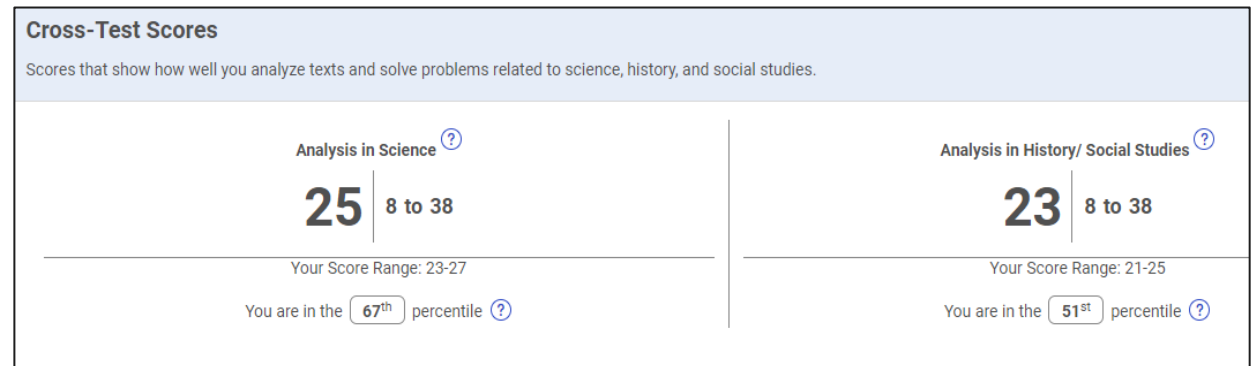
For each test you'll see your individual test score in the range of 8–38.

Cross-Test Scores

The two cross-test scores are Analysis in Science and Analysis in History/Social Studies.

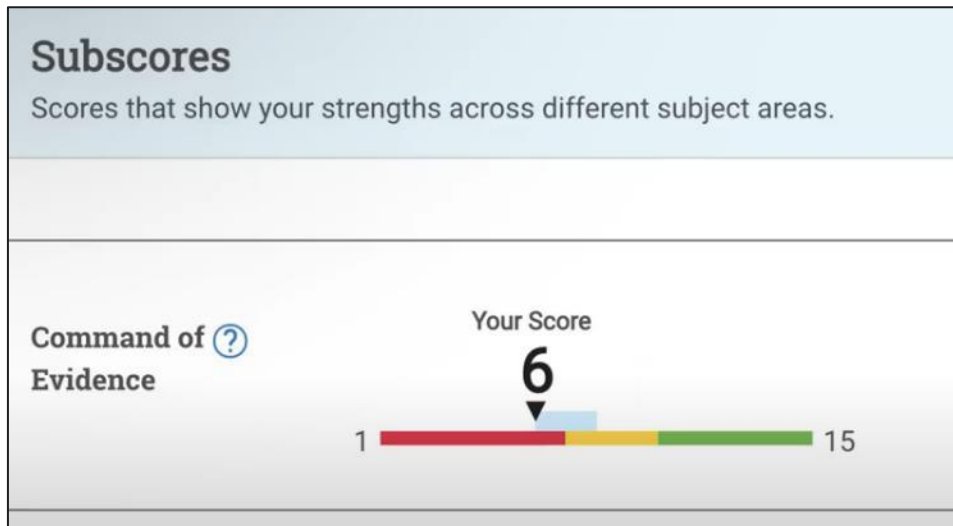
They're called "cross-test" scores because the questions that make up this part of your score are drawn from all three tests.

The cross-test scores have a range of 8–38.



Your PSAT 10 Online Score Report Explained

Score Details: Subscores



Subscores

Seven subscores reflect how well you did on specific types of questions that appear on the PSAT 10.

Each of the subscores is in the range of 1–15.

The subscores are the following:

- Command of Evidence
- Words in Context
- Expression of Ideas
- Standard English Conventions
- Heart of Algebra
- Problem Solving and Data Analysis
- Passport to Advanced Math

The color ranges indicate a student's college readiness:

- Red: Need to strengthen skills
- Yellow: Close to being on track for college readiness
- Green: On track for college readiness

Toolkit Resources

The following documents can be shared with students and families.

CollegeBoard PSAT 10



Connect Your Child to the Benefits of the PSAT 10

The PSAT™ 10 is an assessment designed for tenth-grade students and administering the PSAT 10 gives schools actionable benchmarks to support your child's growth on the path to college and career.

The test has the same types of questions and format as the SAT, so it's a great checkpoint for you and your child. **The test results help students:**

- Review Actionable Data
- Receive Free, Personalized SAT Prep
- Access Advanced Coursework
- Learn About Opportunities

For more information about how the PSAT 10 can help you and your child plan for their future, visit psat.org/journey.

CollegeBoard PSAT 10

The PSAT 10

What the PSAT 10 Measures

The PSAT 10 measures the skills and knowledge that research shows are the most important for success in college and career. The Reading Test measures comprehension and reasoning skills and focuses on close reading of passages in a wide array of subject areas. The Writing and Language Test measures a range of skills, including command of evidence, expression of ideas, and the use of standard English conventions in grammar and punctuation. The Math Test covers a range of math practices, with an emphasis on problem solving, modeling, using tools strategically, and using algebraic structure.

Section Scores

Your students receive scores in the range of 160–760 for each of the two sections. The Evidence-Based Reading and Writing section score combines the scores for the Reading Test and the Writing and Language Test. The Math section score is derived from the Math Test score, including the calculator and no-calculator portions.

Test Scores

The range for the following test scores is 8–38:

- Reading
- Writing and Language
- Math

Cross-Test Scores

The range for cross-test scores is also 8–38. These scores represent student performance on select questions across the three tests and show a student's strengths in the following domains:

- Analysis in History/Social Studies
- Analysis in Science

Subscores

Subscores in the range of 1–15 offer feedback on student performance in the following skill areas:

- Command of Evidence
- Words in Context
- Expression of Ideas
- Standard English Conventions
- Heart of Algebra
- Problem Solving and Data Analysis
- Passport to Advanced Math

How the PSAT 10 Is Scored

Students receive a total score that is the sum of their scores on the two sections (the Evidence-Based Reading and Writing section and the Math section).

To calculate section scores, we first compute the student's raw score—the number of questions correctly answered—for each section. Nothing is deducted for incorrect answers or for unanswered questions.

Next, we convert the raw Reading Test score and the raw Writing and Language Test score to scaled test scores of 8–38. Then, we combine these to produce a scaled Evidence-Based Reading and Writing section score of 160–760. We also combine the raw Math Test scores and convert them to a scaled Math section score of 160–760. This conversion process adjusts for slight differences in difficulty among versions of the test and provides a score that is consistent across different versions. The scaled scores are the scores provided on score reports.

Total Score

The total score is the sum of the two section scores; its range is 320–1520.

CollegeBoard PSAT 10


TUTORIAL

Understanding 2022 PSAT 10 Results

Access the student score report and discover next steps.

Viewing the Score Report

Students may log in to their College Board account or create one at studentscores.collegeboard.org. A dashboard will show their most recent scores.



Total Score
Selecting the arrow next to the score leads to their detailed score report.

Section Scores


This student's Evidence-Based Reading and Writing score is 450, and their Math score is 460. In both Evidence-Based Reading and Writing and Math, the student's score has reached the benchmark. This means they are on track for college readiness.

Percentiles

This student scored as well as or better in Evidence-Based Reading and Writing than 39% of a nationally representative group of sophomores. In Math, they scored as well as or better than 17% of a nationally representative group of sophomores.

Score Details

Selecting Score Details takes the student to more information about test scores and subscores.



Score Overview

CollegeBoard PSAT 10


TUTORIAL

Explicación sobre los Resultados de 2022 del PSAT 10

Acceda al informe de la puntuación de la estudiante y conozca los próximos pasos.

Visualización del informe de resultados

Los estudiantes deben iniciar sesión en su cuenta de College Board o crear una nueva en studentscores.collegeboard.org. Habrá un panel de Instrumentos donde se mostrarán sus resultados más recientes.



Total Score
Seleccionando la flecha que apunta a la puntuación conduce a su informe de puntuación detallado.

Puntuaciones por sección


La puntuación del estudiante en Lectura y Redacción Basada en Evidencia es 450, y en Matemáticas es 460. Tanto en Lectura y Redacción Basada en Evidencia como en Matemáticas, la puntuación del estudiante alcanzó la puntuación de referencia. Esto significa que está en camino de prepararse para la universidad.

Percentiles

En Lectura y Redacción Basada en Evidencia, el estudiante alcanzó una puntuación tan buena o superior a la del 39% de un grupo representativo a nivel nacional de estudiantes de nivel secundario. En Matemáticas, alcanzó una puntuación tan buena o superior a la del 17% de un grupo representativo a nivel nacional de estudiantes de nivel secundario.

Detalles de las puntuaciones

Al seleccionar Detalles de las puntuaciones, se dirige al estudiante a más información sobre las puntuaciones y subpuntuaciones de los estudiantes.



Descripción general de la puntuación

<https://www.isbe.net/Pages/sat-psat.aspx>

Tips for Helping Students with PSAT 10 Online Score Reports

Follow these tips to help students use their scores for practice, scholarships, and more:

Colleges, majors, and careers

Inform your students of free tools to discover which colleges and programs are right for them by using [BigFuture College Search](#).

Scholarship opportunities

Read information about accessing scholarships in your junior year from [College Board Opportunity Scholarships](#).

PSAT 8/9

Your PSAT 8/9 Online Score Report Explained

Score Details: Total Scores and Section Scores

Total Score

The top portion of your score report contains your total score.

Your total score is reported in the range of 240–1440.

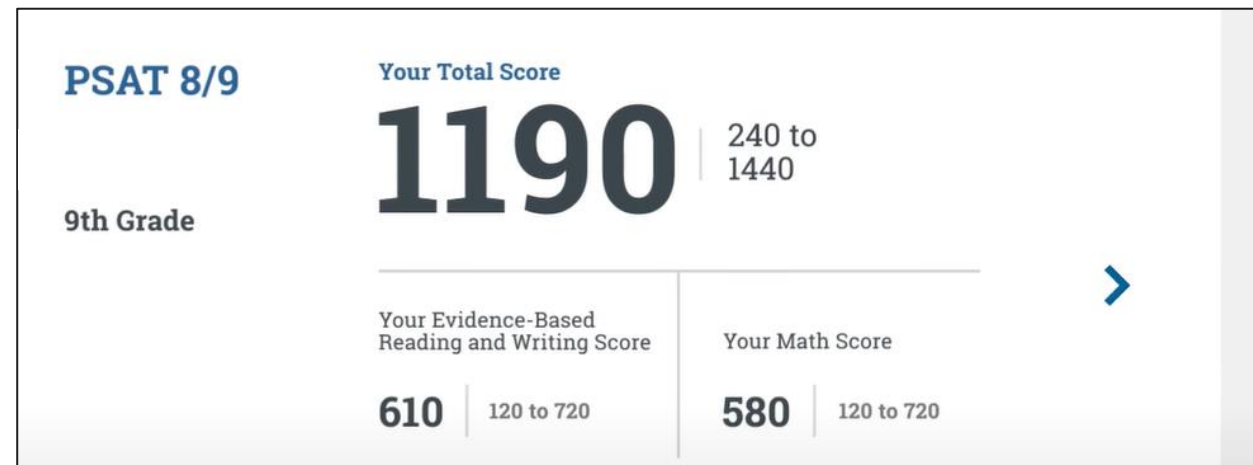
These numbers are the range of possible scores on the PSAT 8/9.

Section Scores

The total score is the sum of the two section scores:

- Evidence-Based Reading and Writing
- Math

Each of these two section scores is reported in the range of 120–720.



Your PSAT 8/9 Online Score Report Explained

[Your PSAT 8/9 Score Explained](#)



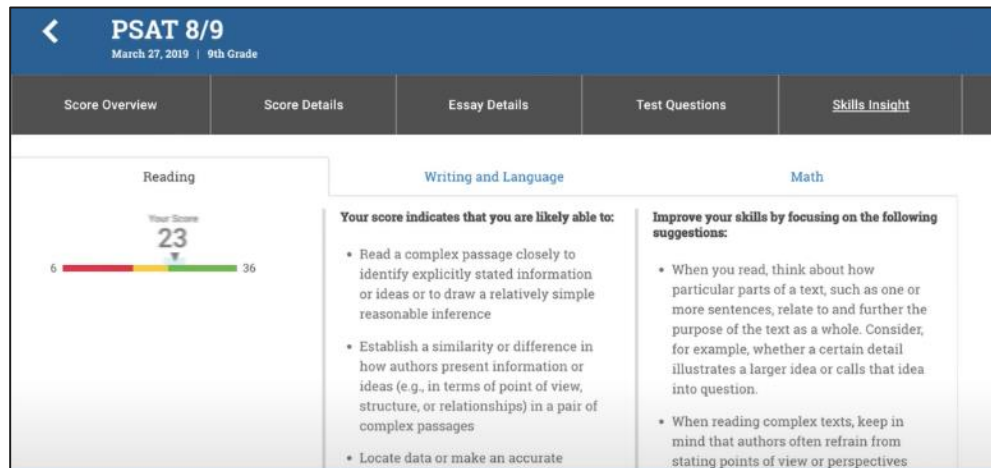
Viewing Your
PSAT™ 8/9 Scores

 CollegeBoard

PSAT™ 8/9

Your PSAT 8/9 Online Score Report Explained

Score Details: Test Scores and Cross-Test Scores



Test Scores

The PSAT 8/9 contains three tests: Reading, Writing and Language, and Math.

The Reading Test and the Writing and Language Test are combined into one section score.

For each test you'll see your individual test score in the range of 6–36.

Cross-Test Scores

The two cross-test scores are Analysis in Science and Analysis in History/Social Studies.

They're called "cross-test" scores because the questions that make up this part of your score are drawn from all three tests.

The cross-test scores have a range of 6–36.

The color ranges indicate a student's college readiness:

- Red: Need to strengthen skills
- Yellow: Close to being on track for college readiness
- Green: On track for college readiness

Your PSAT 8/9 Online Score Report Explained

Score Details: Subscores

Subscores

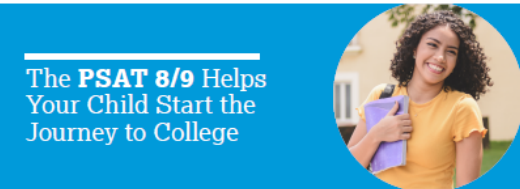
Six subscores reflect how well you did on specific types of questions that appear on the PSAT 8/9. Each of the subscores is in the range of 1–15.

The subscores are the following:

- Command of Evidence
- Words in Context
- Expression of Ideas
- Standard English Conventions
- Heart of Algebra
- Problem Solving and Data Analysis

Toolkit Resources

The following documents can be shared with students and families.



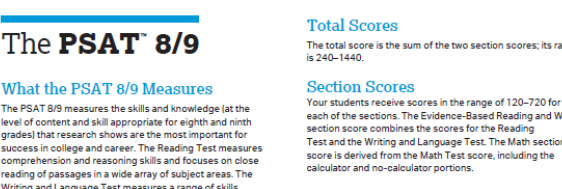
The PSAT[®] 8/9 Helps Your Child Start the Journey to College

The PSAT[™] 8/9 is an assessment designed for ninth-grade students and focuses on what evidence shows matters most to ensure students are on track for college and career success.

PSAT 8/9 scores help guide your child's academic progress and provide an early indication of college readiness. **The test results help students:**

- Recognize Strengths**
Data from the PSAT 8/9 may provide insight into your child's strengths and what skills they should acquire. Your child receives detailed score reports in their online student score account. Visit account.collegeboard.org.
- Choose High School Courses**
Knowing their strengths and what skills they should acquire can help you and your child choose the right classes as they progress through high school. Data from the PSAT 8/9 may help determine whether they're ready for college-level Advanced Placement (AP) courses starting their sophomore year.
- Learn About Opportunities**
You and your child can start receiving information to help plan for college. The College Board's college planning website, BigFuture[™], helps students find and apply to colleges and guides them toward resources that can help them pay for college. Learn more at bigfuture.org.

For more information about how the PSAT 8/9 can help you and your child plan for their future, visit psat.org/8-9.



The PSAT[™] 8/9

What the PSAT 8/9 Measures
The PSAT 8/9 measures the skills and knowledge (at the level of content and skill appropriate for eighth and ninth grades) that research shows are the most important for success in college and career. The Reading Test measures comprehension and reasoning skills and focuses on close reading of passages in a wide array of subject areas. The Writing and Language Test measures a range of skills, including command of evidence, expression of ideas, and the use of standard English conventions in grammar and punctuation. The Math Test covers a range of math practices, with an emphasis on problem solving, modeling, using tools strategically, and using algebraic structure.

How the PSAT 8/9 Is Scored
Students receive a total score that is the sum of their scores on the two sections (the Evidence-Based Reading and Writing section and the Math section).

To calculate section scores, we first compute the student's raw score—the number of questions correctly answered—for each section. Nothing is deducted for incorrect answers or for unanswered questions.

Next, we convert the raw Reading Test score and the raw Writing and Language Test score to scaled test scores of 6–36. Then, we combine these to produce a scaled Evidence-Based Reading and Writing section score of 120–720. We also combine the raw Math Test scores and convert them to a scaled Math section score of 120–720. This conversion process adjusts for slight differences in difficulty among versions of the test and provides a score that is consistent across different versions. The scaled scores are the scores provided on score reports.

Total Scores
The total score is the sum of the two section scores; its range is 240–1440.

Section Scores
Your students receive scores in the range of 120–720 for each of the sections. The Evidence-Based Reading and Writing section score combines the scores for the Reading Test and the Writing and Language Test. The Math section score is derived from the Math Test score, including the calculator and no-calculator portions.

Test Scores
The range for the following test scores is 6–36:


- Reading
- Writing and Language
- Math

Cross-Test Scores
The range for cross-test scores is also 6–36. These scores represent student performance on select questions across the three tests and show a student's strengths in the following domains:

- Analysis in History/Social Studies
- Analysis in Science

Subscores
Subscores in the range of 1–15 offer feedback on student performance in the following skill areas:

- Command of Evidence
- Words in Context
- Expression of Ideas
- Standard English Conventions
- Heart of Algebra
- Problem Solving and Data Analysis



TUTORIAL

Understanding 2022 PSAT[™] 8/9 Results

Access the student score report and discover next steps.

Viewing the Score Report
Students who are 13 years old or over may log in to their College Board account or create one at studentscores.collegeboard.org. A dashboard will show their most recent scores.

Total Score
Selecting the arrow next to the score leads to the detailed score report.

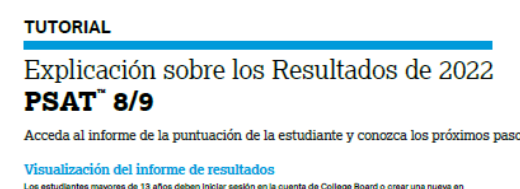
Section Scores
This student's Evidence-Based Reading and Writing score is 430, and their Math score is 530. In Evidence-Based Reading and Writing, the student's score is approaching the benchmark, but they are not quite on track for college readiness.

In Math, however, they are exceeding the benchmark and are on track.

Percentiles
This student scored as well as or better than 95% of a nationally representative group of eighth- or ninth-graders, depending on the student's grade.

In Math, they scored as well as or better than 65% of a nationally representative group of eighth- or ninth-graders, depending on the student's grade.

Score Details
Selecting Score Details takes the student to more information about test scores and subscores.



TUTORIAL

Explicación sobre los Resultados de 2022 PSAT[™] 8/9

Acceda al informe de la puntuación de la estudiante y conozca los próximos pasos.

Visualización del informe de resultados
Los estudiantes mayores de 13 años deben iniciar sesión en la cuenta de College Board o crear una nueva en studentscores.collegeboard.org. Habrá un panel de Instrumentos donde se mostrarán sus resultados más recientes.

Puntuación total
Si selecciona la flecha que se encuentra junto a la puntuación, verá el gráfico y su informe de puntuación detallado.

Puntuaciones por sección
La puntuación de la estudiante en Lectura y Redacción Basada en Evidencia es 430, y en Matemáticas es 530. En Lectura y Redacción Basada en Evidencia, su puntuación del estudiante se acerca a la referencia, pero no se encuentra lo suficiente para la preparación universitaria.

En embargo, en Matemáticas, supera la referencia y se encuentra adelantada.

Percentiles
En Lectura y Redacción Basada en Evidencia, esta estudiante obtuvo una puntuación que superó a la del 95 % de un grupo representativo a nivel nacional de estudiantes de octavo o noveno grado, según el grado del estudiante.

En Matemáticas, obtuvo una puntuación que superó a la del 65 % de un grupo representativo a nivel nacional de estudiantes de octavo o noveno grado, según el grado del estudiante.

Detalles de las puntuaciones
Al seleccionar Detalles de las puntuaciones, se dirige al estudiante a más información sobre las puntuaciones y subpuntuaciones de los alumnos.

<https://www.isbe.net/Pages/sat-psat.aspx>

Tips for Helping Students with PSAT 8/9 Online Score Reports

Use these tips to help students use their scores for practice and discover free college search tools.

SAT practice

Let your students know that they can send their scores to [Khan Academy](#)[®] for a free, personalized SAT practice plan based on their test results.

Colleges, majors, and careers

Inform your students of free tools to discover which colleges and programs are right for them by using [BigFuture College Search](#).

Advanced Placement (AP) AP Potential™

Advanced Placement (AP) AP Potential™

<https://appotential.collegeboard.org/>

AP Potential uses scores from the SAT with Essay, PSAT 10, and PSAT 8/9 to provide predictions for AP Exams.

AP Potential identifies students who are likely to succeed in AP courses and on AP Exams.

Students with AP Potential for a particular AP course have a 60% or greater chance of earning a 3 or better on that exam.

Students are able to see their AP Potential in their College Board accounts.

Your AP Potential

Your AP Potential is updated each time you participate in a PSAT-related or SAT assessment.

On your score report, click the **AP Potential** tab to view a list of all AP courses for which you are prepared to take based on your score.

AP Potential

For 11th graders, AP Potential is predicted for 21 courses

HAS POTENTIAL	HAS SOME POTENTIAL	NOT YET DEMONSTRATING POTENTIAL	View All Courses
6 Courses	13 Courses	2 Courses	

Student Score Reports | Dashboard | My Score Reports | **AP Potential** | Popular Tools | End Demo | ? Help

AP Potential for SAT with Essay

Explore AP

Taking an exam in the SAT Suite of Assessments also measures your potential for Advanced Placement® (AP for short). So, what is AP? It's a program that gives students like you the opportunity to take college-level courses and potentially earn college credit while still in high school. AP offers 38 courses in a wide variety of subjects from computer science and physics to U.S. history and psychology.

Scroll down to see a list of AP courses you might do well in based on your test scores. To see the full list of courses and descriptions, visit exploreap.org, and remember to ask your counselor about which courses are available at your school. Don't see any AP courses listed below? Try [linking your scores](#) here or contact Customer Service at 866-756-7346 for assistance.

College, Here You Come

Taking challenging courses like AP is one of the best ways to prepare for college. AP courses can help you stand out in college admission, earn college credit, skip introductory classes, and build college skills and confidence—setting you up for success in college and beyond.

[View all AP Courses](#)

AP Potential™ Key

- Potential** (3 green dots)
Your scores show that you have the potential for success in this course. Speak with your teachers or school counselor to see if you've taken the appropriate prerequisite courses and find out how you can enroll.
- Some Potential** (2 green dots, 1 white dot)
Your scores show that you have some potential for success in this AP course. Having interest in the course subject as well as dedication to working hard will increase your chances for success. Speak with your teachers or school counselor to see if you've taken the appropriate prerequisite courses and find out how you can enroll.
- Potential Not Yet Indicated** (1 green dot, 2 white dots)
Your scores show that you may need more preparation and support to be successful in this course. Share your goals and interests with your teachers and school counselor, and learn which high school courses can prepare you for AP courses in the future. If you're already taking an AP course, you can still succeed through hard work and motivation. Talk to your teachers regularly so they can support you.

BigFuture

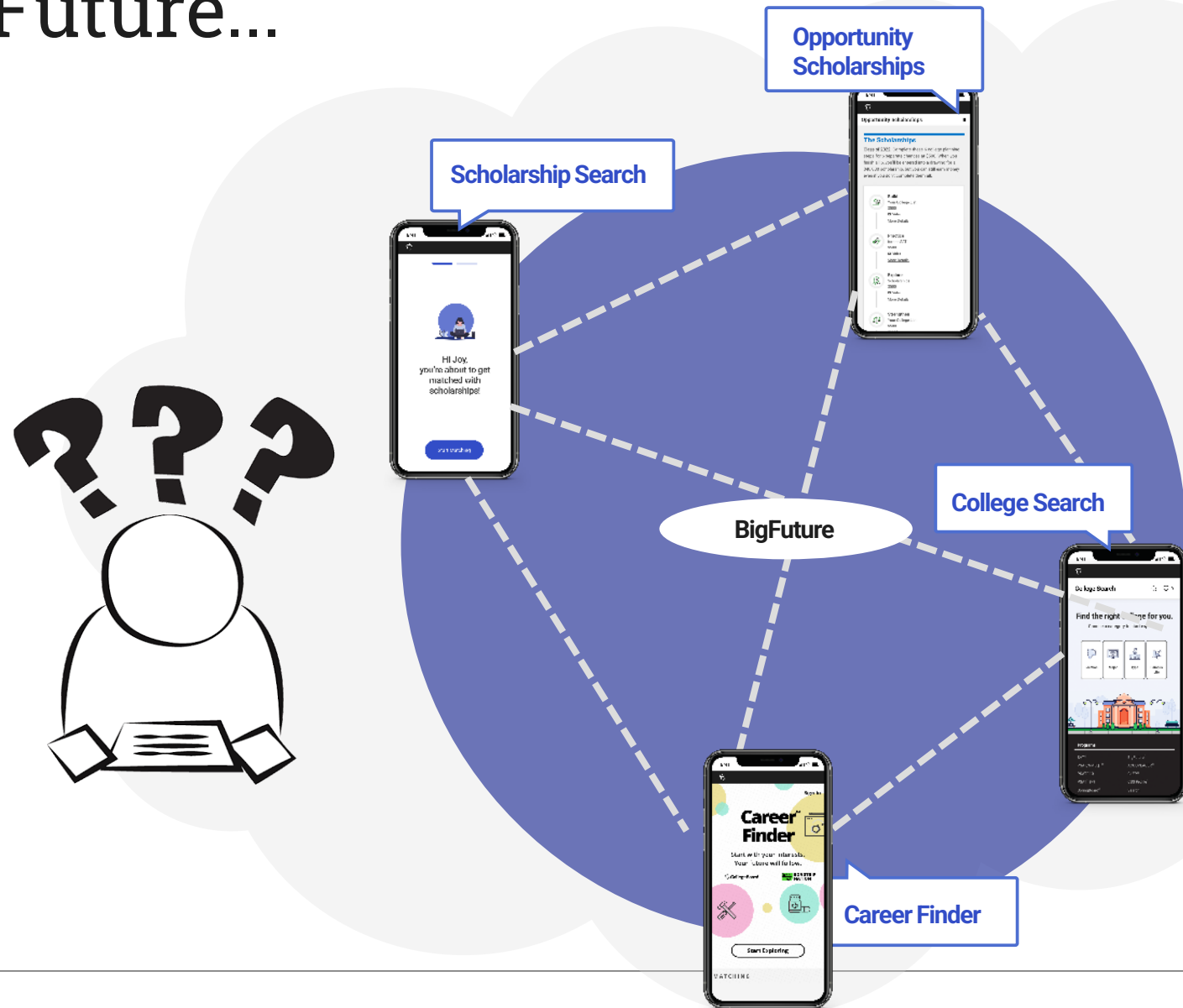
A Student's Guide to Life
After High School



Topics

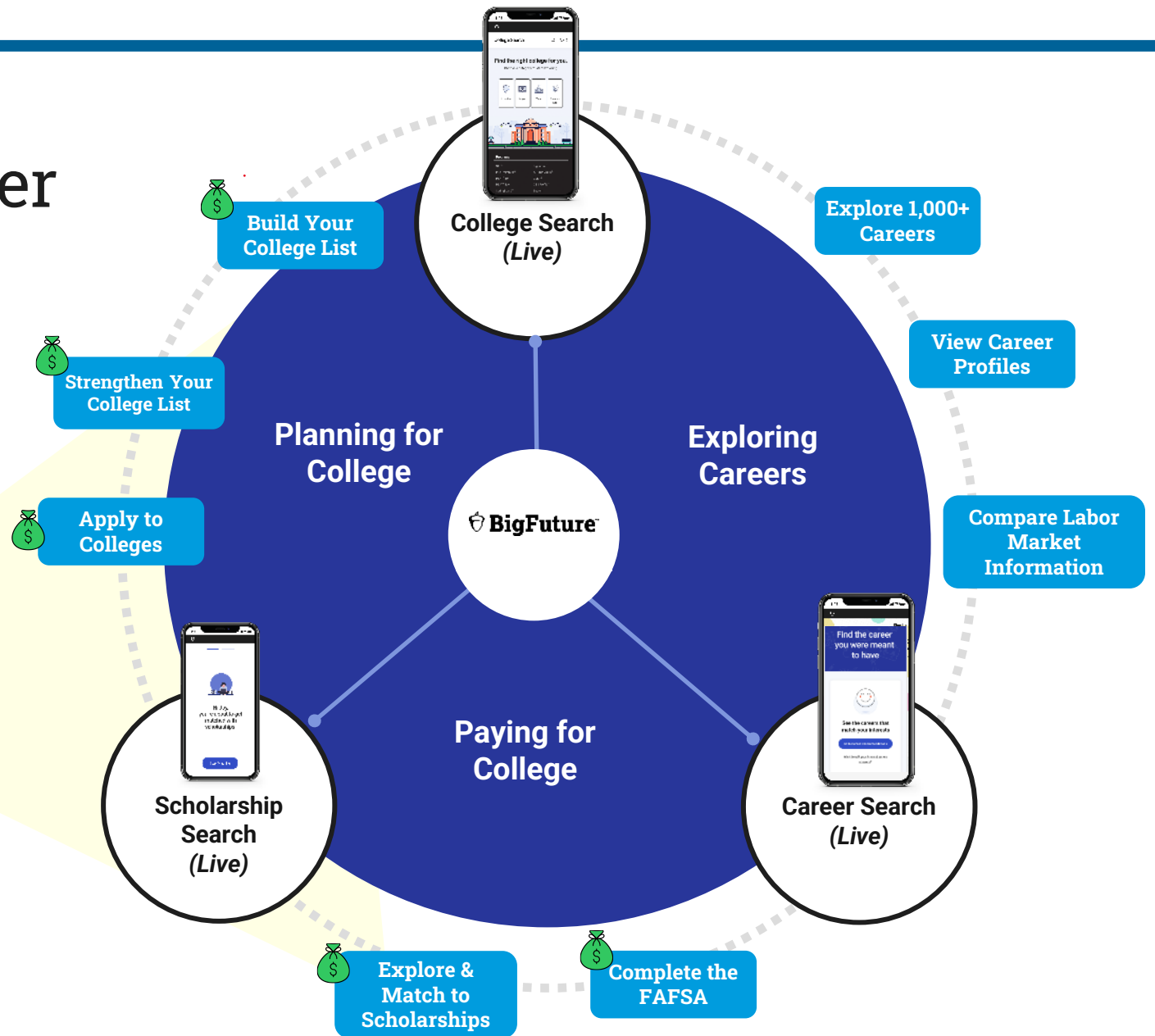
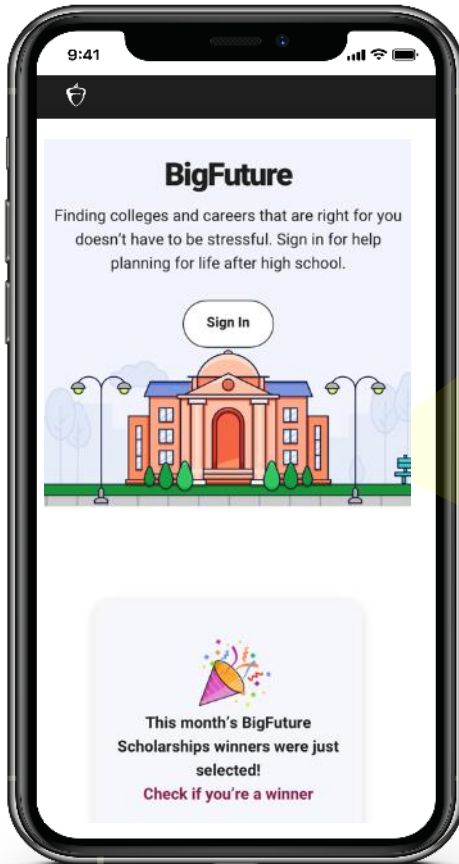
- 1** **A Better BigFuture for Students**
- 2** **BigFuture College & Career Planning Tools**
- 3** **BigFuture Scholarships**

Yesterday's BigFuture...



BigFuture Today:

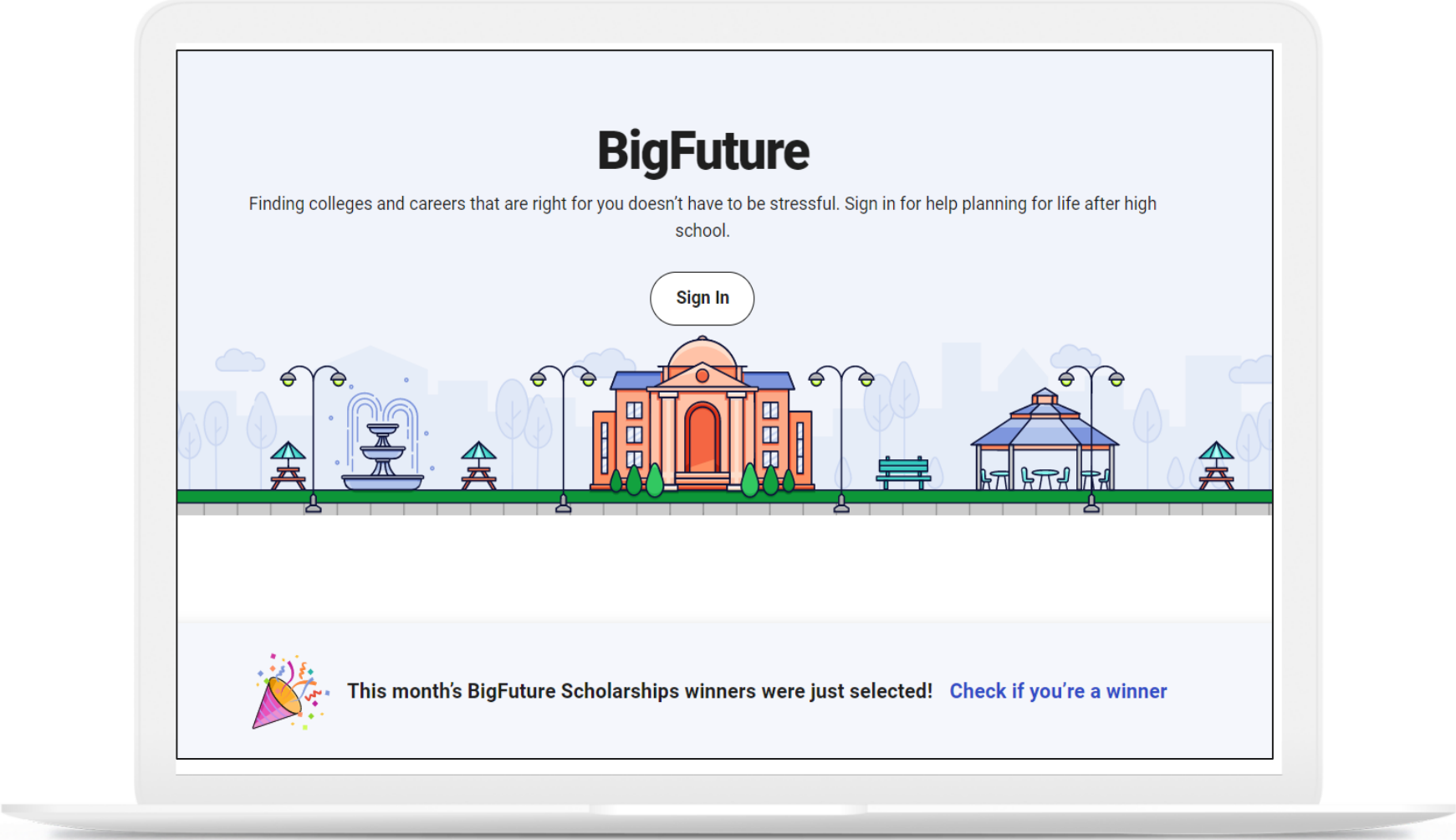
Your own guide to life after high school



BigFuture: A Student's Guide to Life After High School



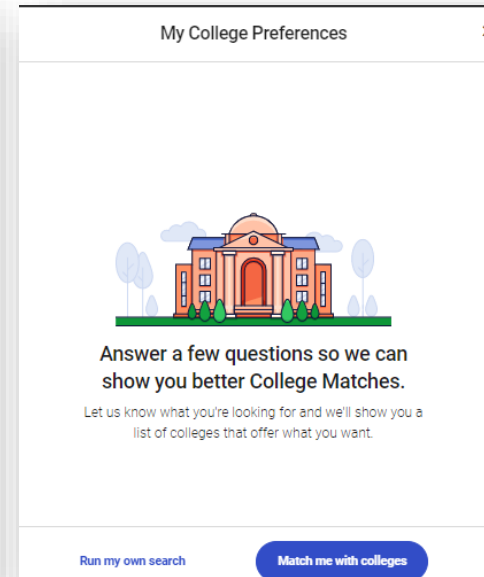
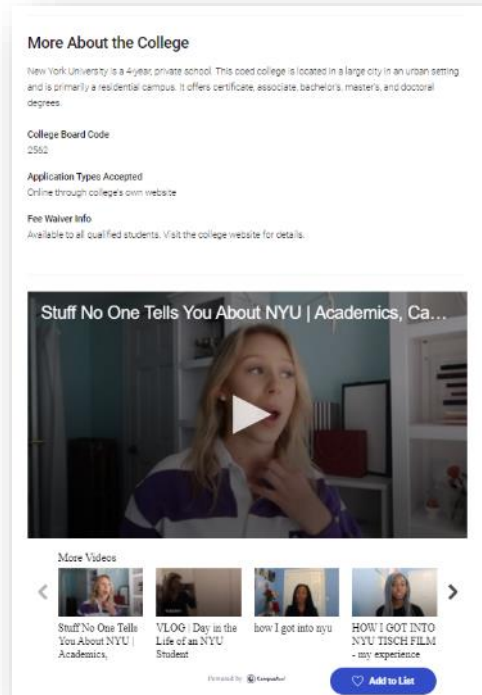
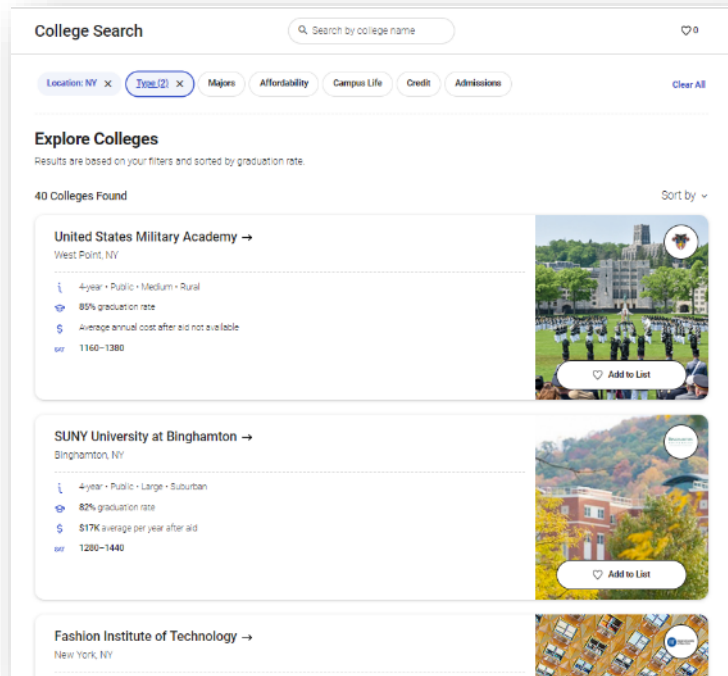
Let's explore bigfuture.org to experience what's new.



Plan for College:

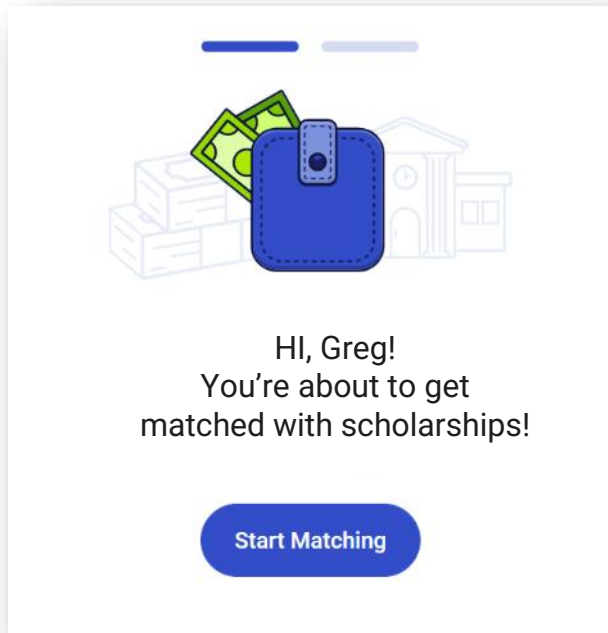
Search and filter over 3,000 college profiles.

- Search schools which are listed in order of graduation rate.
- Watch videos of real students in partnership with Campus Reel.
- Use the personalized college search based on a student's preferences.



Pay for College:

Explore and match with over **\$4 billion in scholarships.**



Fill in this information to get the best scholarship matches:

* = Required information

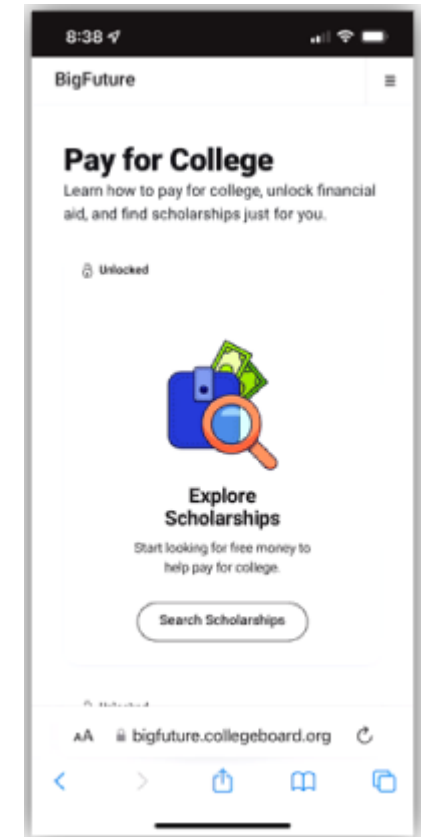
Current Grade Level *
High School Junior ✓

Desired Degree Level *
Bachelor's Degree ✓

Your Current GPA (4.0 scale)
3.5 ✓

I will be attending
 Full-Time Part-Time

[Continue](#)



Explore Careers:

Connect your interests and skills to **over 1,000 career profiles.**

Respiratory Therapists →

Assess, treat, and care for patients with breathing disorders.

Assume primary responsibility for all respiratory care modalities, including the supervision of respiratory therapy technicians. Initiate and conduct therapeutic procedures; maintain patient records; and select, assemble, check, and operate equipment.

Health Science



Median Yearly Income

\$62,816



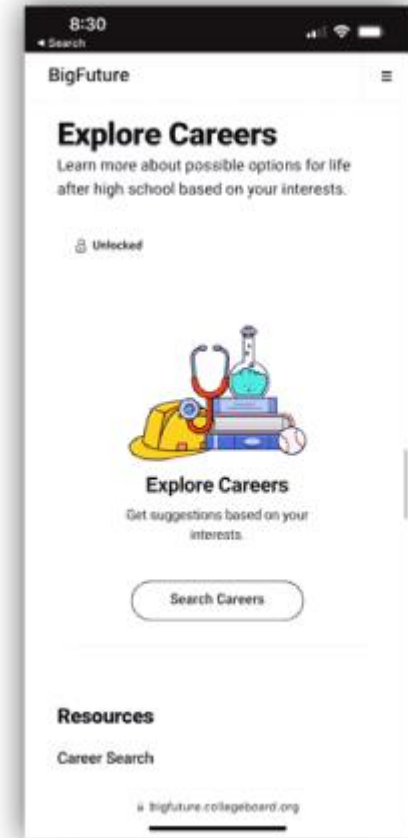
Entry Education Level

an Associate degree



Projected Job Growth

+10.43%



BigFuture Scholarships:

Five things you need to know:

1. Sophomores, juniors, and seniors can now qualify for BigFuture Scholarships.
2. **NEW STEP:** Start Your Career List rewards students for saving three or more careers on BigFuture.
3. Every month, BigFuture will continue to award two \$40,000 awards and hundreds of \$500 awards.
4. Every step completed earns students one entry in \$40,000 drawings and one entry in \$500 drawings.
5. The more steps completed, and the earlier students start, the more chances they have at earning scholarships.



“To me and my family, it means an opportunity to not only be the first generation to go to a university, but to also meet others from different backgrounds and more.”

Veronica from Miami Arts Charter School
Miami, Florida
Scholarship Winner, Build Your College List,
Class of 2023

This year, Illinois had a \$40,000 BigFuture scholarship recipient.



Will from Winnebago High School
Winnebago, Illinois
Scholarship Winner, Build Your College List
Class of 2023

For Classes of 2024 and 2025: Completing steps on the BigFuture dashboard qualifies students for \$500 and \$40,000 scholarships.

The more steps students take and the earlier they begin, the more chances they have to earn scholarships.

Start Your Career List

by end of February in senior year

Explore careers that match your interests.

Build Your College List

by June 30 in junior year

Find two- or four-year colleges that interest you.

Start Your Scholarship List

by end of February in senior year

Find other scholarships to help you pay for college.

Strengthen Your College List

by October 31 in senior year

Make sure your college list has a mix of reach, match, and safety schools.

Complete the FAFSA

by end of February in senior year

Fill out the free government form to apply for financial aid.

Apply to Colleges

by end of February in senior year

Apply to the schools you want to attend.



“The scholarship I received is life-changing. This will allow me to choose the college of my choice with financial support.”
- Will from Illinois, Class of 2023 Winner

BigFuture Ambassadors: Student leaders mobilized peers to use BigFuture in 1,300 schools last year.



Your students can also become **BigFuture Ambassadors** to motivate peers on the path to careers and college.

The ambassador program offers these benefits:

- Regular training on how to be an Ambassador in your school
- A chance to build leadership, project management, and marketing skills
- Opportunities to give feedback to BigFuture
- Tools for campus events and communications



“The Big Future Ambassador program has helped me become **more focused, organized, and prepared as a leader.**”

- A BigFuture Ambassador (December 2021)

Just One Step for Students: Visit bigfuture.org and sign in.

CollegeBoard BigFuture

Sign In Search

Plan for College Pay for College Explore Careers

CELEBRATING THIS MONTH'S SCHOLARSHIP WINNERS

BigFuture

BigFuture helps you plan for college and careers—with chances to earn \$40,000 scholarships. We just surprised 31 students with \$40,000. You could be next! Take the first step now.

Sign In

Plan for College

Start here with simple steps you can take today to stay on track for college. New steps will unlock and be added to your dashboard throughout the year, so keep checking back.

- Build Your College List** (Unlocked, Win \$40K)
0 of 6 Colleges Added
Find the right college for you.
Find Colleges
- Practice for the SAT** (Unlocked, Win \$40K)
Take a timed mini section or a diagnostic quiz to boost your score.
Go to Khan Academy
- Strengthen Your College List** (Locked)
Make sure you have a mix of schools where you can thrive academically and socially.
See Your College List

Resources

College Search

- How to Find a College That Fits You
- The Real Role of Tests in Your College Application
- SAT Practice

Class of 2024, It's Not Too Early to Connect with Colleges

Would you like us to share your information with colleges, scholarships, and educational nonprofit organizations so they can contact you about the program? Participating organizations pay for this service, but there is cost to you. You can opt out any time by visiting your [Privacy Settings](#).

Yes, definitely

Not now

For more information about Student Search Service®, including data we share with others, and an opt-out form, please visit the [Student Search page](#).

Continue

BigFuture will guide students in new ways to...

- Join Search to connect with colleges
- Explore careers
- Build their college list
- Qualify for \$500 and \$40,000 awards
- Receive additional benefits

Please email questions or comments about this presentation to ILSAT@collegeboard.org.

Thank You

