



The Illinois Data and Benchmarking Tool

April 2023

GPRA Measures and the
Spring 2023 Data Collection

Equity • Quality • Collaboration • Community





Today's Agenda

- Review of GPRA measures adopted by US Dept of Education for this grant year
- Review of changes to data collection and submission procedures for the Illinois Data and Benchmarking Tool
- Discussion/Q&A



GPRA Measures for This Grant Year

GPRA	Time Period	Grade Levels	Performance Measured/ Data Type
1. Percentage of students in grades 4-8 participating in 21 st CCLC programming during the school year and summer who demonstrate growth in reading and language arts on state assessments. Percentage of students in grades 4-8 participating in 21 st CCLC programming during the school year and summer who demonstrate growth in mathematics on state assessments.	School Year Summer	4-8	State Assessment, Reading and Language Arts State Assessment, Mathematics
2. Percentage of students in grades 7-8 and 10-12 attending 21 st CCLC programming during the school year and summer with a prior-year unweighted GPA of less than 3.0 who demonstrated an improved GPA.	School Year Summer	7-8 10-12	GPA
3. Percentage of students in grades 1-12 participating in 21 st CCLC during the school year who had a school day attendance rate at/or below 90% in the prior school year and demonstrated an improved attendance rate in the current school year.	School Year	1-12	Attendance
4. Percentage of students in grades 1-12 attending 21 st CCLC programming during the school year and summer who experienced a decrease in in-school suspensions compared to the previous school year.	School Year Summer	1-12	In-school Suspension
5. Percentage of students in grades 1-5 participating in 21 st CCLC programming in the school year and summer who demonstrated an improvement in teacher-reported engagement in learning.	School Year Summer	1-5	Engagement in Learning



Data Collection for GPRA Measures

Measure 1

- Percentage of students in grades 4-8 participating in 21st CCLC programming during the school year and summer who demonstrate growth in reading and language arts on state assessments.
- Percentage of students in grades 4-8 participating in 21st CCLC programming during the school year and summer who demonstrate growth in reading and language arts on state assessments.
- **Data Collection requirements for grantees:**
 - None as long as accurate rosters are submitted through the Data Center of the Illinois Data and Benchmarking Tool. NIU matches students against ISBE assessment records, stores the data in the Illinois Data and Benchmarking Tool, and submits it to 21APR automatically.



Data Collection for GPRA Measures

Measure 2

- Percentage of students in grades 7-8 and 10-12 participating in 21st CCLC programming during the school year and summer with a prior-year unweighted GPA of less than 3.0 who demonstrated an improved GPA.
- **Data Collection requirements for grantees:**
 - ISBE does not currently warehouse GPA data, so this must be collected and reported locally. New columns have been made available in the grant rosters to report which students had GPAs of less than 3.0 in the previous year, and which of those students demonstrated improvement in their GPA. (We'll do a walk-through after an initial review of all GPRA measures.)
 - **This is grantee-collected data. Contact your school district partners for the information.**
 - After submission through the Illinois Data and Benchmarking Tool the data will be aggregated and reported to 21APR automatically.



Data Collection for GPRA Measures

Measure 3

- Percentage of students in grades 1-12 participating in 21st CCLC during the school year who had a school day attendance rate at/or below 90% in the prior school year and demonstrated an improved attendance rate in the current school year.
- **Data Collection requirements for grantees:**
 - None as long as accurate rosters are submitted through the Data Center of the Illinois Data and Benchmarking Tool. NIU matches students against ISBE assessment records, stores the data in the Illinois Data and Benchmarking Tool, and submits it to 21APR automatically.



Data Collection for GPRA Measures

Measure 4

- Percentage of students in grades 1-12 participating in 21st CCLC programming during the school year and summer who experienced a decrease in in-school suspensions compared to the previous school year.
- **Data Collection requirements for grantees:**
 - ISBE does not currently warehouse in-school suspension data, so this must be collected and reported locally. New columns have been made available in the grant rosters to report which students experienced a decrease in in-school suspensions compared to the previous school year. (We'll do a walk-through after an initial review of all GPRA measures.)
 - **This is grantee-collected data. Contact your school district partners for the information.**
 - After submission through the Illinois Data and Benchmarking Tool the data will be aggregated and reported to 21APR automatically.



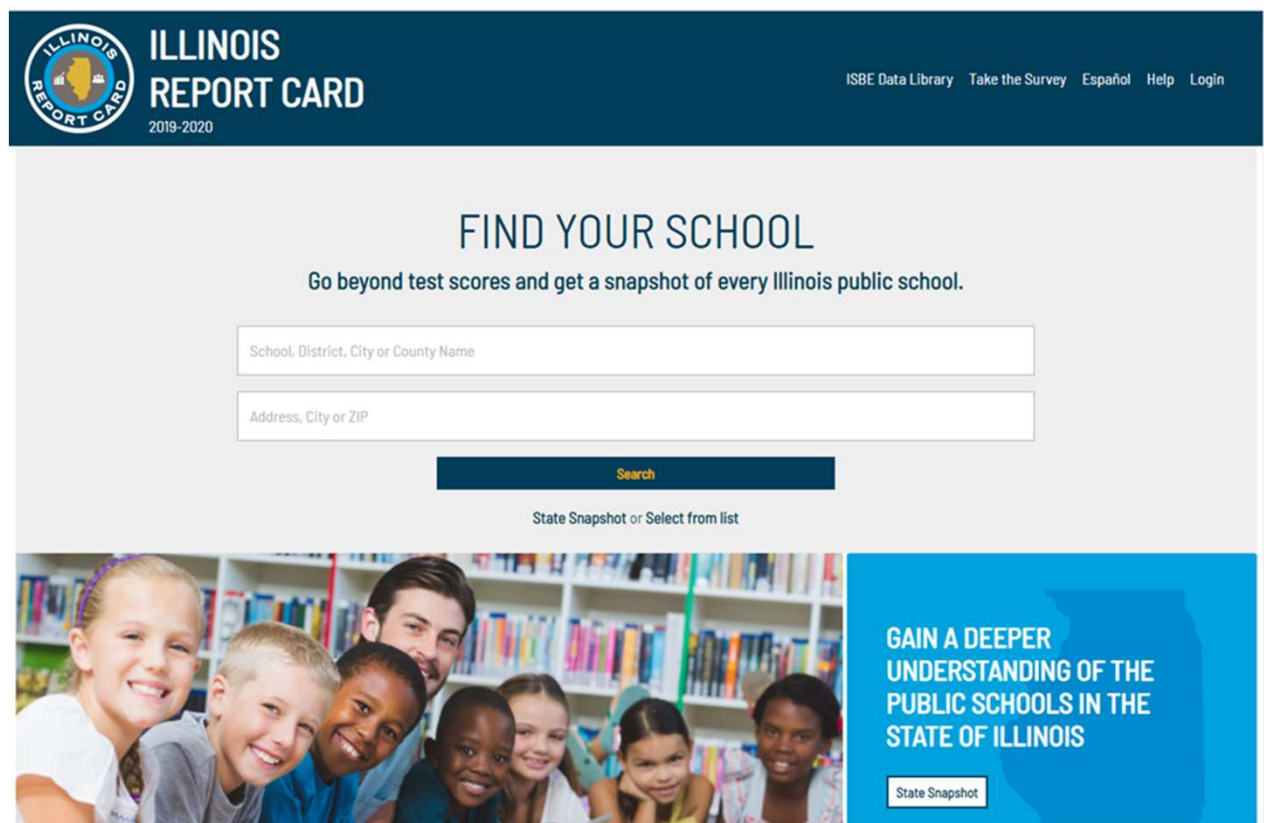
Data Collection for GPRA Measures

Measure 5

- Percentage of students in grades 1-5 participating in 21st CCLC programming during the school year and summer who demonstrated an improvement in teacher-reported engagement in learning.
- **Data Collection requirements for grantees:**
 - This is an existing GPRA measure with an existing mechanism in place for collecting the data – the teacher surveys you obtain from the state evaluator. Continue using these surveys and reporting results in the Data Center as you have been.
 - **This is grantee-collected data, and is collected using the teacher surveys currently in use in conjunction with the state program evaluator.**
 - After submission through the Illinois Data and Benchmarking Tool the data will be aggregated and reported to 21APR automatically.

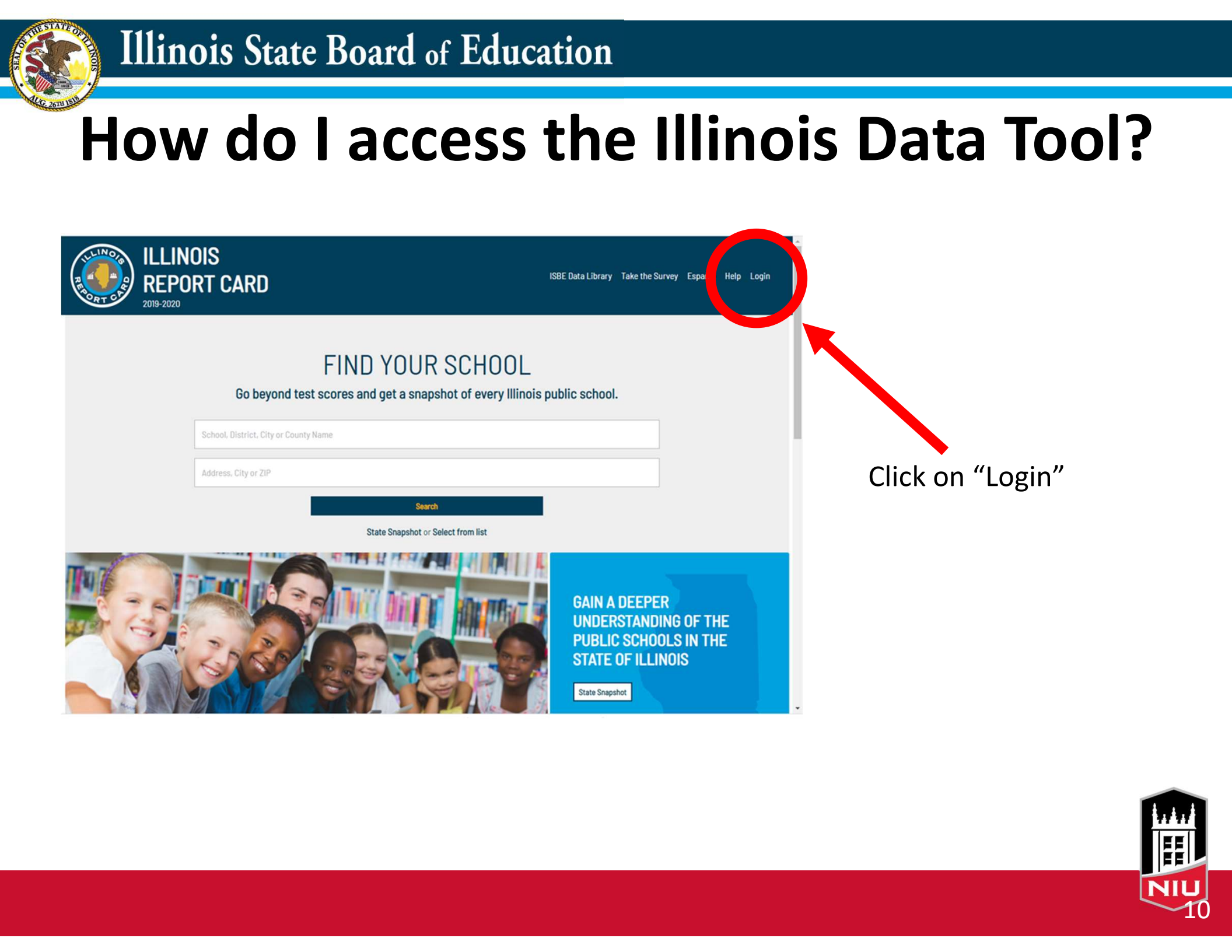


How do I access the Illinois Data Tool?




The screenshot shows the Illinois Report Card website. At the top left is the Illinois Report Card logo with the text "ILLINOIS REPORT CARD" and "2019-2020". To the right of the logo are links: "ISBE Data Library", "Take the Survey", "Español", "Help", and "Login". The main heading is "FIND YOUR SCHOOL" with the subtext "Go beyond test scores and get a snapshot of every Illinois public school." Below this are two input fields: "School, District, City or County Name" and "Address, City or ZIP". A "Search" button is positioned below the second field. Under the search button, there is a link "State Snapshot or Select from list". At the bottom of the page, there is a banner image of diverse children smiling in a library. To the right of the image, the text reads "GAIN A DEEPER UNDERSTANDING OF THE PUBLIC SCHOOLS IN THE STATE OF ILLINOIS". Below this text is a "State Snapshot" button.

Visit the Illinois
Interactive Report
Card Site at
<https://www.illinoisreportcard.com/Default.aspx>



How do I access the Illinois Data Tool?



ILLINOIS
REPORT CARD
2019-2020

ISBE Data Library Take the Survey Espa Help Login

FIND YOUR SCHOOL

Go beyond test scores and get a snapshot of every Illinois public school.

School, District, City or County Name

Address, City or ZIP

Search

State Snapshot or Select from list



GAIN A DEEPER
UNDERSTANDING OF THE
PUBLIC SCHOOLS IN THE
STATE OF ILLINOIS

State Snapshot


Click on "Login"




How do I access the Illinois Data Tool?


MyIRC Account Login


Login to the MyIRC system using your Microsoft Office or Google credentials. If you need help logging in, [contact us](#).

 Sign in with Microsoft

 Sign in with Google

OR

 Sign in with your email

Sign in with your email. 

MyIRC is a password-protected web resource for Illinois teachers and school administrators and is not open to the public.

Public users are invited to consult the information and reports on the Illinois Report Card.

Log in to MyIRC. Credentials were established for directors as a part of the onboarding process for each grant. Click “Contact Us” if you need assistance with your credentials.




Where can I access the Data Tool?

The screenshot shows the MyIRC Home Page interface. At the top, there is a navigation bar with the MyIRC logo, a user profile for 'Alan', a 'Help' button, a 'Tools' button, and a dropdown menu for 'Sample Grant_ Please dont edit - 1000000000015' with the role '21st Century Grant Administrator'. Below the navigation bar, a message says 'Click an icon below to access key information and resources.' On the left, there is a vertical stack of five colored tiles: a green tile for 'My Nita M. Lowey 21st Century Community Learning Centers Data' (Access to Student Rosters and Reporting Resources), a light blue tile for 'My Educator Preview' (View your school(s) data on the Illinois Report Card public-facing website), a purple tile for 'My Student Data' (Access student-level data from PARCC and other assessments), a blue tile for 'My Data Review and Verification Tool' (Review calculated Report Card metrics in advance of the Report Card release), and an orange tile for 'My Principal Entry Form' (Update your school highlights on the Illinois Report Card at any time). On the right, there is an 'Announcements' section with four items: 'Ed Preview is open to all districts' (October 15, 2020), 'Early access to Ed Preview is open to districts that certified on time' (October 1, 2020), 'Summer 2019 term data submitted to 21APR' (September 23, 2020), and 'Last day for DRVVT certification' (September 18, 2020). Each announcement has a 'Learn more' link. At the bottom of the announcements is a 'View All Announcements' link.

The MyIRC Home Page. The Data Tool is the green one, and for most 21st CCLC users the only active tile that you can use.





The Illinois Data and Benchmarking Tool 2022


**Illinois Data and Benchmarking Tool**Alan Help


Nita M. Lowey 21st Century Community Learning Centers Data Dashboard

1000000000015 - Sample Grant_ Please dont edit Go

**Data Center**
Upload your grant data

**Student Data**
View your student data records.

**Grant Reports**
View summary reports to prepare for federal submission.

**21 APR**
View reports for 21 APR submission.

Message Center

15
JAN

Submission window for grantees to submit term data for Fall 2020 is now open (opened on January 11, 2021). Grantees can submit their term data through February 15, 2021.

23
NOV

Fall 2019 term data submitted to 21APR. Grantees should confirm submitted data for Fall 2019 term is correct in 21APR before December 14, 2020.

28
SEP

Summer 2019 term data submitted to 21APR. Grantees should confirm submitted data for Summer 2019 term is correct in 21APR

17
AUG

Submission window for grantees to submit term data for Summer 2020 is now open (opened on August 17, 2020). Grantees can submit their term data through September 14, 2020.

[View Previous Messages](#)



The Illinois Data and Benchmarking Tool 2023



Nita M. Lowey 21st Century Community Learning Centers Data Dashboard

1000000000015 - Sample Grant [Go](#)



Data Center

Upload your grant data



Event Management

Manage Events at your Grants/Centers



Student Data

View your student data records.



21 APR Reports

View reports for 21 APR submission.

Message Center

1 MAR
2022

Summer 2021 Benchmarking Adjustment

Any grantee who provided programming during the Summer 2021 term will need to enter the Data Warehouse and Benchmarking Tool and adjust the Activities reported to match the new GPRA measures. Activities for Summer 2021 should now be reported in the same manner as Fall 2021 Activities were reported. If a grantee has previously indicated that Summer 2021 programming was not offered, no action will be needed at this time. The Summer 2021 reporting window will be reopened between March 1 and April 5, 2022.

7 JAN
2022

Submission window for grantees to submit term data for Fall 2021 will be opened on January 10, 2022. Grantees can submit their term data through February 14, 2022.

Note: Starting Fall 2021, Grantees should submit the Activities information as per new GPRA guidelines.

[View Fall 2021 GPRA Activities Updates](#)

13 AUG
2021


Submission window for grantees to submit term data for Summer 2021 will be opened on August 16, 2021. Grantees can submit their term data




The Illinois Data and Benchmarking Tool 2023

“Grant Reports” replaced with New Events Management System



**Illinois Data and Benchmarking Tool**

Alan Help

Nita M. Lowey 21st Century Community Learning Centers Data Dashboard

1000000000015 - Sample Grant Go

**Data Center**
Upload your grant data

**Event Management**
Manage Events at your Grants/Centers

**Student Data**
View your student data records.

**21 APR Reports**
View reports for 21 APR submission.

Message Center

1 MAR 2022

Summer 2021 Benchmarking Adjustment
Any grantee who provided programming during the Summer 2021 term will need to enter the Data Warehouse and Benchmarking Tool and adjust the Activities reported to match the new GPRA measures. Activities for Summer 2021 should now be reported in the same manner as Fall 2021 Activities were reported. If a grantee has previously indicated that Summer 2021 programming was not offered, no action will be needed at this time.
The Summer 2021 reporting window will be reopened between March 1 and April 5, 2022.

7 JAN 2022

Submission window for grantees to submit term data for Fall 2021 will be opened on January 10, 2022. Grantees can submit their term data through February 14, 2022.
Note: Starting Fall 2021, Grantees should submit the Activities information as per new GPRA guidelines.
[View Fall 2021 GPRA Activities Updates](#)

13 AUG 2021

Submission window for grantees to submit term data for Summer 2021 will be opened on August 16, 2021. Grantees can submit their term data



Data Center

Nita M. Lowey 21st Century Community Learning Centers Data Dashboard

10000000000015 - Sample Grant_ Please dont edit ▾

Go



Data Center

Upload your grant data



Student Data

View your student data records.

Data Center.
The portal for entering
data into the Data Tool
at the end of each
grant term.



Start the Current Term

Illinois Data and Benchmarking Tool

Alan Help

1000000000015 - Sample Grant

Go

COVID-19 IMPACT STATEMENT

For current data collection term, you can add a narrative to describe how COVID-19 has affected this Grantee

please add COVID impact statement here..

Add Statement

Data Center

The Data Center is designed to collect, from all active 21st CCLCs, descriptive information on program characteristics and services as well as performance data across a range of outcomes, as outlined by the Federal 21 APR program. Here you will submit information on the Activities, Staffing, Attendance, and Family Member participation. For those grantees with multiple grants or multiple sites within grants, data must be entered for each site individually. The Data Center is available from the first date of Summer Term data collection (see the table below) until the last day of Spring Term data collection within each grant year.

!

Currently accepting Spring (2023) data submissions.

2020-2021 Reporting Year Calendar

Reporting Window	Data entry begins in Benchmarking Tool	Data entry ends in Benchmarking Tool	Data verification begins in 21APR	Data verification ends in 21APR
Summer-2022	August 15, 2022	September 30, 2022	TBA	TBA
Fall-2022	January 9, 2023	February 14, 2023	TBA	TBA
Spring-2023	April 17, 2023	December 31, 2023	TBA	TBA

Click the button below to go to data submission page for all sites in the current grant. See note above regarding the editing of data for prior grant reporting terms.

Begin Data Entry

View Data Submissions

Data entry for the current terms starts here



Attendance File Access

Illinois Data and Benchmarking Tool

Alan

Help

Data Center

Instructions for Data Entry

Using the menus below, Activities, Staffing, Attendance File, Family Members, and Teacher Outcomes (Spring term only), enter your data for the selected term. Each of the menus open when you click on the "Enter Data/Saved" button. When you have completed all available selections you will need to Certify by selecting the Certify now button located to the right. Once you have certified each menu section label will change to "Complete". If you return to the system after certifying your submission and edit any of the data you will be asked to re-certify the submission. You must confirm and certify each grant/contract combination in your program, even if those sites did not offer services during the current reporting period. You can confirm sites that were not operating with a single click in their data entry screen below.

CERTIFIED

✓

Last Certified: 04/17/2023

Please certify after completing all the sections below.

White Oak Career Academy

White Oak Career Academy

Spring 2023

Did you offer 21st CCLC programs at the White Oak Career Academy during Spring 2023?

☒ Yes ☐ No

Center Overview

Review and make changes to your center profile information

Complete

Last Updated: 04/17/2023

Activities

Report on the activities delivered at the site.

Complete

Last Updated: 04/17/2023

Staffing

Report on the type of staff, paid and unpaid, that provided support for the site.

Complete

Last Updated: 04/17/2023

Attendance File

Upload the attendance file here. The file includes the number of students who were enrolled and attended the program at the site.

Complete

Last Updated: 04/17/2023

Family Members

Report on family member participation in the program by grade.

Complete

Last Updated: 04/17/2023

Teacher Survey Results

Report on teacher survey results

Note: Please submit your attendance file first to enter your teacher reported survey results.

Complete

Last Updated: 04/17/2023

Illinois State Board of Education

Need help? Contact: 214cc@niu.edu or call 815-753-0878

New GPRA Measures
are built into the
attendance roster
template



One More Click



Staffing Report on the type of staff, paid and unpaid, that provided support for the site.		 Saved Last Updated: 04/17/2023
Attendance File Upload the attendance file here. The file includes the number of students who were enrolled and attended the program at the site.		 Not Entered Last Updated: N/A
Download previously uploaded rosters <input type="button" value="Select"/> <input type="button" value="Download"/>		
<input type="button" value="Upload Attendance File"/>		
Family Members Report on family member participation in the program by grade.		 Saved Last Updated: 04/17/2023
Teacher Survey Results Report on teacher survey results Note: Please submit your attendance file first to enter your teacher reported survey results.		 Not Entered Last Updated: N/A

Click here
next



Download the Template

Upload Student List (Excel File)

Click [here](#) to download the template file for data submission.

Please select a card below to know more about the excel file column

STUDENT_LAST_NAME	STUDENT_FIRST_NAME	DOB	STUDENT_ID
STUDENT_ENROLLED_GRADE	NO_OF_HOURS_IN_PROGRAM	GPA_LT_3_PRIOR_YEAR	GPA_IMPROVED_CURRENT_YEAR
	SUSPENSION_PRIOR_YEAR	SUSPENSION_CURRENT_YEAR	

Please follow the below instructions:

- ☒ Only excel files (.xlsx) are accepted
- ☒ Please use the sample template provided above
- ☒ Please allow 5-10 minutes to process this attendance after it is submitted. After that, submitted information can be verified on **Student Data** screens
- ☒ Extra columns in the excel file will be discarded

Caution – New file submissions will remove the student information you have already submitted for this term.

Please select the excel file:

Choose File No file chosen

Click here to
download blank
template



4 New Columns

	G	H	I	J
1	GPA_LT_3_PRIOR_YEAR	GPA_IMPROVED_CURRENT_YEAR	SUSPENSION_PRIOR_YEAR	SUSPENSION_CURRENT_YEAR
2				
3				
4				
5		Conditional		Conditional
6		yes/no field –		yes/no field –
7	Yes/no field –	just for those	Yes/no field –	just for those
8	did the	students	did the	students
9	student have	with a GPA	student have	with
10	a GPA below	below 3 last	in-school	suspensions.
11	3 last year?	year. Did the	suspensions	Did they
12		GPA	last year?	have fewer
13		improve?		this year?
14				
15				
16				
17				
18				



Submit when Complete

Click here
to submit
completed
file

Upload Student List (Excel File)

Click [here](#) to download the template file for data submission.

Please select a card below to know more about the excel file column

STUDENT_LAST_NAME

STUDENT_FIRST_NAME

DOB

STUDENT_ID

STUDENT_ENROLLED_GRADE

NO_OF_HOURS_IN_PROGRAM

GPA_LT_3_PRIOR_YEAR

GPA_IMPROVED_CURRENT_YEAR

SUSPENSION_PRIOR_YEAR

SUSPENSION_CURRENT_YEAR

Please follow the below instructions:

☒ Only excel files (.xlsx) are accepted

☒ Please use the sample template provided above

☒ Please allow 5-10 minutes to process this attendance after it is submitted. After that, submitted information can be verified on **Student Data** screens

☒ Extra columns in the excel file will be discarded

⚠ Caution – New file submissions will remove the student information you have already submitted for this term.

Please select the excel file:

Choose File

No file chosen



Questions?



Thank you!

21st CCLC Production Team

Illinois Interactive Report Cards at NIU
iirc@niu.edu