




What is New & Exciting at WIDA?

WIDA Screener for Kindergarten & *WIDA ELD Standards Framework, 2020 Edition!*



Elizabeth Warren
October 5, 2021

WIDA Screener for Kindergarten



Agenda

☐ Meet WIDA Screener for Kindergarten!

☐ What you need to know:

- To get ready
- To administer the test
- After testing

☐ Question & Answer (At end of session)

Purpose of WIDA Screener for Kindergarten

To identify which incoming kindergarten students and first-semester first graders would benefit from English language services.

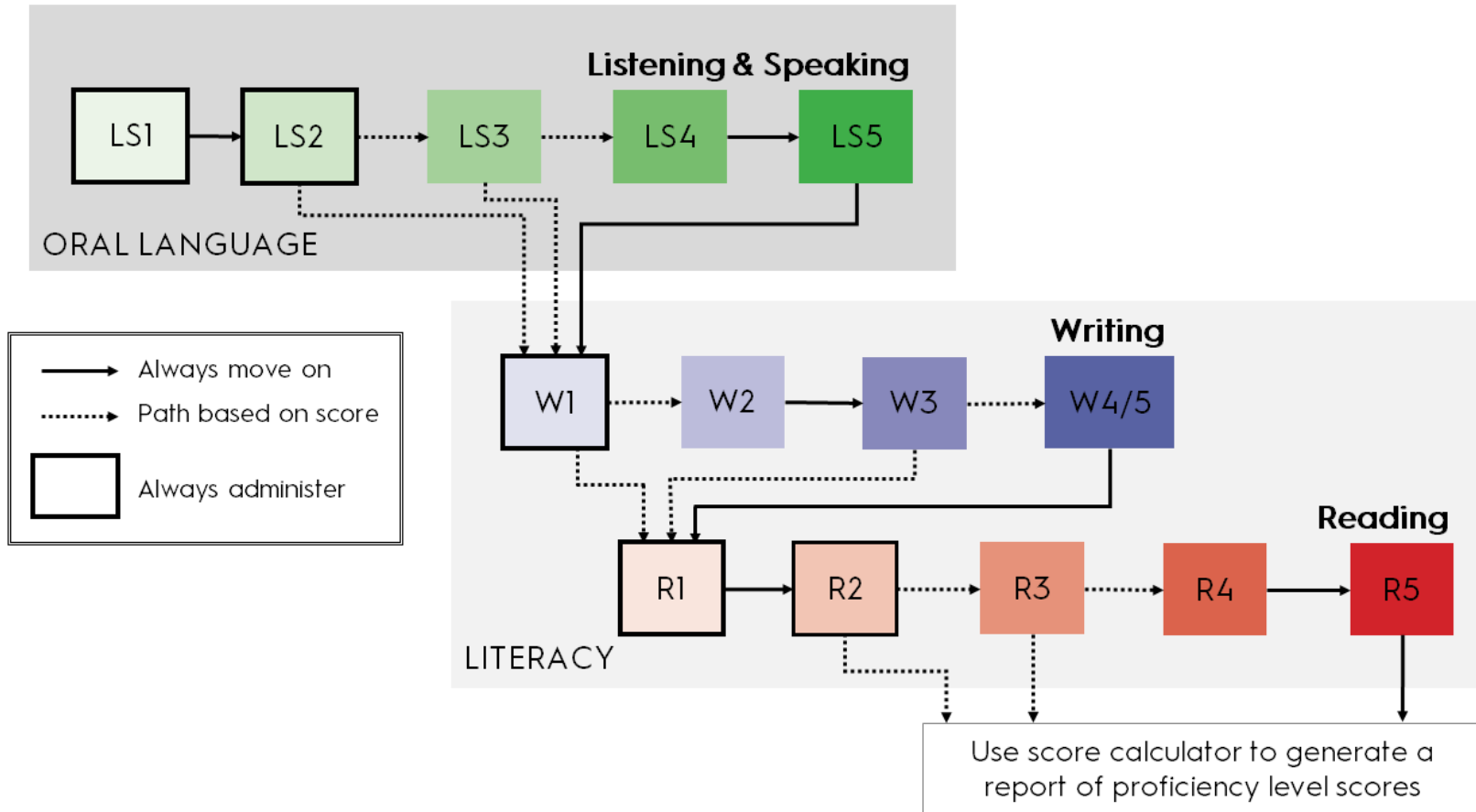


Meet WIDA Screener for Kindergarten!




- Engaging story and activities
- Responsive test design
- Local scoring
- Either a **two-domain** (Listening & Speaking) or **four-domain** (Listening & Speaking, Reading, and Writing) test

Test Administration Options



Getting ready



Know when, how to use the assessment in your state

General info

- WIDA website > Assess > WIDA Screener for Kindergarten

When it's available

- **Illinois member/state** page on the WIDA website

Screening policy

- **Illinois member/state** page on the WIDA website

Know where to find training, test materials

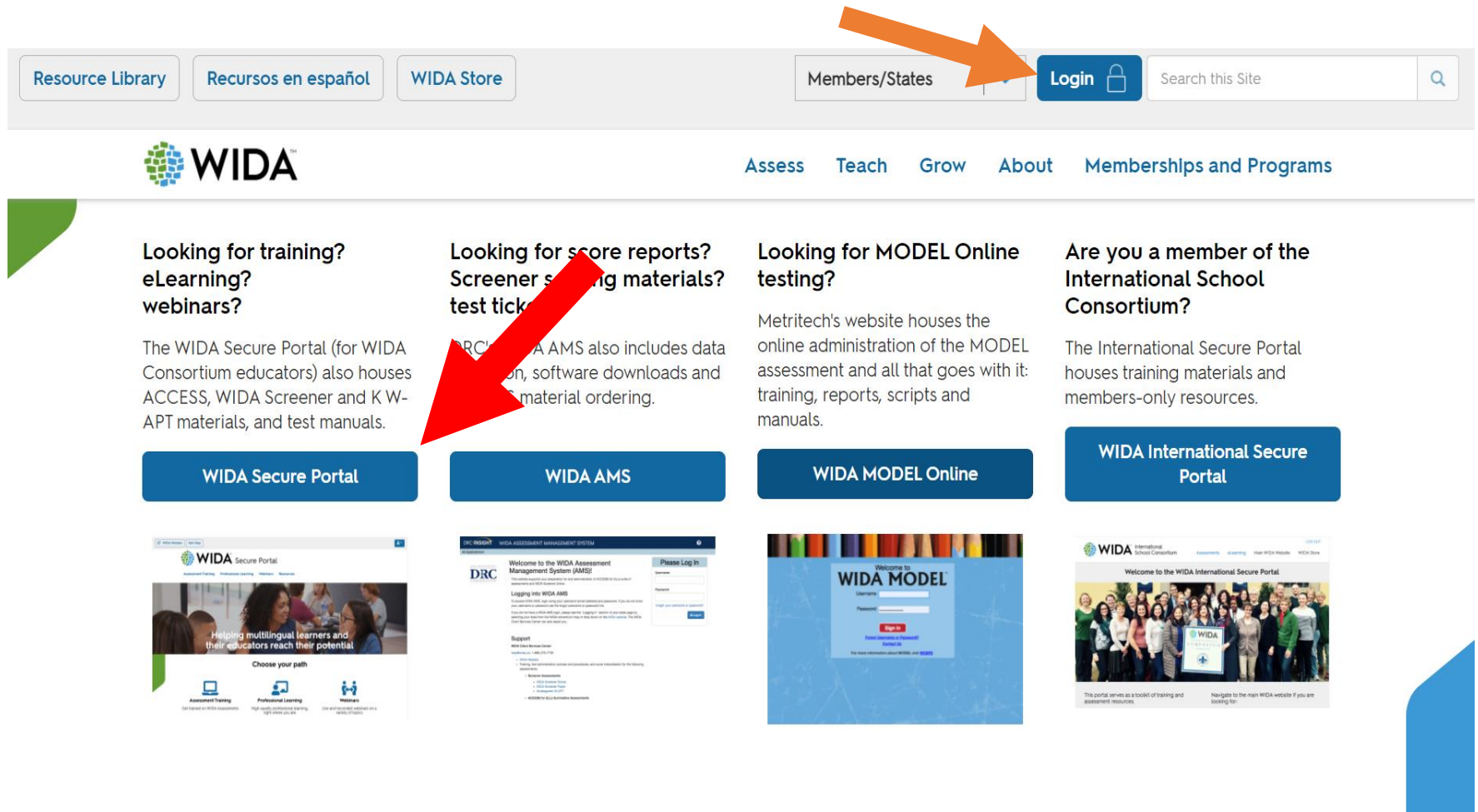
WIDA Secure Portal

- Training course
- Test materials (and printing instructions)

WIDA Store

- Professionally printed materials
 - ⑩ Test kits
 - ⑩ Individual test materials

Log in to the WIDA Secure Portal

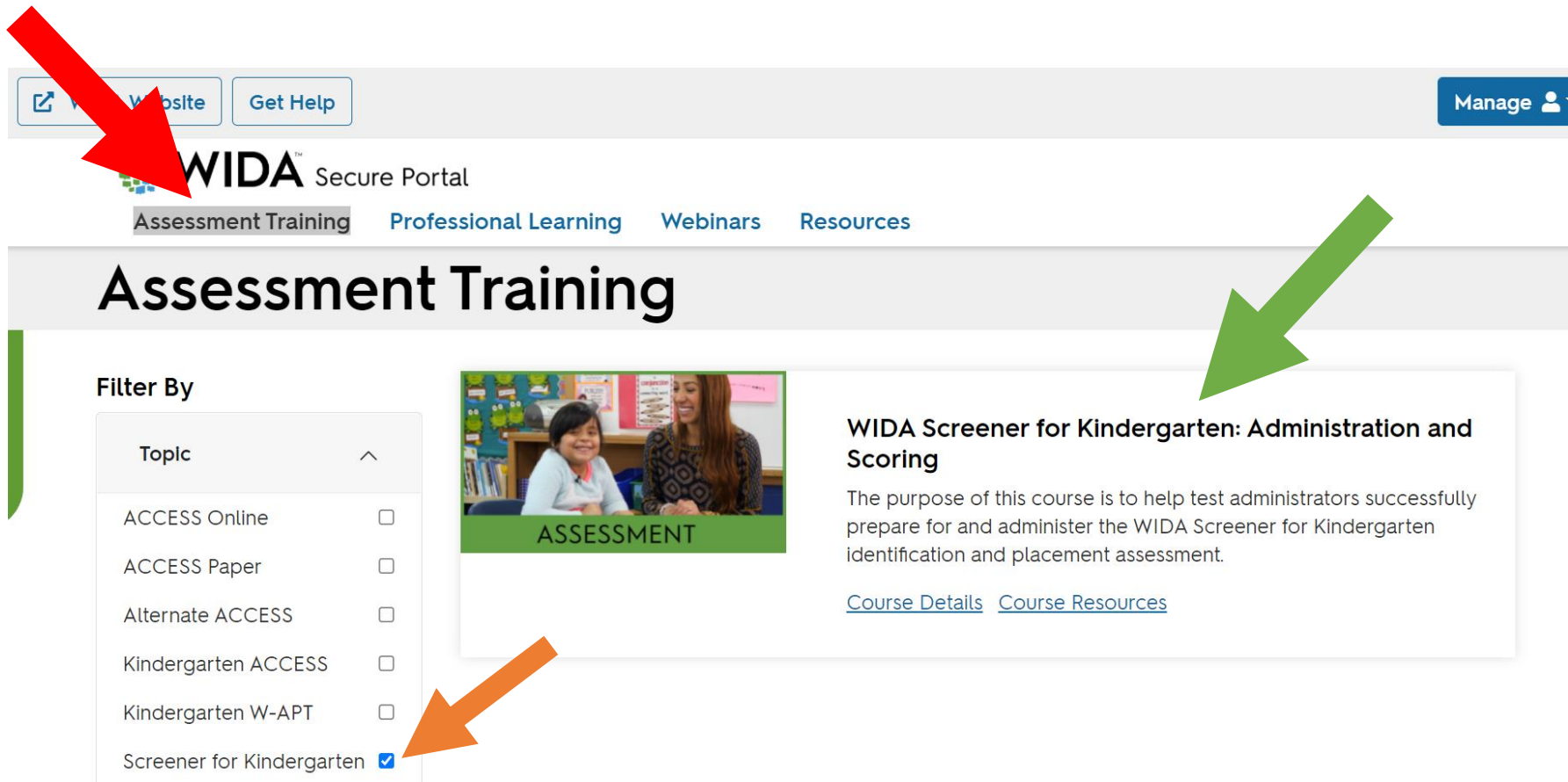


The screenshot shows the WIDA website interface. At the top, there is a navigation bar with links for 'Resource Library', 'Recursos en español', 'WIDA Store', 'Members/States', and a 'Login' button with a lock icon. An orange arrow points from the 'Members/States' link to the 'Login' button. Below the navigation bar is a secondary menu with links for 'Assess', 'Teach', 'Grow', 'About', and 'Memberships and Programs'. The main content area features four columns of information:

- Looking for training? eLearning? webinars?**
The WIDA Secure Portal (for WIDA Consortium educators) also houses ACCESS, WIDA Screener and K-W-APT materials, and test manuals.
WIDA Secure Portal
- Looking for score reports? Screener scoring materials? test tickets?**
The WIDA AMS also includes data collection, software downloads and material ordering.
WIDA AMS
- Looking for MODEL Online testing?**
Metritech's website houses the online administration of the MODEL assessment and all that goes with it: training, reports, scripts and manuals.
WIDA MODEL Online
- Are you a member of the International School Consortium?**
The International Secure Portal houses training materials and members-only resources.
WIDA International Secure Portal

Below each column is a small thumbnail image representing the respective portal or system.

Enroll in WIDA Screener for Kindergarten Training Course



The screenshot shows the WIDA Secure Portal interface. A red arrow points to the 'Website' button in the top navigation bar. A green arrow points to the 'WIDA Screener for Kindergarten: Administration and Scoring' course card. An orange arrow points to the 'Screener for Kindergarten' checkbox in the 'Filter By' sidebar.

Website Get Help Manage


WIDA Secure Portal

Assessment Training Professional Learning Webinars Resources

Assessment Training

Filter By

Topic	
ACCESS Online	<input type="checkbox"/>
ACCESS Paper	<input type="checkbox"/>
Alternate ACCESS	<input type="checkbox"/>
Kindergarten ACCESS	<input type="checkbox"/>
Kindergarten W-APT	<input type="checkbox"/>
Screener for Kindergarten	<input checked="" type="checkbox"/>



ASSESSMENT

WIDA Screener for Kindergarten: Administration and Scoring

The purpose of this course is to help test administrators successfully prepare for and administer the WIDA Screener for Kindergarten identification and placement assessment.

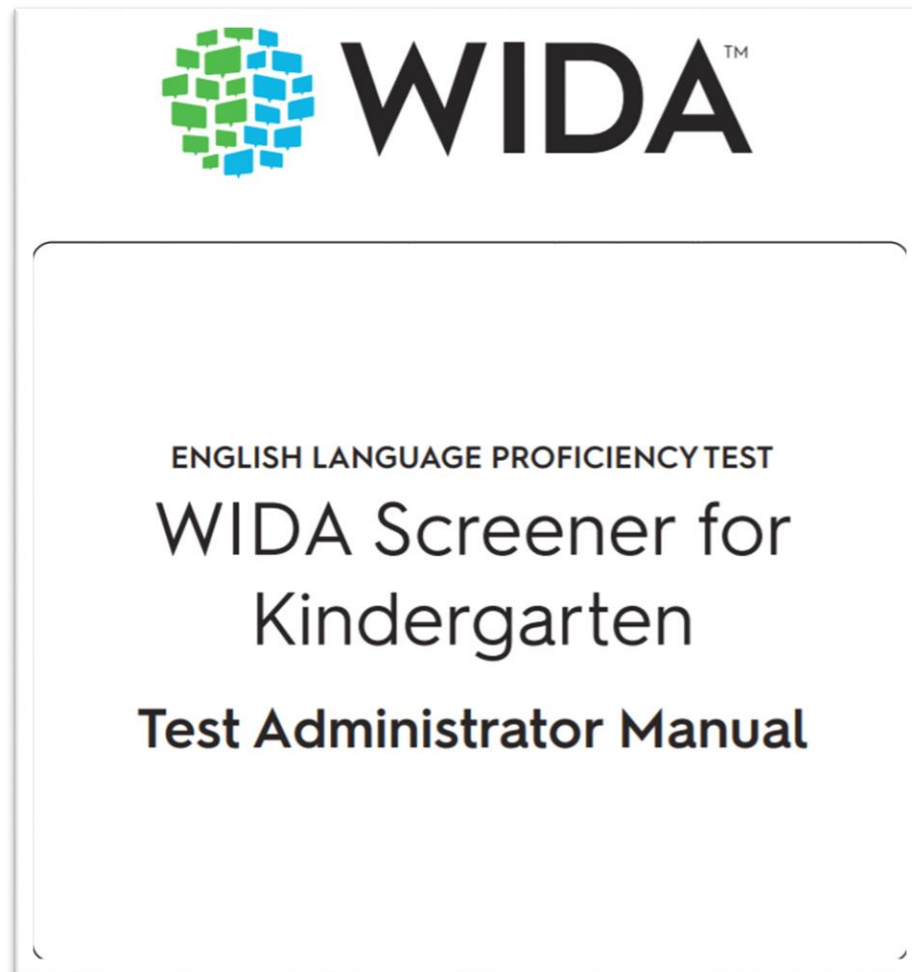
[Course Details](#) [Course Resources](#)

Complete the training

- Estimated training time: 3 hours
 - New with this training course: it's in Canvas, includes videos of a mock test administration
- Once you complete your training...
 - ✓ You'll be trained to administer the full, four-domain test
 - ✓ You'll have taken two quizzes: Oral Language (Listening & Speaking) and Literacy (Reading and Writing)


Finishing the full course and passing both quizzes = WIDA Screener for Kindergarten training course completion

Read the Test Administrator Manual



Check out the test materials!


- Under **Course Resources** are links to printable versions of the following:
 - Test Administrator Script (reusable)
 - Storybook
 - Cards
 - Score Sheets
 - Response Booklet



Test materials

- Test materials were developed in color
- WIDA recommends printing materials in color if this is possible
- Materials are likely to be more engaging to students in color
- WIDA field tested these materials in both color and greyscale versions
- Student outcomes were equivalent
- Students will not be disadvantaged if they take the test with greyscale test materials

WIDA Tips for Administering the Test



Tips to help you get ready

Partner with a colleague to run through a practice test administration

Identify your testing space

Schedule test sessions using WIDA's recommended test timing guidance

Know your local policy: which test domains to administer and what your identification and placement criteria are!

Be familiar with the stopping rules

Moving on

If Listening Correct (LS1–LS2) is 2 or fewer...

Otherwise:

...and you are administering
only Listening and Speaking:

We're finished! You did a great job. Thank you for talking with me today.

...and you are administering
Writing and Reading:

Good job. Let's close the book and do something different.

Go to W1 in the script.

Good job. Now turn the page.

Go to LS3 in the script.

LS2	Listening				Speaking			STOP IF Listening Correct (LS1–LS2) is 2 or fewer. Stopped here: <input type="checkbox"/>
	#	Key	Correct	Incorrect	#	Meets	Approaches	
	1	flaps arms (or) points to bird	<input type="radio"/>	<input type="radio"/>	Q1	<input type="radio"/>	<input type="radio"/>	
	2	moves arms to climb (or) points to climbing leopard	<input type="radio"/>	<input type="radio"/>	Q2	<input type="radio"/>	<input type="radio"/>	
	3	reaches up (or) points to elephant reaching up for leaves	<input type="radio"/>	<input type="radio"/>				



Feel confident about scoring Speaking



WIDA™

Speaking Practice Activity

Speaking retell is important!



Speaking Q1

Go to pages 12–13 in the storybook.

Here are all the pictures again. We're going to tell the story together. I'll start at the beginning.

Point to the top picture.

One sunny morning, Bird meets a new friend, Elephant.

Now it's your turn.

Point to the top picture, and then slide your finger across the pictures in sequential order.

Start with the first picture, and tell me the whole story about the new friends.

If necessary: Point to the top picture. **What do Elephant and Bird do at the beginning of the story?**
(OR) **Tell me more about that part of the story.** (OR) **Tell me what happened next in the story.**

EXPECT

A story of at least four connected oral sentences that convey detail

And Writing!




WIDATM

Writing Practice Activity

Extended Writing task is important!

W4/5	Criteria		Score
	6	Complete story	<input type="radio"/> 6
	5	Story	<input type="radio"/> 5
	4	Phrase or sentence	<input type="radio"/> 4
	3	Words	<input type="radio"/> 3
	2	Sound/letter correspondence	<input type="radio"/> 2
	1	Letter copying	<input type="radio"/> 1
	0	Single letter and/or pictures No written response	<input type="radio"/> 0
	Did not administer		<input type="radio"/> n/a

W4/5




Place the storybook, open to pages 14–15, in front of the student.

Here's the story about Elephant and Hippo again. I'm going to tell you the story, and this time you will write it.

Elephant wants to play with his friend, Hippo. But he can't find her anywhere!

After testing



Scores and reports

- Enter scores in the score calculator to generate a score report
- Keep in mind...
 - Only proficiency level scores are reported
 - Specific WIDA Screener for Kindergarten scores used in EL identification decisions are determined by your state
 - WIDA Screener for Kindergarten is intended to be used as one element in the decision-making process of identifying a student as an English language learner

Find the Score Calculator on the WIDA website



[Assess](#) [Teach](#) [Grow](#) [About](#) [Memberships and Programs](#)

WIDA Screener for Kindergarten Score Calculator

[Assess](#) < [WIDA Screener](#) < [WIDA Screener for Kindergarten](#) < WIDA Screener for Kindergarten Score Calculator

wida.wisc.edu/assess/screener/kindergarten/calculator



Enter your student's scores

Student's Current Grade

K ▾

1

Total Listening Correct

▾

2

Total Speaking Meets

▾

☒ I administered Writing and Reading.

3

Total Writing Score

▾

4

Total Reading Correct

▾

Get Score Report

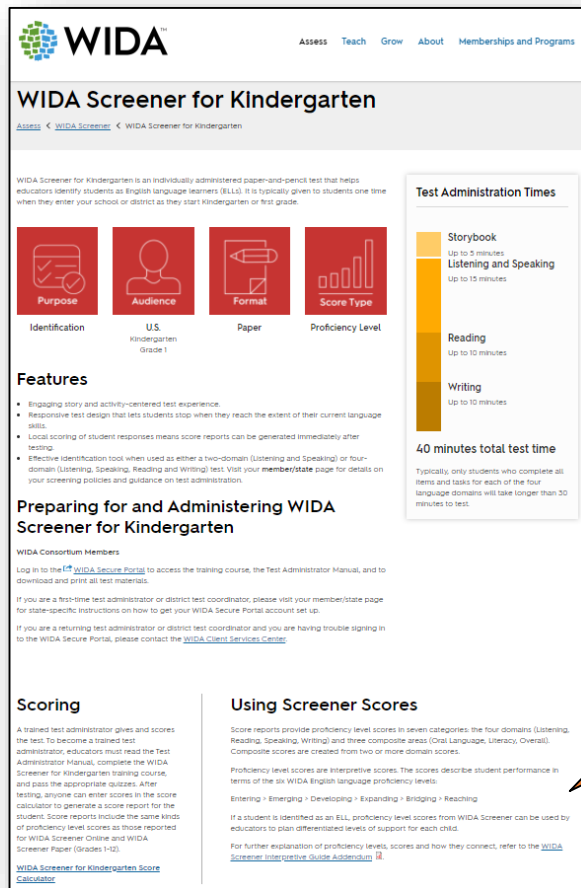
Clear the Form

The image displays a collage of sample score sheets for the WIDA tests. The sheets are organized into three main sections: Listening & Speaking Score Sheet, Writing Score Sheet, and Reading Score Sheet. Each section contains a table for recording scores, a 'STOP IF' instruction, and a 'Stopped here' checkbox. The Listening & Speaking section includes a 'Total Listening Correct' and 'Total Speaking Meets' summary. The Writing section includes a 'Total Writing Score' and 'Total Writing Correct' summary. The Reading section includes a 'Total Reading Correct' summary. The sheets are color-coded: green for Listening & Speaking, purple for Writing, and orange for Reading. The 'Total' boxes at the bottom of each section are highlighted with yellow numbers 1, 2, 3, and 4, corresponding to the input fields on the left.

Create a score report

Language Domain Scores	Proficiency Level
Listening	3
Speaking	3
Writing	1
Reading	2
Composite Scores	Proficiency Level
Oral Language - 50% Listening + 50% Speaking	3.5
Literacy - 50% Reading + 50% Writing	1.5
Overall - 35% Reading + 35% Writing + 15% Listening + 15% Speaking	2

Interpretive Guide Addendum



The screenshot shows the WIDA Screener for Kindergarten website. The header includes the WIDA logo and navigation links: Assess, Teach, Grow, About, Memberships and Programs. The main heading is "WIDA Screener for Kindergarten". Below this, a brief description states: "WIDA Screener for Kindergarten is an individually administered paper-and-pencil test that helps educators identify students as English language learners (ELLs). It is typically given to students one time when they enter your school or district as they start Kindergarten or first grade." A "Test Administration Times" section lists: Storybook (Up to 5 minutes), Listening and Speaking (Up to 15 minutes), Reading (Up to 10 minutes), and Writing (Up to 10 minutes), totaling 40 minutes. A "Features" section lists: Engaging story and activity-centered test experience, Responsive test design, and Immediate scoring. A "Preparing for and Administering WIDA Screener for Kindergarten" section provides instructions for new and returning users. A "Scoring" section explains how to use the score calculator. A "Using Screener Scores" section describes the proficiency levels and how to use the scores for ELL students.

WIDA™
Assess Teach Grow About Memberships and Programs

WIDA Screener for Kindergarten

WIDA Screener for Kindergarten is an individually administered paper-and-pencil test that helps educators identify students as English language learners (ELLs). It is typically given to students one time when they enter your school or district as they start Kindergarten or first grade.

Test Administration Times

- Storybook
Up to 5 minutes
- Listening and Speaking
Up to 15 minutes
- Reading
Up to 10 minutes
- Writing
Up to 10 minutes

40 minutes total test time

Typically, only students who complete all items and tasks for each of the four language domains will take longer than 30 minutes to test.

Features

- Engaging story and activity-centered test experience
- Responsive test design that lets students stop when they reach the extent of their current language skills
- Immediate scoring of student responses means score reports can be generated immediately after testing
- Effective identification tool when used as either a two-domain (Listening and Speaking) or four-domain (Listening, Speaking, Reading and Writing) test. Visit your [member/state](#) page for details on your screening policies and guidance on test administration.

Preparing for and Administering WIDA Screener for Kindergarten

WIDA Consortium Members

Log in to the [WIDA Secure Portal](#) to access the training course, the Test Administrator Manual, and to download and print all test materials.

If you are a first-time test administrator or district test coordinator, please visit your [member/state](#) page for state-specific instructions on how to get your WIDA Secure Portal account set up.

If you are a returning test administrator or district test coordinator and you are having trouble signing in to the WIDA Secure Portal, please contact the [WIDA Client Services Center](#).

Scoring

A trained test administrator gives and scores the test. To become a trained test administrator, educators must read the Test Administrator Manual, complete the WIDA Screener for Kindergarten training course, and pass the appropriate quizzes. After testing, anyone can enter scores in the score calculator to generate a score report for the student. Score reports include the same kinds of proficiency level scores as those reported for WIDA Screener Online and WIDA Screener Paper (Grades 1-12).

[WIDA Screener for Kindergarten Score Calculator](#)

Using Screener Scores

Score reports provide proficiency level scores in seven categories: the four domains (Listening, Reading, Speaking, Writing) and three composite areas (Oral Language, Literacy, Overall). Composite scores are created from two or more domain scores.

Proficiency level scores are interpretive scores. The scores describe student performance in terms of the six WIDA English language proficiency levels:

Entering > Emerging > Developing > Expanding > Bridging > Reaching

If a student is identified as an ELL, proficiency level scores from WIDA Screener can be used by educators to plan differentiated levels of support for each child.

For further explanation of proficiency levels, scores and how they connect, refer to the [WIDA Screener Interpretive Guide Addendum](#).

Here is a link to the WIDA Screener for Kindergarten Interpretive Guide Addendum.

Decisions made by your state

- If you can use K Screener, K MODEL, or K W-APT
- Whether you administer two domains of the test or four domains*
- If you should administer the test in color or not
- How to decide if a student is an EL or not
 - Your state determines the score cutoff and other policy decisions
- **Please look for specific guidance from ISBE regarding how/when use of K Screener will become allowable.**

The WIDA ELD Standards Framework, 2020 Edition



Agenda



Discuss significance of 2020 Edition to education of multilingual learners



Introduce design of 2020 Edition: New & updated features



Discuss content area connection and collaboration resources



Allow time for your questions (At end of session)

Significance of the 2020 Edition for Education of Multilingual Learners



From ELLs to Multilingual Learners



The 2020 Edition & the Education of Multilingual Learners

Why another edition of ELD Standards?

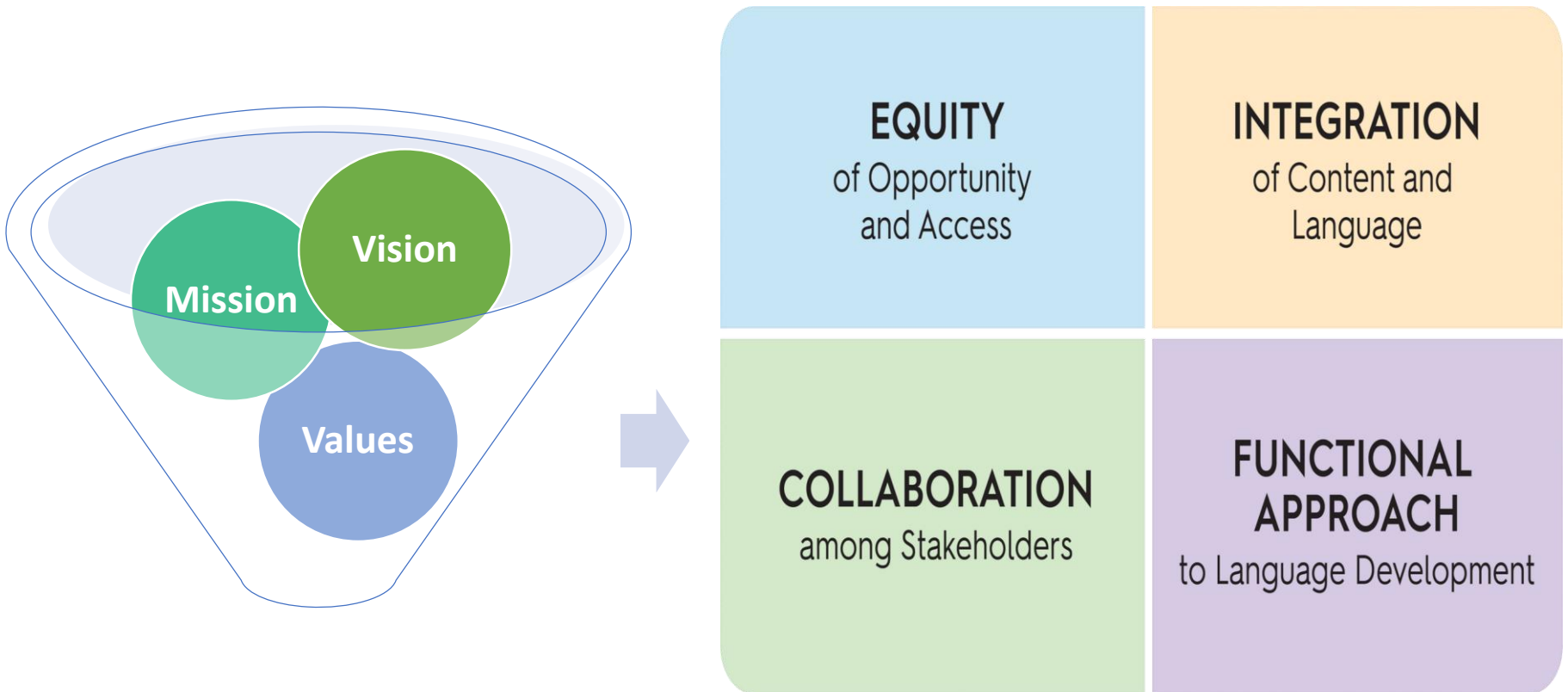
- To keep current in theory and practice in language education
- To better align with academic content standards and disciplinary practices
- To accentuate the assets of multilingual learners



The WIDA ELD Standards Framework

The Framework is	The Framework is NOT
<ul style="list-style-type: none">• A description of clear and measurable goals for learning• A resource for state, district, and school accountability• A guide for informing the design of linguistically and culturally sustaining curriculum, instruction, and assessment	<ul style="list-style-type: none">• A prescriptive document of how to teach• A curriculum, a course of study, or a series of lessons• A basis for evaluation or grading

Transforming WIDA's Can Do Philosophy into 4 Big Ideas



Design Features of the 2020 Edition



The ELD Standards Framework

WIDA ELD STANDARDS STATEMENTS conceptual framing of language and content integration

KEY LANGUAGE USES prominent language uses across disciplines

LANGUAGE EXPECTATIONS goals for content-driven language learning

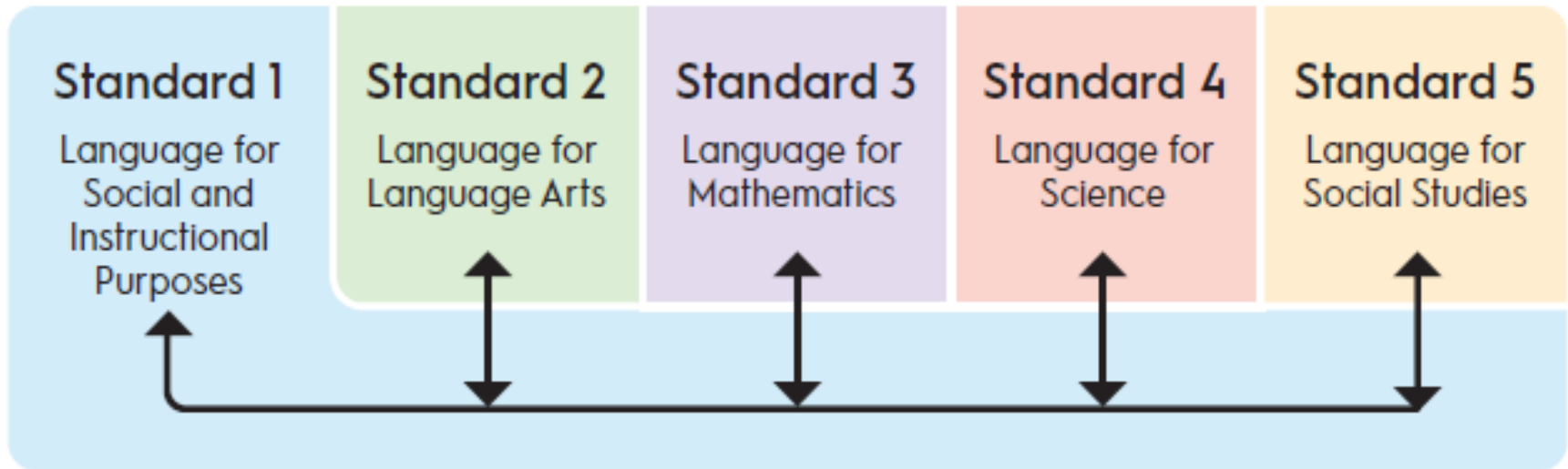
PROFICIENCY LEVEL DESCRIPTORS a continuum of language development across six levels

The ELD Standards Statements Remain the Same

Five WIDA ELD Standard Statements		Abbreviations
Standard 1	English language learners communicate for Social and Instructional purposes within the school setting	Language for Social and Instructional purposes
Standards 2-5	English language learners communicate information, ideas, and concepts necessary for academic success in the content area of ... <ul style="list-style-type: none">• Language Arts• Mathematics• Science• Social Studies	Language for Language Arts Language for Mathematics Language for Science Language for Social Studies

How do we foster language development and use that is FOR thinking and acting in the world?

Couple Standard 1 with Standards 2-5

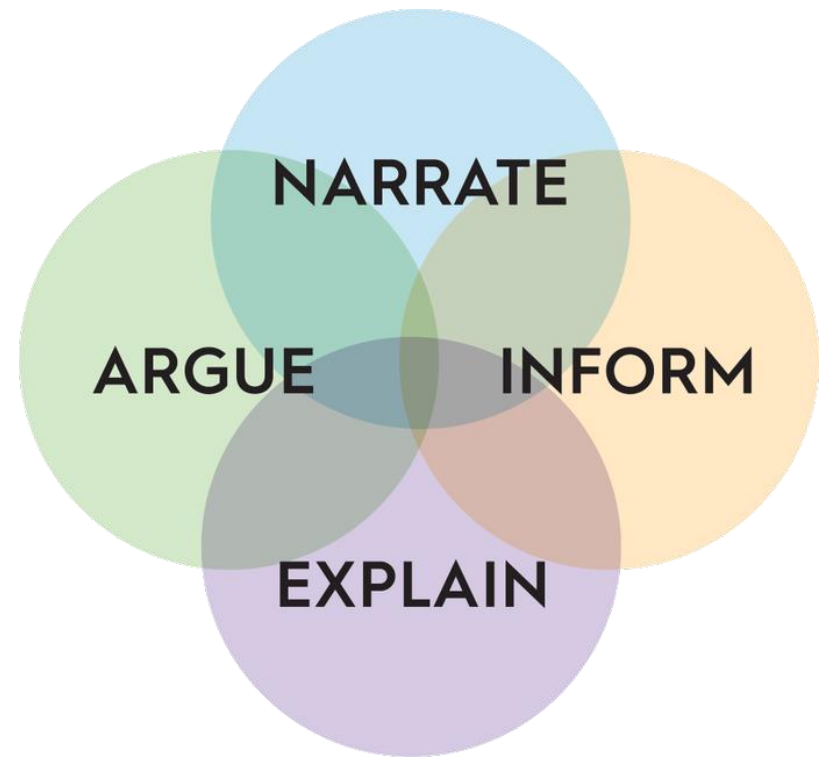


- Standard 1 is for all language proficiency levels, grade levels, and content areas
- Used across numerous topics, tasks, and situations

Key Language Uses (KLUs)

Prominent Language Uses across disciplines

- Represent a systematic analysis of academic content standards & literature
- Bring focus and coherence to the language of schooling
- Prioritize and organize content and language integration



Key Language Use (Genre Family)	Genre Examples (Curriculum Contexts / Products) <i>(adapted from de Oliveira, 2016; Derewianka & Jones, 2018)</i>
Narrate represent experiences through stories and histories, real or imagined	<ul style="list-style-type: none"> • Stories: short stories, novels • Histories: biographies, historical accounts
Inform convey factual information about phenomena or topics	Reports: descriptive, classifying, comparative, compositional
Explain give account for how or why things work	Explanations: sequential, causal, cyclical, systems, factorial, consequential
Argue justify one’s claims using evidence and reasoning	Arguments: book reviews, critical responses in mathematics and science

Language Expectation & Reference Code

Goals for content-driven language instruction

Mode of Communication: Expressive

Key Language Use: Narrate

Grade-Level Cluster

ELD Standard:
Language for
Language Arts

→ **ELD-LA.2-3.Narrate.Expressive:** Multilingual learners construct language arts narratives that

- Orient audience to context
- Develop story with time and event sequences, complication, resolution, or ending
- Engage and adjust for audience

- Identify language to meet content standards
- Make visible common language patterns through a set of Language Functions (with example Language Features)

Language Functions & Features

Language Expectation ELD-LA.2-3.Narrate.Expressive

Language Function	Sample Language Features
Develop story with time and event sequences, complication, resolution or ending through...	<ul style="list-style-type: none">■ ...verbs to describe what characters do, think, and feel■ ... connectors to sequence time (<i>first, next, and then</i>) and events (<i>before, after, later</i>)

Language Functions: Common patterns of language use showcasing ways students might use language to meet the purposes of schooling.

Language Features: Include things like types of sentences, clauses, phrases and words, etc...

Proficiency Level Descriptors (PLDs)

- Articulate multilingual learners' growth across levels of English language proficiency
- Six grade-level clusters aligned to ACCESS
- Three dimensions of language (discourse, sentence, word/phrase)

[illegible]

Additional Supporting Materials



Supporting Materials in 2020 Edition

Collaborative Planning for Content & Language Integration: A Jump-Off Point for Curricular Conversations

Key Language Uses: A Closer Look

Glossary

8 appendices on various topics for specific audiences (e.g., ESSA; Theoretical Foundations)

WIDA ELD Standards Webpages

WIDA ELD Standards Framework page

- Learn more about Big Ideas & framework components

The 2020 Edition page

- Learn more about edition & find supporting resources for rollout and implementation

Standards Professional Development page

- PL opportunities, webinars & resources to better understand framework & 2020 Edition

WIDA ELD Standards News: Voices from the Field series

- Article series presenting ideas, practices and tools for educators as they explore avenues for standards framework implementation.
- First article released on 8/4/21.
- **To subscribe:** WIDA Secure Portal, → Manage → My Profile → News Subscription Preferences.



WIDA Professional Learning

Domestic Consortium

- Self-paced eWorkshop available to Illinois educators now!
 - *The WIDA ELD Standards Framework: A Collaborative Approach*

International Consortium

- The WIDA International Virtual Institute is available on-demand.
Registration now open!



Stay Connected with #WIDA



On Twitter:
[@WIDA_UW](https://twitter.com/WIDA_UW)



On Facebook:
[@WIDA.UW](https://www.facebook.com/WIDA.UW)



On Instagram:
[@WIDA_UW](https://www.instagram.com/WIDA_UW)



On LinkedIn:
[@WIDA-UW](https://www.linkedin.com/company/WIDA-UW)

Visit us at wida.wisc.edu or email help@wida.us

Stay Connected with #WIDA Facebook Groups



WIDA Educator Exchange

A space to exchange ideas, share resources, and engage in discussions to help multilingual learners succeed.

www.facebook.com/groups/WIDAEducators



Supporting Success for Multilingual Learners with Disabilities

A space for people who care about multilingual students with disabilities to share ideas and resources, ask questions, and network.

www.facebook.com/groups/successformllswithdisabilities



Q&A

