



Illinois State Board of Education

James T. Meeks, Chairman

Tony Smith, Ph.D., Superintendent of Education

ELL Assessment Updates 2015-2016

Barry Pedersen

ELL Assessment Coordinator

September 2015



ACCESS 2.0 Operational

- Adds an online option
- New vendor – Data Recognition Corp. (DRC)
- Additional Testing Supports Available
- New Assessment Management Tool WIDA-AMS (www.wida-ams.us)



ACCESS 2.0 Prep Steps

- Connect to WIDA-AMS (Assessment Management System) – Via SIS
- Select Testing Window – Via SIS
- Determine Online vs. Paper
- Know Technology Requirements
- Staff Preparation



Connect to WIDA-AMS

- Log In to SIS
- Go to Pre-ID Group

Illinois State Board of Education **Student Information System** ACCESS Testing Information

Session Timeout: 19:26

Home | Student | Search SID | Request New SID | Exit Enrollment | **Assessment Pre-ID** | ACCESS | DLH-AA | KIDS | PARCC | Assessment Correction | Adjusted Cohorts | Teacher | Batch Files | Reports | Help | Log Out

School: Select School

Select School

- Annette Officer Elementary -- 2038
- Dunbar Elem School -- 2008
- East St Louis Senior High School -- 0043
- East St Louis-Lincoln Middle Sch -- 1036
- Gordon Bush Elementary -- 2055
- James Avant Elementary School -- 2056
- James E Williams Learning Center -- 3009
- Katie Harper-Wright Elem -- 2054
- Mason/Clark Middle Sch -- 1007

Testing Window:

Test Administration

Site Test Coordinator **Technology Coordinator** **Shipping Information**

IEIN:

First Name:

Last Name:

Phone Number:

Phone Extension:

Fax Number:

E-mail:

Attention:

Address Line 1:

Address Line 2:

City:

State:

ZIP:

ZIP + 4:

Have questions or need help? Contact our Call Center (217)558-3600 between 7:00am - 5:00pm CST, Monday - Friday or Click here to Contact Us



Select a Testing Window

Illinois State Board of Education
Student Information System
ACCESS Testing Information

SIS HOME | SIS HOME | LOGOFF
SCHOOL TIMEOUT 19:58

Logon: IBM_TEST_4

Home
Student
Search SID
Request New SID
Exit Enrollment
Assessment Pre-ID
ACCESS
DLM-AA
KIDS
PARCC
Assessment Correction
Adjusted Cohorts
Teacher
Batch Files
Reports
Help
Log Out

School: Annette Officer Elementary -- 2038

Testing Window: Regular Test Window 01/11/2016 To 02/12/2016 ☐ Apply To All Schools In District

Test Administration

Site Test Coordinator	Technology Coordinator	Shipping Information
<input type="checkbox"/> Apply To All Schools In District	<input type="checkbox"/> Apply To All Schools In District	<input type="checkbox"/> Apply To All Schools In District
IEIN:		
* First Name: Monica	Monica	Attention: Monica Smith
* Last Name: Smith	Smith	* Address Line 1: 100 North 1st St
* Phone Number: 2721213112	2721213112	Address Line 2:
Phone Extension:		* City: Springfield
Fax Number:		* State: Illinois
* Email: Monica.Smith@hello.com +m	Monica.Smith@hello.com +m	* ZIP: 62798
		Zip + 4: 1907

Fields marked with an asterisk * are required.

Submit Cancel

- No reason is required for a later window.
- Materials for all windows are being shipped at the same time.



WIDA-AMS

- Order Paper Materials
- Manage Online Testing Sessions
- Test Demonstration & Practice
- Sample Items
- Test Results
- Report Copies



WIDA-AMS

The screenshot shows a web browser window with the address bar displaying <https://www.wida-ams.us/default.aspx>. The page features the WIDA logo in the top left and a welcome message for Barry Pedersen in the top right, with links for [Home](#) and [Log Off](#). A left-hand navigation menu includes links for General Information, Announcements, Minimum Browser Requirements, Security Agreement, Manage Users, Test Resources, Test Setup, Test Management Reports, Student Score Reports, and Student Lookup. The main content area is titled "Welcome to the WIDA Assessment Management System!" and includes a "Navigating the Site" section. This section explains that the navigation menu provides access to various tools and documents, and advises new users to update their demographic information under the "My Account" heading. A contact box provides email addresses (WIDA@datarecognitioncorp.com and help@wida.us) and phone numbers (1-855-787-9615 and 1-866-276-7735) for technical, ordering, and general inquiries. The footer contains copyright information for ACCESS for ELLs 2.0 (2012-2015) and identifies the Board of Regents of the University of Wisconsin System as the representative for the WIDA Consortium.

WIDA AMS

<https://www.wida-ams.us/default.aspx>

Apps | Illinois State Board ... | Suggested Sites | Imported From IE | A | AutoHotkey Beginn...

WIDA™

Welcome Barry Pedersen!
[Home](#) | [Log Off](#)

Welcome to the WIDA Assessment Management System!

Navigating the Site

Several helpful links are just a click away. Please take time to familiarize yourself with the Navigation Menu on the left. It provides access to ACCESS for ELLs 2.0 Materials Ordering, Test Setup, Tech Setup, Test Results and other useful documents/tools.

If this is your first time logging on to the WIDA Assessment Management System, go into **My Account** under the **Manage Users** heading and update your demographic information.

If you have questions about technology, ordering materials, test setup, or navigating this website, please contact DRC Customer Service: WIDA@datarecognitioncorp.com or 1-855-787-9615.

For any other questions, please contact the WIDA Client Services Center who will route your inquiry to the appropriate personnel: help@wida.us or 1-866-276-7735.

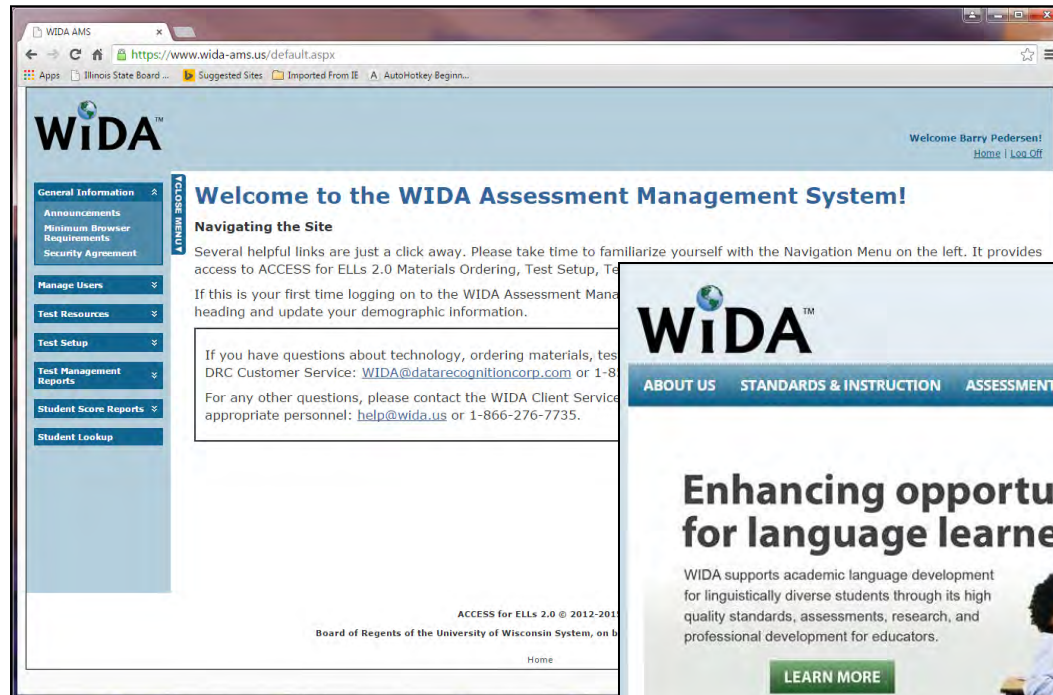
ACCESS for ELLs 2.0 © 2012-2015
Board of Regents of the University of Wisconsin System, on behalf of the WIDA Consortium

Home

<https://www.wida-ams.us/>

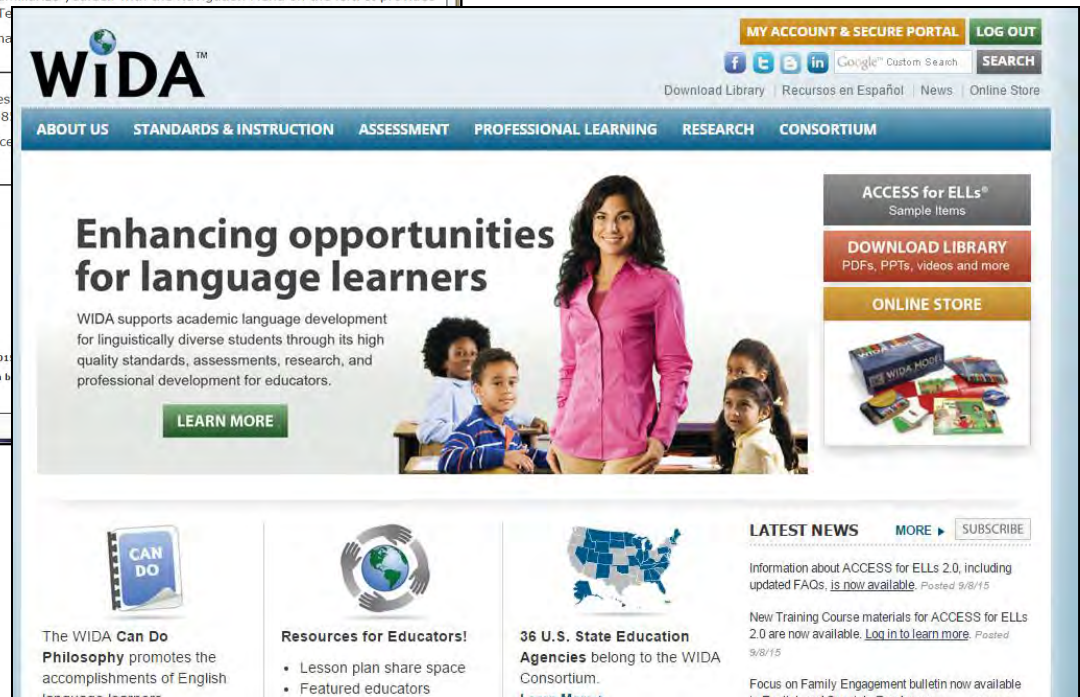


WIDA-AMS.us and WIDA.us



← Testing nuts and bolts

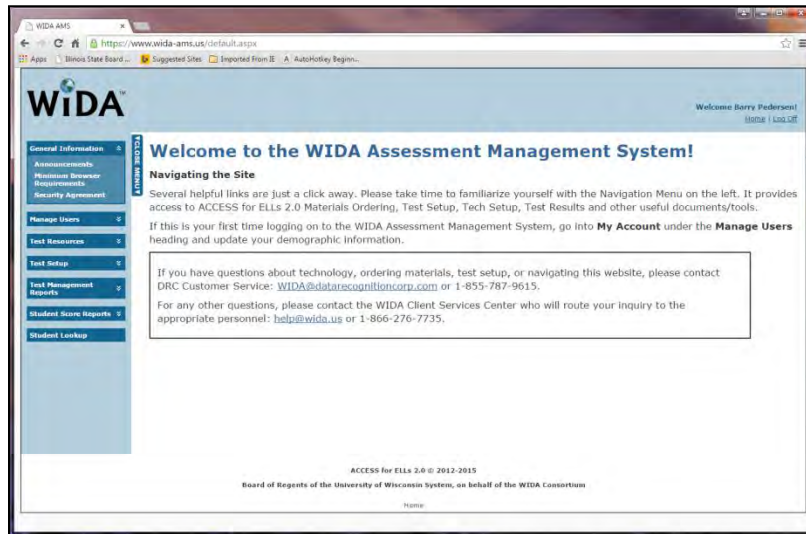
Staff training and preparation →



Both sites refer to a “District Coordinator,” but they do different things, and can be different people.



WIDA-AMS.us and WIDA.us



District Coordinators:

- Set up online testing
- Order testing materials
- Correct student data
- Select accommodations
- View/print reports

District Coordinators:

- Create User Accounts
- Download W-APT
- Assign User Permissions
- View Training Progress



Finding the WIDA-AMS User Guide



The screenshot shows the WIDA homepage. At the top right, there is a navigation bar with links for 'MY ACCOUNT & SECURE PORTAL' and 'LOG OUT'. Below these are social media icons and a search bar. A red arrow points to the 'MY ACCOUNT & SECURE PORTAL' link. The main navigation menu includes 'ABOUT US', 'STANDARDS & INSTRUCTION', 'ASSESSMENT', 'PROFESSIONAL LEARNING', 'RESEARCH', and 'CONSORTIUM'. The main content area features the WIDA logo, the tagline 'Enhancing opportunities for language learners', and a 'LEARN MORE' button. To the right, there are links for 'ACCESS for ELLs® Sample Items', 'DOWNLOAD LIBRARY', and 'ONLINE STORE'.

<https://www.wida.us/>

The screenshot shows the 'My Account & Secure Portal' page. At the top right, there is a navigation bar with links for 'MY ACCOUNT & SECURE PORTAL' and 'LOG OUT'. Below these are social media icons and a search bar. The main navigation menu includes 'ABOUT US', 'STANDARDS & INSTRUCTION', 'ASSESSMENT', 'PROFESSIONAL LEARNING', 'RESEARCH', and 'CONSORTIUM'. The main content area is titled 'My Account & Secure Portal' and features a section for 'ACCESS for ELLs 2.0 Training'. This section includes four tiles: 'Kindergarten', 'Alternate ACCESS Grades 1-12', 'PAPER-BASED Grades 1-12', and 'ONLINE Grades 1-12'. A red arrow points to the 'ONLINE Grades 1-12' tile. Below these tiles are links for 'ACCESS for ELLs Account Creator' and 'VIEW CERTIFICATE OF YOUR TRAINING PROGRESS'. At the bottom, there is a section for 'Screener Test Materials & Training' with a link for 'W-APT Screener Test Docs & Webinars'. On the right side, there is a 'My Account Info' section with fields for Username, First Name, Last Name, Email, IEIN, School, District, and State. The 'Change Password' and 'Edit District' buttons are visible.



Finding the WIDA-AMS User Guide

WIDA™ ACCESS for ELLs Training Grades 1-12 Online

MY ACCOUNT & SECURE PORTAL LOG OUT

SEARCH

ONLINE HOME LOGISTICS LISTENING SPEAKING WRITING READING ACCOMMODATIONS

Online Test Administrator Checklist

Test Administrator Test Coordinator

Initial preparation steps

- ☐ View and try out the interactive [ACCESS for ELLs 2.0 Sample Items for the Public](#). (Instructions and screenshots are also available.)
- ☐ Review the [Accessibility and Accommodations Guidelines](#) and [Accessibility and Accommodations Descriptions](#).
- ☐ Stay informed of developments in ACCESS for ELLs 2.0 by periodically reviewing the FAQs and preparation resources on the [ACCESS for ELLs 2.0 webpage](#).

Fall 2015

- ☐ Review the [WIDA Assessment Management System User Guide](#).
- ☐ Upon receipt of your WIDA AMS account credentials, log into the WIDA AMS and agree to terms.



DRC INSIGHT™
ONLINE LEARNING SYSTEM

WIDA®

WIDA Assessment Management System (WIDA AMS)

User Guide, Part 1

Data Recognition Corporation (DRC)
13490 Bass Lake Road
Maple Grove, MN 55311

Direct: 1-855-787-9615
<https://www.wida-ams.us>
Revision Date: September 1, 2015

Contents

■ Introduction	What's Covered In This Guide.....6 The WIDA AMS Permissions Matrix.....7
■ Working with the WIDA AMS	The WIDA Assessment Management System (AMS) Home Page.....9 Logging on to the WIDA AMS for the First Time.....10
■ General Information Menu	Introduction.....14 Minimum Browser Requirements.....15
■ Manage Users Menu	Introduction.....17 User Administration.....18 Editing a User's Contact Information.....19 Editing a Single User's Permissions.....20 Editing Multiple Users' Permissions.....24 Resetting a User's Password.....25 Inactivating a User.....26 Activating a User.....27 Adding a User to the WIDA AMS.....28 Adding a User to the WIDA AMS with a Permission Set.....29 WIDA AMS Permissions Matrix.....31 Uploading Multiple Users to the WIDA AMS.....34
■ Materials Menu	Materials Ordering.....38
■ Test Setup Menu—Submit Pre-ID Data	Uploading Multiple Students to the WIDA AMS.....46
■ Index	Index.....50



Online vs. Paper Administration

- Can do either or both
- Same window
- Use WIDA-AMS.us for both
- Consider Technology Requirements
- Consider online supports available



Technology Requirements

WIDA™

Download Library | Recursos en Español | News | Online Store

ABOUT US STANDARDS & INSTRUCTION **ASSESSMENT** PROFESSIONAL LEARNING RESEARCH CONSORTIUM

ACCESS for ELLs 2.0

Alternate ACCESS for ELLs

W-APT

WIDA MODEL

ASSETS Grant

FLARE Grant

Content

Username: Not an email address *

Password: *

[Learn more](#)

[Forgot Password?](#)

LOG IN

DOWNLOAD LIBRARY

PDFs, PPTs, videos and more

Enhancing opportunities for language learners

WIDA supports academic language development for linguistically diverse students through its quality standards, assessments, research, and professional development for educators.

LEARN MORE

CAN DO

WIDA™

Download Library | Recursos en Español | News | Online Store

ABOUT US STANDARDS & INSTRUCTION ASSESSMENT PROFESSIONAL LEARNING RESEARCH CONSORTIUM

ACCESS for ELLs 2.0 Summative Assessment

Beginning in 2015-16

About What's New Scores and Reports Updates Contacts

About ACCESS for ELLs 2.0

ACCESS for ELLs 2.0 is a secure large-scale English language proficiency assessment administered to Kindergarten through 12th grade students who have been identified as English language learners (ELLs). It is given annually in WIDA Consortium member states to monitor students' progress in acquiring academic English. ACCESS for ELLs 2.0 is only available to Consortium member states.

In 2015-2016, the WIDA Consortium will begin administration of the new summative assessment from grades 1–12. An online assessment will replace the earlier paper-based assessment, ACCESS for ELLs, although a paper-based assessment will continue to be available according to each state's guidelines. For more information regarding a specific state's guidelines, please visit the [WIDA member states' pages](#). The Kindergarten and Alternate ACCESS for ELLs assessments will not change from previous years and remain paper-based.

ACCESS for ELLs 2.0 2015-16 Implementation

[FAQs](#)

Technology

[Preparation Resources](#)

WIDA Assessment Management System Website (WIDA AMS)



Technology Requirements

ABOUT US STANDARDS & INSTRUCTION ASSESSMENT PROFESSIONAL LEARNING

ACCESS for ELLs 2.0

Technology

WIDA and project partners on the ASSETS grant are committed to using technology to the i score the assessment and report assessment results.

The benefits of administering the new assessments on comp

- Increased student engagement
- Standardization of the test-taking experience
- Built-in accommodations appropriate for individual student n
- Simultaneous administration of multiple grades and tiers
- Elimination of individual administrations of the Speaking test

To ensure that computer delivery does not interfere with students' cognitive labs and pilot studies will be conducted to optimize interfa minimize any negative affect associated with computer delivery of with the interface through a tutorial with practice items.

Technology Requirements

The technology requirements outlined below are also available in a

[Please review the attached FAQs about technology for ACCESS f](#)

<https://www.wida.us/assessment/access20-tech.aspx>

DRC Insight Requirements & DRC TSM Requirements

- Operating Systems
- Devices
- Internet Connectivity
- Hardware
- Screen Size & Resolution




Technology Requirements

If you have the correct technology for the PARCC, the only additional requirement is audio recording devices for the Speaking Assessment.

- Headsets (preferred)
- Microphone

<https://www.wida.us/assessment/ACCESS%202.0/documents/Headset-specifications.pdf>

		
<u>ACCESS for ELLs 2.0 Headset Specifications</u>		
The table below outlines features for headsets and recording devices and WIDA's rationale in recommending those features. Please note that WIDA does not endorse specific brands or devices.		
Recommended Features	Reason for Recommendation	Alternatives not Recommended
Device: <i>Headset</i>	Allows for recording and playback using the same device.	Separate headphones and microphone increase the need to ensure proper connection and setup on the computer and thus complicate the testing site set-up.
Headset Design: <i>Over Ear Headphones</i>	Comfortable when worn for a longer period of time by students of different ages. Weight and size of headphones can be selected based on students' age.	In ear headphones (ear buds) that are placed directly in the ear canal are more difficult to clean between uses by different students. They are



Technology Requirements

Considerations for Audio Recording Devices:

- How many students will take the Speaking Assessment at one time?
- Options for Hygiene concerns
 - Polyester Covers
 - Disinfecting Wipes



ACCESS for ELLs 2.0

Accessibility Features & Accommodations



ACCESS for ELLs 2.0® Accessibility and
Accommodations Descriptions

[https://www.wida.us/assessment/
WIDA_AccessAccDescriptions.pdf](https://www.wida.us/assessment/WIDA_AccessAccDescriptions.pdf)

← What



ACCESS for ELLs 2.0® Accessibility and
Accommodations Guidelines

How to →

[https://www.wida.us/assessment/
WIDA_AccessAccGuidelines.pdf](https://www.wida.us/assessment/WIDA_AccessAccGuidelines.pdf)



Staff Preparation Checklists - Online

The screenshot shows the WIDA website's 'My Account & Secure Portal' page. The page has a blue header with the WIDA logo and navigation links: ABOUT US, STANDARDS & INSTRUCTION, ASSESSMENT, PROFESSIONAL LEARNING, RESEARCH, and CONSORTIUM. Below the header, there's a section titled 'My Account & Secure Portal' with a sub-header 'ACCESS for ELLs 2.0 Training'. Under this, there are four buttons: Kindergarten, Alternate ACCESS Grades 1-12, PAPER-BASED Grades 1-12, and ONLINE Grades 1-12. A red arrow points to the 'ONLINE Grades 1-12' button. To the right, there's a 'My Account Info' section with fields for Username (bpedersen), First Name (Barry), and Last Name (Pedersen). There are also links for 'MY ACCOUNT & SECURE PORTAL', 'LOG OUT', and a 'SEARCH' button.

[https://www.wida.us/
client/index.aspx](https://www.wida.us/client/index.aspx)

The screenshot shows the 'Online Test Administrator Checklist' page. The page has a green header with the WIDA logo and navigation links: ONLINE HOME, LOGISTICS, LISTENING, SPEAKING, WRITING, READING, and ACCOMMODATIONS. Below the header, there's a section titled 'Online Test Administrator Checklist' with a sub-header 'ACCESS for ELLs Training Grades 1-12 Online'. There are two buttons: 'Test Administrator' and 'Test Coordinator'. There is also a search bar and a 'SEARCH' button.

The screenshot shows the 'Online Test Coordinator Checklist' page. The page has a green header with the WIDA logo and navigation links: ONLINE HOME, LOGISTICS, LISTENING, SPEAKING, WRITING, READING, and ACCOMMODATIONS. Below the header, there's a section titled 'Online Test Coordinator Checklist' with a sub-header 'ACCESS for ELLs Training Grades 1-12 Online'. There are two buttons: 'Test Administrator' and 'Test Coordinator'. There is also a search bar and a 'SEARCH' button. Below the header, there's a section titled 'Initial preparation steps' with a checkbox and a link to 'View and try out the interactive ACCESS for ELLs 2.0 Sample Items for the Public. (Instructions and screenshots are also available.)'



Staff Preparation Checklists - Paper

WIDA™

MY ACCOUNT & SECURE PORTAL LOG OUT

f t B in Google™ Custom Search SEARCH

Download Library Recursos en Español News Online Store

ABOUT US STANDARDS & INSTRUCTION ASSESSMENT PROFESSIONAL LEARNING RESEARCH CONSORTIUM

My Account & Secure Portal

ACCESS for ELLs 2.0 Training

Kindergarten Alternate ACCESS Grades 1-12 **PAPER-BASED Grades 1-12** ONLINE Grades 1-12

My Account Info

Please contact the [WIDA Help Desk](#) to correct or update your username. All other info can be edited using this form. Don't forget to click save!

Username: [Change Password](#)
bpedersen

First Name: Barry

Last Name: Pedersen

<https://www.wida.us/client/index.aspx>

WIDA™

ACCESS for ELLs Training Grades 1-12 Paper-Based

PAPER-BASED HOME LOGISTICS LISTENING SPEAKING WRITING READING ACCOMMODATIONS

Paper Test Administrator Checklist

Test Administrator Test Coordinator

WIDA™

ACCESS for ELLs Training Grades 1-12 Paper-Based

PAPER-BASED HOME LOGISTICS LISTENING SPEAKING WRITING READING ACCOMMODATIONS

Paper Test Coordinator Checklist

Test Administrator Test Coordinator

Initial preparation steps

☐ Review the [Accessibility and Accommodations Guidelines](#) and [Accessibility and Accommodations Descriptions](#) and ensure that IEP teams understand the new guidelines.



Staff Preparation Checklists

[https://www.wida.us/assessment/Technology
%20Coordinator%20Checklist%208.06.15.pdf](https://www.wida.us/assessment/Technology%20Coordinator%20Checklist%208.06.15.pdf)

Technology Coordinator Checklist

Timeline	Responsibilities
Summer 2015 (or beginning of the school year)	<ul style="list-style-type: none"><input type="checkbox"/> Watch the ACCESS for ELLs 2.0 Initial Technology Coordinator Overview Webinar (a live webinar that was recorded (May 1, 2015, 2:00pm CST) and review the Q & A document.<input type="checkbox"/> Review the WIDA ACCESS for ELLs 2.0 Technology webpage, including all system requirements.<input type="checkbox"/> Discuss district and school technology needs with the District Test Coordinator. Confirm the district or school's technology capacity to administer ACCESS for ELLs 2.0 online.<input type="checkbox"/> Review the ACCESS for ELLs 2.0 Headset Specifications document, and advise the District Test Coordinator about acquiring headsets.<ul style="list-style-type: none">o Refer to the Field Test eDIRECT Downloads Module for detailed instructions on eDIRECT software downloads.o Review additional Field Test Preparation Resources on the process, as needed.o Refer to the Test Coordinator training materials posted on the Field Test website under Preparation Resources (www.wida.us/3.0/FT).



Staff Preparation

Webinar Sign-Up

<https://wida.webex.com/mw0401lsp13/mywebex/default.do?siteurl=wida>

Events by Program

[View Events by Date](#) | [View Event Recordings](#)

English : [Chicago Time](#)









☐ Show past events ☐ Show only events that require registration

Date & Time

Topic


Panelist

▼ Other Events

Sep 23, 2015 10:30 am	Test Coordinator Overview Webinar	 Register
Sep 23, 2015 1:00 pm	Test Coordinator Overview Webinar	 Register
Sep 24, 2015 10:30 am	Test Coordinator Overview- Encore	 Register
Sep 24, 2015 1:00 pm	Test Coordinator Overview- Encore	 Register
Sep 30, 2015 10:30 am	Test Administrator Overview Webinar	 Register
Sep 30, 2015 1:00 pm	Test Administrator Overview Webinar	 Register
Oct 7, 2015 3:00 pm	Technology Coordinator Overview	 Register
Oct 9, 2015 10:00 am	Technology Coordinator Overview	 Register



Training for 2015-2016



Training Options for ACCESS 2.0			
	Paper		Online
Listening	ACCESS 1.0 ¹	ACCESS 2.0	ACCESS 2.0 (10 min.)
Reading	ACCESS 1.0 ¹	ACCESS 2.0	ACCESS 2.0 (10 min.)
Writing	ACCESS 1.0 ¹	ACCESS 2.0	ACCESS 2.0 (10 min.)
Speaking	ACCESS 2.0 ¹ (90 min.)		ACCESS 2.0 (10 min.)
Alternate	No Change		--
Kindergarten	No Change		--

Shading indicates new training is required to administer.

¹ Includes a quiz.

Certificates are issued for all ACCESS training.

ACCESS training completion recorded at www.wida.us.



W-APT Training

Training for W-APT			
	ACCESS 1.0	ACCESS 2.0	W-APT Webinar
Listening	--	--	X
Reading	X	X	X
Writing	X	X	X
Speaking	X	--	X

Some parts of ACCESS training are preparation to give the W-APT, but the W-APT training is not preparation to administer ACCESS.


The W-APT webinar does not have a quiz.

No certificate issued for W-APT Webinar.





W-APT Webinar training completion is not recorded.



W-APT Webinar



MY ACCOUNT & SECURE PORTAL LOG OUT




Download Library Recursos en Español News Online Store


ABOUT US STANDARDS & INSTRUCTION ASSESSMENT PROFESSIONAL LEARNING RESEARCH CONSORTIUM

My Account & Secure Portal


ACCESS for ELLs 2.0 Training




Kindergarten



Alternate ACCESS
Grades 1-12




PAPER-BASED
Grades 1-12



ONLINE
Grades 1-12



ACCESS for ELLs
Account Creator



VIEW CERTIFICATE
OF YOUR TRAINING PROGRESS

Screener Test Materials & Training

W-APT
Screener Test
Docs & Webinars

My Account Info

Please contact the [WIDA Client Services Center](#) to correct or update your username. All other info can be edited using this form. Don't forget to click save!

Username:

First Name:

Last Name:

Email:

IEIN:

School:

District:

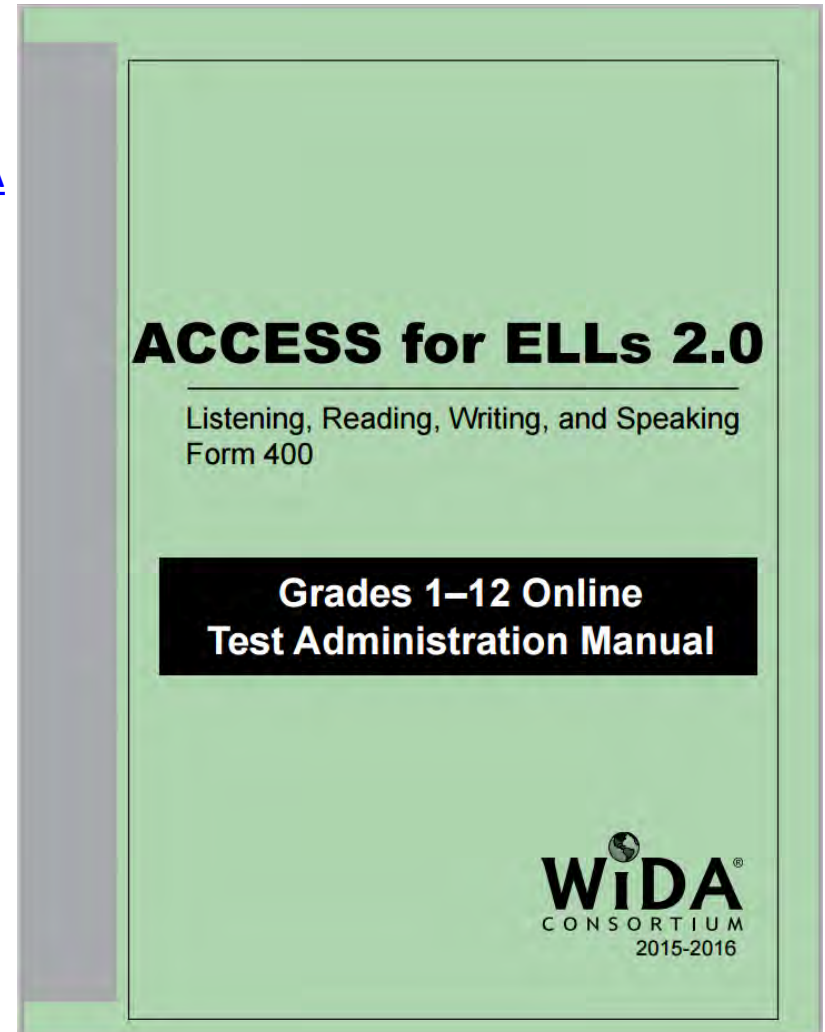
State:

Position Type:



ACCESS for ELLs 2.0 Test Administration Manual

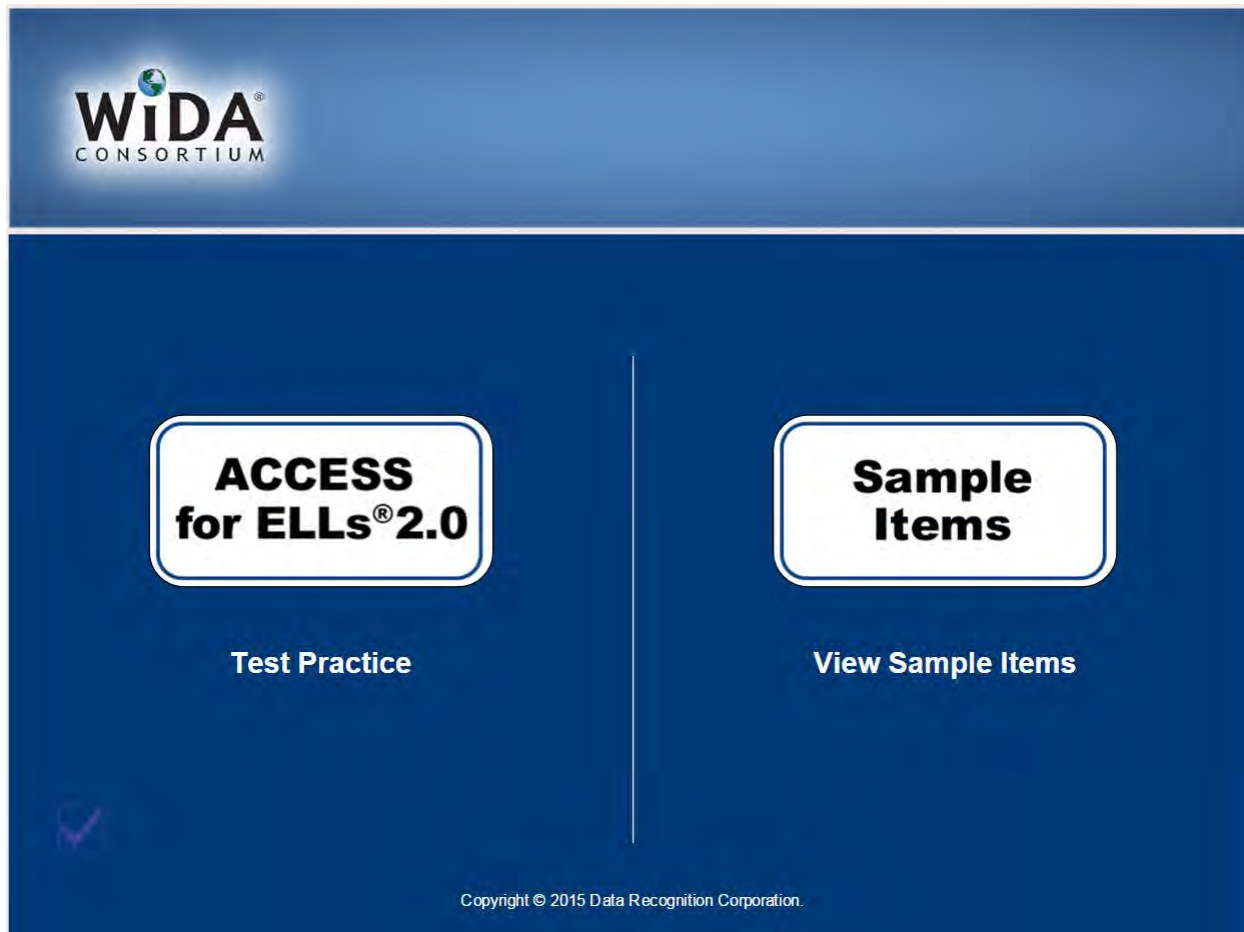
<https://www.wida.us/ACCESSTraining/online/ACCESS%20for%20ELLs%202.0%20Online%20Test%20Administration%20Manual.pdf>





ACCESS for ELLs 2.0 Sample Items (Chrome Browser)

<https://wbte.drcedirect.com/WIDA/portals/wida>





Resources & Contacts

- [ACCESS for ELLs 2.0 webpage](#)
- [WIDA-AMS User Guide](#)
- [ACCESS 2.0 Online Test Administration Manual](#)
- WIDA Client Services Center: 866-276-7735
or help@wida.us
- DRC Customer Support: 855-787-9615
or WIDA@datarecognitioncorp.com
- Barry Pedersen, ISBE: 866-317-6034,
bpederse@isbe.net



Questions?

