



# Capital Needs Assessment Survey Results

December, 2012

State of Illinois, Pat Quinn  
Governor

**Public Act 93-0489 requires the Illinois State Board of Education (ISBE) and the Capital Development Board (CDB) to file a comprehensive assessment report of the capital needs of all school districts to the General Assembly every two years. In an effort to compile this assessment needs report, the two agencies requested that all school districts complete and submit a Capital Needs Assessment Survey. ISBE and CDB thank the Regional Offices of Education for their assistance in gathering the data.**

## Overview

Responses were submitted by 385 elementary, secondary and unit school districts who reported over \$7 billion of capital needs for new schools, building additions, and general repair work for the next two years. Significant findings of the survey include:



Over \$1.2 billion is needed to build 61 new school buildings.



Over \$5.7 billion is needed for overall general repair and remodeling projects.



To ease overcrowding, districts are using 427 temporary classrooms.



Of the overall general repair and remodeling needs, over \$3 billion is needed for Health/Life Safety work.



Over \$371 million is needed for 92 building additions.



28 school districts report they are either a candidate for or are considering consolidation.



236 additional classrooms are needed for Pre-Kindergarten classes.



293 additional classrooms are needed for Kindergarten classes.

**Capital Development Board  
Jim Underwood  
Executive Director**

**Illinois State Board of Education  
Christopher A. Koch, Ed.D.  
State Superintendent of Education**

**2012 CAPITAL NEEDS ASSESSMENT SURVEY - RESULTS**

Type of Work Needed	PK - 8		High School		District Totals	
	# of Bldgs	Estimated \$	# of Bldgs	Estimated \$	# of Bldgs	Estimated \$
<b>General Repair/Remodeling/Renovation:</b>						
1. Technological Upgrading	909	76,645,770	201	35,802,660	1,110	112,448,430
2. General Repair / Remodeling	1,300	817,542,824	291	422,311,448	1,591	1,239,854,272
3. HLS* - Structural repairs (walls, foundations, etc.)	675	172,794,181	149	39,753,435	824	212,547,616
4. HLS - Roof repairs or replacements	969	612,039,503	241	288,451,321	1,210	900,490,824
5. HLS - Heating/ventilation/air conditioning	991	945,863,258	235	322,012,263	1,226	1,267,875,521
6. HLS - Electrical systems other than alarms	409	83,856,182	113	31,504,486	522	115,360,668
7. HLS - Plumbing systems	900	237,569,853	209	115,426,936	1,109	352,996,789
8. HLS - Egress systems (doors, stairs, etc.)	865	68,902,605	202	33,747,656	1,067	102,650,261
9. HLS - Fire protection (detectors, alarms, etc.)	419	40,287,907	98	11,297,672	517	51,585,579
10. Asbestos abatement	327	42,046,497	105	19,520,001	432	61,566,498
11. School security measures	485	49,943,167	145	18,140,369	630	68,083,536
12. Energy conservation	447	59,593,147	116	22,925,094	563	82,518,241
13. Repair of sidewalks, playgrounds, etc.	1,094	527,794,610	223	250,103,268	1,317	777,897,878
14. Accessibility Measures	784	256,060,430	179	99,737,305	963	355,797,735
<b>Subtotal General Repair/Remodeling/Renovation</b>	<b>10,574</b>	<b>3,990,939,934</b>	<b>2,507</b>	<b>1,710,733,914</b>	<b>13,081</b>	<b>5,701,673,848</b>
<b>New School Construction</b>	<b>41</b>	<b>988,460,000</b>	<b>20</b>	<b>217,850,000</b>	<b>61</b>	<b>1,206,310,000</b>
<b>Building Additions</b>	<b>71</b>	<b>274,018,571</b>	<b>21</b>	<b>97,530,000</b>	<b>92</b>	<b>371,548,571</b>
<b>Total Work Needed</b>	<b>10,686</b>	<b>5,253,418,505</b>	<b>2,548</b>	<b>2,026,113,914</b>	<b>13,234</b>	<b>7,279,532,419</b>

**II. Impact:** Provide the total estimated increase or decrease of the financial impact the capital expansion and renovation/remodeling work will have on the district's Operations & Maintenance and Educational Fund Budgets, such as additional staff.

	PK - 8		High School		District Totals	
	*Increase or Decrease	Estimated \$	*Increase or Decrease	Estimated \$	*Increase or Decrease	Estimated \$
	Increase	215,095,759	Increase	122,489,294	Increase	337,585,053

**III. Temporaries:** Indicate the number of temporary classrooms used at each level to house some or all of its students, in the space provided.

		a. Elementary Classrooms		346		
		b. High School Classrooms		81		
<b>IV. Enrollment &amp; EAV Trends:</b> Place an "X" in the box which represents the last 2 years enrollment and EAV trend for each of the following key areas.						
		Sharp Decline 5% or more	Small Decline 2% - 4.9%	Stable	Small Growth 2% - 4.9%	Sharp Growth 5% or More
1	Enrollment	24	95	189	51	13
2	EAV	119	72	80	86	8

**V. Work in Progress:** For the types of work listed below, enter the number of buildings for which work is currently in progress. Place your numbers in the columns representing the number of buildings and estimated cost for that type of work for both elementary and high school.

Type of Work In Progress	PK - 8		High School		District Totals	
	# of Bldgs	Estimated \$	# of Bldgs	Estimated \$	# of Bldgs	Estimated \$
<b>General Repair/Remodeling/Renovation:</b>						
1. Technological Upgrading	407	18,169,797	112	16,535,341	519	34,705,138
2. General Repair / Remodeling	334	140,816,754	113	62,373,134	447	203,189,888
3. HLS* - Structural repairs (walls, foundations, etc.)	136	15,932,918	55	5,169,833	191	21,102,751
4. HLS - Roof repairs or replacements	169	96,635,624	77	105,015,002	246	201,650,626
5. HLS - Heating/ventilation/air conditioning	195	109,499,029	71	191,565,450	266	301,064,479
6. HLS - Electrical systems other than alarms	115	5,515,286	48	9,032,982	163	14,548,268
7. HLS - Plumbing systems	145	2,254,071	54	4,329,205	199	6,583,276
8. HLS - Egress systems (doors, stairs, etc.)	106	3,820,662	48	3,539,725	154	7,360,387
9. HLS - Fire protection (detectors, alarms, etc.)	96	2,429,890	47	1,305,789	143	3,735,679
10. Asbestos abatement	79	2,899,004	43	2,830,300	122	5,729,304
11. School security measures	143	3,727,689	53	1,049,300	196	4,776,989
12. Energy conservation	439	33,198,471	93	10,766,019	532	43,964,490
13. Repair of sidewalks, playgrounds, etc.	233	15,542,500	57	8,415,687	290	23,958,187
14. Accessibility Measures	53	8,084,125	39	25,079,066	92	33,163,191
<b>Subtotal General Repair/Remodeling/Renovation</b>	<b>2650</b>	<b>458,525,820</b>	<b>910</b>	<b>447,006,833</b>	<b>3560</b>	<b>905,532,653</b>
<b>New School Construction</b>	<b>16</b>	<b>129,386,281</b>	<b>18</b>	<b>386,601,332</b>	<b>34</b>	<b>515,987,613</b>
<b>Building Additions</b>	<b>39</b>	<b>220,050,438</b>	<b>16</b>	<b>123,106,938</b>	<b>55</b>	<b>343,157,376</b>
<b>Total Work in Progress</b>	<b>2705</b>	<b>807,962,539</b>	<b>944</b>	<b>956,715,103</b>	<b>3649</b>	<b>1,764,677,642</b>

**VI. Consolidation:** Is this district a candidate or considering consolidation? Yes  28 No  347

**VII. Bonding power:** Will this district need to exceed its general obligation debt limit to finance the construction projected for the next 2 years?

Does the District provide full-day Pre-Kindergarten Classes? Yes  50 No  325

Does the District provide full-day Kindergarten Classes? Yes  48 No  217

Does the District need additional classrooms to provide this instruction? Yes  281 No  84


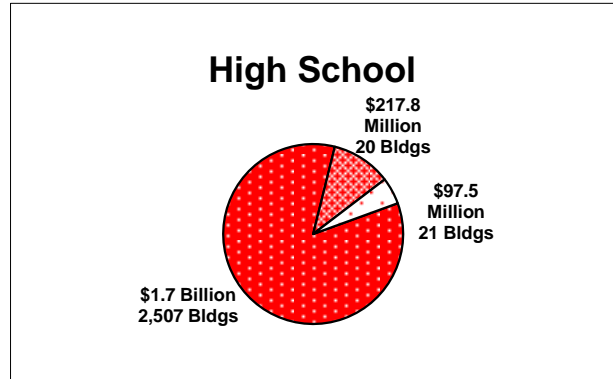
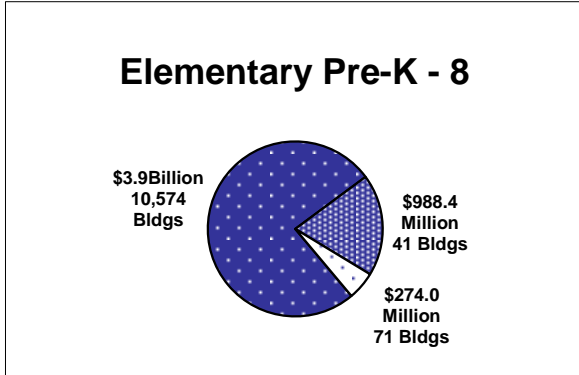
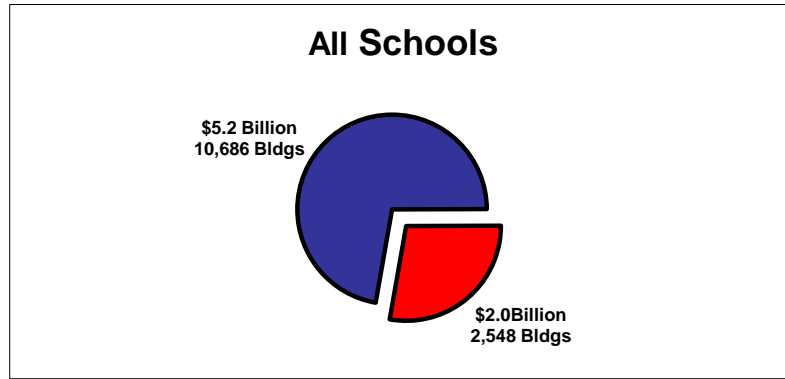
If Yes, how many additional Pre-Kindergarten classrooms are needed?  Yes  89 No  270

If Yes, how many additional Kindergarten classrooms are needed?  (Insert # of PK Classrooms)

(Insert # of Kdg. Classrooms)

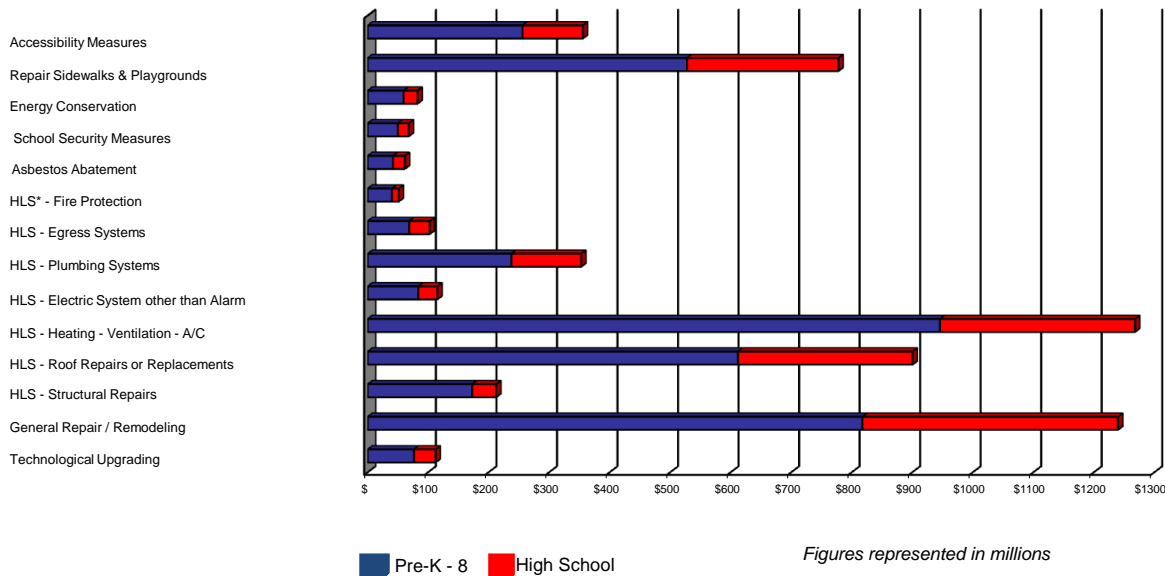
\*HLS denotes Health/Life and Safety

## Capital Needs Through January 2014



## General Renovation and Repair

The estimated need for General Renovation and Repair work is graphically represented in the bar chart below. These needs are projected within the next two years, and are over and above the work in progress through 2010.



## Overview of Needs and Resources

The Illinois State Board of Education and the Capital Development Board conducted the first Capital Needs Assessment Survey in 2004. Of the 690 districts responding to the survey, that estimated need was \$6.7 billion. The current survey shows an estimated capital needs of \$7.2 billion with 385 school districts responding, an \$18.9 million average per district.

<b>Survey Year</b>	<b>No. of Respondents</b>	<b>Estimated Need (Billions)</b>	<b>Average Per District (Millions)</b>
2005	690	\$6.7	\$9.7
2007	450	\$8.2	\$18.2
2009	456	\$7.6	\$16.6
2011	618	\$9.9	\$16.1
2013	385	\$7.2	\$18.9

## Temporary Units

Districts use temporary-modular or manufactured unit facilities to provide classrooms for their students when their school building's capacity is not sufficient to accommodate their student's enrollment. To ease overcrowding, reporting districts are using 427 temporary classrooms.

## Pre-Kindergarten and Kindergarten Classrooms Needed

The survey reflects 48 districts of the 265 responding to the question reported that they provide full-day Pre-Kindergarten classes. 281 districts of the 365 districts responding to the question, provide full-day Kindergarten classes.

The survey reflects the need for 293 additional classrooms for Kindergarten and 236 classrooms for Pre-Kindergarten.

## School Construction Grant Program

The Illinois General Assembly passed the School Construction Law (Public Act 90-548) in December 1997. To date, the School Construction Grant Program has benefited 575 school districts in every region of the state and has provided over \$4 billion in state-funded grants to help local school districts. The program emphasis is on projects that alleviate the shortage of classroom space due to population growth or aged buildings.

The School Construction Grant Program has been a successful partnership, using local and state matching funds to build 305 new schools and 3,767 renovations/additions. A list of these school districts is available at [www.cdb.gov/cdb](http://www.cdb.gov/cdb) and [www.isbe.net](http://www.isbe.net).

**For media information call the Capital Development Board at 217-558-0516 or the Illinois State Board of Education at 217-782-2223.**

**For details regarding the School Construction Grant Program, please call the Capital Development Board at 217-782-8708 or the Illinois State Board of Education at 217-785-8779.**