

Illinois State Board of Education

Data Quality Dashboard



Illinois State Board of Education - Data Analysis Division - www.isbe.net - Revised May 2016

James T. Meeks, Chairman - Tony Smith, Ph.D., State Superintendent of Education

Detail Explanations of Course Assignment Audits

Introduction

Within the Data Quality Dashboard, there are currently eight Course Assignment reasonability checks (audits). This guide covers the Student Course Assignment Audits first, and the Teacher Course Assignment Audits second. This guide will explain each reasonability check in full and show where the user can make edits to their data. Please note that individual audits will be ordered on the Data Quality Dashboard by score.

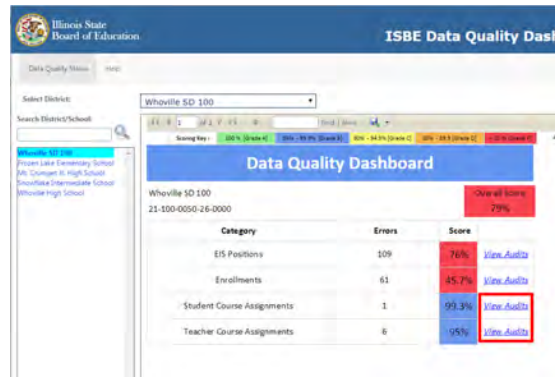
The user will need to access the Data Quality Dashboard through IWAS to begin. For assistance with this step, please see the Data Quality Dashboard Visual Guide.

Navigation

Accessing the Course Assignment Reasonability Checks	2
1. Reasonability Check: School with No Student Course Assignments	2
2. Reasonability Check: First Semester Course Assignments Outside Range	3
3. Reasonability Check: Secondary Credit Average Outside Expected Range	4
4. Reasonability Check: Course Marked as Dual-Credit Has No IPEDS Number	5
5. Reasonability Check: Active Teaching Position Has No Course Assignments	6
6. Reasonability Check: School with No Teacher Course Assignments	7
7. Reasonability Check: Student Class Has No Assigned Teacher	8
8. Reasonability Check: Teacher Has No Assigned Students	9

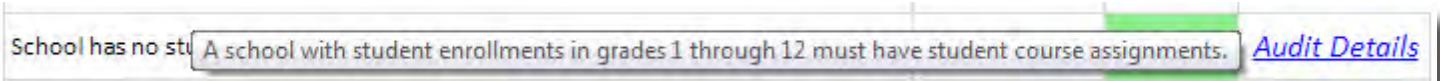
Accessing the Student Course Assignments Reasonability Checks

Select "View Audits" next to "Student Course Assignments" on the Data Quality Dashboard home page.

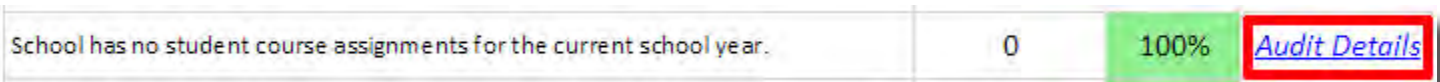


1. Reasonability Check: School with No Student Course Assignments

The "School with No Student Course Assignments" audit compares the student enrollments and student course assignments from the Student Information System (SIS) and ensures each school with student enrollments has corresponding course assignments. Hovering over each audit will explain the business rule that defines the reasonability check. The rule that governs this audit is "A school with student enrollments in grades 1 through 12 must have student course assignments."



Click "Audit Details" to get a more detailed idea of how this audit is affecting your district.



This screen shows the No Student Course Assignments audit totals from each school. On this screen, the total students are shown with the total courses, and the corresponding number of errors. If there are schools without course assignments for the current school year, the score will be negatively affected. Note that if this audit is flagged, there is no way to override the audit. Fix the audits by adding the course assignments in SIS.

Student Course Assignments Audits				
Whoville SD 100 01-010-0101-26-0000				Category Score 99.3%
School has no student course assignments for the current school year.				
Entity Name	Total Students	Total Courses	Errors	Score
Whoville High School 01-010-0101-26-0001	583	3344	0	100%
Mt. Crumpet Jr. High School 01-010-0101-26-1001	349	1588	0	100%
Frozen Lake Elementary School 01-010-0101-26-2002	711	6865	0	100%
Snowflake Intermediate School 01-010-0101-26-2001	520	3620	0	100%

2. Reasonability Check: First Semester Course Assignments Outside Range

The “First Semester Course Assignments Outside Range” audit checks to ensure that the students in each school have an average of 5-8 course assignments. The rule that defines this audit is “The average number of high school student courses for the first term should be within the prescribed range.”

Secondary student course assignments for the first semester/trimester appear outside of the expected range.	The average number of high school student courses for the first term should be within the prescribed range.
---	---

Click “Audit Details” to get a more detailed idea of how this audit is affecting your district.

Secondary student course assignments for the first semester/trimester appear outside of the expected range.	0	100%	Audit Details
---	---	------	-------------------------------

This screen shows the total number of students for each school, the total number of courses, the number of errors, and the corresponding score. Click “View Details” to get a more detailed look at this audit at each school.

Student Course Assignments Audits				
Whoville SD 100 01-010-0101-26-0000				Category Score 99.3%
Secondary student course assignments for the first semester/trimester appear outside of the expected range.				
Entity Name	Total Students	Total Courses	Errors	Score
Whoville High School 01-010-0101-26-0001	583	3331	0	100% View Details
Frozen Lake Elementary School 01-010-0101-26-2002	7	43	0	100% View Details

This screen shows each school’s total students, total courses, average courses per student, and overall score. The acceptable range is shown on the side. For this audit, the average student should have between 5 and 8 courses.

Student Course Assignments Audits				
Whoville High School 01-010-0101-26-0001		Category Score:		98.6%
Secondary student course assignments for the first semester/trimester appear outside of the expected range.				100%
Entity Name	Total Students	Total Courses	Average Courses	Score
Whoville High School 01-010-0101-26-0001	583	3331	5.71	100%

Audit is Currently Enabled

[Turn Audit On/Off](#)

[Refresh Report](#)

Lower Range	5.00
Upper Range	8.00
Minimum Count	10

3. Reasonability Check: Secondary Credit Average Outside Expected Range

The “Secondary Credit Average Outside Expected Range” audit computes the average number of credit hours per student in each school and determines if they are in the expected range. The rule that governs this audit is “The average high school student course credit for the first term should be within the prescribed range.”

Secondary student course credit average is outside the expected range for first semester/trimester.	The average high school student course credit for the first term should be within the prescribed range.	Audit Details
---	---	-------------------------------

Click “Audit Details” to get a more accurate idea of how this audit is affecting your district by school.

Secondary student course credit average is outside the expected range for first semester/trimester.	1	98%	Audit Details
---	---	-----	-------------------------------

This screen shows schools’ number of total students, total credits, errors, and corresponding scores. Click “View Details” to get a more detailed look at the audit in each school.

Student Course Assignments Audits					
Whoville SD 100 01-010-0101-26-0000					Category Score 99.3%
Secondary student course credit average is outside the expected range for first semester/trimester.					
Entity Name	Total Students	Total Credits	Errors	Score	
Whoville High School 01-010-0101-26-0001	583	1677.5	1	95.9%	View Details
Frozen Lake Elementary School 01-010-0101-26-2002	7	25.5	0	100%	View Details

This screen shows each school’s total students, total credits, average credits per student, and overall score. The acceptable range is shown on the side. For this audit, the average student should have between 3 and 5 credits.

Student Course Assignments Audits					Audit is Currently Enabled	
Whoville High School 01-010-0101-26-0001			Category Score:	98.6%	Turn Audit On/Off	
Secondary student course credit average is outside the expected range for first semester/trimester.				95.9%	Refresh Report	
Entity Name	Total Students	Total Credits	Average Credits	Score		
Whoville High School 01-010-0101-26-0001	583	1677.5	2.88	95.9%	Lower Range	3.00
					Upper Range	5.00
					Minimum Count	10

4. Reasonability Check: Course Marked as Dual-Credit Has No IPEDS Number

The “Course Marked as Dual-Credit Has No IPEDS Number” audit checks classes marked as dual-credit and ensures that they have a corresponding IPEDS number. The rule that governs this audit is “Every dual credit course must include the post-secondary IPEDS number.”

Course marked as Dual Credit but is missing IPEDS Number.	1	50%	Audit Details
Every dual credit course must include the post-secondary IPEDS Number			

Click “Audit Details” to get a more accurate idea of how this audit is affecting your district by school.

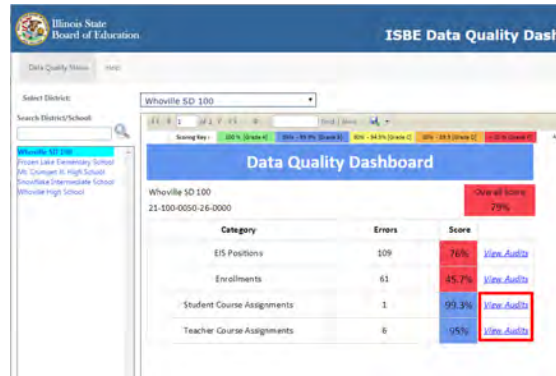
Course marked as Dual Credit but is missing IPEDS Number.	1	50%	Audit Details
---	---	-----	-------------------------------

This screen shows schools’ number of total dual-credit courses, total number of courses missing IPEDS numbers, errors, and corresponding scores. Note this audit has no override; to correct, add relevant IPEDS numbers in SIS.

Student Course Assignments Audits				
Whoville SD 100 01-010-0101-26-0000				Category Score 91.3%
Course marked as Dual Credit but is missing IPEDS Number.				
Entity Name	Total DC Courses	Missing IPEDS #	Errors	Score
Whoville High School 01-010-0101-26-0001	81	81	1	0%
Frozen Lake Elementary School 01-010-0101-26-2002	0	0	0	100%

Accessing the Teacher Course Assignments Reasonability Checks

Select "View Audits" next to "Teacher Course Assignments" on the Data Quality Dashboard home page.



5. Reasonability Check: Active Teaching Position Has No Course Assignments

The "Active Teaching Position Has No Course Assignments" audit compares the teaching position record in Employment Information System (EIS) and ensures it has a matching teacher course assignment in SIS. The rule that governs this audit is "Every class room teacher (Position codes 200-204) must have courses assigned to them in SIS."

Active Teaching Position Has No Course Assignments in SIS.	Every class room teacher (Position codes 200 - 204) must have courses assigned to them in SIS.	89.9%	Audit Details
--	--	-------	-------------------------------

Click "Audit Details" to get a more accurate idea of how this audit is affecting your district by school.

Active teaching position in EIS has no corresponding teacher course assignments in SIS.	6	89.9%	Audit Details
---	---	-------	-------------------------------

This screen shows each school's total number of teachers, teachers missing classes, number of errors, and corresponding score. Click "View Details" to get a more detailed look at each school's specific errors. Please note the schools will be ordered, like the audits themselves, in order of lowest score to highest.

Teacher Course Assignments Audits				
Entity Name	Total # of Teachers	Teachers Missing Classes	Errors	Score
Whoville SD 100 01-010-0101-26-0000 Active teaching position in EIS has no corresponding teacher course assignments in SIS.				Category Score: 95%
Snowflake Intermediate School 01-010-0101-26-2001	13	2	2	84.6% View Details
Frozen Lake Elementary School 01-010-0101-26-2002	20	3	3	85% View Details
Mt. Crumpet Jr. High School 01-010-0101-26-1001	10	1	1	90% View Details
Whoville High School 01-010-0101-26-0001	17	0	0	100%

This screen shows all teachers, listed by IEIN, Name, and Working Location, that have no corresponding teacher course assignments. There is no override for this audit; these teachers must be assigned courses in SIS.

Teacher Course Assignments Audits			
IEIN	Name	Working Location	Score
Snowflake Intermediate School 01-010-0101-26-2001 Active teaching position in EIS has no corresponding teacher course assignments in SIS.			Category Score: 92.3%
			84.6%
191919	Cindy Lou Who	Snowflake Intermediate	
202020	Martha May Whovier	Snowflake Intermediate	

6. Reasonability Check: School with No Teacher Course Assignments

The “School with No Teacher Course Assignments” audit ensures that each school with current student enrollments has teacher course assignments. The rule that governs this audit is “A school with student enrollments in grades 1 through 12 must have student course assignments.”

School has no stu A school with student enrollments in grades 1 through 12 must have student course assignments. [Audit Details](#)

Click “Audit Details” to get a more accurate idea of how this audit is affecting your district by school.

School has no student course assignments for the current school year. 0 100% Audit Details

This screen shows each school’s total number of students, total teachers, number of errors, and score. Note that if there is an error, the audit cannot be overridden; it needs course assignments added in SIS.

Student Course Assignments Audits				
Whoville SD 100 01-010-0101-26-0000				Category Score 99.3%
School has no student course assignments for the current school year.				
Entity Name	Total Students	Total Courses	Errors	Score
Whoville High School 01-010-0101-26-0001	583	3344	0	100%
Mt. Crumpet Jr. High School 01-010-0101-26-1001	349	1588	0	100%
Frozen Lake Elementary School 01-010-0101-26-2002	711	6865	0	100%
Snowflake Intermediate School 01-010-0101-26-2001	520	3620	0	100%

7. Reasonability Check: Student Class Has No Assigned Teacher

The “Student Class Has No Assigned Teacher” audit ensures that each class with current student enrollments has an assigned teacher. The rule that governs this audit is “Every class session (course id, term, and section number) with students assigned must also have a teacher assigned.”

A student class does not have a teacher assigned.	2	74.3%	Audit Details
Every class session (course id, term and section number) with students assigned must also have a teacher assigned.			

Click “Audit Details” to get a more accurate idea of how this audit is affecting your district by school.

A student class does not have a teacher assigned.	2	74.3%	Audit Details
---	---	-------	-------------------------------

This screen shows each school’s total number of student classes, total number of classes missing teachers, number of errors, and score.

Teacher Course Assignments Audits				
Whoville SD 100 01-010-0101-26-0000				Category Score 87.8%
A student class does not have a teacher assigned.				
Entity Name	Total Student Classes	Classes Missing Teachers	Errors	Score
Snowflake Intermediate School 01-010-0101-26-2001	286	150	1	47.6%
Whoville High School 01-010-0101-26-0001	256	129	1	49.6%
Mt. Crumpet Jr. High School 01-010-0101-26-1001	62	0	0	100%
Frozen Lake Elementary School 01-010-0101-26-2002	304	0	0	100%

Note that if there is an error, the audit cannot be overridden. Instead, navigate to SIS and run the “Courses Missing Teachers” report from the homepage.

Course Data Quality (K-12)		Serving Location : All Districts
Unique Student Count	2072742	
Unique Teacher Count	100731	
Student Teacher Ratio	20	
Unique Course Count	929376	
Courses Missing Students	106161	
Courses Missing Teachers	132426	
Students Missing Courses	490602	

8. Reasonability Check: Teacher Has No Assigned Students

The “Teacher Has No Assigned Students” audit ensures that each class with a teacher has enrolled students. The rule that governs this audit is “Every classroom teacher should have at least one student assigned to the class session (course id, term, and section number).”

A teacher has no students assigned to the class.	3	86.7%	Audit Details
Every class room teacher should have at least one student assigned to the class session (course id, term and section number).			

Click “Audit Details” to get a more accurate idea of how this audit is affecting your district by school.

A teacher has no students assigned to the class.	3	86.7%	Audit Details
--	---	-------	-------------------------------

This screen shows each school’s total number of teachers, total number of teachers missing students, number of errors, and score.

Teacher Course Assignments Audits				
Whoville SD 100 01-010-0101-26-0000				Category Score 87.8%
A teacher has no students assigned to the class.				
Entity Name	Total Teachers	Teachers Missing Students	Errors	Score
Whoville High School 01-010-0101-26-0001	206	61	1	70.4%
Frozen Lake Elementary School 01-010-0101-26-2002	393	59	1	85%
Snowflake Intermediate School 01-010-0101-26-2001	159	14	1	91.2%
Mt. Crumpet Jr. High School 01-010-0101-26-1001	69	0	0	100%

Note that if there is an error, the audit cannot be overridden. Instead, navigate to SIS and run the “Courses Missing Students” report from the homepage.

Course Data Quality (K-12)		Serving Location : All Districts
Unique Student Count	2072742	
Unique Teacher Count	100731	
Student Teacher Ratio	20	
Unique Course Count	929376	
Courses Missing Students	106161	
Courses Missing Teachers	132426	
Students Missing Courses	490602	