

Illinois Shared Learning Environment

Data Integration Kick-off Meeting

Brandon Williams, ISBE

Jim Peterson, D87 / IlliniCloud

Bob O'Keefe, ISBE

27 FEB 2013

disruptive innovation (n)

(dis- 'rəp-tiv ,i-nə- 'vā-shən)

Key Challenges Facing Educators

With increasing external pressures and declining resources available, educators find themselves facing a number of challenges in the workplace

Greater diversity of student needs

“What’s broken? The idea that ‘one size fits all.’ We aren’t meeting the learning needs of each student.”

Lack of Time

“Just give us time to do some of the things we don’t have time to do”

Limited Opportunity for Collaboration

“Any time we want to collaborate it’s after school on our own time.”

Changing Expectations

“For new initiatives, you need to get teacher buy-in and involve them in the front line.”

Decreasing Resources

“\$80 measly bucks for me to meet with other professionals and they won’t cover it?”

Increasing Data Demands

“It’s frustrating trying to figure out how to take data and do something with it to help students advance.”

ISLE Aims to Address the Challenges

ISLE drives academic achievement and career success for all lifelong learners in Illinois by enabling **personalized learning** through open and accessible technologies.

ISLE's Foundation: **inBloom**

(Formerly the Shared Learning Collaborative)

The first wide-scale, coordinated effort to make technology the disruptive, revolutionary force in education it has been in almost all other industries.

Started by consortium of nine states, organized by CCSSO

Funded by the Gates Foundation and Carnegie Corporation

Working to make personalized learning a reality for every U.S. student by improving the **usefulness, variety** and **affordability** of education technology.

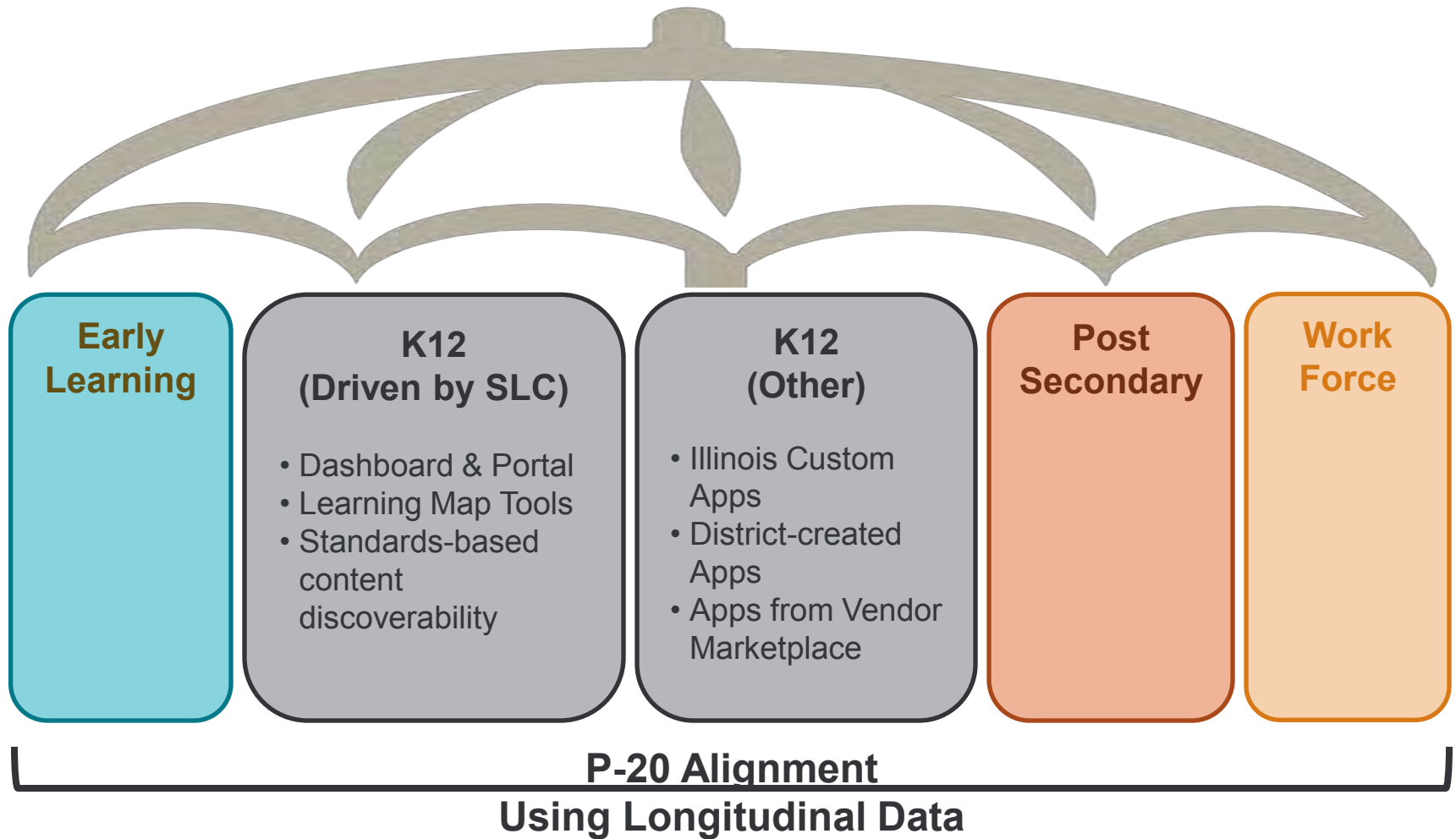
ISLE's Foundation: **inBloom**

What will inBloom offer Illinois?

A set of **technology services** that will allow districts to safely and securely provide **teachers** with the instructional **data and tools** they need to help make **personalized learning** a reality for all students.

inBloom is the foundation for the Illinois Shared Learning Environment (ISLE).

Illinois Shared Learning Environment



We have moved forward with input from teachers and administrators

Focus groups

- 2012

Use case & Application development

- Winter/Spring 2013

Pilot sites

- Spring/Summer 2013

RttT district and expanded rollout

- 2014 & beyond

Focus groups were inclusive

- Dozens of in-depth inBloom Focus Groups conducted across 9 states
- In Illinois, 6 regional focus groups including:
 - Adult Education*
 - After School Programs*
 - Community Colleges*
 - Early Childhood*
 - Education for Employment*
 - Regions*
 - Employers*
 - Local Workforce*
 - Investment Areas*
 - Parents*
 - Race to the Top Districts*
 - STEM Learning Exchanges*
 - Students*
 - Universities*
 - Others*
- Survey with over 1,500 responses



The focus groups helped define five priority uses for ISLE

Dashboard

- Comprehensive view using data from **many different sources**
- Provide Actionable Information – **Not Data Overload**

Learning Maps

- Create and modify learning maps to simplify **personalized learning plans** and recommend content and resources to teachers

Tag and Search

- Simplify and automate the **search for standards-aligned content** and resources

Intervention Tracker

- Tracking tool to view, **share and assess interventions** and accommodations

Create and Assess

- Allow teachers to easily create, administer, and share **custom assessments** based on standards-aligned content

Long-term benefits go far beyond our top five use cases



Application Marketplace

- Common platform is easier for developers to reach broader audiences at lower costs
- Teachers and students can create and share own applications

Simplified Access to Richer Content

- Content developers can focus on going deeper around Common Core Standards
- Content can be shared across districts, states

ISLE makes this possible through the power of an open and accessible cloud environment




Who is ISLE?

Project Sponsors



Illinois State Board of Education
Illinois Department of Commerce and Economic Opportunity

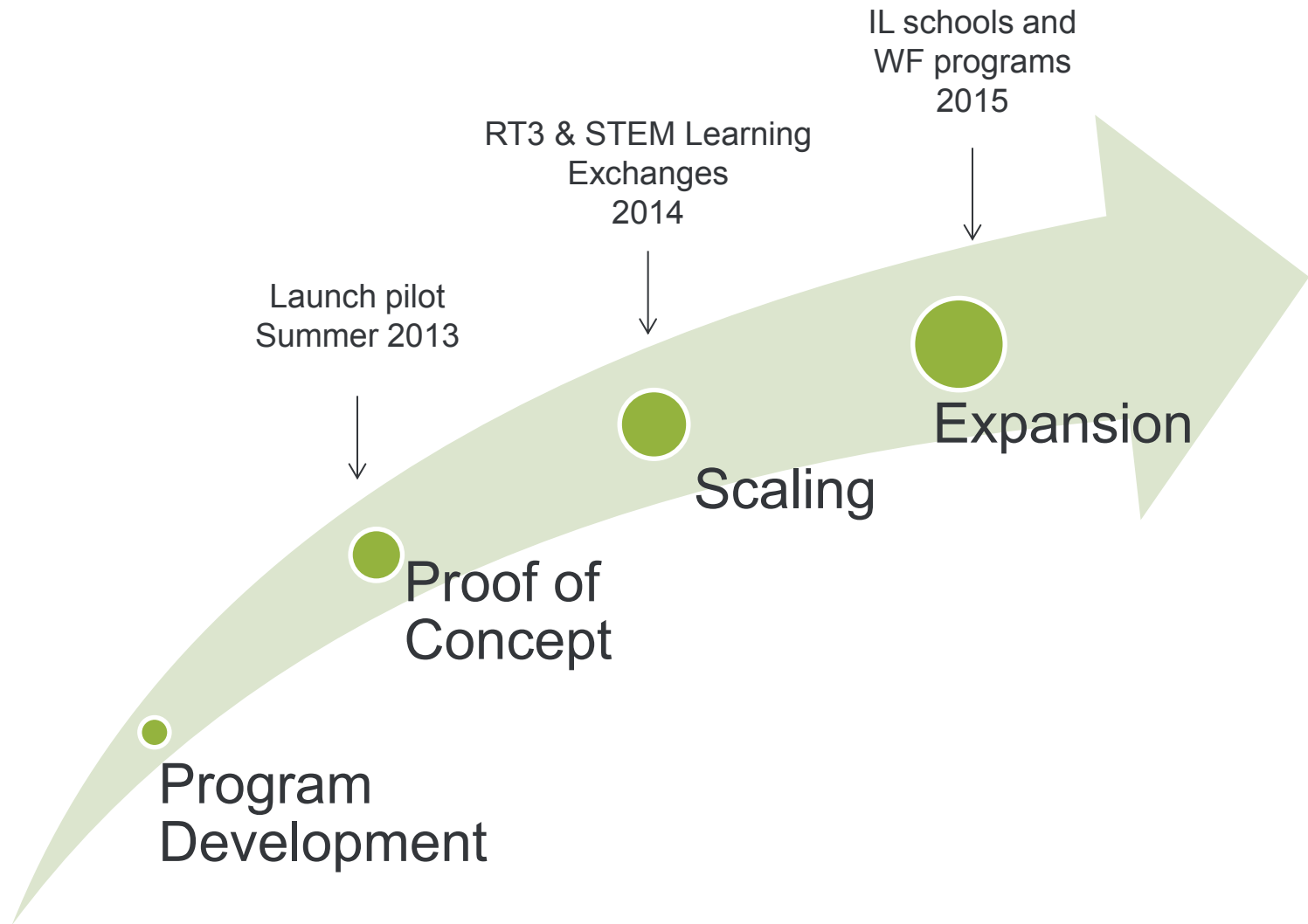
Project Implementation Partners



Advisory Committee

ISBE	CPS	SIU/CWD	P-20 Council
DCEO	Bensenville SD 2	UIUC/NCSA	Governor's Office
IlliniCloud	Urbana SD 116	Community College	Early Learning Council
IIRC	Sandoval SD 501	University	Workforce

Over the next 3 years, ISLE advances depth and breadth of implementation



ISLE Onboarding for RttT Districts

Landscape analysis and charter development activities are the first phases of adoption. From there, activities break off into three general work streams.

1. Data Integration & Technology Operations



Early 2013

2. Instruction & Applications Strategy



Mid 2013

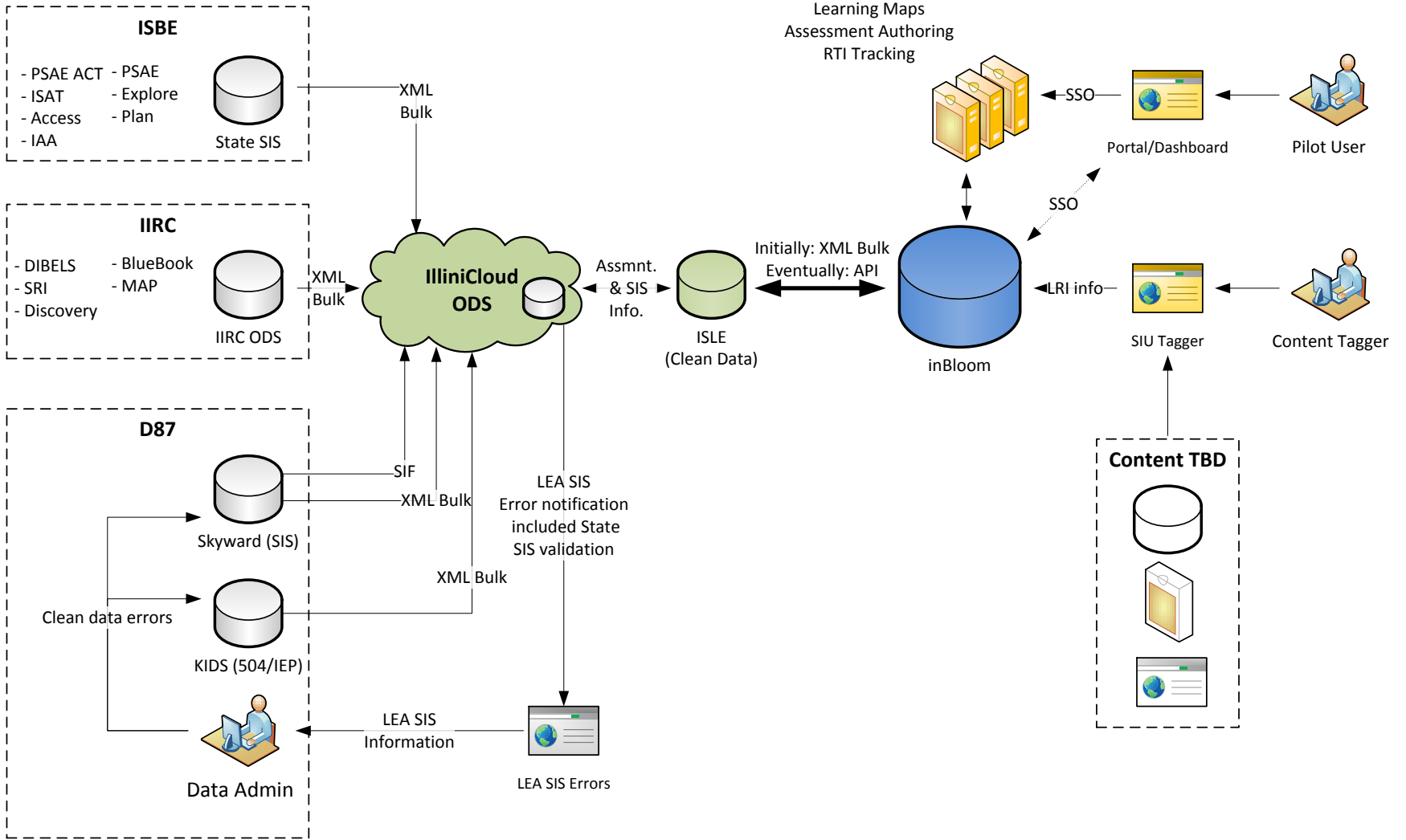
3. Communications & Adoption



SY 2013-14

IL Proposed Architecture

Early Draft, February 2013



Thank you!

For more information:

ISLE Website:

Coming Soon!

ISLE Contact:

ISLE@isbe.net

inBloom Website:

www.inBloom.org