



IL Core – Put it to the Test

PARCC Tech Readiness

Tim Farquer

ISBE Content Specialist (Data & Assessment)

timfarquer@gmail.com



HYPERLINKED



School Speed Test

Is your school's Internet access fast enough for digital learning?

Join thousands of colleagues across the nation to find out by taking the school speed test. In less than a minute you'll know the speed of your school's Internet access and the types of digital learning it can support.

TEST MY SCHOOL

School ZIP Code **OR** School City State

Find Schools

Test your school in four easy steps:

1. Enter the ZIP code or city & state your school is in and press Find Schools
2. Select your school by typing the first few letters of your school name. If you don't see your school in the list, check to be sure you entered the correct location information or press New School to enter the name of your school.
3. Confirm that you are at school and connected to your school's network so we know you are testing the speed of your school's Internet access.
4. Select your role, enter your e-mail address (optional) and press Start Test.

In less than a minute you'll know the speed of your school's Internet access!



Guiding Documents & Tools

1. Technology Guidelines
2. Assessment Administration Guidance
3. Assessment Capacity Planning Tool & Users' Guide



HYPERLINKED



TECHNOLOGY GUIDELINES FOR PARCC ASSESSMENTS VERSION 2.1 – February 2013 Update

Current updates and additional information are available at:
<http://www.parcconline.org/technology>

The Partnership for the Assessment of Readiness for College and Careers (PARCC) is pleased to provide these technology guidelines to inform schools and districts as they make technology decisions to best meet the instructional needs of their students. The information in this document is intended to answer questions about whether existing computer inventories and new instructional hardware that schools may purchase as they implement the Common Core States Standards, will also meet PARCC's 2014-15 minimum requirements for computer-based assessment administration.

PLEASE NOTE: Technology Guidelines for PARCC Assessments Version 2.1 updates, and therefore supersedes, the Version 2.0 document previously released in December 2012.

Updates in this version include:

- Clarification about the minimum RAM for iPads running iOS 6.
- Clarifications about the requirements for input devices including touchscreens and Bluetooth/wireless keyboards.
- Clarification about screen resolution requirements.



HYPERLINKED



PARCC ASSESSMENT ADMINISTRATION GUIDANCE VERSION 1.0

MARCH 2013

I. Purpose of this Guidance


Since work began on PARCC in September 2010, great strides have been made by the PARCC states in developing next generation assessments based on the Common Core State Standards (CCSS). Among other accomplishments, the design of both the assessments and the technology infrastructure needed to deliver them has been finalized, test development is well underway, and item prototypes have been released. PARCC has also made progress in drafting and releasing test administration policies for public comment – including draft policies for students with disabilities who need accommodations.

As the work continues, PARCC is committed to keeping **stakeholders** and policy makers informed. To that end, this guidance is the first in a series of publications that PARCC intends to release over the coming months; all publications will be designed specifically to assist state and local policy makers prepare to administer PARCC assessments in 2014-2015.



HYPERLINKED

HYPER

	A	B	C	D	E	F	G	H
1								
2	Partnership for Assessment of Readiness for College and Careers (PARCC)							
3	Assessment Capacity Planning Tool						PLEASE NOTE: This document is for planning purposes only, to provide estimated values of high level assessment capacity calculations. The estimated specifications and other assumptions used in this tool are subject to change.	
4								
5								
6	Release Version 1: March 5, 2013							
7								
8			Input fields to be completed by school				Please refer to the Assumptions Tab and the Users' Guide to the Assessment Administration Capacity Planning Tool for more information and assistance in using and interpreting the Planning Tool.	
9			Background data values and/or interim calculations					
10			Calculated capacity planning data					
11								
12								
13	ENTER YOUR SCHOOL DATA							
14								
15	STUDENTS		Enter Student Population Estimates for the 2014-2015 School Year:					
16								



HYPERLINKED

PARCC Assessment Administration Capacity Planning Tool Users' Guide March 2013

The *PARCC Assessment Administration Capacity Planning Tool*, released in March 2013, provides schools and districts with a spreadsheet-based tool that allows school and district administrators to enter information about their school technology capacity, and model a range of possible configurations for testing devices, bandwidth utilization, and number of administration days (<http://parcconline.org/assessment-administration-guidance>). This will assist planners in thinking through where gaps in assessment administration capacity exist, and exploring possible scenarios for addressing those gaps. For example, if the calculator highlights that the number of testing days needed based on a school's student population and current device capacity exceeds the testing window, schools can calculate the impact of adding another cart of laptops or of increasing bandwidth capacity.

While this planning tool focuses on minimum needs for test administration in school year 2014-2015, PARCC encourages schools and districts to consider their computer device needs for assessment as only one factor in an overall strategy for educational technology that supports **high-quality student instruction, teacher professional development, and school community communications, as well as next generation assessment.**



Overview of Assessment Design

- Performance-based assessment (PBA)
 - ELA/Literacy Tasks (3 sessions)
 - Math Tasks (2 sessions)
- End of year assessment (EOY)
 - ELA/Literacy (2 sessions)
 - Math (2 sessions)
- **9 TOTAL SESSIONS per student tested**



Workshop Topics

- A. Minimum & recommended tech specs
- B. Number & length of testing sessions
- C. Number of testing days (test window)
- D. Guidance on number of devices
- E. Bandwidth guidance
- F. Capacity planning tool

PARCC tech readiness...what would you like to discuss?



Text a **CODE** to **37607**



Tweet **@timfarquer** and a **CODE**



Submit a **CODE** to **<http://PollEv.com>**

Minimum & recommended tech
specs

202569

Number & length of testing
sessions

207842

Number of testing days (test
window)

207843

Guidance on number of devices

207849

Bandwidth guidance

207850

Capacity planning tool

207851



Workshop Topics

- A. Minimum & recommended tech specs
- B. Number & length of testing sessions
- C. Number of testing days (test window)
- D. Guidance on number of devices
- E. Bandwidth guidance
- F. Capacity planning tool
- G. Wrap up



Workshop Topics

- A. Minimum & recommended tech specs**
- B. Number & length of testing sessions
- C. Number of testing days (test window)
- D. Guidance on number of devices
- E. Bandwidth guidance
- F. Capacity planning tool



Minimum Specifications

Minimum Specifications

Minimum Specifications address the oldest operating systems and lowest levels of hardware capacity that can reasonably be compatible with PARCC computer-based assessments in 2014-2015.

- Minimum Specifications apply to existing school technology inventories.
- Computers meeting the Minimum Specifications can be considered as satisfying PARCC guidelines for **2014-2015**.

Considerations regarding computers meeting, but not exceeding, minimum specifications:

- Computers with these minimum specifications may not be adequate beyond the second year of PARCC assessments in **2015-2016**. PARCC recommends that schools upgrade or replace computers that have older operating systems and lower memory to raise their capacity to Recommended Specifications levels as soon as possible.
- Computers that meet only the Minimum Specifications will be compatible with the PARCC assessment delivery platform, but may be more likely to experience slower performance than higher capacity computers.

Oldest operating systems, lowest hardware capacity



Recommended Specifications

Recommended Specifications

Recommended Specifications outline the levels of computer and network capacity that are more likely to meet growing demands for school technology that supports learning, assessment, and administrative uses simultaneously across classrooms.

- Recommended Specifications apply to both existing inventory and new hardware purchases.
- Computers meeting the Recommended Specifications can be expected to satisfy PARCC guidelines through the **2018-2019** school year.

More likely to meet growing demands



BANDWIDTH RECOMMENDATIONS

Minimum bandwidth requirements will be determined based on the final specifications of the PARCC assessment delivery platform and the level of multimedia and technology enhanced items in the final assessment design. PARCC will provide minimum specifications by October 2013.

As schools plan for PARCC assessments concurrent with enhancing bandwidth to support instructional needs, PARCC is modeling recommended specifications on those advanced by the State Educational Technology Directors Association in its May 2012 publication *The Broadband Imperative: Recommendations to Address K-12 Education Infrastructure Needs* (<http://www.setda.org>).

	Minimum Specifications	Recommended Specifications
External Connection to the Internet	To be determined by October 2013	100 kbps per student or faster
Internal School Network	To be determined by October 2013	1000 kbps per student or faster



HYPERLINKED

The Broadband Imperative:

***Recommendations to Address K-12
Education Infrastructure Needs***





Desktop, Laptop, Netbook, and Thin Client¹/VDI Computers

Operating System	Minimum Specifications ²	Recommended Specifications
Windows	^{3,4} Windows XP – Service Pack 3	Windows 7 or newer
Mac OS	Mac OS 10.5	Mac OS 10.7 or newer
Linux	Ubuntu 9-10, Fedora 6	Linux: Ubuntu 11.10, Fedora 16 or newer
Chrome OS	Chrome OS 19	Chrome OS 19 or newer
Memory	512 MB of RAM	1 GB RAM or greater
Connectivity	Computers must be able to connect to the Internet via wired or wireless networks.	Computers must be able to connect to the Internet via wired or wireless networks.
Screen Size	9.5 inch screen size or larger	9.5 inch screen size or larger
Screen Resolution	1024 x 768 resolution ⁵ or better	1024 x 768 resolution ⁵ or better



Desktop, Laptop, Netbook, and Thin Client¹/VDI Computers

Operating System	Minimum Specifications ²	Recommended Specifications
Input Device Requirements	Keyboard	Keyboard
	Mouse or Touchpad or Touchscreen	Mouse or Touchpad or Touchscreen
	<p>The input device must allow students to select/deselect, drag, and highlight text, objects, and areas. The input device must allow students to enter letters, numbers, and symbols and shift, tab, return, delete, and backspace. To meet security guidelines, each Bluetooth/wireless keyboard must be configured to pair with only a single computer during assessment administration.</p> <p>Other assistive technologies may be needed for students requiring accommodations. PARCC will release Accessibility Guidelines and Accommodations Guidelines in June 2013.</p>	
Headphone/Earphone and Microphone Requirements	Headphones/Earphones	Headphones/Earphones
	Microphone	Microphone
	<p>Headphones/earphones are required for all students for all PARCC assessments. Some student accommodations may also require headphones/ earphones (e.g., text to speech).</p> <p>Microphones are required for all students taking the Speaking and Listening Assessment. Some student accommodations may also require microphones (e.g., speech to text, voice controls) for other parts of the PARCC assessments.</p>	



Tablets

Operating System	Minimum Specifications	Recommended Specifications
Android	Android 4.0 (with 512 MB RAM or greater)	Android 4.0 or newer (with 1GB RAM or greater)
Apple iOS	iPad 2 running iOS 6 (with 512 MB RAM or greater)	iPad 2 or newer running iOS6 or newer (with 512 MB RAM or greater)
Windows	⁶ Windows 8 (with 512 MB RAM or greater)	⁶ Windows 8 or newer (with 1GB RAM or greater)
Memory	By operating system	By operating system
Connectivity	Computers must be able to connect to the Internet via wired or wireless networks.	Computers must be able to connect to the Internet via wired or wireless networks.
Screen Size	9.5 inch screen size or larger ⁷	9.5 inch screen size or larger ⁷
Screen Resolution	1024 x 768 resolution ⁵ or better	1024 x 768 resolution ⁵ or better
Input Device Requirements	Keyboard Touchscreen or Mouse	Keyboard Touchscreen or Mouse





Workshop Topics

- A. Minimum & recommended tech specs
- B. Number & length of testing sessions**
- C. Number of testing days (test window)
- D. Guidance on number of devices
- E. Bandwidth guidance
- F. Capacity planning tool



Testing Sessions

9 total testing sessions

- a. PBA – 5 sessions (3 ELA/Literacy, 2 Math)
- b. EOY – 4 sessions (2 ELA/Literacy, 2 Math)
- c. “Estimated time on task” (appendix A)
 - a. Amount of time the typical student will need to complete each session
 - b. May be refined based on research and pilot testing



Testing Sessions

1. Most students will complete the test sessions within the estimated times
2. All students will have a set amount of additional time for each session to demonstrate knowledge
3. More guidance will be issued later this year



PBA Testing Sessions

estimated time on task

GRADE	Literary Analysis	Research	Narrative	Math Task #1	Math Task #2	TOTAL
3 rd	50	60	40	50	50	250
4-5 th	80	80	50	50	50	310
6-8 th	80	85	50	50	50	315
9-10 th	80	85	50	50	50	315
11 th	80	85	50	65	65	345



EOY Testing Sessions

estimated time on task & summative total

GRADE	ELA/Literacy 1	ELA/Literacy 2	Math 1	Math 2	TOTAL	SUMMATIVE TOTAL
3 rd	60	60	55	55	230	8 hrs
4-5 th	70	70	55	55	250	9 hrs 20m
6-8 th	70	70	55	55	250	9 hrs 25m
9-10 th	70	70	65	65	270	9 hrs 45m
11 th	70	70	55	55	250	9 hrs 55m



Testing Sessions

1. Most students will complete the test sessions within the estimated times
2. All students will have a set amount of additional time for each session to demonstrate knowledge
3. More guidance will be issued later this year





Workshop Topics

- A. Minimum & recommended tech specs
- B. Number & length of testing sessions
- C. Number of testing days (test window)**
- D. Guidance on number of devices
- E. Bandwidth guidance
- F. Capacity planning tool



Testing Window

Vision for computer-based assessments

- a. Flexible scheduling
- b. Integrated into instruction



Testing Window

Number of test administration days

1. PBA – *maximum* of 20 days
2. EOY – *maximum* of 20 days
3. If more students can test simultaneously it will take fewer days to complete.
4. Olivia (student) – 5 to 9 days total to complete
5. Specific testing window options TBD





Workshop Topics

- A. Minimum & recommended tech specs
- B. Number & length of testing sessions
- C. Number of testing days (test window)
- D. Guidance on number of devices**
- E. Bandwidth guidance
- F. Capacity planning tool



Number of Devices

Needs are largely dependent on...

1. number of students enrolled at each tested grade level;
2. number of students that can be tested simultaneously given the way they are deployed (e.g., in labs, in classroom, on carts, ect.); and
3. available bandwidth capacity.



Number of Devices

“Rule of Thumb” guidance table

1. Minimum – needed to administer within 20 days
2. Recommended – needed to administer in fewer than 20 days

School type	<u>Minimum</u> number of devices	<u>Recommended</u> number of devices
For a school with three tested grades (K-5, 6-8, 9-12)	One device for every two students in the largest tested grade	One device per student for the largest tested grade
For a school with six tested grades (K-8)	One device per student for the largest tested grade	One device per student for the two largest tested grades





Workshop Topics

- A. Minimum & recommended tech specs
- B. Number & length of testing sessions
- C. Number of testing days (test window)
- D. Guidance on number of devices
- E. Bandwidth guidance**
- F. Capacity planning tool



Bandwidth Guidance

- External connection & subscription
- Internal network capacity
- Minimum specs TBA in October 2013
- Recommended specs released within Technology Guidelines v2.1 (Feb 2013)



Technology Guidelines v2.1

BANDWIDTH RECOMMENDATIONS

Minimum bandwidth requirements will be determined based on the final specifications of the PARCC assessment delivery platform and the level of multimedia and technology enhanced items in the final assessment design. PARCC will provide minimum specifications by October 2013.

As schools plan for PARCC assessments concurrent with enhancing bandwidth to support instructional needs, PARCC is modeling recommended specifications on those advanced by the State Educational Technology Directors Association in its May 2012 publication *The Broadband Imperative: Recommendations to Address K-12 Education Infrastructure Needs* (<http://www.setda.org>).

	Minimum Specifications	Recommended Specifications
External Connection to the Internet	To be determined by October 2013	100 kbps per student or faster
Internal School Network	To be determined by October 2013	1000 kbps per student or faster



“Recommended” Bandwidth

- 500 students enrolled
 - 50meg external
 - 500meg internal
- 1000 students enrolled
 - 100meg external
 - 1gig internal



HYPERLINKED

The Broadband Imperative:

*Recommendations to Address K-12
Education Infrastructure Needs*






Workshop Topics

- A. Minimum & recommended tech specs
- B. Number & length of testing sessions
- C. Number of testing days (test window)
- D. Guidance on number of devices
- E. Bandwidth guidance
- F. Capacity planning tool**



HYPERLINKED

HYPER

	A	B	C	D	E	F	G	H
1								
2	Partnership for Assessment of Readiness for College and Careers (PARCC)							
3	Assessment Capacity Planning Tool						PLEASE NOTE: This document is for planning purposes only, to provide estimated values of high level assessment capacity calculations. The estimated specifications and other assumptions used in this tool are subject to change.	
4								
5								
6	Release Version 1: March 5, 2013							
7								
8			Input fields to be completed by school				Please refer to the Assumptions Tab and the Users' Guide to the Assessment Administration Capacity Planning Tool for more information and assistance in using and interpreting the Planning Tool.	
9			Background data values and/or interim calculations					
10			Calculated capacity planning data					
11								
12								
13	ENTER YOUR SCHOOL DATA							
14								
15	STUDENTS		Enter Student Population Estimates for the 2014-2015 School Year:					
16								



Capacity Planning Tool

Assist local educators...

- a. Roughly, how many days will be needed to administer the assessments currently?
- b. How can the number of days be reduced?
- c. Voluntary tool
- d. Provides estimates only
- e. Should not be used as a single source of readiness information



HYPERLINKED

PARCC Assessment Administration Capacity Planning Tool Users' Guide March 2013

The *PARCC Assessment Administration Capacity Planning Tool*, released in March 2013, provides schools and districts with a spreadsheet-based tool that allows school and district administrators to enter information about their school technology capacity, and model a range of possible configurations for testing devices, bandwidth utilization, and number of administration days (<http://parcconline.org/assessment-administration-guidance>). This will assist planners in thinking through where gaps in assessment administration capacity exist, and exploring possible scenarios for addressing those gaps. For example, if the calculator highlights that the number of testing days needed based on a school's student population and current device capacity exceeds the testing window, schools can calculate the impact of adding another cart of laptops or of increasing bandwidth capacity.

While this planning tool focuses on minimum needs for test administration in school year 2014-2015, PARCC encourages schools and districts to consider their computer device needs for assessment as only one factor in an overall strategy for educational technology that supports **high-quality student instruction, teacher professional development, and school community communications, as well as next generation assessment.**



School-Level Data Input

1. Number of students in each tested grade
2. Number of devices available for testing, meets PARCC minimum specifications
3. Bandwidth availability
4. Estimates for non-testing bandwidth use during testing
5. Number of targeted administration days



Device Capacity Model

- Shows the number of administration days the school will need to administer the assessments.
- Based on student to device ratio
- Assumes schools can administer at least two testing sessions per day (conservative assumption)



Device Capacity Model

- Also shows number of days of administration required if the school could build capacity to meet the following student to device ratios:
 - two students per device at the largest grade level;
 - one student per device at the largest grade level; and
 - one device for each student tested in the school.



Assessment Administration Model

- Shows the number of devices and bandwidth a school would need to administer the assessments in 5, 10, 15 or 20 administration days.
- Assumes schools can administer at least two testing sessions per day (conservative assumption)



Capacity Planning Tool

- Allows schools to conduct “what if” modeling
 - For example, impact on administration days if more devices are added
- Tool will be updated later this year as more precise information becomes available





Additional ISBE Assistance

- [Computerized Test Administration – Tips from the Field](#)
- [Tech Readiness in 21st Century Schools](#)
- [ISBE Student Assessment/PARCC page](#)



HYPERLINKED



School Speed Test

Is your school's Internet access fast enough for digital learning?

Join thousands of colleagues across the nation to find out by taking the school speed test. In less than a minute you'll know the speed of your school's Internet access and the types of digital learning it can support.

TEST MY SCHOOL

School ZIP Code **OR** School City State

Find Schools

Test your school in four easy steps:

1. Enter the ZIP code or city & state your school is in and press Find Schools
2. Select your school by typing the first few letters of your school name. If you don't see your school in the list, check to be sure you entered the correct location information or press New School to enter the name of your school.
3. Confirm that you are at school and connected to your school's network so we know you are testing the speed of your school's Internet access.
4. Select your role, enter your e-mail address (optional) and press Start Test.

In less than a minute you'll know the speed of your school's Internet access!



Thank you for your time.



For more information contact one of the
ISBE/SSoS Data and Assessment Content
Specialists.

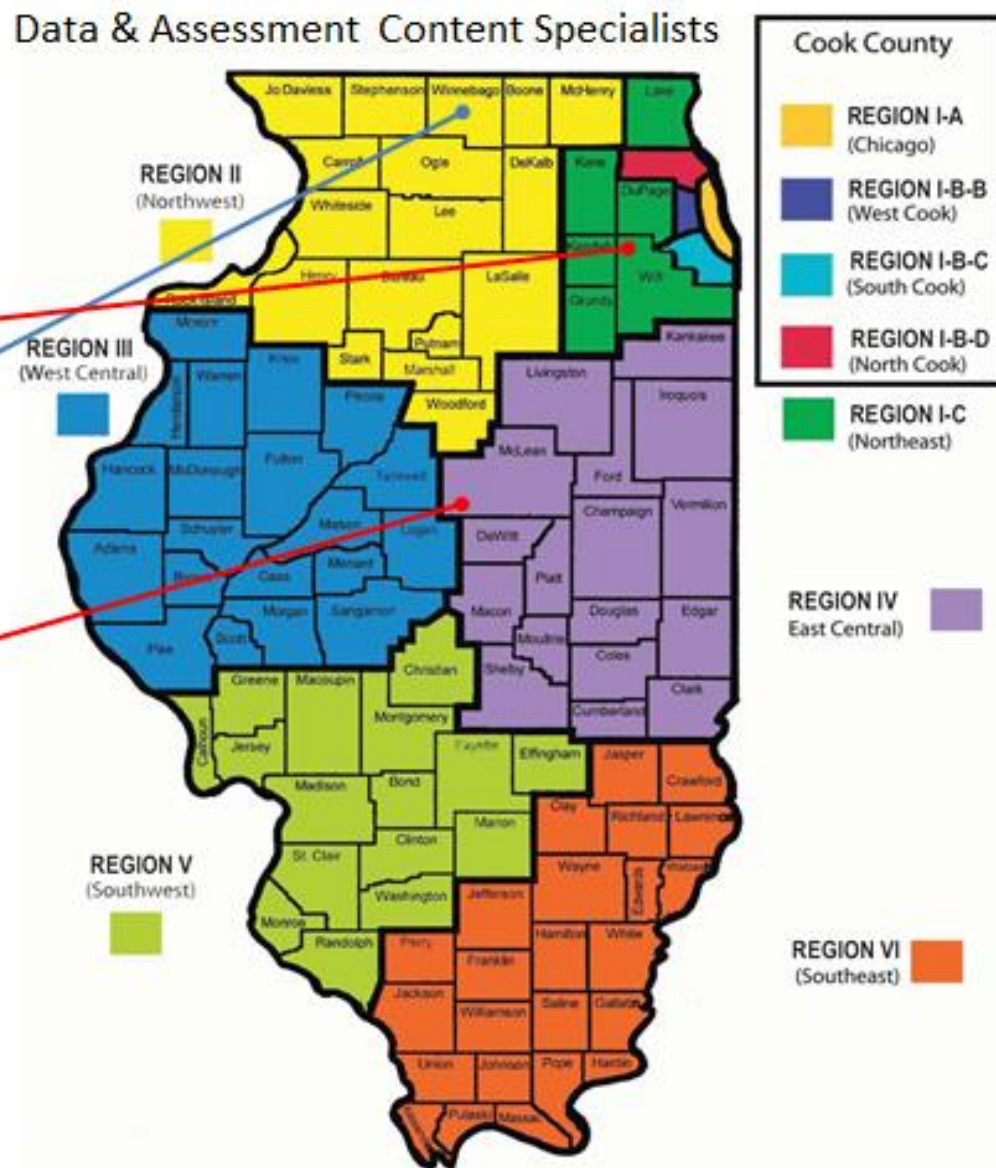




Dr. Brenda M. Dixon
Area I-C

Sue Mainville
Area II

Tim Farquer
Area III and IV





www.parcconline.org

Dr. Brenda M. Arrington

Professional Development Alliance - Joliet

drbmdixon@gmail.com

Agurann H. Bates

ISBE - Chicago, IL

abates@isbe.net

Tim Farquer

Two Rivers - Peoria

timfarquer@gmail.com

Dan Long

IL PARCC Coordinator

ilparcc@gmail.com

Sue Mainville

K.I.D.S. - Loves Park

smainvil@kidsroe.org

**ISBE Division of Student
Assessment**

[Contact Page](#)



IL Core – Put it to the Test

PARCC Tech Readiness

Tim Farquer

ISBE Content Specialist (Data & Assessment)

timfarquer@gmail.com