



Preparing for the Spring 2014 PARCC Field Test

Guidance Version 1.0

September 6, 2013

What Is PARCC?



The Partnership for Assessment of Readiness for College and Careers:

- Made up of **20 states**
- Developing common, high-quality **math** and **English language arts (ELA) tests for grades 3–11**
 - Computer-based and linked to what students need to know for college and careers
 - For use starting in the 2014–15 school year



PARCC Priorities



1. Determine whether students are **college and career ready or on track**
2. Measure the full range of the **Common Core State Standards**
3. Measure the **full range of student performance**, including that of high- and low-achieving students
4. Provide educators **data throughout the year** to inform instruction
5. Create innovative **21st century, technology-based assessments**
6. Be **affordable** and **sustainable**



PARCC Field Test

Field Test Purposes



- The primary purposes of the PARCC Field Test are to:
 - Examine the quality of items so that PARCC can build assessment forms for the 2014-15 school year;
 - Pilot assessment administration procedures; and
 - Give schools and districts the opportunity to experience the administration of PARCC assessments.



Field Test Plan



- PARCC states will field test the Performance-Based Assessment (PBA) and End-of-Year (EOY) assessment components in Spring 2014 in both English Language Arts/Literacy (ELA) and Mathematics at Grades 3-11.
- Most students participating in the PARCC Field Test will take one component (PBA or EOY) in one content area (ELA or mathematics).
- A small percentage of students will take both components (PBA and EOY) in one content area only (ELA or mathematics).
- Some students will take the field test on a computer, while others will take it on paper.



Field Test Sample



- Over one million students are needed to participate in the Field Test to evaluate the quality of items for PARCC's operational assessments in 2014-2015.
- In order to get a sample of students that is demographically representative of each state and PARCC as a whole, the sampling design calls for PARCC to:
 1. Randomly select schools within each state, and then ask schools to
 2. Randomly select classrooms within their school
- Selected schools will be notified in early September 2013 through a letter sent by PARCC.

Field Test Schedule



- Schools can test at any time during the testing windows:

Component	Administration Dates
Performance-Based Assessment (PBA)	March 24 to April 11, 2014
End-of-Year (EOY)	May 5 to June 6, 2014

- Please note that the testing window dates vary from those in the table above for several states. The window dates for each state is indicated in the field test recruitment letter from Pearson – PARCC’s Field Test vendor.

Spring 2014 Practice Test



- For those schools not included in the Field Test sample, a computer-based practice test will be available to all PARCC schools.
- The practice test will be available in Spring 2014.
- The practice test will enable students and teachers to become familiar with the PARCC assessments and to practice with the different types of technology functionalities.



Technology Requirements for Computer-Based Test Administration

Technology Requirements for PARCC Field Test






- Schools selected to participate in the computer-based field tests must meet PARCC's technical requirements for devices and bandwidth.
- Most all schools should be able to meet the requirements, since relatively few students need to be tested at one time and there is a long testing window. Even schools with a relatively few computers and limited access to the internet should be able to participate.
- Guidance about technology requirements can be found at www.parcconline.org/field-test-technology. The guidance includes information relating to:
 - Computer Hardware Needed for Field Test
 - School Bandwidth for Field Testing
 - Proctor Caching as a Low Bandwidth Solution for the Field Test

Additional guidance is available at www.parcconline.org/field-test

Technology Readiness for Field Test: Quick Start Checklist



1.	NUMBER OF TEST TAKERS: <i>Estimate the maximum number of students that will be testing at one time.</i> Consider how the school might schedule classes of students for field testing. This may be multiple classrooms at a time over a shorter period, or only one class at a time — or even half a class at a time—over the course of the full testing window. Districts/schools will have flexibility to match their schedule to their computer capacity as long as they can complete the field tests within the testing window.	
2.	AVAILABLE DEVICES: <i>Identify the school computers that will be available for testing.</i> Review the PARCC Technology Guidelines and verify that there will be an adequate number of school computers that meet PARCC minimum specifications to cover the largest number of students that will be testing at one time. If there seems to be a gap, schools can consider dividing classes into smaller groups to test at different times using the available computers throughout the testing window.	
3.	BANDWIDTH: Plan to use Proctor Caching and have <u>at least 5 kbps of bandwidth</u> for each student testing at the same time. OR Plan for <u>at least 50 kbps of bandwidth</u> for each student connecting to the Internet for testing at the same time.	

General Requirements for Desktop, Laptop, Netbook, and Thin Client/VDI Computers



Operating System	Supported for Spring 2014 Field Test	Supported for 2014-2015 Operational Assessment	Minimum Specifications	Recommended Specifications
Windows	Yes	Yes	Windows XP – Service Pack 3	Windows 7 or newer
Mac OS	Yes	Yes	Mac OS 10.5	Mac OS 10.7 or newer
Linux	No	Yes	Ubuntu 9-10, Fedora 6	Linux: Ubuntu 11.10, Fedora 16 or newer
Chrome OS	Yes ¹	Yes ¹	Chrome OS 19	Chrome OS 19 or newer

For all details about device specifications, please see the *Full Technology Specifications for PARCC Spring 2014 Field Test* available on www.parcconline.org/field-test-technology

¹ For the Field Test, not all accessibility features for students with disabilities will be supported for Chrome OS. All features will be supported for the 2014-2015 Operational Year.

General Requirements for Tablets



Operating System	Supported for Spring 2014 Field Test	Supported for 2014-2015 Operational Assessment	Minimum Specifications	Recommended Specifications
Android	No	Yes	Android 4.0	Android 4.0 or newer
Apple iOS	Yes	Yes	iPad 2 running iOS 6	iPad 2 or newer running iOS6 or newer
Windows Tablets	Yes ¹	Yes ¹	Windows 8	Windows 8 or newer

Tablet screen size must be 9.5 inches (10 inch class) or larger. In addition, external keyboards (wired or bluetooth) are required for tablets. For all details about device specifications, please see the *Full Technology Specifications for PARCC Spring 2014 Field Test* available on www.parcconline.org/field-test-technology

¹ Windows RT will not be supported for Field Test. It is unknown if Windows RT will be supported for the 2014-2015 Operational Assessment.

Bandwidth Requirements for Online Administration (Without Caching)



- Schools that will have students connecting directly to the Internet during test administration, should plan to have **50 kilobits per second (kbps) of available bandwidth for each simultaneous test-taker.**
- The fewer students that are testing at the same time, the lower the bandwidth demand will be.
- Schools participating in the field test can take advantage of the relatively small numbers of students that need to participate during the testing window to schedule fewer simultaneous test-takers and, therefore, lower their bandwidth need for the Field Test.

Bandwidth Requirements for Proctor Caching Administration



- Schools that wish to implement **Proctor Caching as a low-bandwidth solution for assessment administration**, should plan to have **5 kilobits per second (kbps)** of available bandwidth in their external connection to the Internet for each simultaneous test-taker.
- With proctor caching, a school or district's internal wired or wireless networks will distribute test content to student computers, but local internal network connection speeds may vary based on wireless network configurations or other factors.

School Bandwidth for Testing



	Minimum Connection Speed (External Connection to the Internet)	
Simultaneous Test-Takers/Devices	With Caching (5 kbps/student)	Without Caching (50 kbps/student)
15 students/devices	75 kbps	750 kbps
20 students/devices	100 kbps	1000 kbps (1 mbps)
30 students/devices	150 kbps	1500 kbps (1.5 mbps)
60 students/devices	300 kbps	3000 kbps (3 mbps)
90 students/devices	450 kbps	4500 kbps (4.5 mbps)

Additional guidance is available at www.parcconline.org/field-test



Next Steps for Districts/Schools

Districts Confirm School Participation



- Districts must confirm their schools' participation in the PARCC Field Test by completing the **Confirmation Form** no later **September 18, 2013**.
- In the form, districts will be asked to verify participation of the selected schools and the technological readiness of the school (if administering computer-based testing). If a school does not meet the technical specifications,* districts will be able to indicate this in the form.

**In the rare instance that a school thinks it might not have adequate technology for Field Test, please contact Pearson for further details, as well as strategy suggestions for leveraging existing technology capacity: PARCC@support.Pearson.com*

Confirmation Form



Thank you for participating in the PARCC 2014 Field Test. This confirmation form consists of a few essential questions and will take approximately 5–10 minutes to complete.

Please complete this confirmation form by 9/18/2013.

If your schools have been selected to administer computer-based tests, please share guidance and specifications posted at <http://www.parcconline.org/field-test-technology> with your LEA/district or school technology coordinator(s) and verify that your schools will have the technology capacity necessary for participation. By confirming your schools' participation, you are confirming your schools' technology capacity to administer computer-based tests.

Please note: Your confirmation will not be recorded until you hit "SUBMIT" at the conclusion of the form.

Pearson will be contacting you over the next few months with additional information, training, and updates about the field test. We appreciate your participation in this exciting opportunity.

Screenshot of
Confirmation
Form



Additional guidance is available at www.parcconline.org/field-test



Field Test Confirmation Continued

- Please do **not** reply to the “Do Not Reply” email notification letter.
- Please do share the confirmation information from district to school and school to district.
- Some emails may have been intercepted by a “spam filter”.



Frequently Asked Questions

May a school change the grades, content areas, testing modes (i.e., computer-based, paper-based) for which it was selected?



- **Answer:** No. Schools were selected to participate in a particular grade, content area, and mode for the Field Test. In order to collect representative data, schools will not be able to change the tested grades, content areas, or testing modes for the Field Test.

How does my school select a classroom?



- **Answer:** It is important that classrooms are randomly selected. PARCC will provide additional guidance to schools on how to select classrooms later this fall.

How many test sessions will there be in the Field Test and how long will each session be?



Answer: The number of test sessions for each PARCC assessment component in each subject area is as follows:

PARCC Component	Number of ELA/Literacy Test Sessions	Number of Mathematics Test Sessions
Students Selected for Performance-Based Assessment (PBA) Only	3	2
Students Selected for End-of-Year (EOY) Only	2	2
Students selected for Both PBA and EOY	5	4

The administration times for the Field Test include the estimated times for the typical student (Estimated Time on Task) to complete the test component **plus** a set amount of additional time that will enable students who need extra time to complete the session. These times vary by grade level/course, content area, and assessment component. For more information, please see guidance found on the PARCC Field Test website at www.parcconline.org/field-test.

Will sample test items be provided prior to the Field Test that students can practice answering items?



- **Answer:** Yes. PARCC released task prototypes in August 2012 and sample items in August 2013, which can be found here: <http://www.parcconline.org/samples/item-task-prototypes>. The new sample items are first presented in PDF format to emphasize a focus on the content of the items, allowing students to gain familiarity with different item types. Later in 2013, the new sample items will be re-released on the technology platform that students will use for the Field Test, providing an early opportunity for students and educators to engage with the tools and functionalities on the assessment.

Additional Frequently Asked Questions



- For a full set of Frequently Asked Questions, please visit PARCC's Field Test website at www.parcconline.org/field-test.

Additional guidance is available at www.parcconline.org/field-test

For More Information



- For more information regarding PARCC and the 2014 Field Test, please visit the PARCC website at <http://www.parcconline.org/field-test>.
- If you have questions regarding the PARCC Field Test, please contact Pearson's PARCC Support Center: 1-888-493-9888 (open Monday through Friday, 6:00am to 8:00pm CST) or PARCC@support.pearson.com.
- If you have questions regarding state policies, please contact your state assessment office at **217.782.4823** or email Dan Long, IL Field Test Contact and PARCC Coordinator, at ilparcc@gmail.com