

Illinois 5Essentials Survey

Organizing Schools for Improvement

October 24, 2012

*Peter Godard
Chief Performance Officer*

*Brandon Williams
Performance Data & Accountability*



Illinois 5Essentials Survey **Agenda**

Organizing Schools for Improvement

- Set the context
- Preview your expectations
- Explore the 5Essentials
- Tour the 5Essentials tool
- Plan next steps for your district



Context: Big Picture

- Research-based x-ray of schools
- Used by small and large districts (1-650 schools)
- Online teacher and student surveys this Spring
- Optional parent survey
- Aligning with Rising Star essential elements
- Included on Report Card in Oct 2013



Context: Why do this?

The survey <u>will</u> be used for:	The survey <u>may</u> be used for:	The survey <u>will not</u> be used for:
School improvement planning	Principal evaluation (guidelines will be established for appropriate use of survey data as a component in evaluation)	Identifying respondents (responses are completely anonymous)
Providing a more robust picture of school performance on report card beyond test scores	Accountability	Personnel decisions



Context: Why do this?

Recent Reform Legislation

- **PERA** requires “(o)ne or more instruments to provide feedback to principals on the instructional environment within a school.”
- **Senate Bill 7** requires “...an instrument to provide feedback from, at a minimum, students in grades 6 through 12 and teachers on the instructional environment within a school...”
- **Revised report card statute** requires “2 or more indicators from any school climate survey developed by the State”



Preview your expectations

Activity 1

10 minutes



Activity 2

30 minutes



Tour the 5Essentials tool




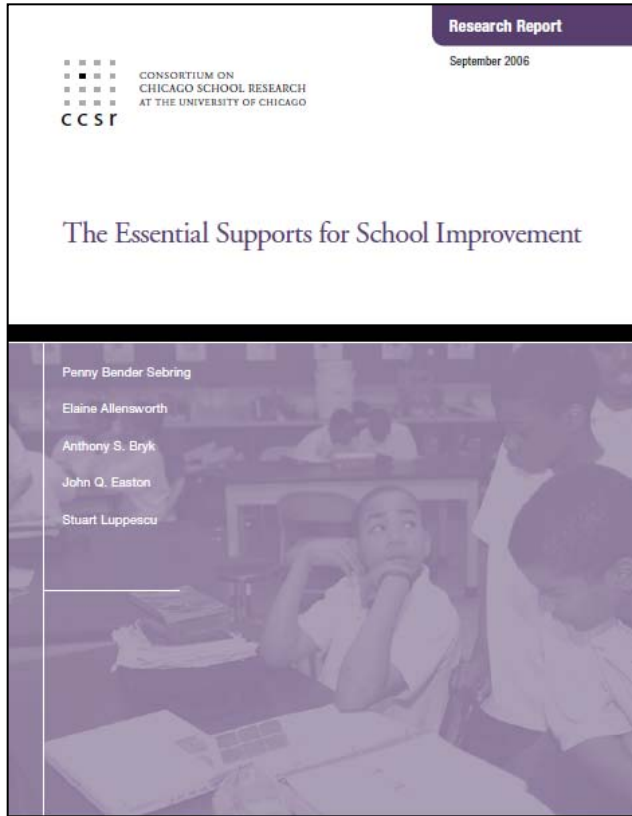


An X-ray image of a human shoulder and upper arm, showing the ribs, shoulder blade, and humerus. The image is in grayscale and serves as a background for the text.

5Essentials Provides X-Ray of Schools

- **Statistically** reliable
- **Research** validated
- **Drill down** diagnostic reports

Publications



School Effectiveness Diagnostic



Provides drill-down performance on each essential.

Essentials



Measures

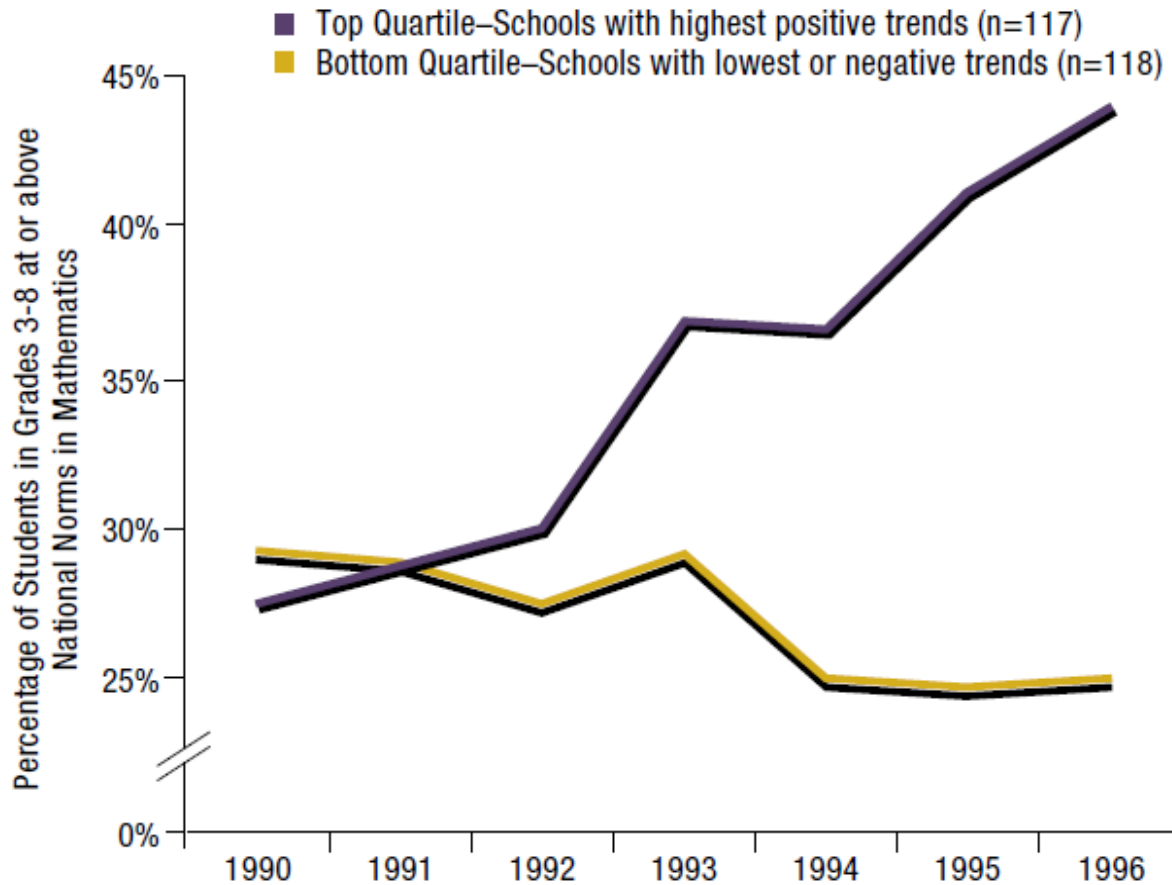


Questions



5E Predicts Success Over Time

Mathematics Score Trends in Improving versus Stagnating Schools (Iowa Tests of Basic Skills)

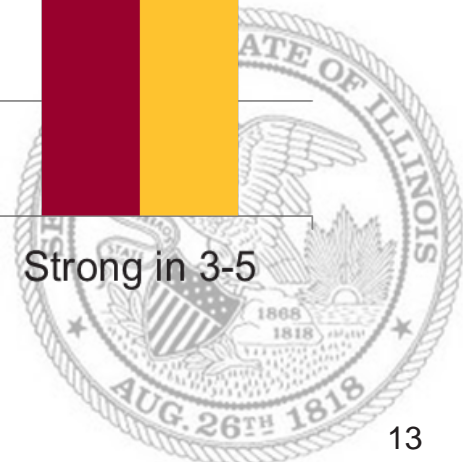
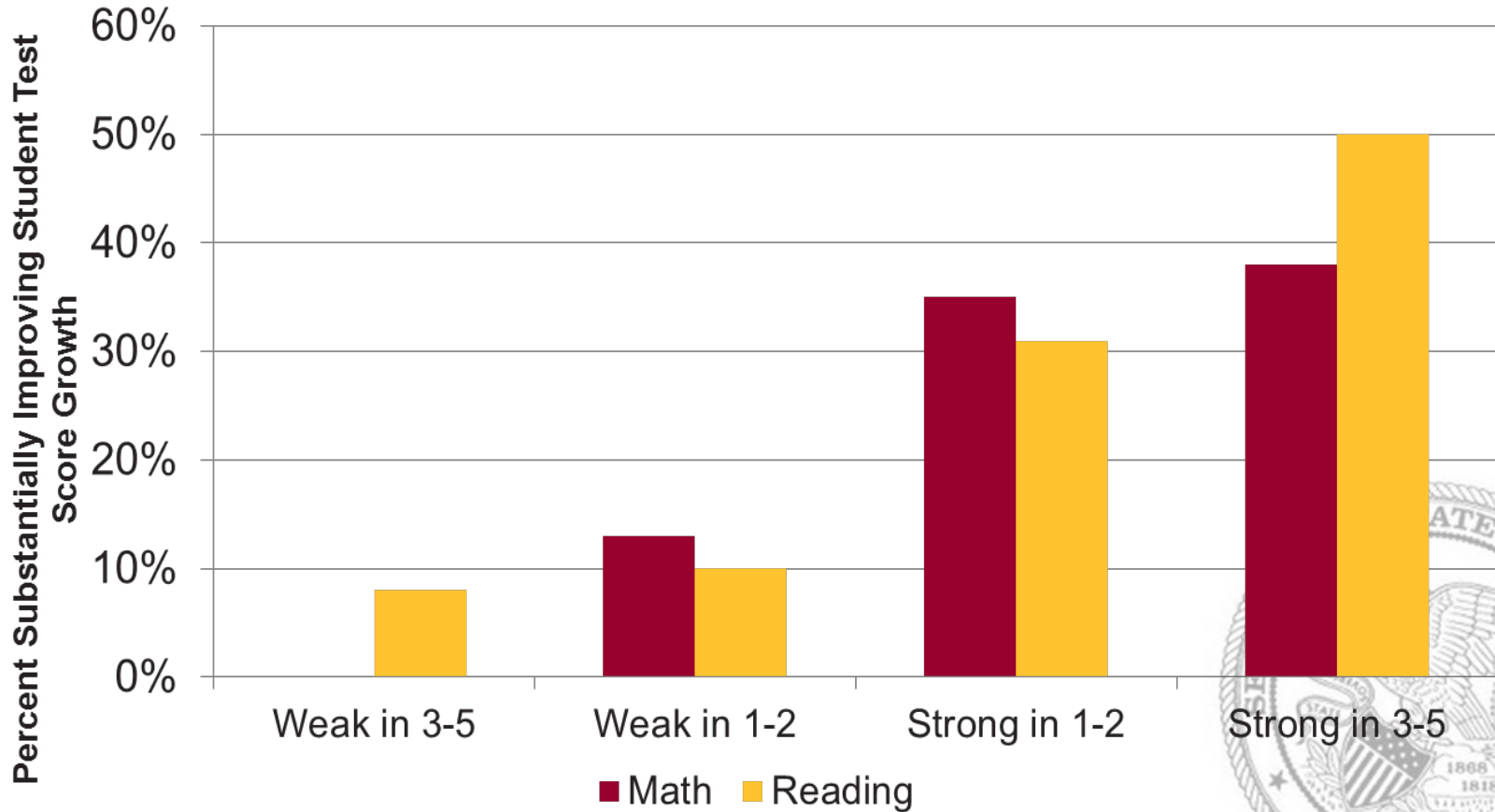


Schools strong on the Essentials are **10 times more likely to improve** substantially compared to schools weak on the Essentials.



Research Validates 5E Framework

Schools Strong in the 5 Essentials Are 10 Times More Likely to Improve Substantially



Professional Development Measure

Survey asks teachers if PD has...

- Included opportunities to work productively with teachers from other schools
- Included enough time to think about, try, and evaluate new ideas
- Been sustained and coherently focused rather than short term and unrelated
- Included opportunities to work productively with colleagues in their school
- Been closely connected to school improvement plan



Professional
Development
+
Collective
Responsibility
+
School
Commitment
+
Teacher-Teacher
Trust



Collaborative Teachers Essential

All Teachers Collaborate to
Promote Professional Growth



Integrating Teachers and Students

Ambitious Instruction
Mostly Student Measures



Integrating Teachers and Students

Ambitious Instruction

Mostly Student Measures

Effective Leaders

All Teacher Measures



Integrating Teachers and Students

Ambitious Instruction

Mostly Student Measures

Effective Leaders

All Teacher Measures

Collaborative Teachers

All Teacher Measures



Integrating Teachers and Students

Ambitious Instruction

Mostly Student Measures

Effective Leaders


All Teacher Measures

Collaborative Teachers

All Teacher Measures

Involved Families

Mostly Teacher Measures



Integrating Teachers and Students

Ambitious Instruction

Mostly Student Measures

Effective Leaders

All Teacher Measures

Collaborative Teachers

All Teacher Measures

Involved Families

Mostly Teacher Measures

Supportive Environment

Mostly Student Measures



Demo of 5Essentials Report

<https://demo.5-essentials.org>



Report Screenshot: Overall

The screenshot displays the 5Essentials School Reports website. The browser address bar shows the URL <https://demo.5-essentials.org/2012/s/1777/>. The page header features the 5Essentials logo, user account information (My Account | Dashboard | Logout), and a welcome message for Nick Montgomery. A search bar is present with the text "School name or zip code" and a "Find" button. The main content area is titled "Sample High School" and includes links for "Invite Others | FAQs and Support" and the address "123 Main St Chicago, IL 12345".

The left sidebar contains a navigation menu with the following items: "Report Home" (highlighted), "5 Essentials", "All Measures", "About the Survey", and "Downloads".

The main content area features the following text:

What do students and teachers say about Sample HS?

In [YEAR], students and teachers in Demonstration District participated in the *5Essentials School Effectiveness Demo Survey*, which asked questions about their school's culture and climate. Sample High School's performance on the 5 Essentials (fig. 1) summarizes the participants' answers to those survey questions as they relate to the 5 Essentials.

Sample HS is ORGANIZED for improvement

The 5 Essentials can identify the ways in which a school is organized for school improvement. In fact, *schools strong on three or more of these essentials are 10 times more likely to improve student learning than schools weak in three or more.*

[Explore the Report](#)

Explore the Survey Reports to see Sample HS's performance on the 5 Essentials, the main concepts underlying the 5 Essentials (measures), and individual survey questions underlying each measure.

Need help interpreting these results? Go to the [FAQs and Support](#) section to learn more about **what the results mean** and **how to use the results** for school improvement. You'll also find explanations of **how scores are calculated**.

The 5 Essentials framework was validated by the [University of](#)

The central figure, "Figure 1", is titled "Sample High School Overall Performance on the 5 Essentials". It is a 2x2 grid of colored squares surrounding a central green circle. The squares are labeled: "EFFECTIVE LEADERS" (yellow), "COLLABORATIVE TEACHERS" (yellow), "SUPPORTIVE ENVIRONMENT" (green), and "INVOLVED FAMILIES" (orange). The central circle is labeled "AMBITIOUS INSTRUCTION" (green). A legend below the figure indicates: "Below Avg." (red square), "Average" (yellow square), "Strong" (green square), and "Low Response" (grey square). The "Strong" category is used for all five measures.

Figure 1.

A vertical "Feedback" button is located on the right side of the page.

Report Screenshot: Essential

The screenshot shows a web browser window with the URL <https://demo.5-essentials.org/2012/s/1777/essentials/leaders/>. The page header includes the 5Essentials logo, user account information for Nick Montgomery, and a search bar for school names or zip codes. The breadcrumb trail is Home > Report Home > 5 Essentials Overall > Effective Leaders. The school name is 'Sample High School' with the address '123 Main St Chicago, IL 12345'. A vertical 'Feedback' button is on the right side.

Essential: Effective Leaders – AVERAGE

Measures of Effective Leaders

- Principal Instructional Leadership
- Program Coherence
- Teacher Influence
- Teacher-Principal Trust

Performance: Average 43

Trend 2005 2007 2009 2011

In schools with Effective Leaders, principals and teachers work together to implement a shared vision. In such schools, people, programs, and resources are focused on a vision for sustained improvement. Leaders:

- practice shared leadership,
- set high goals for quality instruction,
- maintain mutually trusting and respectful relationships,
- support professional advancement for faculty and staff, and
- manage resources for sustained program improvement (not measured).

Explore Performance View current performance

See Trends View & compare results over time

Downloads Download reports & visualizations

Report Screenshot: Measure

Measure: Principal Instruct x

https://demo.5-essentials.org/2012/s/1777/measures/inst/

5Essentials My Account | Dashboard | Logout
Welcome, Nick Montgomery

Home > Report Home > 5 Essentials Overall > Effective Leaders > Principal Instructional Leadership

School name or zip code Find

Sample High School Invite Others | FAQs and Support
123 Main St Chicago, IL 12345

Report Home

5 Essentials

Effective Leaders

Principal Instructional Leadership

Program Coherence

Teacher Influence

Teacher-Principal Trust

Collaborative Teachers

Involved Families

Supportive

Measure: Principal Instructional Leadership – **BELOW AVG.**

Measures of Effective Leaders

- 13 Principal Instructional Leadership
- Program Coherence
- Teacher Influence
- Teacher-Principal Trust

Performance: Far Below

13

Trend

2005 2007 2009 2011

In schools with strong Principal Instructional Leadership, the principal is an active and skilled instructional leader who sets high standards for teaching and student learning.

- On average, 54% of teachers at Sample HS responded favorably to questions related to Principal Instructional Leadership.
- Based on a comparison to the benchmark, an mScore of 13 means *Principal Instructional Leadership has FAR BELOW AVG. at Sample HS*

Explore Performance View current performance

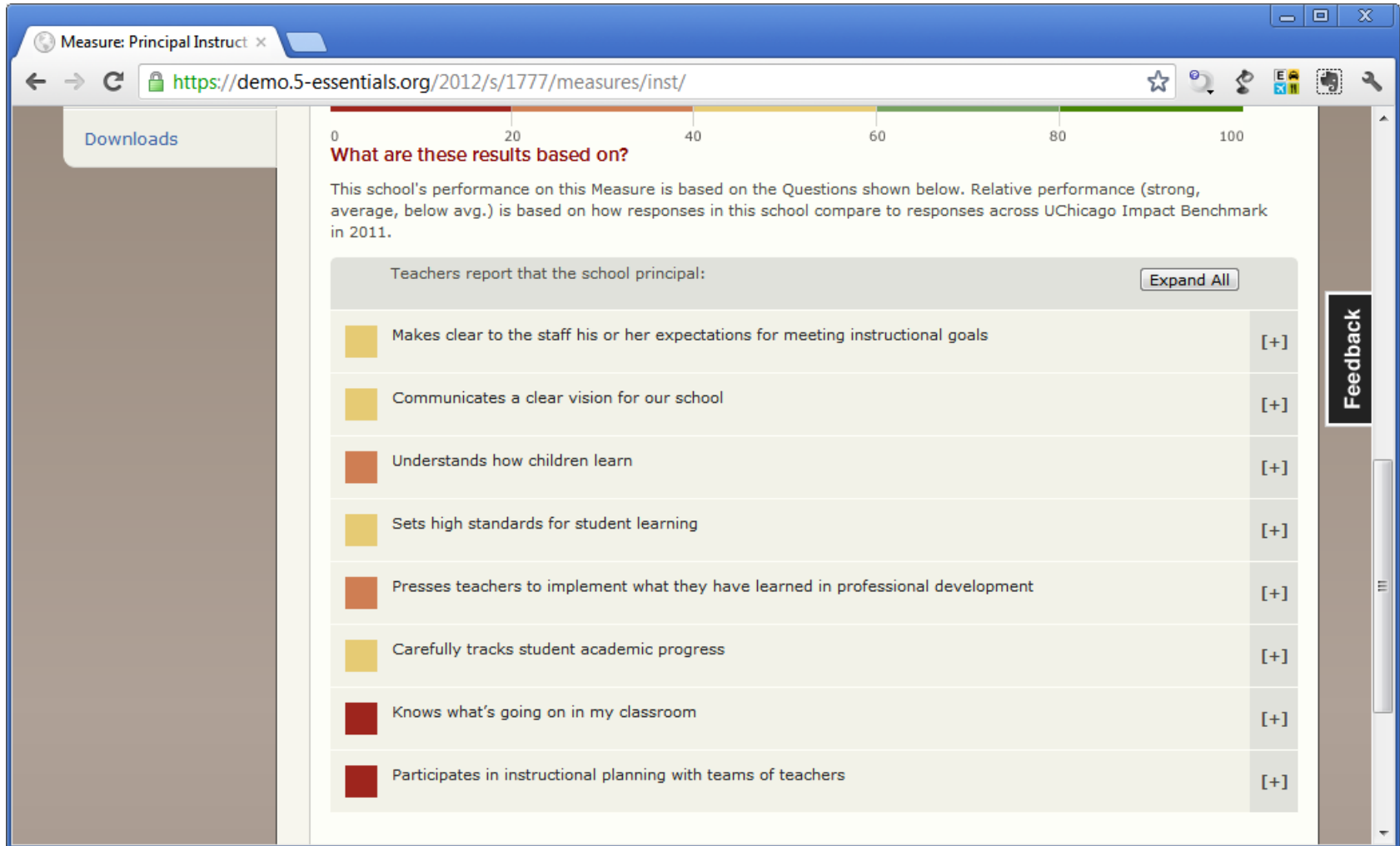
See Trends View & compare results over time

Downloads Download reports & visualizations

Sample High School Comparative Performance on Principal Instructional Leadership

Feedback

Report Screenshot: Questions



Illinois 5Essentials Survey 2012-13 Timeline

Organizing Schools for Improvement

- Outreach: October- January 2013
 - Email, Postal mail
 - Webinars, Trainings
 - Direct calls
- Survey Administration: February-March 2013
 - Online surveys
 - Students in grades 6-12
 - All teachers
 - Parents/community members
 - On-going outreach + web-support + telephone support
- Scoring: April-May 2013
- Reporting: June 2013
 - Principals and districts
- Reporting: October 2013
 - State Report Card



26

Webinar Series

- Live webinars held weekly, beginning Oct. 24
- Announcement and registration information to be sent week of October 15
- Full webinar schedule will soon be available on the Illinois 5E website

Video Tutorial

- Demo of the 5Essentials School Report
- Available via the Illinois 5E website in January
 - Announcements will be sent



Regional Trainings

- 3 target areas in state:
 - Southern, Central, Northern
- In person, open to district and school administrators
- To be held in January
- Details and registration information to come



What You Need to Know: Recap

- **Illinois 5Essentials Survey**
 - Research-based instrument provides quality data for understanding schools
 - Student, teacher, and parent surveys give voice to stakeholders
 - Robust public reporting tool and state report card make the data public
- **Online Survey Administration in All Schools THIS SPRING**
 - February – March
 - All teachers
 - Students in grades 6-12
 - Parents optional
- **Additional Info Coming Soon**
 - Webinars
 - Survey manual
 - Communications packet



5Essentials

<https://illinois.5-essentials.org>

3-2-1

What information do you need?

