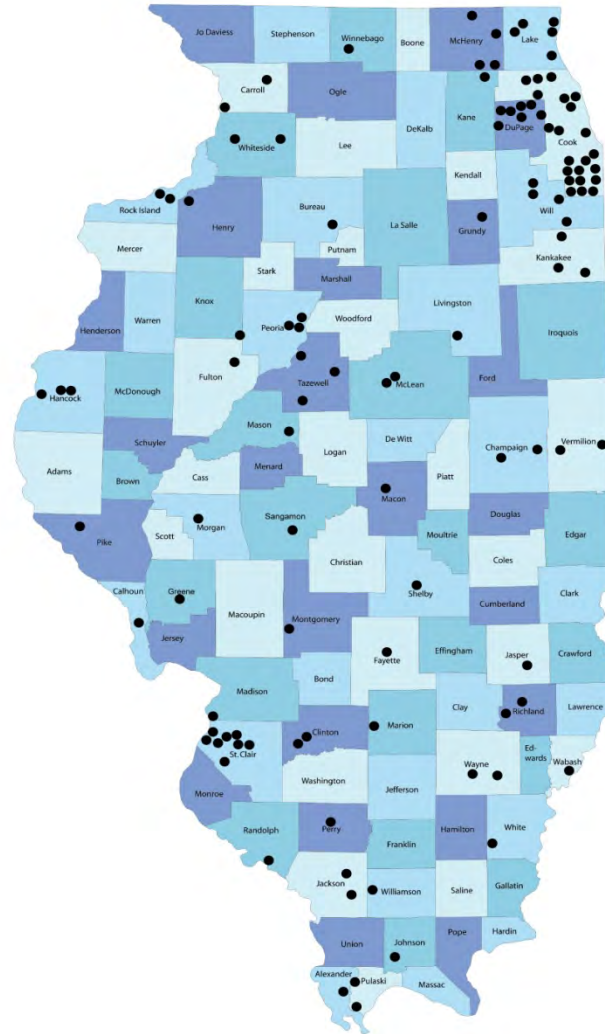




**Illinois Race to the Top 3:
Preparing the Scope of Work
March 22, 2012**



103 Participating LEAs (as of March 21, 2012)





Agenda

- Timeline Overview
- Scope of Work Overview
- Updates and New Information
- Budget
- Question and Answer #1
- Rising Star on CII
- Rising Star on IIRC
- Question and Answer #2



Presentation Team

- **David Osta**, Director of Policy & Program Implementation, RT3
- **Dr. Monique Chism**, Division Administrator, Innovation and Improvement
- **Linda Shay**, Principal Consultant, Teaching and Learning Services for All Children, Division of Innovation and Improvement
- **Jon Furr**, RT3 Consultant
- **Harvey Smith**, Illinois Interactive Report Card, Northern Illinois University



Participating LEA Timeline



Scopes of Work: Timeline - April

- March 30, 2012 (no later than 4pm): District deadline for submission of Scopes of Work
 - Districts failing to submit Scopes of Work by deadline are ineligible to serve as Participating LEAs
- April 2, 2012: Conditional approval of Scopes of Work (unless previously informed otherwise) and deadline for ISBE to submit executed Scopes of Work to U.S. Dept. of Education
- Month of April, 2012: Scopes of Work finalized in consultation with ISBE



Scopes of Work: Timeline - Overall

Stage 1 Scope of Work Development & Preliminary Approval

- **Timeline:** Now – March 30th
- Complete LEA Scope of Work
- High level planning and budgeting for life of grant – till Dec. 2015
- Detailed planning and budgeting for activities during next 12-15 mos.

Stage 2 Scope of Work Revision and Completion

- **Timeline:** April 2nd – April 30th
- Access additional ISBE resources and guidance
- Refine and revise Scope of Work incorporating feedback and new information
- Refine project level budgets for submission via ISBE eGrants

Stage 3 Final Approval

- **Timeline:** Between mid-April – June 1st
- Finalize and submit Scope of Work including budget in eGrants
- Submission deadlines TBD - based on FY12 or FY 13 implementation
- Final approval of Scope of Work and Budget from ISBE

Stage 4 Implementation

- **Timeline:**
 - FY12 implementation - late April / early May
 - FY13 implementation - July 1
- Begin Implementation!



Participating LEA Scope of Work



Scopes of Work: Definition and Purpose

1. Detailed work plans that include specific goals, activities, timelines, budgets, key personnel and annual targets for key performance measures
2. Participating LEA Scopes of Work **must** be aligned with State's RTTT3 Plan
3. Monitored and updated for compliance throughout grant period
4. Integrated into District Continuous Improvement Plan (no separate RTTT3 Plan)
5. Roadmap for achieving RTTT3 Participating LEA Expectations



Scopes of Work: Structure

- Integration of RTTT3 planning and monitoring requirements into the District Continuous Improvement Plan to provide for ease of planning and reporting
- Participating LEA Expectations tied to Rising Star continuous improvement plan indicators
- New indicators to address Teacher and Leader Effectiveness areas of the Participating LEA Expectations
- Creation of plans to achieve the Participating LEA Expectations



Scopes of Work: Key Components

- **Participating LEA Assurances (5 total)**
 - Certifications and representations that must be acknowledged and accepted by the district superintendent
 - Incorporated into web-based Scope of Work system
- **Participating LEA Data Request**
 - State required submission to U.S. Dept. of Education
 - Baseline information and data to inform RTTT3 goals and performance measures
- **ISLE Readiness Survey**
 - Baseline information to inform ISBE's planning for ISLE implementation and integration supports for Participating LEAs



Scopes of Work: Key Components

RTTT3 Expectation Explanations

- RTTT3 Version of Wise Ways
- Provide additional detail and information about the RTTT3 Expectations
- Incorporated into web-based system for easy access and reference

For a copy visit:

http://www.isbe.net/racetothetop/PDF/phase3_dist_sow_expect_expl.pdf



Updates and New Information

- On-line Scope of Work available March 14th (IIRC or CII)
- HPHM districts posted March 14th
- Updated allocations posted March 20th
- Updated FAQs posted March 20th
- Start date choice: FY12 or FY13



Budget

- By RTTT3 Expectation and by year
- **Remember:**
 - It is required that at least 10% of the Participating LEA's total allocation be set aside for indicator “D7”.
 - The 4 year total should equal your district total allocation.
 - Budgets should be based on ISBE allocation update to be posted on Monday, March 26th.



Frequently Asked Questions

- ISLE
- Programs of Study
- Peer Evaluation
- Other?




Questions and Answers



The Continuous Improvement Plan A New Direction for Illinois

<http://iirc.niu.edu>



Features of the Integrated Plan

Yes to **Continuous Improvement**

No to Annual **Submit'n'Forgit**

Local Decision Making / Accountability

Incorporates **Rising Star** Features

Indicators of **Effective Practice**

Student Performance Trends

Wise-Ways® Research Briefs

Smart Start/Smart Plan / Smart Core / Conditions for Learning

School /District **Assessment** Information

Flexible, Process-Centered, Collaborative **Team** Engagement

Attention to **school climate, instructional practice**

Overview - 1

Full Menu of Planning Tools

Indicators of Effective Practice/"Wise Ways"



Step 1 – District Data

Student Performance Metrics



Step 2 – Assess Indicators

Desired State / Evidence / Opportunity / Priority

Overview - 2

Step 3 – Create Plan

Objectives/Tasks/Activities



Step 4 – Monitor Plan

Continuous review of on-going progress




ISBE Monitoring and Review Process (coming soon)

Easy submission/self-reporting process

From “compliance” to “cooperative engagement”

MyIIRC Log In - Here's How to Register

myiirc Your customized portal for the Illinois Interactive Report Card Illinois State Board of Education



REVIEWING PERFORMANCE
Want to review how individual students did on state assessments? Login to student data and see performance reports.

DESIGNING INTERVENTIONS
Customizing instruction using MyIIRC data to identify and design interventions.

Step 2 - Once Registered, log in here - easy and secure

→ REGISTERED USER? LOG IN HERE

Username:

Password:

Remember my username

LOG IN

[Forgot Username or Password?](#)

LATEST NEWS AND UPDATES

MyIIRC is a password-protected web resource for administrators and is not open to the public. Public users are invited to consult the information on the site. Thank you! [Back to IIRC](#)

Step 1 - With your access code from MyIIRC, go here to register your personal login

→ REGISTER FOR ACCESS

- Superintendents and Principals: [Register](#) to access data and resources with options to add user accounts for teachers and staff. ?
- School and District Educators: Contact your principal or superintendent for access. ?
- ROE, ISC and LTC Directors: [Register](#) your agency to access school and district e-Plans. ?

MyIIRC Data Dashboard

myiirc Your customized portal for the Illinois Interactive Report Card Log Out

MyIIRC Home **DSI** DSI Data Services Student Data E-Plans Public Report Card Resources Research Contact Us My Account Tools ▾


My Account

Welcome Harvey,


[My Account Details](#)

Data Dashboard


With MyIIRC, you have access to many resources for educators. Mouse over the icons to see what is available. Click on the icons OR the blue tabs at the top to access the resource.




Student Data




E-Plans



Public Report Card



Resources



Research

Announcements

- 10/31/2011 New design for IIRC 2011
- 10/24/2011 Coming Soon - Report Card 2011 release!
- 10/24/2011 District Technology Plan now available on MyIIRC
- 9/14/2011 2011 Student-level PSAE Results Available
- 8/17/2011 2011 Student-level IAA

Student Data Resources

Assessments Results	- Menu of assessments by year, grade, and subject.
Student Summaries	- Alphabetical list of all students, their assessments, and available reports.
Rosters	- Students arrayed by test, year of administration, grade, and subject.
Reports & Charts	- Click on any student's name to see reports on that student's performance.
My Classes	- Your students organized into classes or other groups that you choose.


http://iirc.niu.edu

Copyright 2012, All rights reserved.

IIRC Illinois Interactive Report Card

6

Contact Information

 **Illinois State Board of Education**
Gary J. Chico, Chairman
Christopher Koch, State Superintendent

Pilot District - Integrated Plan [Reports feature](#) | [Email us](#) | [Logout](#)

District Continuous Improvement Plan

Planning Tools | Compliance Forms | **Step 1 District Data** | Step 2 Assess Indicators | Step 3 Create Plan | Step 4 Monitor Plan

District Technology Plan
Technology Inventory | Technology Report

[Contact Information](#) | District Improvement Team | Report Card Data | Local Assessments

[< District Dashboard](#)

Contact Information

*** Required information - for District Continuous Improvement Plan only.**

Please take a moment to review the information and make any necessary changes.

District Name:	<input type="text" value="Pilot District"/>	District Address:	<input type="text"/>
City/State/Zip:	<input type="text" value="Any City, IL 60000"/>	RCDT Number:	<input type="text"/>
Superintendent:	<input type="text" value="John Super"/>	Superintendent Email*:	<input type="text"/>
District Phone:	<input type="text"/>	District Fax:	<input type="text"/>

Process Manager ⓘ	Improvement Coach ⓘ
First Name:* <input type="text"/>	First Name:* <input type="text"/>
Last Name:* <input type="text"/>	Last Name:* <input type="text"/>
Position: <input type="text"/>	Position: <input type="text"/>
Phone:* <input type="text"/>	Phone:* <input type="text"/>
Fax: <input type="text"/>	Fax: <input type="text"/>
Email:* <input type="text"/>	Email:* <input type="text"/>

District Improvement Team

District Continuous Improvement Plan

Planning Tools | Compliance Forms | **Step 1 District Data** | Step 2 Assess Indicators | Step 3 Create Plan | Step 4 Monitor Plan

District Technology Plan

Technology Inventory | Technology Report | [District Dashboard](#)

Contact Information | [District Improvement Team](#) | Report Card Data | Local Assessments

District Improvement Team

[Add new member](#)

Name	Role	Phone	Email	Actions
Jane Admin	District Staff	3125555555	jadmin@anydistrict.com	Edit Delete

[Previous](#) [Next](#)

District Dashboard

MyIIRC Home [Data Warehouse](#) [Student Data](#) [E-Plans](#) [Public Report Card](#) [Resources](#) [Research](#) [Contact Us](#) [My Account Tools](#)

District Dashboard [Go Back](#)

Pilot District - Integrated Plan

District Continuous Improvement Plan School Continuous Improvement Plans

District Technology Plan

Full Integration of Technology Plan is coming

Plan Status

Planning Tools	Step 1 - District Data	Step 2 - Assess Indicators
<ul style="list-style-type: none">Indicators & WiseWays®Meeting Agenda SetupWorksheetsCoaching CommentsIndicator TypesIndicator GuidanceIndicators in Action™ Videos	<ul style="list-style-type: none">Contact InformationDistrict Improvement Team *Report Card Data **Local Assessments ***Technology Data *** <p>* - Required for District Continuous Improvement Plan ** - Required for District Continuous Improvement Plan and Technology Plan *** - Required for Technology Plan</p>	<ul style="list-style-type: none">OverviewDistrict Vision and DirectionDistrict and School Improvement ProcessesDistrict Allocation of Resources for School ImprovementDistrict Support for School Improvement and Student Achievement
Compliance Report Forms for Submission to ISBE	Step 3 - Create Plan	Step 4 - Monitor Plan
Under Construction	<ul style="list-style-type: none">OverviewDistrict Vision and DirectionDistrict and School Improvement ProcessesDistrict Allocation of Resources for School ImprovementDistrict Support for School Improvement and Student AchievementBudget Summary	<ul style="list-style-type: none">Monitoring Process

District Archive

Planning Tools

<p>Planning Tools</p> <ul style="list-style-type: none"> ① Indicators & WiseWays® ① Meeting Agenda Setup ① Worksheets ① Coaching Comments ① Indicator Types ① Indicator Guidance ① Indicators in Action™ Videos 	<p>Step 1 - District Data</p> <ul style="list-style-type: none"> ① Contact Information ① District Improvement Team * ① Report Card Data ** ① Local Assessments ** ① Technology Data *** <p>* - Required for District Continuous Improvement Plan ** - Required for District Continuous Improvement Plan and Technology Plan *** - Required for Technology Plan</p>	<p>Step 2 - Assess Indicators</p> <ul style="list-style-type: none"> ① Overview ① District Vision and Direction ① District and School Improvement Processes ① District Allocation of Resources for School Improvement ① District Support for School Improvement and Student Achievement
<p>Compliance Report Forms for Submission to ISBE</p> <p style="text-align: center;">Under Construction</p>	<p>Step 3 - Create Plan</p> <ul style="list-style-type: none"> ① Overview ① District Vision and Direction ① District and School Improvement Processes ① District Allocation of Resources for School Improvement ① District Support for School Improvement and Student Achievement ① Budget Summary 	<p>Step 4 - Monitor Plan</p> <ul style="list-style-type: none"> ① Monitoring Process

Planning Tools

Indicators and Wise Ways

District Continuous Improvement Plan District Technology Plan

[Planning Tools](#)
 [Compliance Forms](#)
 [Step 1 District Data](#)
 [Step 2 Assess Indicators](#)
 [Step 3 Create Plan](#)
 [Step 4 Monitor Plan](#)
 [Technology Inventory](#)
 [Technology Report](#)
 [< District Dashboard](#)

[Indicators & WiseWays®](#)
[Meeting Agendas](#)
[Worksheets](#)
[Coaching Comments](#)
[Resources](#)

Indicators & WiseWays®

Number of indicators:
48

Filter Indicators by Type:
--Select--

Filter Indicators by Section:
--Select--

Key Code	Indicator	Indicator Type	Wise Ways
CC02	The district develops and communicates its vision to ensure college and career readiness for all students to all stakeholders (e.g., school board, primary caregivers, teachers, staff, and community). (2320)	SC	
IA08	The school board and superintendent present a unified vision for school improvement. (1124)	SP	
CI11	The district and school(s) have an aligned vision/mission statement that supports a learning environment which is emotionally safe and conducive to learning. (2321)		
IA09	The superintendent and other central office staff are accountable for school improvement and student learning outcomes. (1125)	SP,ELL	
CI15	The district celebrates its and its schools' successes in improving student academic, physical, social, emotional, and behavioral development. (2322)		
CI12	The district improvement process is aimed at student academic, physical, social, emotional, and behavioral development. (2323)		
CI13	The district's school improvement process is aimed at student academic, physical, social, emotional, and behavioral development. (2324)		
IA01	The district builds partnerships with municipal and civic leaders, includes them in district and school improvement planning, and maintains regular communication with them. (1117)	SC	
IA02	The district builds partnerships with community organizations in district and school improvement planning and maintains regular communication with them. (1118)	SC	
IA03	The district builds partnerships with parent organizations in district and school improvement planning and maintains regular communication with them. (1119)	SC	
ID01	A team structure is officially incorporated into the school improvement plan and school governance policy. (1152)	SS	
ID02	All teams have written statements of purpose and guidelines for their operation. (1153)		

Planning Tools- Select Indicator Types

District Continuous Improvement Plan | District Technology Plan

Planning Tools | Compliance Forms | Step 1 District Data | Step 2 Assess Indicators | Step 3 Create Plan | Step 4 Monitor Plan | Technology Inventory | Technology Report | < District Dashboard

Indicators & WiseWays® | Meeting Agendas | Worksheets | Coaching Comments | Resources

Number of indicators: 48

Filter Indicators by Type:

- Select--
- Select--
- SS - SMARTStart
- SP - SMARTPlan
- SC - SMARTCore
- SR - SMARTRestructuringPlan
- RTI - Response to Intervention
- ELL - English Language Learners
- CL - Conditions for Learning

Filter Indicators by Section:

--Select--

Key Code	Indicator	Indicator Type	Wise Ways
CC02	The district develops and communicates a vision for college and career readiness for all students to all stakeholders (e.g. parents, teachers, staff, and community). (2320)	SC	
IA08	The school board develops and communicates a vision for school improvement. (1124)	SP	
CI11	The district and school(s) have an aligned vision/mission statement that supports a learning environment which is emotionally safe and conducive to learning. (2321)		
IA09	The superintendent and other central office staff are accountable for school improvement and student learning outcomes. (1125)	SP,ELL	
CI15	The district celebrates its and its schools' successes in improving student academic, physical, social, emotional, and behavioral development. (2322)		
CI12	The district improvement process is aimed at student academic, physical, social, emotional, and behavioral development. (2323)		

Step 1- District Data

<p>Planning Tools</p> <ul style="list-style-type: none"> 🔗 Indicators & WiseWays® 🔗 Meeting Agenda Setup 🔗 Worksheets 🔗 Coaching Comments 🔗 Indicator Types 🔗 Indicator Guidance 🔗 Indicators in Action™ Videos 	<p>Step 1 - District Data</p> <ul style="list-style-type: none"> 🔗 Contact Information 🔗 District Improvement Team * 🔗 Report Card Data ** 🔗 Local Assessments ** 🔗 Technology Data *** <p>* - Required for District Continuous Improvement Plan ** - Required for District Continuous Improvement Plan and Technology Plan *** - Required for Technology Plan</p>	<p>Step 2 - Assess Indicators</p> <ul style="list-style-type: none"> 🔗 Overview 🔗 District Vision and Direction 🔗 District and School Improvement Processes 🔗 District Allocation of Resources for School Improvement 🔗 District Support for School Improvement and Student Achievement
<p>Compliance Report Forms for Submission to ISBE</p> <p style="text-align: center;">Under Construction</p>	<p>Step 3 - Create Plan</p> <ul style="list-style-type: none"> 🔗 Overview 🔗 District Vision and Direction 🔗 District and School Improvement Processes 🔗 District Allocation of Resources for School Improvement 🔗 District Support for School Improvement and Student Achievement 🔗 Budget Summary 	<p>Step 4 - Monitor Plan</p> <ul style="list-style-type: none"> 🔗 Monitoring Process

District Report Card Data Data Overview

Illinois State Board of Education
Gary J. Chico, Chairman
Dr. Christopher Koch, State Superintendent

Pilot District- Integrated Plan

Reports feature | Email us | Logout

District Continuous Improvement Plan

District Technology Plan

Technology Inventory | Technology Report

< District Dashboard

Planning Tools | Compliance Forms | **Step 1 District Data** | Step 2 Assess Indicators | Step 3 Create Plan | Step 4 Monitor Plan

Contact Information | District Improvement Team | **Report Card Data** | Local Assessments

Report Card Data

Data Overview	Assessment Data Reading	Assessment Data Mathematics	District Information	Student Race/Ethnicity	Educational Environment	Enrollment Trends	Educator Data	2011 AYP Report	2011 AMAO Report	Analysis
----------------------	-------------------------	-----------------------------	----------------------	------------------------	-------------------------	-------------------	---------------	-----------------	------------------	----------

The trend data below track Meets and Exceeds percents over the last six years in your district for all students and for Adequate Yearly Progress (AYP) subgroups. Also posted here are the current AYP and Annual Measurable Achievement Objectives (AMAO) reports for your district. Please review and consider these results as you prepare your Step 2 - Assess Indicators in the next section to support the district tasks you will describe in the Step 3 - Create Plan so that your District Continuous Improvement Plan will have the greatest likelihood of improving student achievement.

[Expand All]

- Percent (%) of Students Meeting and Exceeding State Standards - ISAT/PSAE
- ACCESS Results
- IAA Results
- AYP/AMAO Deficiencies

After reviewing the data you must complete the Report Card Data - Analysis Screen.

Previous Next

© 2011, Illinois Interactive Report Card

Step 2- Assess Indicators

<p>Planning Tools</p> <ul style="list-style-type: none"> ① Indicators & WiseWays® ① Meeting Agenda Setup ① Worksheets ① Coaching Comments ① Indicator Types ① Indicator Guidance ① Indicators in Action™ Videos 	<p>Step 1 - District Data</p> <ul style="list-style-type: none"> ① Contact Information ① District Improvement Team * ① Report Card Data ** ① Local Assessments ** ① Technology Data *** <p>* - Required for District Continuous Improvement Plan ** - Required for District Continuous Improvement Plan and Technology Plan *** - Required for Technology Plan</p>	<p>Step 2 - Assess Indicators</p> <ul style="list-style-type: none"> ① Overview ① District Vision and Direction ① District and School Improvement Processes ① District Allocation of Resources for School Improvement ① District Support for School Improvement and Student Achievement
<p>Compliance Report Forms for Submission to ISBE</p> <p style="text-align: center;">Under Construction</p>	<p>Step 3 - Create Plan</p> <ul style="list-style-type: none"> ① Overview ① District Vision and Direction ① District and School Improvement Processes ① District Allocation of Resources for School Improvement ① District Support for School Improvement and Student Achievement ① Budget Summary 	<p>Step 4 - Monitor Plan</p> <ul style="list-style-type: none"> ① Monitoring Process

Assess Indicators- Overview

District Continuous Improvement Plan					District Technology Plan		< District Dashboard												
Planning Tools	Compliance Forms	Step 1 District Data	Step 2 Assess Indicators	Step 3 Create Plan	Step 4 Monitor Plan	Technology Inventory	Technology Report												
District Vision and Direction		District and School Improvement Processes		District Allocation of Resources for School Improvement		District Support for School Improvement and Student Achievement													
Step 2 - Assess Indicators - Overview																			
<p>In Step 2 - Assess Indicators the team will assess indicators from the district level subcategories; District Vision and Direction, District and School Improvement Processes, District Allocation of Resources for School Improvement, and District Support for School Improvement and Student Achievement.</p> <p>Some Indicators may be marked with SMARTstart (SS), SMARTplan (SP), SMARTcore (SC), SMARTrestructuring (SR), Response to Intervention (Rti), Conditions for Learning (CL) and/or English Language Learners (ELL). Please see the guidance that suggests a sequence for indicator assessment.</p> <p>The indicators each have a Wise Way[®] research brief that contains evidence on how the selected indicator looks when fully implemented. ISBE recommends that prior to assessing, the process manager forwards the indicators to be assessed with the accompanying Wise Way[®] for each team member to read in preparation for the team meeting.</p> <p>Step 2 - Assess Indicators</p> <p>First, the system asks the team to assess indicators of effective practice by reading the corresponding Wise Way[®] research brief evidence and then evaluating the level of development/implementation of that practice as full implementation, partial development/implementation or no development/implementation.</p> <p>Next, for each assessed indicator, the system asks the team to assign a Priority score (indicating importance) and Opportunity score (indicating ease for accomplishment) which results in an index score. The index score helps the team determine which indicators they will plan for in Step 3 - Create Plan.</p> <p>Finally, the team is asked to present evidence that describes the current level of development or implementation for each assessed indicator.</p> <p>The indicators assessed in Step 2 - Assess Indicators will be carried forward to Step 3 - Create Plan for further development.</p>																			
<table border="1" style="width: 100%; border-collapse: collapse;"> <thead> <tr> <th style="width: 35%;">Category</th> <th style="width: 35%;">Section</th> <th style="width: 30%;">Assessed</th> </tr> </thead> <tbody> <tr> <td rowspan="4">Continuous Improvement</td> <td>District Vision and Direction</td> <td style="text-align: center;">3 of 5</td> </tr> <tr> <td>District and School Improvement Processes</td> <td style="text-align: center;">0 of 20</td> </tr> <tr> <td>District Allocation of Resources for School Improvement</td> <td style="text-align: center;">1 of 9</td> </tr> <tr> <td>District Support for School Improvement and Student Achievement</td> <td style="text-align: center;">0 of 14</td> </tr> </tbody> </table>								Category	Section	Assessed	Continuous Improvement	District Vision and Direction	3 of 5	District and School Improvement Processes	0 of 20	District Allocation of Resources for School Improvement	1 of 9	District Support for School Improvement and Student Achievement	0 of 14
Category	Section	Assessed																	
Continuous Improvement	District Vision and Direction	3 of 5																	
	District and School Improvement Processes	0 of 20																	
	District Allocation of Resources for School Improvement	1 of 9																	
	District Support for School Improvement and Student Achievement	0 of 14																	

Assess Indicators

District Vision and Direction

District Continuous Improvement Plan

District Technology Plan

< District Dashboard

Planning Tools

Compliance Forms

Step 1 District Data

Step 2 Assess Indicators

Step 3 Create Plan

Step 4 Monitor Plan

Technology Inventory

Technology Report

[District Vision and Direction](#)

District and School Improvement Processes

District Allocation of Resources for School Improvement

District Support for School Improvement and Student Achievement

Assess Indicators – District Vision and Direction

Click on “Assess” to evaluate an indicator. For indicators determined as full implementation, the team may go back and click “Edit” to make changes to the implementation level. Indicators assessed and determined to have partial or no development/implementation may not have implementation levels edited. Priority and Opportunity Scores as well as implementation descriptions may be edited for all assessed indicators. Please see the [guidance](#) that suggests a sequence for indicator assessment.

Filter Indicators :

--Select--
 --Select--
 SS - SMARTStart
 SP - SMARTPlan
 SC - SMARTCore
 SR - SMARTRestructuring Plan
 RTI - Response to Intervention
 ELL - English Language Learners
 CL - Conditions for Learning
 Assessed Indicators

Assessed: 3 of 5

Key Code	Indicator	Indicator Type	Wise Ways	Actions	Status
CC02	The district vision to ensure college and career readiness for all board, primary caregivers, teachers, staff, and community).	SC		Edit	Assessed
CI11	The district vision/mission statement that supports a learning environment which is emotionally safe and conducive to learning. (2321)			Edit	Assessed
CI15	The district celebrates its and its schools' successes in improving student academic, physical, social, emotional, and behavioral development. (2322)			Edit	Assessed
IA08	The school board and superintendent present a unified vision for school improvement. (1124)	SP		Assess	
IA09	The superintendent and other central office staff are accountable for school improvement and student learning outcomes. (1125)	SP,ELL		Assess	

Assess Indicators

District Vision and Direction

Assess Indicator [close]

IA08 The school board and superintendent present a unified vision for school improvement. (1124)

1. Choose your level of Development or Implementation for this Indicator. * required field

No development/Implementation Partial Development/Implementation Full Implementation

Assess Indicators

District Vision and Direction

No Development/Implementation

Assess Indicator [close]

IA08 The school board and superintendent present a unified vision for school improvement. (1124)

1. Choose your level of Development or Implementation for this Indicator. * required field

No development/Implementation Partial Development/Implementation Full Implementation

Not a Priority or Interest Will include in plan

Save Indicator

Assess Indicators

District Vision and Direction

No Development/Implementation- Not a Priority or Interest

Assess Indicator [close]

IA08 The school board and superintendent present a unified vision for school improvement. (1124)

1. Choose your level of Development or Implementation for this Indicator. * required field

No development/Implementation Partial Development/Implementation Full Implementation

Not a Priority or Interest Will include in plan

2. Please explain why this Indicator is not a Priority or Interest. * required field

Assess Indicators

District Vision and Direction

No Development/Implementation-Will Include in Plan

Assess Indicator [close]

IA08 The school board and superintendent present a unified vision for school improvement. (1124)

1. Choose your level of Development or Implementation for this Indicator. * required field

No development/Implementation Partial Development/Implementation Full Implementation

Not a Priority or Interest Will include in plan

2. Priority Score: * required field

3 - highest priority

2 - medium priority

1 - lowest priority

3. Opportunity Score: * required field

3 - relatively easy to address

2 - accomplished within current policy and budget conditions

1 - requires changes in current policy and budget conditions

4. Please describe the current level of development or implementation. * required field

Assess Indicators

District Vision and Direction

Partial Development/Implementation

Assess Indicator [close]

IA08 The school board and superintendent present a unified vision for school improvement. (1124)

1. Choose your level of Development or Implementation for this Indicator. * required field

No development/Implementation Partial Development/Implementation Full Implementation

2. Priority Score: * required field

3 - highest priority
 2 - medium priority
 1 - lowest priority

3. Opportunity Score: * required field

3 - relatively easy to address
 2 - accomplished within current policy and budget conditions
 1 - requires changes in current policy and budget conditions

4. Please describe the current level of development or implementation. * required field

Save Indicator

Assess Indicators

District Vision and Direction

Full Implementation

Assess Indicator [close]

IA08 The school board and superintendent present a unified vision for school improvement. (1124)

1. Choose your level of Development or Implementation for this Indicator. * required field

No development/Implementation Partial Development/Implementation Full Implementation

2. Please provide evidence that this indicator has been fully and effectively implemented. Also, describe the continued work that will be necessary to sustain your efforts. * required field

Save Indicator

Step 3- Create Plan

Planning Tools

- ① Indicators & WiseWays®
- ① Meeting Agenda Setup
- ① Worksheets
- ① Coaching Comments
- ① Indicator Types
- ① Indicator Guidance
- ① Indicators in Action™ Videos

Step 1 - District Data

- ① Contact Information
- ① District Improvement Team *
- ① Report Card Data **
- ① Local Assessments **
- ① Technology Data ***

* - Required for District Continuous Improvement Plan

** - Required for District Continuous Improvement Plan and Technology Plan

*** - Required for Technology Plan

Step 2 - Assess Indicators

- ① Overview
- ① District Vision and Direction
- ① District and School Improvement Processes
- ① District Allocation of Resources for School Improvement
- ① District Support for School Improvement and Student Achievement

Compliance Report Forms for Submission to ISBE

Under Construction

Step 3 - Create Plan

- ① Overview
- ① District Vision and Direction
- ① District and School Improvement Processes
- ① District Allocation of Resources for School Improvement
- ① District Support for School Improvement and Student Achievement
- ① Budget Summary

Step 4 - Monitor Plan

- ① Monitoring Process

Create Plan- Overview

The navigation bar is split into two main sections: 'District Continuous Improvement Plan' and 'District Technology Plan'. Under 'District Continuous Improvement Plan', there are four steps: 'Step 1 District Data', 'Step 2 Assess Indicators', 'Step 3 Create Plan' (highlighted with a red arrow), and 'Step 4 Monitor Plan'. Under 'District Technology Plan', there are 'Technology Inventory' and 'Technology Report'. On the far right, there is a '< District Dashboard' link. Below the navigation bar, there are five main menu items: 'District Vision and Direction', 'District and School Improvement Processes', 'District Allocation of Resources for School Improvement', 'District Support for School Improvement and Student Achievement', and 'Budget Summary'.

Step 3 - Create Plan - Overview

Step 3-Create Plan allows the team to design a continuous improvement plan around those indicators evaluated as partial or no development/implementation. Generally, teams plan for those indicators which, through the index scores, were determined to be of high importance and opportunity.

The system automatically rephrases the indicator into an objective upon which the team designs tasks for achieving that objective. Tasks include duty details, persons responsible (a person outside the improvement team may be assigned) and target dates for completion. Be sure to assign a team member to oversee the work of the person who is responsible for that task and include budgeting information for each task.

***Note:** Index Score = Priority Score x Opportunity Score

[\[Expand All\]](#)

District Vision and Direction

District and School Improvement Processes

District Allocation of Resources for School Improvement

District Support for School Improvement and Student Achievement

Previous

Next

Create Plan

District Vision and Direction

District Continuous Improvement Plan					District Technology Plan		< District Dashboard	
Planning Tools	Compliance Forms	Step 1 District Data	Step 2 Assess Indicators	Step 3 Create Plan	Step 4 Monitor Plan	Technology Inventory	Technology Report	
District Vision and Direction		District and School Improvement Processes		District Allocation of Resources for School Improvement		District Support for School Improvement and Student Achievement	Budget Summary	

Create Plan – District Vision and Direction

The indicators chosen to include in the plan from Step 2 - Assess Indicators are now stated below as objectives. For each of the objectives the team creates as many tasks as necessary to bring the objective to full implementation.

[\[Expand All\]](#)

- [CC02 The district develops and communicates its vision to ensure college and career readiness for all students to all stakeholders \(e.g., school board, primary caregivers, teachers, staff, and community\). \(2320\)](#)
- [CII1 The district and school\(s\) have an aligned vision/mission statement that supports a learning environment which is emotionally safe and conducive to learning. \(2321\)](#)
- [CII5 The district celebrates its and its schools' successes in improving student academic, physical, social, emotional, and behavioral development. \(2322\)](#)

[Previous](#)

[Next](#)

Create Plan


District Vision and Direction


CI15 The district celebrates its and its schools' successes in improving student academic, physical, social, emotional, and behavioral development. (2322)

Level of Development/Implementation: Partial Development/Implementation

Current Level Description:


1. Assign a team member to manage and monitor the task work toward this objective:

2. Describe how the objective will look when it is being fully implemented in the District. Also describe the information needed to provide evidence that this objective is fully met. 

3. Establish a date by which the description above will be a reality: 

Save Steps 1-3

4. Create a series of tasks that will lead to full implementation of this objective. Be sure to include tasks for gathering and analyzing the information needed to show evidence of full implementation.

Add Task 

Tasks	Person Assigned	Actions
There are no tasks created for this Objective		

Create Plan- Add a Task

Add New Task [close]




*** indicates required fields.**

Objective: CII5 The district celebrates its and its schools' successes in improving student academic, physical, social, emotional, and behavioral development. (2322)

Assign the person who will be responsible for completing this task (may be a team member or other person outside the team):*

--Select one--

Record notes from your discussion that will be helpful to the person responsible for this task. Establish a start and end date along with a timeline. Be sure to include any budget and funding sources.*

Start Date:  End Date:  Timeline: 

Please enter budget information below if it is applicable to this task.

Budget & Funding Sources (\$)							
District	Title I	Title II-D	Title III	State Funds	Grant Funds	Other Funds	Total
<input type="text"/>	<input type="text"/>	<input type="text"/>	<input type="text"/>	<input type="text"/>	<input type="text"/>	<input type="text"/>	<input type="text"/>

State Funds tooltip: state revenue funds, local state aid, transportation funds

ate a series of tasks that will lead to full implementation of this objective. Be sure to include tasks for gathering and analyzing the informat

Create Plan-Budget Summary

District Continuous Improvement Plan District Technology Plan < District Dashboard

[Planning Tools](#) [Compliance Forms](#) [Step 1 District Data](#) [Step 2 Assess Indicators](#) [Step 3 Create Plan](#) [Step 4 Monitor Plan](#) [Technology Inventory](#) [Technology Report](#)

District Vision and Direction District and School Improvement Processes District Allocation of Resources for School Improvement District Support for School Improvement and Student Achievement [Budget Summary](#)

Create Plan – Budget Summary

Key Code	Indicator	District	TitleI	TitleII	TitleIII	LocalFunds	StateFunds	Other	Total
CC02	The district develops and communicates its vision to ensure college and career readiness for all students to all stakeholders (e.g., school board, primary caregivers, teachers, staff, and community). (2320)	200	2,400	399	499	99	5,099	99	8,795
CII1	The district and school(s) have an aligned vision/mission statement that supports a learning environment which is emotionally safe and conducive to learning. (2321)	2,000	1,200	0	0	0	0	0	3,200
IA04	The district provides incentives for staff who work effectively in hard-to-staff and restructured schools. (1120)	50,000	0	0	0	0	0	0	50,000
	Total	52,200	3,600	399	499	99	5,099	99	61,995

Step 4- Monitor Plan

<p>Planning Tools</p> <ul style="list-style-type: none"> 🔗 Indicators & WiseWays® 🔗 Meeting Agenda Setup 🔗 Worksheets 🔗 Coaching Comments 🔗 Indicator Types 🔗 Indicator Guidance 🔗 Indicators in Action™ Videos 	<p>Step 1 - District Data</p> <ul style="list-style-type: none"> 🔗 Contact Information 🔗 District Improvement Team * 🔗 Report Card Data ** 🔗 Local Assessments ** 🔗 Technology Data *** <p>* - Required for District Continuous Improvement Plan ** - Required for District Continuous Improvement Plan and Technology Plan *** - Required for Technology Plan</p>	<p>Step 2 - Assess Indicators</p> <ul style="list-style-type: none"> 🔗 Overview 🔗 District Vision and Direction 🔗 District and School Improvement Processes 🔗 District Allocation of Resources for School Improvement 🔗 District Support for School Improvement and Student Achievement
<p>Compliance Report Forms for Submission to ISBE</p> <p style="text-align: center;">Under Construction</p>	<p>Step 3 - Create Plan</p> <ul style="list-style-type: none"> 🔗 Overview 🔗 District Vision and Direction 🔗 District and School Improvement Processes 🔗 District Allocation of Resources for School Improvement 🔗 District Support for School Improvement and Student Achievement 🔗 Budget Summary 	<p>Step 4 - Monitor Plan</p> <ul style="list-style-type: none"> 🔗 Monitoring Process

Monitor Plan-Overview

District Continuous Improvement Plan District Technology Plan

[Planning Tools](#)
[Compliance Forms](#)
[Step 1 District Data](#)
[Step 2 Assess Indicators](#)
[Step 3 Create Plan](#)
[Step 4 Monitor Plan](#)

[Technology Inventory](#)
[Technology Report](#)
[District Dashboard](#)

Step 4 - Monitor Plan - Overview

Step 4 - Monitor Plan allows the team to monitor the progress of objective tasks. After the tasks are completed, the system prompts the team to judge whether the objective (indicator of effective practice) has been met. If met, the team must provide a status report describing evidence of completion levels. For objectives not fully implemented, the system prompts the team to develop additional targeted tasks that will hopefully lead to a fully met objective.

Objectives shown in Blue have tasks that are not complete.

Objectives shown in Green have all the tasks completed and the Objective has been met.

Objectives shown in Red indicate the team is undecided if an objective has been met and/or the team may need to plan for additional tasks to bring the objective to full implementation.


	Key Code	Objectives	Assigned to	Target date	Tasks	% Tasks Completed	Objective Status
View Tasks	CC02	The district develops and communicates its vision to ensure college and career readiness for all students to all stakeholders (e.g., school board, primary caregivers, teachers, staff, and community). (2320)	Melissa Perez	12/28/2011	4	100%	01/23/2012 Objective Met
View Tasks	CI11	The district and school(s) have an aligned vision/mission statement that supports a learning environment which is emotionally safe and conducive to learning. (2321)	Melissa Perez	12/28/2011	3	100%	Undecided
View Tasks	CI15	The district celebrates its and its schools' successes in improving student academic, physical, social, emotional, and behavioral development. (2322)	Melissa Perez	01/31/2012	0	0%	
View Tasks	IA04	The district provides incentives for staff who work effectively in hard-to-staff and restructured schools. (1120)	Melissa Perez	05/31/2012	1	100%	Need to add task.

Take Aways from Today's Presentation



Flexible, self-managed, process-focused

Take Aways from Today's Presentation




Districts define priorities,
responsible for
achieving priorities

Take Aways from Today's Presentation



**Continuous improvement through
continuous engagement,
team-building, shared success**

Questions?



Thank you!