




ILLINOIS STATE BOARD OF EDUCATION MEETING
October 29-30, 2012

TO: Illinois State Board of Education

FROM: Christopher A. Koch, Ed.D., State Superintendent of Education 
Robert Wolfe, Chief Financial Officer 
Donald W. Evans, Chief Operating Officer 

Agenda Topic: Information Item: SBE Fiscal & Administrative Monthly Reports

Materials: Appropriation and Spending by Program – FY13
Financial Status Report (contract & grant detail) – FY13
Comparative Statement of Expenditures – FY13
Monthly Headcount Graph, Staff Detail, Personnel Transactions
Contract & Grant Awards Under \$1 million - FY13

Purpose of Agenda Item

To provide the Board standard reports with key information on fiscal and administrative activities of the state Agency.

Relationship to/Implications for the State Board's Strategic Plan

Not applicable – informational purposed only.

Expected Outcome(s) of Agenda Item

Not applicable – informational purposed only.

Background Information

In June 2002, the State Board adopted bylaws outlining a new committee structure under which fiscal, audit and operations issues will be handled by the Finance and Audit Committee. The Superintendent requested that the Agency organize and standardize the financial and Headcount data provided to the Board for their future policy work and decision making.

Currently, the following reports are provided:

1. Budget/Annual Report (annually in January)
2. Condition of Public Education (December)
3. Comptroller SEA Report (annually in February)
4. Appropriation and Expenditure (monthly)
5. Financial Status Report – Contract/Grant Detail (monthly)
6. Contract & Grant Awards Under \$1 Million (monthly)
7. Comparative Statement of Expenditures (monthly)
8. Headcount Reports (monthly)
Personnel Transactions, Staff Detail by Division, & Monthly Headcount Graph

Analysis and Implications for Policy, Budget, Legislative Action and Communications

The monthly or Quarterly Fiscal and Headcount Reports were first provided to the Board in August 2002. These reports provide information regarding staffing and funding as well as details of contracts over \$50,000 and grants the Agency is processing.

At the request of the Board at the December 2011 meeting, a Contract & Grant Award Report under \$1 million has been added to the SBE Fiscal & Administrative Monthly Reports package.

Superintendent's Recommendation

None needed.

Next Steps

Continue to provide these reports pursuant to schedule above.

Illinois State Board of Education
2013 Appropriation & Spending by Program 07/01/2012 thru 09/30/2012
(Dollars in Thousands)

Initiatives	Appropriation			YTD Expenditures		
	Total	Grants	Admin	Total	Grants	Admin
STATE						
Distributive Grants	<u>\$6,045,505.8</u>	<u>\$6,045,505.8</u>	<u>\$0.0</u>	<u>\$1,200,555.4</u>	<u>\$1,200,555.4</u>	<u>\$0.0</u>
General State Aid	\$4,286,752.5	\$4,286,752.5	\$0.0	\$779,849.2	\$779,849.2	\$0.0
District Consolidation Cost	\$2,805.0	\$2,805.0	\$0.0	\$0.0	\$0.0	\$0.0
<u>Mandated Categoryals</u>	<u>\$1,755,948.3</u>	<u>\$1,755,948.3</u>	<u>\$0.0</u>	<u>\$420,706.2</u>	<u>\$420,706.2</u>	<u>\$0.0</u>
Illinois Free Lunch/Breakfast	\$14,300.0	\$14,300.0	\$0.0	\$7,510.5	\$7,510.5	\$0.0
Orphanage Tuition 18-3 (Reg Ed)	\$13,000.0	\$13,000.0	\$0.0	\$2,205.3	\$2,205.3	\$0.0
Sp-Ed - Extraordinary Services	\$314,196.1	\$314,196.1	\$0.0	\$55,612.7	\$55,612.7	\$0.0
Sp-Ed - Orphanage Tuition 14-7.03	\$111,000.0	\$111,000.0	\$0.0	\$43,213.9	\$43,213.9	\$0.0
Sp-Ed - Personnel Reimbursement	\$440,200.0	\$440,200.0	\$0.0	\$146,197.9	\$146,197.9	\$0.0
Sp-Ed - Private Tuition	\$206,843.3	\$206,843.3	\$0.0	\$26,682.8	\$26,682.8	\$0.0
Sp-Ed - Summer School	\$10,100.0	\$10,100.0	\$0.0	\$5,494.4	\$5,494.4	\$0.0
Sp-Ed - Transportation	\$440,500.0	\$440,500.0	\$0.0	\$76,316.6	\$76,316.6	\$0.0
Transportation - Regular/Vocational	\$205,808.9	\$205,808.9	\$0.0	\$57,472.1	\$57,472.1	\$0.0
Standards - Assessment & Accountability	<u>\$29,400.0</u>	<u>\$0.0</u>	<u>\$29,400.0</u>	<u>\$7,430.3</u>	<u>\$0.0</u>	<u>\$7,430.3</u>
Assessments	\$27,400.0	\$0.0	\$27,400.0	\$7,407.4	\$0.0	\$7,407.4
Standards, Materials, Training for Teachers	\$2,000.0	\$0.0	\$2,000.0	\$22.9	\$0.0	\$22.9
Growth Model	\$0.0	\$0.0	\$0.0	\$0.0	\$0.0	\$0.0
System of Support	\$0.0	\$0.0	\$0.0	\$0.0	\$0.0	\$0.0
Ensuring Quality Ed Personnel	<u>\$2,225.0</u>	<u>\$2,225.0</u>	<u>\$0.0</u>	<u>\$0.0</u>	<u>\$0.0</u>	<u>\$0.0</u>
National Board Certification	\$1,000.0	\$1,000.0	\$0.0	\$0.0	\$0.0	\$0.0
Principal Mentoring Program	\$0.0	\$0.0	\$0.0	\$0.0	\$0.0	\$0.0
Teach for America	\$1,225.0	\$1,225.0	\$0.0	\$0.0	\$0.0	\$0.0
Teacher and Admin. Mentoring Program	\$0.0	\$0.0	\$0.0	\$0.0	\$0.0	\$0.0
Early Childhood	<u>\$300,192.4</u>	<u>\$295,965.7</u>	<u>\$4,226.7</u>	<u>\$56,539.7</u>	<u>\$55,574.8</u>	<u>\$964.9</u>
Academic Difficulty	<u>\$81,920.5</u>	<u>\$79,920.5</u>	<u>\$2,000.0</u>	<u>\$4,055.5</u>	<u>\$3,908.8</u>	<u>\$146.7</u>
Alternative Learning/Regional Safe Schools	\$6,539.3	\$6,539.3	\$0.0	\$0.0	\$0.0	\$0.0
Bilingual Education	\$63,381.2	\$61,381.2	\$2,000.0	\$146.7	\$0.0	\$146.7
Truant Alternative Optional Education	\$12,000.0	\$12,000.0	\$0.0	\$3,908.8	\$3,908.8	\$0.0

Initiatives	Appropriation			YTD Expenditures		
	Total	Grants	Admin	Total	Grants	Admin
Learning Technologies	<u>\$3,000.0</u>	<u>\$1,700.0</u>	<u>\$1,300.0</u>	<u>\$638.5</u>	<u>\$331.0</u>	<u>\$307.5</u>
Technology for Success	\$3,000.0	\$1,700.0	\$1,300.0	\$638.5	\$331.0	\$307.5
Career Preparation	<u>\$39,862.1</u>	<u>\$39,862.1</u>	<u>\$0.0</u>	<u>\$13,969.6</u>	<u>\$13,969.6</u>	<u>\$0.0</u>
Agricultural Education	\$1,800.0	\$1,800.0	\$0.0	\$515.4	\$515.4	\$0.0
Career and Technical Education	\$38,062.1	\$38,062.1	\$0.0	\$13,454.3	\$13,454.3	\$0.0
Regional Services	<u>\$14,320.1</u>	<u>\$14,320.1</u>	<u>\$0.0</u>	<u>\$3,527.6</u>	<u>\$3,527.6</u>	<u>\$0.0</u>
ROE - Bus Driver Training	\$70.0	\$70.0	\$0.0	\$70.0	\$70.0	\$0.0
ROE - Salaries	\$12,025.0	\$12,025.0	\$0.0	\$2,757.5	\$2,757.5	\$0.0
ROE - School Services	\$2,225.1	\$2,225.1	\$0.0	\$700.2	\$700.2	\$0.0
Strategic Plan	<u>\$0.0</u>	<u>\$0.0</u>	<u>\$0.0</u>	<u>\$0.0</u>	<u>\$0.0</u>	<u>\$0.0</u>
Strategic Plan	\$0.0	\$0.0	\$0.0	\$0.0	\$0.0	\$0.0
Administration	<u>\$23,654.0</u>	<u>\$0.0</u>	<u>\$23,654.0</u>	<u>\$4,965.5</u>	<u>\$0.0</u>	<u>\$4,965.5</u>
Targeted Initiatives	<u>\$12,744.2</u>	<u>\$11,761.8</u>	<u>\$982.4</u>	<u>\$847.6</u>	<u>\$722.6</u>	<u>\$125.0</u>
Advanced Placement Classes	\$527.0	\$527.0	\$0.0	\$0.0	\$0.0	\$0.0
After School Matters	\$2,500.0	\$2,500.0	\$0.0	\$0.0	\$0.0	\$0.0
Arts and Foreign Language	\$500.0	\$500.0	\$0.0	\$0.0	\$0.0	\$0.0
Autism Project	\$100.0	\$100.0	\$0.0	\$0.0	\$0.0	\$0.0
Blind & Dyslexic	\$816.6	\$816.6	\$0.0	\$0.0	\$0.0	\$0.0
Childrens Mental Health Partnership	\$300.0	\$250.0	\$50.0	\$0.0	\$0.0	\$0.0
Community Residential Services Authority	\$592.3	\$0.0	\$592.3	\$118.8	\$0.0	\$118.8
Educator Misconduct Investigations	\$184.0	\$0.0	\$184.0	\$6.2	\$0.0	\$6.2
IL Coalition Immigrant/Refugee Parent Mentor	\$1,000.0	\$1,000.0	\$0.0	\$0.0	\$0.0	\$0.0
Lowest Performing Schools	\$1,002.8	\$846.7	\$156.1	\$0.0	\$0.0	\$0.0
Materials Center for the Visually Impaired	\$1,421.1	\$1,421.1	\$0.0	\$0.0	\$0.0	\$0.0
Philip J. Rock Center & School	\$3,577.8	\$3,577.8	\$0.0	\$500.0	\$500.0	\$0.0
Tax Equivalent Grants	\$222.6	\$222.6	\$0.0	\$222.6	\$222.6	\$0.0
NON STATE						
School Infrastructure Fund	<u>\$600.0</u>	<u>\$0.0</u>	<u>\$600.0</u>	<u>\$36.0</u>	<u>\$0.0</u>	<u>\$36.0</u>
School Infrastructure (Debt Admin)	\$600.0	\$0.0	\$600.0	\$36.0	\$0.0	\$36.0
Driver Education	<u>\$17,500.0</u>	<u>\$17,500.0</u>	<u>\$0.0</u>	<u>\$4,375.0</u>	<u>\$4,375.0</u>	<u>\$0.0</u>
Other Funds	<u>\$139,454.7</u>	<u>\$116,745.8</u>	<u>\$22,708.9</u>	<u>\$16,981.1</u>	<u>\$16,381.1</u>	<u>\$600.1</u>
After School Rescue Fund	\$200.0	\$200.0	\$0.0	\$0.0	\$0.0	\$0.0
Capital Development Fund-Sch Const.	\$25,000.0	\$25,000.0	\$0.0	\$0.0	\$0.0	\$0.0
Charter Schools Revolving Loan Fund	\$20.0	\$20.0	\$0.0	\$0.0	\$0.0	\$0.0

Initiatives	Appropriation			YTD Expenditures		
	Total	Grants	Admin	Total	Grants	Admin
Emergency Financial Assistance Fund	\$1,000.0	\$1,000.0	\$0.0	\$0.0	\$0.0	\$0.0
Indirect Costs	\$7,015.2	\$0.0	\$7,015.2	\$457.5	\$0.0	\$457.5
ISBE - Special Purpose Trust Fund	\$8,484.8	\$0.0	\$8,484.8	\$43.8	\$0.0	\$43.8
ISBE Teacher Certificate Institute Fund	\$2,208.9	\$0.0	\$2,208.9	\$0.0	\$0.0	\$0.0
School Construction Maintenance Fund	\$83,716.2	\$83,716.2	\$0.0	\$16,381.1	\$16,381.1	\$0.0
School Technology Revolving Loan	\$5,000.0	\$5,000.0	\$0.0	\$0.0	\$0.0	\$0.0
Teacher Certification Fee Revolving Fund	\$5,000.0	\$0.0	\$5,000.0	\$98.8	\$0.0	\$98.8
Technology Immersion - Build IL Bond Fund	\$409.6	\$409.6	\$0.0	\$0.0	\$0.0	\$0.0
Temporary Relocation Revolving Fund	\$1,400.0	\$1,400.0	\$0.0	\$0.0	\$0.0	\$0.0

FEDERAL

Federal Funds	<u>\$2,967,670.2</u>	<u>\$2,832,810.4</u>	<u>\$134,859.8</u>	<u>\$120,597.0</u>	<u>\$110,798.3</u>	<u>\$9,798.6</u>
Advanced Placement Fee Payment	\$3,099.1	\$3,000.0	\$99.1	\$0.0	\$0.0	\$0.0
ARRA - Education Jobs Fund	\$26,000.0	\$26,000.0	\$0.0	\$1,146.1	\$1,146.1	\$0.0
ARRA - Longitudinal Data Systems	\$10,000.0	\$0.0	\$10,000.0	\$222.9	\$0.0	\$222.9
ARRA - Race to the Top	\$42,800.0	\$10,925.8	\$31,874.2	\$1,921.7	\$0.0	\$1,921.7
ARRA - Title I	\$81,605.8	\$81,605.8	\$0.0	\$5.4	\$5.4	\$0.0
ARRA - Title I School Improvement (1003G)	\$68,394.2	\$64,394.2	\$4,000.0	\$1,024.8	\$1,024.8	\$0.0
ARRA - Title II Technology	\$100.0	\$100.0	\$0.0	\$0.0	\$0.0	\$0.0
Career & Technical Education	\$56,601.1	\$55,000.0	\$1,601.1	\$7,210.4	\$6,921.9	\$288.5
Career & Technical Education - Technical Prep	\$121.0	\$100.0	\$21.0	\$0.0	\$0.0	\$0.0
Charter Schools	\$9,000.0	\$9,000.0	\$0.0	\$0.0	\$0.0	\$0.0
Child Nutrition	\$736,725.2	\$725,000.0	\$11,725.2	\$47,541.0	\$45,998.6	\$1,542.4
IDEA - Deaf Blind, Part C	\$500.0	\$500.0	\$0.0	\$42.1	\$42.1	\$0.0
IDEA - Improvement Plan	\$4,368.2	\$4,000.0	\$368.2	\$92.6	\$76.7	\$15.9
IDEA - Pre-School	\$25,933.9	\$25,000.0	\$933.9	\$1,008.2	\$961.8	\$46.3
Illinois Purchase Care Review Board	\$404.7	\$0.0	\$404.7	\$88.7	\$0.0	\$88.7
Individuals with Disabilities Educ. Act, Pt. B	\$716,662.6	\$700,000.0	\$16,662.6	\$27,794.3	\$25,537.6	\$2,256.7
IDEA - Bellefaire JCB	\$500.0	\$500.0	\$0.0	\$452.7	\$452.7	\$0.0
Integration of Schools & Mental Health Systems	\$0.0	\$0.0	\$0.0	\$0.0	\$0.0	\$0.0
Learn and Serve America	\$550.0	\$500.0	\$50.0	\$57.8	\$57.8	\$0.0
Longitudinal Data System	\$5,200.0	\$1,265.0	\$3,935.0	\$276.8	\$0.0	\$276.8
Math & Science Partnerships	\$14,658.5	\$14,000.0	\$658.5	\$599.4	\$597.9	\$1.5
National Center for Education Statistics	\$282.6	\$0.0	\$282.6	\$39.6	\$0.0	\$39.6
ONPAR	\$2,000.0	\$2,000.0	\$0.0	\$0.0	\$0.0	\$0.0
Spanish Language Assesment-SALSA	\$1,341.7	\$0.0	\$1,341.7	\$0.0	\$0.0	\$0.0
School Health Programs	\$1,152.6	\$0.0	\$1,152.6	\$0.0	\$0.0	\$0.0
Special Congressional Initiatives	\$5,000.0	\$4,920.5	\$79.5	\$0.0	\$0.0	\$0.0
Striving Readers	\$500.0	\$499.1	\$0.9	\$0.9	\$0.0	\$0.9
Title I - Basic Programs	\$762,119.6	\$748,305.1	\$13,814.5	\$20,147.4	\$19,198.8	\$948.7
Title I - Comprehensive School Reform	\$35.5	\$0.0	\$35.5	\$0.0	\$0.0	\$0.0
Title I - Education of Migratory Children	\$4,186.0	\$4,127.0	\$59.0	\$613.1	\$602.7	\$10.3

Initiatives	Appropriation			YTD Expenditures		
	Total	Grants	Admin	Total	Grants	Admin
Title I - Even Start Family Literacy Programs	\$2,982.2	\$2,933.2	\$49.0	\$0.0	\$0.0	\$0.0
Title I - Neglected and Delinquent	\$1,223.1	\$1,172.1	\$51.0	\$13.0	\$0.0	\$13.0
Title I - School Improvement	\$71,975.0	\$68,462.6	\$3,512.3	\$1,455.0	\$1,284.9	\$170.0
Title II - Enhance Ed through Technology	\$5,105.0	\$5,000.0	\$105.0	\$103.4	\$103.4	\$0.0
Title II - Quality Teachers	\$161,636.4	\$157,000.0	\$4,636.4	\$2,757.8	\$2,544.0	\$213.7
Title III - English Language Acquisition	\$47,433.4	\$45,000.0	\$2,433.4	\$2,747.0	\$2,647.9	\$99.1
Title IV - 21st Century Schools	\$66,928.1	\$65,000.0	\$1,928.1	\$1,693.7	\$1,492.7	\$201.1
Title IV - Safe & Drug Free Schools	\$547.0	\$500.0	\$47.0	\$17.1	\$11.8	\$5.3
Title VI - Rural & Low Income Programs	\$2,056.0	\$2,000.0	\$56.0	\$28.8	\$28.8	\$0.0
Title VI - State Assessment	\$22,438.6	\$0.0	\$22,438.6	\$1,382.2	\$0.0	\$1,382.2
Title X - McKinney Homeless Assistance	\$5,487.6	\$5,000.0	\$487.6	\$113.0	\$59.8	\$53.2
Transition to Teaching	\$15.6	\$0.0	\$15.6	\$0.0	\$0.0	\$0.0
TOTAL - ALL FUNDS:	\$9,678,049.0	\$9,458,317.2	\$219,731.8	\$1,434,519.0	\$1,410,144.2	\$24,374.7

ILLINOIS STATE BOARD OF EDUCATION
Financial Status Report
July 1, 2012 through September 30, 2012
(Fiscal Year 2013)

	Appropriation Amount	Expenditures to Date	Unexpended Appropriation	Percentage spent YTD	Percentage Unexpended
<u>General Revenue Fund</u>					
Personal Services and Related Expenditures	\$ 16,745,700	\$ 4,179,094	\$ 12,566,606	24.96%	75.04%
Contractual Services	6,000,000	717,555	5,282,445	11.96%	88.04%
Travel	166,250	31,193	135,057	18.76%	81.24%
Commodities	71,300	1,025	70,275	1.44%	98.56%
Printing	64,700	-	64,700	0.00%	100.00%
Equipment	132,200	228	131,972	0.17%	99.83%
Telecommunications	450,000	33,422	416,578	7.43%	92.57%
Operation of Automotive Equipment	23,800	3,000	20,800	12.61%	87.39%
Lump Sums	30,246,302	7,625,314	22,620,988	25.21%	74.79%
<i>Sub-total</i>	53,900,252	12,590,832	41,309,420	23.36%	76.64%
Awards and Grants	2,200,146,283	497,332,329	1,702,813,954	22.60%	77.40%
Total General Revenue Fund	\$ 2,254,046,535	\$ 509,923,161	\$ 1,744,123,374	22.62%	77.38%
<u>Education Assistance Fund</u>					
Awards and Grants	\$ 390,661,700	\$ -	\$ 390,661,700	0.00%	100.00%
<u>Common School Fund</u>					
General State Aid	\$ 3,896,090,800	\$ 779,849,212	\$ 3,116,241,588	20.02%	79.98%
<u>Teacher Certification Fee Revolving Fund</u>					
Lump Sums	\$ 5,000,000	\$ 98,830	\$ 4,901,170	1.98%	98.02%

ILLINOIS STATE BOARD OF EDUCATION
Financial Status Report
July 1, 2012 through September 30, 2012
(Fiscal Year 2013)

	Appropriation Amount	Expenditures to Date	Unexpended Appropriation	Percentage spent YTD	Percentage Unexpended
<u>Drivers Education Fund</u>					
Awards and Grants	17,500,000	4,374,993	13,125,007	25.00%	75.00%
Total Drivers Education Fund	\$ 17,500,000	\$ 4,374,993	\$ 13,125,007	25.00%	75.00%
<u>School Dist. Emergency Financial Asst. Fund</u>					
Awards and Grants	\$ 1,000,000	\$ -	\$ 1,000,000	0.00%	100.00%
<u>SBE Special Purpose Trust Fund</u>					
Lump Sums	\$ 15,500,000	\$ 501,239	\$ 14,998,761	3.23%	96.77%
<u>SBE Teacher Certification Institution Fund</u>					
Lump Sums	\$ 2,208,900	\$ -	\$ 2,208,900	0.00%	100.00%
<u>SBE Federal Department of Agriculture Fund</u>					
Personal Services and Related Expenditures	\$ 6,513,400	\$ 1,315,989	\$ 5,197,411	20.20%	79.80%
Contractual Services	4,210,500	159,043	4,051,457	3.78%	96.22%
Travel	400,000	53,842	346,158	13.46%	86.54%
Commodities	85,000	7,265	77,735	8.55%	91.45%
Printing	156,300	-	156,300	0.00%	100.00%
Equipment	310,000	6,251	303,749	2.02%	97.98%
Telecommunications	50,000	-	50,000	0.00%	100.00%
Sub-total	11,725,200	1,542,390	10,182,810	13.15%	86.85%
Awards and Grants	725,000,000	45,998,608	679,001,392	6.34%	93.66%
Total SBE Federal Department of Agriculture Fund	\$ 736,725,200	\$ 47,540,998	\$ 689,184,202	6.45%	93.55%

ILLINOIS STATE BOARD OF EDUCATION
Financial Status Report
July 1, 2012 through September 30, 2012
(Fiscal Year 2013)

	Appropriation Amount	Expenditures to Date	Unexpended Appropriation	Percentage spent YTD	Percentage Unexpended
<u>SBE Federal Agency Services Fund</u>					
Personal Services and Related Expenditures	\$ 186,900	\$ -	\$ 186,900	0.00%	100.00%
Contractual Services	945,000	-	945,000	0.00%	100.00%
Travel	30,000	-	30,000	0.00%	100.00%
Commodities	20,000	-	20,000	0.00%	100.00%
Printing	700	-	700	0.00%	100.00%
Equipment	11,000	-	11,000	0.00%	100.00%
Telecommunications	9,000	-	9,000	0.00%	100.00%
<i>Sub-total</i>	1,202,600	-	1,202,600	0.00%	100.00%
Awards and Grants	500,000	57,798	442,202	11.56%	88.44%
Total SBE Federal Agency Services Fund	\$ 1,702,600	\$ 57,798	\$ 1,644,802	3.39%	96.61%
<u>SBE Federal Department of Education Fund</u>					
Personal Services and Related Expenditures	\$ 24,567,100	\$ 3,592,183	\$ 20,974,917	14.62%	85.38%
Contractual Services	20,370,000	729,530	19,640,470	3.58%	96.42%
Travel	1,600,000	108,150	1,491,850	6.76%	93.24%
Commodities	305,000	19,738	285,262	6.47%	93.53%
Printing	341,000	17	340,983	0.00%	100.00%
Equipment	679,000	2,185	676,815	0.32%	99.68%
Telecommunications	400,000	-	400,000	0.00%	100.00%
Lump Sums	23,780,300	1,382,176	22,398,124	5.81%	94.19%
<i>Sub-total</i>	72,042,400	5,833,977	66,208,423	8.10%	91.90%
Awards and Grants	2,131,200,000	66,018,068	2,065,181,932	3.10%	96.90%
Total SBE Federal Department of Education Fund	\$ 2,203,242,400	\$ 71,852,046	\$ 2,131,390,354	3.26%	96.74%
<u>Charter Schools Revolving Loan Program Fund</u>					
Awards and Grants	\$ 20,000	\$ -	\$ 20,000	0.00%	100.00%
<u>School Infrastructure Fund</u>					
Lump Sums	\$ 600,000	\$ 36,046	\$ 563,954	6.01%	93.99%

ILLINOIS STATE BOARD OF EDUCATION
Financial Status Report
July 1, 2012 through September 30, 2012
(Fiscal Year 2013)

	Appropriation Amount	Expenditures to Date	Unexpended Appropriation	Percentage spent YTD	Percentage Unexpended
<u>School Technology Revolving Loan Program Fund</u>					
Awards and Grants	\$ 5,000,000	\$ -	\$ 5,000,000	0.00%	100.00%
<u>Temporary Relocation Expenses Revolving Grant Fund</u>					
Awards and Grants	\$ 1,400,000	\$ -	\$ 1,400,000	0.00%	100.00%
<u>Capital Development Fund</u>					
Grants for Educational Purposes	\$ 25,000,000	\$ -	\$ 25,000,000	0.00%	100.00%
<u>School Construction Fund</u>					
Construction Grants	\$ 83,716,205	\$ 16,381,059	\$ 67,335,146	19.57%	80.43%
<u>Build Illinois Bond Fund</u>					
Construction Grants	\$ 409,619	\$ -	\$ 409,619	0.00%	100.00%
<u>U.S. Dept. of Education Jobs Program Federal Trust Fund</u>					
Awards and Grants	\$ 26,000,000	\$ 1,146,119	\$ 24,853,881	4.41%	95.59%
<u>Personal Property Tax Replacement Fund</u>					
Grants for Educational Purposes	12,025,000	2,757,454	9,267,546	22.93%	77.07%
Total Personal Property Tax Replacement Fund	\$ 12,025,000	\$ 2,757,454	\$ 9,267,546	22.93%	77.07%
<u>After School Rescue Fund</u>					
Lump Sums	\$ 200,000	\$ -	\$ 200,000	0.00%	100.00%
Total After School Rescue Fund	\$ 200,000	\$ -	\$ 200,000	0.00%	100.00%
ISBE TOTALS	\$ 9,678,048,959	\$ 1,434,518,955	\$ 8,243,530,004	14.82%	85.18%

ILLINOIS STATE BOARD OF EDUCATION
Combined Financial Status Report
July 1, 2012 through September 30, 2012
(Fiscal Year 2013)

	Appropriation Amount	Expenditures to Date (Direct)	Federal Indirect Cost Recovery Expenditures	Unexpended Appropriation	Percentage spent YTD	Percentage Unexpended
<u>All Funds</u>						
Personal Services and Related Expenditures	\$ 48,013,100	\$ 8,897,491	\$ 189,776	\$ 38,925,834	18.53%	81.07%
Contractual Services	31,525,500	1,393,643	212,484	29,919,373	4.42%	94.91%
Travel	2,196,250	182,291	10,894	2,003,065	8.30%	91.20%
Commodities	481,300	23,507	4,520	453,273	4.88%	94.18%
Printing	562,700	17	-	562,683	0.00%	100.00%
Equipment	1,132,200	7,782	881	1,123,537	0.69%	99.23%
Telecommunications	909,000	(5,501)	38,923	875,578	-0.61%	96.32%
Operation of Automotive Equipment	23,800	3,000	-	20,800	12.61%	87.39%
Lump Sums	77,535,502	9,643,606	-	67,127,943	12.44%	86.58%
Sub-total	162,379,352	20,603,314	457,478	141,776,038	12.69%	87.31%
Awards and Grants	9,431,543,783	1,397,534,582	-	8,034,009,201	14.82%	85.18%
Construction Grants	84,125,824	16,381,059	-	67,744,765	19.47%	80.53%
Total All Funds	\$ 9,678,048,959	\$ 1,434,061,477	\$ 457,478	\$ 8,243,530,004	14.82%	85.18%

General Revenue Fund

Personal Services and Related Expenditures	\$ 16,745,700	\$ 4,179,094	\$ -	\$ 12,566,606	24.96%	75.04%
Contractual Services	6,000,000	717,555	-	5,282,445	11.96%	88.04%
Travel	166,250	31,193	-	135,057	18.76%	81.24%
Commodities	71,300	1,025	-	70,275	1.44%	98.56%
Printing	64,700	-	-	64,700	0.00%	100.00%
Equipment	132,200	228	-	131,972	0.17%	99.83%
Telecommunications	450,000	33,422	-	416,578	7.43%	92.57%
Operation of Automotive Equipment	23,800	3,000	-	20,800	12.61%	87.39%
Lump Sums	30,246,302	7,625,314	-	22,620,988	25.21%	74.79%
Sub-total	53,900,252	12,590,832	-	41,309,420	23.36%	76.64%
Awards and Grants	2,200,146,283	497,332,329	-	1,702,813,954	22.60%	77.40%
Total General Revenue Fund	\$ 2,254,046,535	\$ 509,923,161	\$ -	\$ 1,744,123,374	22.62%	77.38%

Other State Funds

Lump Sums	23,508,900	636,116	-	22,872,784	2.71%	97.29%
Sub-total	23,508,900	636,116	-	22,872,784	2.71%	97.29%
Awards and Grants	4,348,697,500	786,981,660	-	3,561,715,840	18.10%	81.90%
Construction Grants	84,125,824	16,381,059	-	67,744,765	19.47%	80.53%
Total Other State Funds	\$ 4,456,332,224	\$ 803,998,834	\$ -	\$ 3,652,333,390	18.04%	81.96%

Federal Funds

Personal Services and Related Expenditures	\$ 31,267,400	\$ 4,908,172	\$ -	\$ 26,359,228	15.70%	84.30%
Contractual Services	25,525,500	888,572	-	24,636,928	3.48%	96.52%
Travel	2,030,000	161,992	-	1,868,008	7.98%	92.02%
Commodities	410,000	27,002	-	382,998	6.59%	93.41%
Printing	498,000	17	-	497,983	0.00%	100.00%
Equipment	1,000,000	8,436	-	991,564	0.84%	99.16%
Telecommunications	459,000	-	-	459,000	0.00%	100.00%
Lump Sums	23,780,300	1,382,176	-	22,398,124	5.81%	94.19%
Sub-total	84,970,200	7,376,367	-	77,593,833	8.68%	91.32%
Awards and Grants	2,882,700,000	113,220,593	-	2,769,479,407	3.93%	96.07%
Total Federal Funds	\$ 2,967,670,200	\$ 120,596,960	\$ -	\$ 2,847,073,240	4.06%	95.94%

ILLINOIS STATE BOARD OF EDUCATION
Awards and Grants Expenditures
July 1, 2012 through September 30, 2012
(Fiscal Year 2013)

<u><i>General Revenue Fund</i></u>	Appropriation Amount	Expenditures to Date	Unexpended Appropriation	Percentage spent YTD	Percentage Unexpended
Advanced Placement Classes	527,000	-	527,000	0.00%	100.00%
Agriculture Education	1,800,000	515,361	1,284,639	28.63%	71.37%
Arts and Foreign Language	500,000	-	500,000	0.00%	100.00%
Bilingual Education	61,381,200	-	61,381,200	0.00%	100.00%
Vocational Education Career and Technical Education	38,062,100	13,454,268	24,607,832	35.35%	64.65%
Early Childhood Education	295,965,701	55,574,805	240,390,896	18.78%	81.22%
Technology for Success	1,700,000	331,027	1,368,973	19.47%	80.53%
ROE School Bus Driver Training	70,000	70,000	-	100.00%	0.00%
ROE School Services	2,225,050	700,163	1,524,887	31.47%	68.53%
Autism Training & Technical Assistance	100,000	-	100,000	0.00%	100.00%
Recording for Blind and Dyslexic	816,600	-	816,600	0.00%	100.00%
Children's Mental Health Partnership	250,000	-	250,000	0.00%	100.00%
Educational Materials Unit	1,421,100	-	1,421,100	0.00%	100.00%
Philip Rock Center Reimbursement	3,577,800	500,000	3,077,800	13.98%	86.02%
Alternative Education	6,539,330	-	6,539,330	0.00%	100.00%
Truant Alternative/Optional Education	12,000,000	3,908,773	8,091,227	32.57%	67.43%
National Board Certification Reimbursement	1,000,000	-	1,000,000	0.00%	100.00%
Teach America	1,225,000	-	1,225,000	0.00%	100.00%
Reorganization Incentive	2,805,000	-	2,805,000	0.00%	100.00%
Special Education-Private Tuition	206,843,300	26,682,774	180,160,526	12.90%	87.10%
Special Education-Extraordinary	314,196,100	55,612,696	258,583,404	17.70%	82.30%
Special Education-Personnel	440,200,000	146,197,863	294,002,137	33.21%	66.79%
Special Education-Orphanage Tuition	111,000,000	43,213,943	67,786,057	38.93%	61.07%
Transportation-Regular/Vocational	205,808,900	57,472,101	148,336,799	27.92%	72.08%
Transportation-Special Education	440,500,000	76,316,625	364,183,375	17.33%	82.67%
Free Lunch/Breakfast	14,300,000	7,510,453	6,789,547	52.52%	47.48%
Orphanage Tuition	13,000,000	2,205,318	10,794,682	16.96%	83.04%
Special Education-Summer School	10,100,000	5,494,400	4,605,600	54.40%	45.60%
Lowest Performing Schools	846,700	-	846,700	0.00%	100.00%
IL Coalition Immigrant/Refugee Parent Mentor	1,000,000	-	1,000,000	0.00%	100.00%
Tax Equivalent Grants	222,600	222,600	-	100.00%	0.00%
After School Matters	2,500,000	-	2,500,000	0.00%	100.00%
Total General Revenue Fund	\$ 2,191,956,481	\$ 495,983,170	\$ 1,695,973,311	22.63%	77.37%

ILLINOIS STATE BOARD OF EDUCATION
Awards and Grants Expenditures
July 1, 2012 through September 30, 2012
(Fiscal Year 2013)

	Appropriation Amount	Expenditures to Date	Unexpended Appropriation	Percentage spent YTD	Percentage Unexpended
<u>Education Assistance Fund</u>					
General State Aid	\$ 390,661,700	\$ -	\$ 390,661,700	0.00%	100.00%
Total Education Assistance Fund	\$ 390,661,700	\$ -	\$ 390,661,700	0.00%	100.00%
<u>Common School Fund</u>					
General State Aid	3,896,090,800	779,849,212	3,116,241,588	20.02%	79.98%
Total Common School Fund	\$ 3,896,090,800	\$ 779,849,212	\$ 3,116,241,588	20.02%	79.98%
<u>Drivers Education Fund</u>					
Driver Education Grants	\$ 17,500,000	\$ 4,374,993	\$ 13,125,007	25.00%	75.00%
Total Drivers Education Fund	\$ 17,500,000	\$ 4,374,993	\$ 13,125,007	25.00%	75.00%
<u>School Dist. Emergency Financial Asst. Fund</u>					
School District Emergency Financial Assistance	\$ 1,000,000	\$ -	\$ 1,000,000	0.00%	100.00%
Total School Dist. Emergency Fin. Asst. Fund	\$ 1,000,000	\$ -	\$ 1,000,000	0.00%	100.00%
<u>SBE Federal Department of Agriculture Fund</u>					
Federal Nutrition Programs	\$ 725,000,000	\$ 45,998,608	\$ 679,001,392	6.34%	93.66%
Total SBE Federal Department of Agriculture Fund	\$ 725,000,000	\$ 45,998,608	\$ 679,001,392	6.34%	93.66%
<u>SBE Federal Agency Services Fund</u>					
Learn and Serve America	\$ 500,000	\$ 57,798	\$ 442,202	11.56%	88.44%
Total SBE Federal Agency Services Fund	\$ 500,000	\$ 57,798	\$ 442,202	11.56%	88.44%

ILLINOIS STATE BOARD OF EDUCATION
Awards and Grants Expenditures
July 1, 2012 through September 30, 2012
(Fiscal Year 2013)

	Appropriation Amount	Expenditures to Date	Unexpended Appropriation	Percentage spent YTD	Percentage Unexpended
<u>SBE Federal Department of Education Fund</u>					
Title VI Rural and Low Income Students	\$ 2,000,000	\$ 28,805	\$ 1,971,195	1.44%	98.56%
Race to the Top	10,925,837	-	10,925,837	0.00%	100.00%
Title III - English Language Acquisition	45,000,000	2,647,933	42,352,067	5.88%	94.12%
ONPAR	2,000,000	-	2,000,000	0.00%	100.00%
Enhancing Education Through Technology	5,000,000	103,424	4,896,576	2.07%	97.93%
Charter Schools	9,000,000	-	9,000,000	0.00%	100.00%
Advanced Placement Fee	3,000,000	-	3,000,000	0.00%	100.00%
Title I - Basic	825,000,000	21,086,438	803,913,562	2.56%	97.44%
Title IV - Safe & Drug Free Schools	500,000	11,803	488,197	2.36%	97.64%
Title IV - 21st Century/Community Service	65,000,000	1,492,650	63,507,350	2.30%	97.70%
Title II - Teacher Quality	157,000,000	2,544,037	154,455,963	1.62%	98.38%
Title II - Math/Science Partnerships	14,000,000	597,872	13,402,128	4.27%	95.73%
Title X - McKinney Homeless	5,000,000	59,769	4,940,231	1.20%	98.80%
Longitudinal Data Systems	1,265,000	-	1,265,000	0.00%	100.00%
IDEA - Preschool	25,000,000	961,843	24,038,157	3.85%	96.15%
IDEA - Improvement	4,000,000	76,707	3,923,293	1.92%	98.08%
IDEA	700,000,000	25,537,646	674,462,354	3.65%	96.35%
IDEA - Deaf/Blind	500,000	42,110	457,890	8.42%	91.58%
IDEA-Bellefaire JCB	500,000	452,681	47,319	90.54%	9.46%
Career and Technical Education - Basic Perkins	55,000,000	6,921,893	48,078,107	12.59%	87.41%
Career and Technical Education - Tech Prep	100,000	-	100,000	0.00%	100.00%
Special Federal Congressional Initiatives	4,920,500	-	4,920,500	0.00%	100.00%
Striving Readers	499,100	-	499,100	0.00%	100.00%
Title I ARRA	150,000,000	1,030,209	148,969,791	0.69%	99.31%
Enhancing Education Through Technology-ARRA	100,000	-	100,000	0.00%	100.00%
Total SBE Federal Department of Education Fund	\$ 2,085,310,437	\$ 63,595,820	\$ 2,021,714,617	3.05%	96.95%
<u>Charter Schools Revolving Loan Program Fund</u>					
Charter Schools Revolving Loans	\$ 20,000	\$ -	\$ 20,000	0.00%	100.00%
Total Charter Schools Rev. Loan Program Fund	\$ 20,000	\$ -	\$ 20,000	0.00%	100.00%

ILLINOIS STATE BOARD OF EDUCATION
Awards and Grants Expenditures
July 1, 2012 through September 30, 2012
(Fiscal Year 2013)

	Appropriation Amount	Expenditures to Date	Unexpended Appropriation	Percentage spent YTD	Percentage Unexpended
<u>School Technology Revolving Loan Program Fund</u>					
School Technology Revolving Loans	\$ 5,000,000	\$ -	\$ 5,000,000	0.00%	100.00%
Total School Technology Rev. Loan Program Fund	\$ 5,000,000	\$ -	\$ 5,000,000	0.00%	100.00%
<u>Temporary Relocation Expenses Revolving Grant Fund</u>					
Temporary Relocation Revolving Loans/Grants	\$ 1,400,000	\$ -	\$ 1,400,000	0.00%	100.00%
Total Temporary Relocation Exp. Rev. Grant Fund	\$ 1,400,000	\$ -	\$ 1,400,000	0.00%	100.00%
<u>Capital Development Fund</u>					
Grants for Educational Purposes	\$ 25,000,000	\$ -	\$ 25,000,000	0.00%	100.00%
Total Capital Development Fund	\$ 25,000,000	\$ -	\$ 25,000,000	0.00%	100.00%
<u>School Construction Fund</u>					
Construction Grants	\$ 83,716,205	\$ 16,381,059	\$ 67,335,146	19.57%	80.43%
Total School Construction Fund	\$ 83,716,205	\$ 16,381,059	\$ 67,335,146	19.57%	80.43%
<u>Build Illinois Bond Fund</u>					
Construction Grants	\$ 409,619	\$ -	\$ 409,619	0.00%	100.00%
Total Build Illinois Bond Fund	\$ 409,619	\$ -	\$ 409,619	0.00%	100.00%
<u>U.S. Dept. of Education Jobs Program Federal Trust Fund</u>					
Awards and Grants	\$ 26,000,000	\$ 1,146,119	\$ 24,853,881	4.41%	95.59%
Total U.S. Dept. of Education Jobs Program Fed. Trust Fund	\$ 26,000,000	\$ 1,146,119	\$ 24,853,881	4.41%	95.59%

ILLINOIS STATE BOARD OF EDUCATION
Awards and Grants Expenditures
July 1, 2012 through September 30, 2012
(Fiscal Year 2013)

	Appropriation Amount	Expenditures to Date	Unexpended Appropriation	Percentage spent YTD	Percentage Unexpended
<u>Personal Property Tax Replacement Fund</u>					
Grants for Educational Purposes	\$ 12,025,000	\$ 2,757,454	\$ 9,267,546	22.93%	77.07%
Total Personal Property Tax Replacement Fund	\$ 12,025,000	\$ 2,757,454	\$ 9,267,546	22.93%	77.07%
<u>After School Rescue Fund</u>					
Lump Sums	\$ 200,000	\$ -	\$ -	0.00%	0.00%
Total After School Rescue Fund	\$ 200,000	\$ -	\$ -		
TOTAL AWARDS AND GRANTS - ALL FUNDS	\$ 9,461,790,242	\$ 1,410,144,233	\$ 8,051,446,009	14.90%	85.09%

**ILLINOIS STATE BOARD OF EDUCATION
FINANCIAL STATUS REPORT - 07/01/2012 THROUGH 9/30/2012
FY2013**

	<u>Funded Amount</u>	<u>Expended Year to Date</u>	<u>% Spent Year to Date</u>	<u>September Expenditures</u>	<u>Description</u>
Personal Services and Related	54,964.3	9,689.9	17.6%	3,250.4	Salaries & Benefits
Contractual Services	158,348.8	14,339.8	9.1%	9,415.6	Agency Contracts (see below); Non-Employee Travel; Conferences; Registration Fees
Travel	2,500.4	218.1	8.7%	101.2	Staff Travel
Commodities	732.2	33.2	4.5%	27.5	Supplies; Books
Printing	764.3	0.7	0.1%	0.7	Agency Printing
Equipment	1,319.4	10.2	0.8%	9.9	Computers; Printers; Furniture
Telecommunications	1,064.7	72.8	6.8%	72.8	Telecommunications Expenses
Auto Operations	23.8	3.0	12.6%	3.0	Operation of Agency Autos
Prompt Payment Act	0.5	0.0	0.0%	0.0	Prompt Payment
Refunds	7.5	7.0	93.3%	1.0	Refunds
Temp. Relocation Revolving Fund	1,400.0	0.0	0.0%	0.0	Interfund Cash Transfer
Grants	9,323,191.4	1,392,617.1	14.9%	857,309.7	See Detail Below
School Construction Grants	109,125.8	16,381.1	15.0%	13,328.2	School Construction Funds

	<u>Funded Amount</u>	<u>Expended Year to Date</u>	<u>% Spent Year to Date</u>	<u>September Expenditures</u>	<u>Description</u>
Agency Contracts Breakdown:					
<u>Human Resources</u>					
Schuyler Roche & Chrisham GRF	125.0	0	0.0%	0	Arbitration matters
<u>Administrative Services</u>					
Alzina GRF	1,333.9	407.5	30.5%	203.7	Building lease in Springfield
Other State	254.8	77.8	30.5%	38.9	
Federal	751.4	229.5	30.5%	114.8	
Xerox Corp GRF	92.5	4.8	5.2%	0.6	Copier Maintenance Repairs
Other State	92.5	0	0.0%	0	
<u>General Counsel/Legal</u>					
21 Impartial Hearing Officers GRF	84.0	14	16.6%	6.3	Teacher Dismissal Hearing Officers
Franczek, Sullivan PC GRF	30.0	9.2	30.8%	0	Attorney General's Office appointed Res Vazquez to continue as Legal Counsel for the ongoing implementation and monitoring of the Corey H. consent decree
Shefsky & Froelich LTD GRF	184.0	6.2	3.4%	6.2	Prosecution of Educator misconduct cases and any other cases ISBE may request
Sandberg, Phoenix & Von Gontard Other state	100.0	0	0.0%	0	Serve as "Inspector General" for E. St. Louis School District #189

	<u>Funded Amount</u>	<u>Expended Year to Date</u>	<u>% Spent Year to Date</u>	<u>September Expenditures</u>	<u>Description</u>
<u>Information Technology</u>					
Dell Marketing LP					CMS master lease agreement - Third year of a five-year installment purchase agreement for a Storage Area Network, server products and components
GRF	131.4	0	0.0%	0	
Other State	114.0	0	0.0%	0	
Federal	77.8	0	0.0%	0	
Utilistar					Data analysis and reporting for Supplemental Education Services
Federal	60.0	0	0.0%	0	
Capitol Strategies Inc					Programmer for Child Nutrition/ ACES - MY07211
Federal	89.3	33.4	37.4%	12.9	
Capitol Strategies Inc					Programmer for Entity System - MY07212
GRF	156.7	33.9	21.6%	12.7	
Ashbaugh & Associates					Programmer for Teacher Certification Information System and Educator Certification System MY09212
Other State	159.7	20	12.5%	0	
Ashbaugh & Associates					Two programmers for the Special Education Data System - MY11214
Federal	303.6	35.7	11.8%	0	
Capitol Strategies Inc					Two Programmers for Child Nutrition System - MY08212
Federal	323.4	23.9	7.4%	0	
Ashbaugh & Associates					Two programmers for Child Nutrition (CNS), Claim Entry System (ACES) and LAN based Child Nutrition System - MY11211
Federal	321.4	39.5	12.3%	0	
Lead IT					One programmer for Child Nutrition (CNS), Claim Entry System (ACES) and LAN based Child Nutrition System - MY11212
Federal	126.0	18.5	14.7%	10.9	
Marucco Stoddard, Ferenbach & Walsh (MSF&W)					One lead programmer for Child Nutrition (CNS), Claim Entry System (ACES) and LAN based Child Nutrition System - MY11213
Federal	161.7	24.2	15.0%	13.5	
Hupp Information Technologies					Programmer for support of EDFacts/EDEN
Federal	78.9	9.2	11.7%	3.3	
IBM					Development of Statewide Student Information System
GRF	504.6	325.8	64.6%	162.9	
Federal	1,450.4	0	0.0%	0	
IBM					Will provide one Skill Level 3 Programmer Analyst for the ILDS application project
Federal	66.0	40.9	62.0%	22.5	
IBM					Will provide one Skill Level 3 Programmer Analyst for the ILDS application project
Federal	66.0	46.1	69.8%	24.1	
IBM					Will provide one Skill Level 3 Programmer Analyst for the ILDS application project
Federal	66.0	35	53.0%	13.6	
IBM					Will provide one Skill Level 3 Programmer Analyst for the ILDS application project
Federal	66.0	45.7	69.2%	23.7	
<u>College and Career Readiness</u>					
Sangamon County ROE					Staff support for Illinois Mathematics and Science Partnership Program and Enhancing Education Through Technology as well as other statewide initiatives
Federal	60.0	0	0.0%	0	

	<u>Funded Amount</u>	<u>Expended Year to Date</u>	<u>% Spent Year to Date</u>	<u>September Expenditures</u>	<u>Description</u>
EvalSolutions Federal	112.9	0	0.0%	0	Will provide external evaluation for Illinois Mathematics and Science Partnerships Program
<u>Early Childhood</u>					
Hupp Information Technologies GRF	86.3	10.7	12.4%	4.5	Programmer for Early Childhood Block Grant Program
National Louis University GRF	831.0	0	0.0%	0	Third party monitoring of Early Childhood Block Grant Programs
IL Department of Human Services GRF	500.0	500	100.0%	500	Gateways to Opportunities Scholarship Program for Early Childhood
WestEd GRF	1,523.1	0	0.0%	0	Contractor will develop the Illinois Kindergarten Individual Development Survey
<u>English Language Learning</u>					
Illinois Migrant Council Federal	491.0	81.8	16.7%	40.9	Support & technical assistance to the Migrant Education Program
University of Wisconsin Federal	1,341.7	0	0.0%	0	Will create academic Spanish language development standards for grades PreK-12 and develop technology mediated assessments for grades PreK-12
Illinois Resource Center GRF	1,760.9	146.7	8.3%	146.7	Statewide professional development
Federal	125.0	0	0.0%	0	
<u>Special Education Services</u>					
7 Hearing Officers Federal	189.0	38.6	20.4%	12.6	Impartial Hearing Officers in the local-level - Section 14-8.02 of the School Code
9 Mediation Officers Federal	90.0	26	28.9%	4.5	Special Education mediation services
ROE # 20 Federal	692.8	115.5	16.7%	57.7	Harrisburg Project - Manage software for special education districts and co-ops
Gail Imobersteg Federal	50.0	8.3	16.7%	4.2	Evaluation of Special Education Impartial Hearing Officers
Measurement Incorporated Federal	65.0	0	0.0%	0	Special Education parent survey
Capitol Strategies Consulting Federal	153.9	12.2	8.0%	0	Maintain Special Education Database System
Illinois State University Federal	156.3	14.6	9.3%	0	Evaluation services for the 5 year State Personnel Development Grant
IL Caucus for Adolescent Health Federal	50.0	0	0.0%	0	HIV Prevention Education Training
Peoria County ROE GRF	1,200.0	300	25.0%	90	Administer, plan and implement the IL Virtual School (IVS) Program
Special Education Services Federal	134.9	20.9	15.5%	20.9	Training and on-going staff development for Due Process Hearing Officers

	<u>Funded Amount</u>	<u>Expended Year to Date</u>	<u>% Spent Year to Date</u>	<u>September Expenditures</u>	<u>Description</u>
<u>Innovation and Improvement</u>					
Northern Illinois University					A "live data" website for an Illinois Interactive Report Card
GRF	810.0	0	0.0%	0	
Federal	369.8	0	0.0%	0	
Academic Development, Inc.					Technical assistance to schools/districts in developing evaluations for the content and effectiveness of the parental involvement policy activities and programs for improving the academic quality of schools through the spread of internet technology
Federal	100.7	0	0.0%	0	
Sangamon County ROE					Provide services in the review, amendment and approval process of NCLB applications and ARRA Title I applications
Federal	150.0	12.5	8.3%	0	
University of Memphis					Evaluation of the effectiveness of providers for Supplemental Education Services
Federal	76.9	0	0.0%	0	
Macon Piatt County ROE					Will support the consistent design and delivery of state professional development modules
GRF	137.6	22.9	16.7%	11.5	
American Institutes for Research					Will conduct monitoring activities and provide statewide technical assistance and professional development to the 21st Century Community Learning Center
Federal	25.0	12.5	50.0%	12.5	
The Vallas Group					Will assist in the coordination of various aspects of ISBE interventions in low performing school districts
GRF	311.3	0	0.0%	0	
<u>Assessment</u>					
NCS Pearson (Harcourt)					Implement the Illinois Standards Achievement Test (ISAT) and state assessment and accountability requirements- MY07645
GRF	11,671.5	4,201.80	36.0%	4,201.80	
Federal	2,272.3	138.1	6.1%	138.1	
NCS Pearson (Harcourt)					Development of the Illinois Standards Achievement Test- MY05647
GRF	3,058.0	1,012.70	33.1%	0	
Federal	3,058.0	506.3	16.6%	506.3	
NCS Pearson, Inc.					IAA Test Development (MY066410)
Federal	2,713.5	678.4	25.0%	226.1	
Wisconsin University - WIDA Consortium					Title III Requirements for the ACCESS test (English Language Learning). Validated through comparative studies
GRF	4,839.8	968	20.0%	968	
American College Testing					Administration of the Prairie State Achievement Exam (PSAE)
GRF	7,435.2	1,214.30	16.3%	1,214.30	
Federal	7,521.6	0	0.0%	0	
Harte-Hanks					Will provide evaluation and review of vendor services to ensure the quality and accuracy of all Illinois' assessments
Federal	306.3	55.3	18.0%	10.6	
Other State	39.8	24	60.3%	0	
Danny Long					Will serve as the Partnership for Assessment of Readiness for College and Careers (PARCC) Coordinator.
Federal	107.3	0	0.0%	0	
University of Illinois					Evaluation of the large scale assessment and accountability system
GRF	39.0	0	0.0%	0	

	<u>Funded Amount</u>	<u>Expended Year to Date</u>	<u>% Spent Year to Date</u>	<u>September Expenditures</u>	<u>Description</u>
<u>Preparation and Evaluation</u>					
4 Hearing Officers					Certification Revocation Hearing Officers
Other State	179.9	8.8	4.9%	0	
Illinois State University					Coordinate work to support of the National Board of Professional Teaching Standards to serve schools
Federal	329.3	0	0.0%	0	
Consortium for Educational Change					Will develop training, support and informational materials necessary according to The Performance Evaluation Reform Act (PERA)
Federal	2,300.0	1,600.20	69.6%	598.3	
Consortium for Educational Change					Will develop training, support and informational materials necessary according to The Performance Evaluation Reform Act (PERA)
Federal	225.0	75	33.3%	75	
University of Chicago					Will develop and administer a statewide Survey of Learning Conditions as required by Section 2-3.153 of the School Code
Federal	513.0	128.2	25.0%	128.2	
American Institutes for Research					Will provide a work plan that lays out strategic timelines and outcomes to be completed monthly through 6/30/13, in order to fulfill the short term and long term goals of PEAC
Federal	293.7	43.7	14.9%	43.7	
University of Illinois					Facilitate with ISBE and New Illinois Teacher Collaborative a pilot for the Induction and Mentoring Program
Other State	88.0	0	0.0%	0	
<u>Chief Performance Officer</u>					
Ashbaugh & Associates, Inc.					Provide programmer for the Illinois Longitudinal Data System
Federal	215.3	42.7	19.8%	18.5	
IL Board of Higher Education					Integrate infrastructure and data systems of IBHE and ISBE for IL Longitudinal Data System
Federal	157.0	18.1	11.5%	9	
Public Consulting Group					IL Longitudinal Data System Data Architecture
Federal	387.9	0	0.0%	0	
IL Board of Higher Education					IL Longitudinal Data System Status Reports
Federal	338.4	3.2	0.9%	3.2	
Hupp Information Technologies					Redesign of the TCIS TSR Systems
Federal	1,541.1	101.4	6.6%	101.4	
MSF&W					Co-project manager for the Illinois Longitudinal Data System (ILDS)
Federal	176.6	38.8	22.0%	13.5	
Public Consulting Group					Provide services in the integration of all ISBE student-level data collection systems and connecting student-level data
Federal	200.0	0	0.0%	0	
Illinois Community College Board					Funding for ICCB to perform certain services related to the State Longitudinal Data System ARRA Grant
Federal	1,030.3	17.4	1.7%	4.4	
Illinois Student Assistance Commission					ISAC will perform certain services related to SLDS ARRA Grant
Federal	606.8	0	0.0%	0	

	<u>Funded Amount</u>	<u>Expended Year to Date</u>	<u>% Spent Year to Date</u>	<u>September Expenditures</u>	<u>Description</u>
<u>Fiscal and Procurement</u>					
Crowe Horwath					Will follow the agency procedures for GAAP reports and the IOC's SAMS chapter 27 procedures to assist staff in extracting and compiling data from the Agency's Internal Accounting System for the purpose of converting accounting information from cash basis GAAP reporting
Other State	48.3	0	0.0%	0	
GRF	48.3	8.9	18.4%	8.9	
Multilingual Connections					Translation of documents from English to other languages
Federal	116.2	0.1	0.1%	0	
<u>Funding & Disbursements</u>					
MTW Solutions, LLC					Technical Support for e-Grants System
Federal	45.0	0	0.0%	0	
GRF	15.0	0	0.0%	0	
<u>Nutrition Programs</u>					
Legal Resolve, Inc.					Administrative Hearing Officer for Child Care Food Program
Federal	150.0	2.3	1.5%	0	
Department of Public Health					Conduct the summer food sanitation inspections
Federal	135.0	0	0.0%	0	
<u>School Business Services</u>					
PAYSON SCH DIST NO 1					School Maintenance Grant
Other State	50.0	50	100.0%	0	
MENDON CUSD 4					School Maintenance Grant
Other State	50.0	50	100.0%	0	
QUINCY SD 172					School Maintenance Grant
Other State	50.0	50	100.0%	0	
GRIGGSVILLE CUSD 4					School Maintenance Grant
Other State	50.0	50	100.0%	0	
SHAWNEE CUSD 84					School Maintenance Grant
Other State	50.0	50	100.0%	0	
BOND COUNTY 2					School Maintenance Grant
Other State	50.0	50	100.0%	0	
EFFINGHAM CUSD 40					School Maintenance Grant
Other State	50.0	50	100.0%	0	
BELVIDERE CUSD 100					School Maintenance Grant
Other State	50.0	50	100.0%	0	
NORTH BOONE CUD 200					School Maintenance Grant
Other State	50.0	50	100.0%	0	
ROCKFORD SCHOOL DIST 205					School Maintenance Grant
Other State	50.0	50	100.0%	0	
DURAND CUSD 322					School Maintenance Grant
Other State	50.0	50	100.0%	0	
FIVE-COUNTY REG VOC SYST-EFE					School Maintenance Grant
Other State	50.0	50	100.0%	0	
HONONEGAH CHSD 207					School Maintenance Grant
Other State	50.0	50	100.0%	0	

	<u>Funded Amount</u>	<u>Expended Year to Date</u>	<u>% Spent Year to Date</u>	<u>September Expenditures</u>	<u>Description</u>
NORTHBROOK ESD 27					School Maintenance Grant
Other State	50.0	50	100.0%	0	
GLenVIEW DIST 34					School Maintenance Grant
Other State	50.0	50	100.0%	0	
COOK COUNTY SCHOOL DISTRICT 36					School Maintenance Grant
Other State	50.0	50	100.0%	0	
KENILWORTH SD 38					School Maintenance Grant
Other State	50.0	50	100.0%	0	
WILMETTE SD 39					School Maintenance Grant
Other State	50.0	50	100.0%	0	
DES PLAINES SCH DIST 62					School Maintenance Grant
Other State	50.0	50	100.0%	0	
PARK RIDGE DIST 64 CONS					School Maintenance Grant
Other State	50.0	50	100.0%	0	
GOLF ELEM SD 67					School Maintenance Grant
Other State	50.0	50	100.0%	0	
MORTON GROVE SD 70					School Maintenance Grant
Other State	50.0	50	100.0%	0	
FAIRVIEW SD 72					School Maintenance Grant
Other State	50.0	50	100.0%	0	
EVERGREEN PARK ESD 124					School Maintenance Grant
Other State	50.0	50	100.0%	0	
ATWOOD HEIGHTS DISTRICT 125					School Maintenance Grant
Other State	50.0	50	100.0%	0	
LEMONT-BROMBEREK CSD 113A					School Maintenance Grant
Other State	50.0	50	100.0%	0	
FOREST RIDGE SD 142					School Maintenance Grant
Other State	49.3	49.3	100.0%	0	
COMMUNITY CONS SCH DIST 146					School Maintenance Grant
Other State	50.0	50	100.0%	0	
ALSIP-HAZLGRN-OAKLWN SD 126					School Maintenance Grant
Other State	50.0	50	100.0%	0	
HOOVER SCHRUM MEMORIAL 157					School Maintenance Grant
Other State	50.0	50	100.0%	0	
SCHILLER PARK SD 81					School Maintenance Grant
Other State	50.0	50	100.0%	0	
MAINE TWP HSD 207					School Maintenance Grant
Other State	50.0	50	100.0%	0	
MANNHEIM COOK CNTY 083					School Maintenance Grant
Other State	50.0	50	100.0%	0	
FRANKLIN PARK SD 84					School Maintenance Grant
Other State	50.0	50	100.0%	0	
UNION RIDGE SD 86					School Maintenance Grant
Other State	50.0	50	100.0%	0	
WESTCHESTER SD 92-5					School Maintenance Grant
Other State	50.0	50	100.0%	0	
HILLSIDE SD 93					School Maintenance Grant
Other State	50.0	50	100.0%	0	

	<u>Funded Amount</u>	<u>Expended Year to Date</u>	<u>% Spent Year to Date</u>	<u>September Expenditures</u>	<u>Description</u>
PENNOYER SD 79					School Maintenance Grant
Other State	50.0	50	100.0%	0	
RIVERSIDE SCHOOL DIST 96					School Maintenance Grant
Other State	50.0	50	100.0%	0	
LA GRANGE SD 102					School Maintenance Grant
Other State	50.0	50	100.0%	0	
LA GRANGE SD 105					School Maintenance Grant
Other State	50.0	50	100.0%	0	
PROVISO TWP HSD 209					School Maintenance Grant
Other State	50.0	50	100.0%	0	
LEYDEN CHSD 212					School Maintenance Grant
Other State	50.0	50	100.0%	0	
CENTRAL STICKNEY SD 110					School Maintenance Grant
Other State	50.0	50	100.0%	0	
NORTH PALOS SD 117					School Maintenance Grant
Other State	50.0	50	100.0%	0	
OAK LAWN-HOMETOWN S D 123					School Maintenance Grant
Other State	50.0	50	100.0%	0	
ARGO CHSD 217					School Maintenance Grant
Other State	50.0	50	100.0%	0	
REAVIS TWP HSD 220					School Maintenance Grant
Other State	50.0	50	100.0%	0	
BREMEN CHSD 228					School Maintenance Grant
Other State	50.0	50	100.0%	0	
OAK LAWN CHSD 229					School Maintenance Grant
Other State	50.0	50	100.0%	0	
EASTLAND CUSD 308					School Maintenance Grant
Other State	50.0	50	100.0%	0	
WEST CARROLL CUSD 314					School Maintenance Grant
Other State	50.0	50	100.0%	50	
EAST DUBUQUE CUSD 119					School Maintenance Grant
Other State	50.0	50	100.0%	50	
WARREN CUSD 205					School Maintenance Grant
Other State	50.0	50	100.0%	50	
ORANGEVILLE SD 203					School Maintenance Grant
Other State	49.9	49.9	100.0%	0	
TOLONO SCH DIST 7					School Maintenance Grant
Other State	50.0	50	100.0%	0	
GIBSON-MELVIN-SIBLEY CUSD 5					School Maintenance Grant
Other State	50.0	50	100.0%	0	
PAXTON BUCKLEY LODA CUSD					School Maintenance Grant
Other State	50.0	50	100.0%	0	
HILLSBORO CUSD 3					School Maintenance Grant
Other State	50.0	50	100.0%	0	
MARSHALL CUSD 2C					School Maintenance Grant
Other State	50.0	50	100.0%	0	
MATTOON CUSD 2					School Maintenance Grant
Other State	50.0	50	100.0%	50	

	<u>Funded Amount</u>	<u>Expended Year to Date</u>	<u>% Spent Year to Date</u>	<u>September Expenditures</u>	<u>Description</u>
CHADWICK-MILLEDGEVILLE 399					School Maintenance Grant
Other State	50.0	50	100.0%	50	
RICH TWP HSD 227					School Maintenance Grant
Other State	50.0	50	100.0%	50	
TUSCOLA CUSD 301					School Maintenance Grant
Other State	50.0	50	100.0%	50	
ARTHUR CUSD 305					School Maintenance Grant
Other State	50.0	50	100.0%	50	
KANSAS CUSD 3					School Maintenance Grant
Other State	50.0	50	100.0%	50	
SHELBYVILLE CUSD 4					School Maintenance Grant
Other State	50.0	50	100.0%	50	
STEWARDSON-STRASBURG 5A					School Maintenance Grant
Other State	50.0	50	100.0%	50	
CENTRAL A&M COMMUNITY UNIT					School Maintenance Grant
Other State	50.0	50	100.0%	50	
EDGAR COUNTY CUSD 6					School Maintenance Grant
Other State	50.0	50	100.0%	50	
CLAY CITY CUSD 10					School Maintenance Grant
Other State	50.0	50	100.0%	50	
ROBINSON SD 2					School Maintenance Grant
Other State	50.0	50	100.0%	50	
COUNTY OF RICHLAND					School Maintenance Grant
Other State	50.0	50	100.0%	50	
WESCLIN CUSD 3					School Maintenance Grant
Other State	50.0	50	100.0%	50	
CENTRAL COMM HIGH SD 71					School Maintenance Grant
Other State	50.0	50	100.0%	50	
PATOKA CUSD 100					School Maintenance Grant
Other State	50.0	50	100.0%	50	
INDIAN CREEK CUSD 425					School Maintenance Grant
Other State	50.0	50	100.0%	50	
SYCAMORE CUSD 427					School Maintenance Grant
Other State	50.0	50	100.0%	50	
DEKALB CUSD 428					School Maintenance Grant
Other State	50.0	50	100.0%	50	
HIAWATHA CUSD 426					School Maintenance Grant
Other State	50.0	50	100.0%	50	
COUNTY OF COLE					School Maintenance Grant
Other State	50.0	50	100.0%	50	
SOMONAUK CUSD 432					School Maintenance Grant
Other State	50.0	50	100.0%	50	
BLUE RIDGE CUSD 18					School Maintenance Grant
Other State	50.0	50	100.0%	50	
PRAIRIE CENTRAL CUSD 8					School Maintenance Grant
Other State	50.0	50	100.0%	50	
OKAW VALLEY CUSD 302					School Maintenance Grant
Other State	50.0	50	100.0%	50	

	<u>Funded Amount</u>	<u>Expended Year to Date</u>	<u>% Spent Year to Date</u>	<u>September Expenditures</u>	<u>Description</u>
TRI- POINT CUSD 6-J					School Maintenance Grant
Other State	50.0	50	100.0%	50	
INDIAN VALLEY VOCATIONAL CENTER					School Maintenance Grant
Other State	50.0	50	100.0%	50	
DWIGHT TWP HSD 230					School Maintenance Grant
Other State	50.0	50	100.0%	50	
TRI VALLEY CUSD 3					School Maintenance Grant
Other State	50.0	50	100.0%	50	
MCLEAN COUNTY UD 5					School Maintenance Grant
Other State	50.0	50	100.0%	50	
LEXINGTON CUSD 7					School Maintenance Grant
Other State	50.0	50	100.0%	50	
COUNTY OF DUPAGE SCHOOL DIST 4					School Maintenance Grant
Other State	50.0	50	100.0%	50	
WOOD DALE SD 7					School Maintenance Grant
Other State	50.0	50	100.0%	50	
MEDINAH SD 11					School Maintenance Grant
Other State	50.0	50	100.0%	50	
BLOOMINGDALE SD 13					School Maintenance Grant
Other State	50.0	50	100.0%	50	
QUEEN BEE SD 16					School Maintenance Grant
Other State	50.0	50	100.0%	50	
WINFIELD SD34					School Maintenance Grant
Other State	50.0	50	100.0%	50	
GLENN ELLYN DISTRICT 41					School Maintenance Grant
Other State	50.0	50	100.0%	50	
LOMBARD SD 44					School Maintenance Grant
Other State	50.0	50	100.0%	50	
VILLA PARK SD 45					School Maintenance Grant
Other State	50.0	50	100.0%	50	
BUTLER SD 53					School Maintenance Grant
Other State	50.0	50	100.0%	50	
DOWNERS GROVE GSD 58					School Maintenance Grant
Other State	50.0	50	100.0%	50	
DARIEN SD 61					School Maintenance Grant
Other State	50.0	50	100.0%	50	
COUNTY OF DUPAGE					School Maintenance Grant
Other State	50.0	50	100.0%	50	
WOODRIDGE SD 68					School Maintenance Grant
Other State	50.0	50	100.0%	50	
HINSDALE DIST 86					School Maintenance Grant
Other State	50.0	50	100.0%	50	
FENTON CHSD 100					School Maintenance Grant
Other State	50.0	50	100.0%	50	
LAKE PARK CHSD 108					School Maintenance Grant
Other State	50.0	50	100.0%	50	
COMMUNITY UNIT SCHOOL DIST 200					School Maintenance Grant
Other State	50.0	50	100.0%	50	

	<u>Funded Amount</u>	<u>Expended Year to Date</u>	<u>% Spent Year to Date</u>	<u>September Expenditures</u>	<u>Description</u>
LISLE CUSD 202					School Maintenance Grant
Other State	50.0	50	100.0%	50	
ELMHURST SD 205					School Maintenance Grant
Other State	50.0	50	100.0%	50	
MAERCKER SD 60					School Maintenance Grant
Other State	50.0	50	100.0%	50	
DUPAGE AREA OCCUP EDUCATIONAL					School Maintenance Grant
Other State	50.0	50	100.0%	50	
WABASH CUSD 348					School Maintenance Grant
Other State	50.0	50	100.0%	50	
CARMI-WHITE COUNTY CUSD 5					School Maintenance Grant
Other State	50.0	50	100.0%	50	
CARTERVILLE CUSD 5					School Maintenance Grant
Other State	50.0	50	100.0%	50	
V I T UNIT SCHOOL DIST 2					School Maintenance Grant
Other State	50.0	50	100.0%	50	
CANTON UNION SD 66					School Maintenance Grant
Other State	50.0	50	100.0%	50	
SCHUYLER-INDUSTRY CUSD 5					School Maintenance Grant
Other State	50.0	50	100.0%	50	
MORRIS SD 54					School Maintenance Grant
Other State	50.0	50	100.0%	50	
SARATOGA CCSD 60C					School Maintenance Grant
Other State	50.0	50	100.0%	50	
NEWARK CHSD 18					School Maintenance Grant
Other State	50.0	50	100.0%	50	
PLANO CUSD 88					School Maintenance Grant
Other State	50.0	50	100.0%	50	
LISBON CCSD 90					School Maintenance Grant
Other State	50.0	50	100.0%	50	
SOUTHEASTERN CUSD 337					School Maintenance Grant
Other State	50.0	50	100.0%	50	
WEST PRAIRIE CUSD 103					School Maintenance Grant
Other State	50.0	50	100.0%	50	
WEST CENTRAL CUSD 235					School Maintenance Grant
Other State	50.0	50	100.0%	50	
MERCER COUNTY SD 404					School Maintenance Grant
Other State	50.0	50	100.0%	50	
PRINCETON ELEM SD 115					School Maintenance Grant
Other State	50.0	50	100.0%	50	
ALWOOD CUSD 225					School Maintenance Grant
Other State	50.0	50	100.0%	50	
ANNAWAN CUSD 226					School Maintenance Grant
Other State	50.0	50	100.0%	50	
CAMBRIDGE CUSD 227					School Maintenance Grant
Other State	50.0	50	100.0%	50	
GALATIA CUSD 1					School Maintenance Grant
Other State	50.0	50	100.0%	50	

	<u>Funded Amount</u>	<u>Expended Year to Date</u>	<u>% Spent Year to Date</u>	<u>September Expenditures</u>	<u>Description</u>
ORION CUSD 223					School Maintenance Grant
Other State	50.0	50	100.0%	50	
CARBONDALE ESD 95					School Maintenance Grant
Other State	50.0	50	100.0%	50	
CARBONDALE CHSD 165					School Maintenance Grant
Other State	50.0	50	100.0%	50	
ELGIN SCHOOL DISTRICT U-46					School Maintenance Grant
Other State	50.0	50	100.0%	50	
AURORA WEST SCHOOL DIST 129					School Maintenance Grant
Other State	50.0	50	100.0%	50	
DONOVAN COMMUNITY U S D 3					School Maintenance Grant
Other State	50.0	50	100.0%	50	
CENTRAL CUSD 4					School Maintenance Grant
Other State	50.0	50	100.0%	50	
IROQUOIS WEST CUSD 10					School Maintenance Grant
Other State	50.0	50	100.0%	50	
MOMENCE COMM UNIT SCH DIST 1					School Maintenance Grant
Other State	50.0	50	100.0%	50	
HERSCHER CUSD 2					School Maintenance Grant
Other State	50.0	50	100.0%	50	
BRADLEY BOURBONNAIS CHSD 307					School Maintenance Grant
Other State	50.0	50	100.0%	50	
GALESBURG CUSD 205					School Maintenance Grant
Other State	50.0	50	100.0%	50	
EMMONS SD 33					School Maintenance Grant
Other State	50.0	50	100.0%	50	
CRESCENT-IROQUOIS CUSD 249					School Maintenance Grant
Other State	50.0	50	100.0%	50	
GRASS LAKE SD 36					School Maintenance Grant
Other State	50.0	50	100.0%	50	
GRAYSLAKE CCSD 46					School Maintenance Grant
Other State	50.0	50	100.0%	50	
WOODLAND CCSD 50					School Maintenance Grant
Other State	50.0	50	100.0%	50	
LAKE BLUFF SCHOOL DISTRICT 65					School Maintenance Grant
Other State	50.0	50	100.0%	50	
OAK GROVE SD 68					School Maintenance Grant
Other State	50.0	50	100.0%	50	
LIBERTYVILLE SD 70					School Maintenance Grant
Other State	50.0	50	100.0%	50	
RONDOUT SD 72					School Maintenance Grant
Other State	50.0	50	100.0%	50	
HAWTHORN CCSD 73					School Maintenance Grant
Other State	50.0	50	100.0%	50	
DIAMOND LAKE SD 76					School Maintenance Grant
Other State	50.0	50	100.0%	50	
FREMONT SD 79					School Maintenance Grant
Other State	50.0	50	100.0%	50	

	<u>Funded Amount</u>	<u>Expended Year to Date</u>	<u>% Spent Year to Date</u>	<u>September Expenditures</u>	<u>Description</u>
BRADFORD CUSD 1					School Maintenance Grant
Other State	50.0	50	100.0%	50	
MANTENO CUSD 5					School Maintenance Grant
Other State	50.0	50	100.0%	50	
LAKE ZURICH SD 95					School Maintenance Grant
Other State	50.0	50	100.0%	50	
LINCOLNSHIRE-PRAIRIEVIEW 103					School Maintenance Grant
Other State	50.0	50	100.0%	50	
TOWNSHIP HIGH SCHOOL DIST 113					School Maintenance Grant
Other State	50.0	50	100.0%	50	
FOX LAKE GSD 114					School Maintenance Grant
Other State	50.0	50	100.0%	50	
ROUND LAKE AREA SD 116					School Maintenance Grant
Other State	50.0	50	100.0%	50	
KNOXVILLE CUSD 202					School Maintenance Grant
Other State	50.0	50	100.0%	50	
WINTHROP HARBOR SD 1					School Maintenance Grant
Other State	50.0	50	100.0%	50	
WAUCONDA CUSD 118					School Maintenance Grant
Other State	50.0	50	100.0%	50	
MUNDELEIN HS DIST 120					School Maintenance Grant
Other State	50.0	50	100.0%	50	
WARREN THSD 121					School Maintenance Grant
Other State	50.0	50	100.0%	50	
GRANT CHSD 124					School Maintenance Grant
Other State	50.0	50	100.0%	50	
GRAYSLAKE CHSD 127					School Maintenance Grant
Other State	50.0	50	100.0%	50	
NORTH CHICAGO SD 187					School Maintenance Grant
Other State	50.0	50	100.0%	50	
LAKE CO HIGH SCHL TECHNOLOGY					School Maintenance Grant
Other State	50.0	50	100.0%	50	
LELAND CUSD 1					School Maintenance Grant
Other State	50.0	50	100.0%	50	
SERENA CUSD NO 2					School Maintenance Grant
Other State	50.0	50	100.0%	50	
EARLVILLE CUSD 9					School Maintenance Grant
Other State	50.0	50	100.0%	50	
ALLEN TWSP COMM CONS DIST 65					School Maintenance Grant
Other State	50.0	50	100.0%	50	
KANKAKEE AREA CAREER CENTER					School Maintenance Grant
Other State	50.0	50	100.0%	50	
LASALLE-PERU TOWNSHIP HIGH					School Maintenance Grant
Other State	50.0	50	100.0%	50	
OTTAWA THSD 140					School Maintenance Grant
Other State	50.0	50	100.0%	50	
SENECA TWP HSD 160					School Maintenance Grant
Other State	50.0	50	100.0%	50	

	<u>Funded Amount</u>	<u>Expended Year to Date</u>	<u>% Spent Year to Date</u>	<u>September Expenditures</u>	<u>Description</u>
SENECA CCSD 170					School Maintenance Grant
Other State	50.0	0	0.0%	0	
WALLACE CCSD 195					School Maintenance Grant
Other State	50.0	50	100.0%	50	
RUTLAND CCSD 230					School Maintenance Grant
Other State	50.0	50	100.0%	50	
MOUNT PULASKI CUD 23					School Maintenance Grant
Other State	50.0	50	100.0%	50	
HAVANA CUSD 126					School Maintenance Grant
Other State	50.0	50	100.0%	50	
ILLINI CENTRAL CUSD 189					School Maintenance Grant
Other State	50.0	50	100.0%	50	
PORTA CUSD 202					School Maintenance Grant
Other State	50.0	50	100.0%	50	
ATHENS CUSD 213					School Maintenance Grant
Other State	50.0	50	100.0%	50	
ARGENTA-OREANA CUSD 1					School Maintenance Grant
Other State	50.0	50	100.0%	50	
MT ZION CUSD 3					School Maintenance Grant
Other State	50.0	50	100.0%	50	
SANGAMON VALLEY CUSD 9					School Maintenance Grant
Other State	50.0	50	100.0%	50	
MERIDIAN CUSD 15					School Maintenance Grant
Other State	50.0	50	100.0%	50	
DECATUR SD 61					School Maintenance Grant
Other State	50.0	50	100.0%	50	
BEMENT CUSD 5					School Maintenance Grant
Other State	50.0	50	100.0%	50	
MONTICELLO CU 25					School Maintenance Grant
Other State	50.0	50	100.0%	50	
DELAND-WELDON CUSD 57					School Maintenance Grant
Other State	50.0	50	100.0%	50	
CERRO GORDO CUSD 100					School Maintenance Grant
Other State	50.0	50	100.0%	50	
CARROLLTON CUSD 1					School Maintenance Grant
Other State	50.0	50	100.0%	50	
ANTIOCH C H S D 117					School Maintenance Grant
Other State	50.0	50	100.0%	50	
COMMUNITY HIGH SD 128					School Maintenance Grant
Other State	50.0	50	100.0%	50	
MAROA FORSYTH CUSD 2					School Maintenance Grant
Other State	50.0	50	100.0%	50	
GREENFIELD CUSD 10					School Maintenance Grant
Other State	50.0	50	100.0%	50	
JERSEY CUSD 100					School Maintenance Grant
Other State	50.0	50	100.0%	50	
MT OLIVE CUSD 5					School Maintenance Grant
Other State	50.0	50	100.0%	50	

	<u>Funded Amount</u>	<u>Expended Year to Date</u>	<u>% Spent Year to Date</u>	<u>September Expenditures</u>	<u>Description</u>
STAUNTON CUSD 6					School Maintenance Grant
Other State	50.0	50	100.0%	50	
SOUTHWESTERN CUSD 9					School Maintenance Grant
Other State	50.0	50	100.0%	50	
NORTH MAC CUSD 34					School Maintenance Grant
Other State	50.0	50	100.0%	50	
ROXANA CUSD 1					School Maintenance Grant
Other State	50.0	50	100.0%	50	
TRIAD CUSD 2					School Maintenance Grant
Other State	50.0	50	100.0%	50	
HIGHLAND CUSD 5					School Maintenance Grant
Other State	50.0	50	100.0%	50	
BETHALTO CUSD 8					School Maintenance Grant
Other State	50.0	50	100.0%	50	
GRANITE CITY CUSD 9					School Maintenance Grant
Other State	50.0	50	100.0%	50	
COLLINSVILLE CUSD 10					School Maintenance Grant
Other State	50.0	50	100.0%	50	
ALTON CUSD 11					School Maintenance Grant
Other State	50.0	50	100.0%	50	
MIDLAND CUSD 7					School Maintenance Grant
Other State	50.0	50	100.0%	50	
PUTNAM CCSD 535					School Maintenance Grant
Other State	50.0	50	100.0%	50	
FIELDCREST CUSD 6					School Maintenance Grant
Other State	50.0	50	100.0%	50	
EL PASO-GRIDLEY CUSD 11					School Maintenance Grant
Other State	50.0	50	100.0%	50	
CARLINVILLE CUSD 1					School Maintenance Grant
Other State	50.0	50	100.0%	50	
EUREKA 140					School Maintenance Grant
Other State	50.0	50	100.0%	50	
NIPPERSINK SCH DIST 2					School Maintenance Grant
Other State	50.0	50	100.0%	50	
FOX RIVER GROVE CSD 3					School Maintenance Grant
Other State	50.0	50	100.0%	50	
JOHNSBURG CUSD 12					School Maintenance Grant
Other State	50.0	50	100.0%	50	
RILEY CCSD 18					School Maintenance Grant
Other State	50.0	50	100.0%	50	
MCHENRY CCSD 15					School Maintenance Grant
Other State	50.0	50	100.0%	50	
ALDEN HEBRON SD 19					School Maintenance Grant
Other State	50.0	50	100.0%	50	
HARRISON SD 36					School Maintenance Grant
Other State	50.0	50	100.0%	50	
CRYSTAL LAKE CCSD 47					School Maintenance Grant
Other State	50.0	50	100.0%	50	

	<u>Funded Amount</u>	<u>Expended Year to Date</u>	<u>% Spent Year to Date</u>	<u>September Expenditures</u>	<u>Description</u>
HARVARD CUSD 50					School Maintenance Grant
Other State	50.0	50	100.0%	50	
MARENGO CHSD 154					School Maintenance Grant
Other State	50.0	50	100.0%	50	
COMMUNITY HIGH SD 155					School Maintenance Grant
Other State	50.0	50	100.0%	50	
MCHENRY CHSD 156					School Maintenance Grant
Other State	50.0	50	100.0%	50	
RICHMOND-BURTON CHSD 157					School Maintenance Grant
Other State	50.0	50	100.0%	50	
HUNTLEY SD NO 158					School Maintenance Grant
Other State	50.0	50	100.0%	50	
MARENGO-UNION ECSD 165					School Maintenance Grant
Other State	50.0	50	100.0%	50	
WOODSTOCK SCHOOL DIST 200					School Maintenance Grant
Other State	50.0	50	100.0%	50	
VALMEYER CUSD 3					School Maintenance Grant
Other State	50.0	50	100.0%	50	
COLUMBIA CUSD 4					School Maintenance Grant
Other State	50.0	50	100.0%	50	
WATERLOO CUSD 5					School Maintenance Grant
Other State	50.0	50	100.0%	50	
STEELEVILLE CUSD 138					School Maintenance Grant
Other State	50.0	50	100.0%	50	
BROWN COUNTY CUSD 1					School Maintenance Grant
Other State	50.0	50	100.0%	50	
VIRGINIA CUSD 64					School Maintenance Grant
Other State	50.0	50	100.0%	50	
A-C CENTRAL CUSD 262					School Maintenance Grant
Other State	50.0	50	100.0%	50	
MEREDOSIA-CHAMBERSBURG 11					School Maintenance Grant
Other State	50.0	50	100.0%	50	
JACKSONVILLE SD 117					School Maintenance Grant
Other State	50.0	50	100.0%	50	
WINCHESTER CUSD 1					School Maintenance Grant
Other State	50.0	50	100.0%	50	
SCOTT-MORGAN CUSD 2					School Maintenance Grant
Other State	50.0	50	100.0%	50	
DIXON CUSD 170					School Maintenance Grant
Other State	50.0	50	100.0%	50	
STEWARD 220 SCHOOL DIST					School Maintenance Grant
Other State	50.0	50	100.0%	50	
OREGON CUSD 220					School Maintenance Grant
Other State	50.0	50	100.0%	50	
FORRESTVILLE VALLEY CUSD 221					School Maintenance Grant
Other State	50.0	50	100.0%	50	
POLO CUSD 222					School Maintenance Grant
Other State	50.0	50	100.0%	50	

	<u>Funded Amount</u>	<u>Expended Year to Date</u>	<u>% Spent Year to Date</u>	<u>September Expenditures</u>	<u>Description</u>
MERIDIAN CUSD 223					School Maintenance Grant
Other State	50.0	50	100.0%	50	
BYRON COMMUNITY UNIT SD 226					School Maintenance Grant
Other State	50.0	50	100.0%	50	
PEORIA 150					School Maintenance Grant
Other State	50.0	50	100.0%	50	
IL VALLEY CENTRAL UNIT 321					School Maintenance Grant
Other State	50.0	50	100.0%	50	
ELMWOOD CUSD 322					School Maintenance Grant
Other State	50.0	50	100.0%	50	
PEORIA HEIGHTS CUSD 325					School Maintenance Grant
Other State	50.0	50	100.0%	50	
PRINCEVILLE CUSD 326					School Maintenance Grant
Other State	50.0	50	100.0%	50	
ILLINI BLUFFS CUSD 327					School Maintenance Grant
Other State	50.0	50	100.0%	50	
MOLINE USD 40					School Maintenance Grant
Other State	50.0	50	100.0%	50	
ROCK ISLAND SD 41					School Maintenance Grant
Other State	50.0	50	100.0%	50	
RIVERDALE CUSD 100					School Maintenance Grant
Other State	50.0	50	100.0%	50	
ROCKRIDGE CUSD 300					School Maintenance Grant
Other State	50.0	50	100.0%	50	
LEBANON CUSD 9					School Maintenance Grant
Other State	50.0	50	100.0%	50	
HARMONY EMGE SD 175					School Maintenance Grant
Other State	50.0	50	100.0%	50	
DUPO CUSD 196					School Maintenance Grant
Other State	50.0	50	100.0%	50	
ROCHESTER CUSD 3A					School Maintenance Grant
Other State	50.0	50	100.0%	50	
BALL CHATHAM CUSD 5					School Maintenance Grant
Other State	50.0	50	100.0%	50	
AUBURN CUSD 10					School Maintenance Grant
Other State	50.0	50	100.0%	50	
PAWNEE CUSD 11					School Maintenance Grant
Other State	50.0	50	100.0%	50	
RIVERTON CUSD 14					School Maintenance Grant
Other State	50.0	50	100.0%	50	
WILLIAMSVILLE CUSD 15					School Maintenance Grant
Other State	50.0	50	100.0%	50	
LOWPOINT-WASHBURN CUSD 21					School Maintenance Grant
Other State	50.0	50	100.0%	50	
COUNTY OF WOODFORD 122					School Maintenance Grant
Other State	50.0	50	100.0%	50	
CHESTER CUSD 139					School Maintenance Grant
Other State	50.0	50	100.0%	50	

	<u>Funded Amount</u>	<u>Expended Year to Date</u>	<u>% Spent Year to Date</u>	<u>September Expenditures</u>	<u>Description</u>
FRANKLIN CUSD 1					School Maintenance Grant
Other State	50.0	50	100.0%	50	
SHERRARD CUSD 200					School Maintenance Grant
Other State	50.0	50	100.0%	50	
NEW BERLIN CUSD 16					School Maintenance Grant
Other State	50.0	50	100.0%	50	
SPRINGFIELD SD 186					School Maintenance Grant
Other State	50.0	50	100.0%	50	
TREMONT CUD 702					School Maintenance Grant
Other State	50.0	50	100.0%	50	
DELAVAN CUSD 703					School Maintenance Grant
Other State	50.0	50	100.0%	50	
MORTON CUSD 709					School Maintenance Grant
Other State	50.0	50	100.0%	50	
CATLIN CUSD 5					School Maintenance Grant
Other State	50.0	50	100.0%	50	
ROSSVILLE-ALVIN CSD 7					School Maintenance Grant
Other State	50.0	50	100.0%	50	
OAKWOOD CUSD 76					School Maintenance Grant
Other State	50.0	50	100.0%	50	
DANVILLE CCSD 118					School Maintenance Grant
Other State	50.0	50	100.0%	50	
BECK AREA CAREER CENTER					School Maintenance Grant
Other State	50.0	50	100.0%	50	
ERIE CUSD 1					School Maintenance Grant
Other State	50.0	50	100.0%	50	
STERLING CUSD 5					School Maintenance Grant
Other State	50.0	50	100.0%	50	
WILCO AREA CAREER CENTER					School Maintenance Grant
Other State	50.0	50	100.0%	50	
CHANNAHON SD 17					School Maintenance Grant
Other State	50.0	50	100.0%	50	
LOCKPORT SD 91					School Maintenance Grant
Other State	50.0	50	100.0%	50	
NEW LENOX SD 122					School Maintenance Grant
Other State	50.0	50	100.0%	50	
FRANKFORT CCSD 157C					School Maintenance Grant
Other State	50.0	50	100.0%	50	
MOKENA SD 159					School Maintenance Grant
Other State	50.0	50	100.0%	50	
SUMMIT HILL SD 161					School Maintenance Grant
Other State	50.0	50	100.0%	50	
BEECHER CUSD 200U					School Maintenance Grant
Other State	50.0	50	100.0%	50	
CRETE-MONEE SD 201-U					School Maintenance Grant
Other State	50.0	50	100.0%	50	
WILMINGTON CUSD 209U					School Maintenance Grant
Other State	50.0	50	100.0%	50	

	<u>Funded Amount</u>	<u>Expended Year to Date</u>	<u>% Spent Year to Date</u>	<u>September Expenditures</u>	<u>Description</u>
VALLEY VIEW CUSD 365U					School Maintenance Grant
Other State	50.0	50	100.0%	50	
ELWOOD CCSD 203					School Maintenance Grant
Other State	50.0	50	100.0%	50	
LOCKPORT TWP HSD 205					School Maintenance Grant
Other State	50.0	50	100.0%	50	
HOMER CCSD 33					School Maintenance Grant
Other State	50.0	50	100.0%	50	
PEOTONE CUSD 207U					School Maintenance Grant
Other State	50.0	50	100.0%	50	

Grants Breakdown:

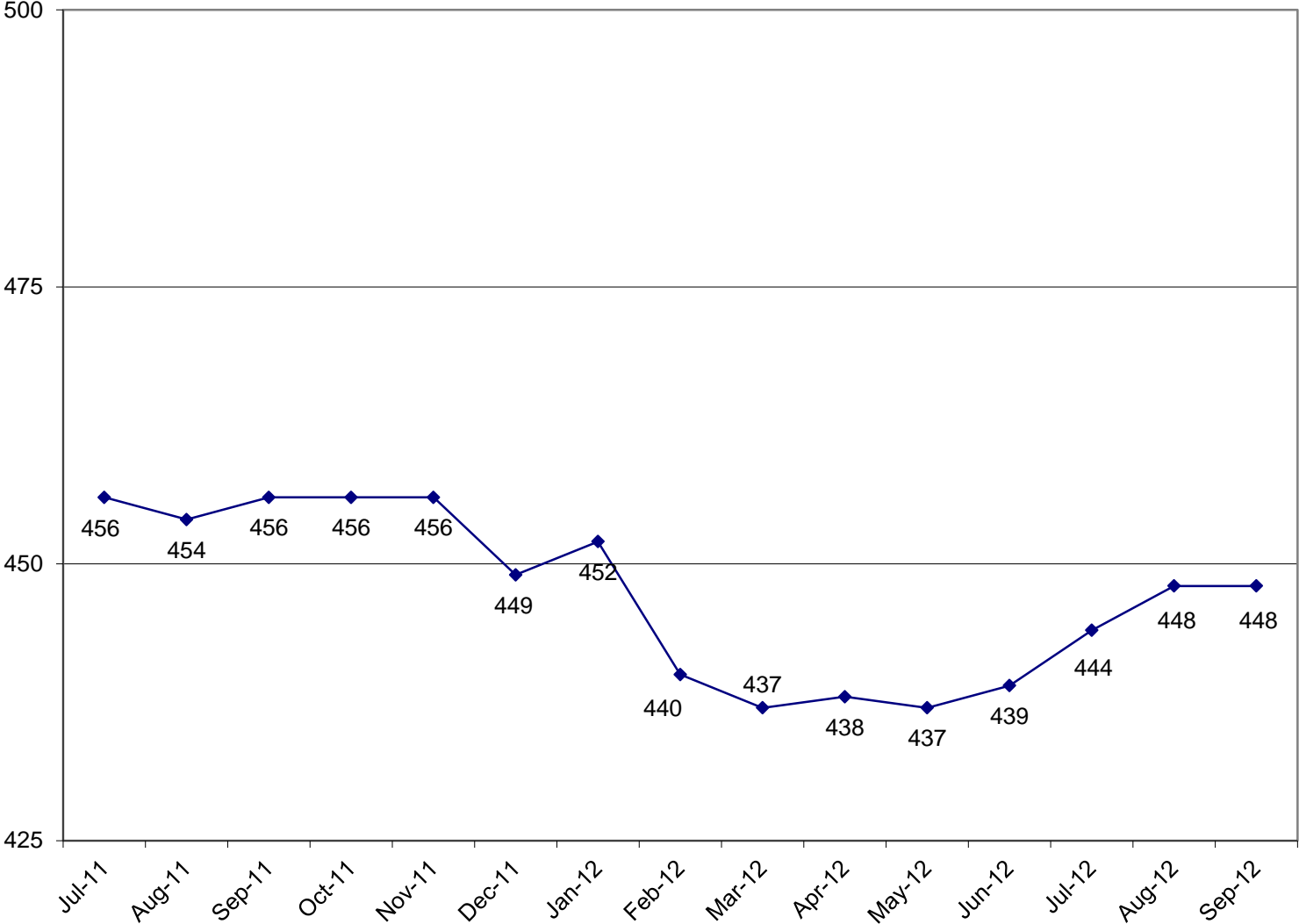
General State Aid	4,286,752.5	779,849.20	18.2%	388,781.00	Formula
Title I - Low Income	825,000.0	21,086.50	2.6%	21,003.50	Formula
Child Nutrition	725,000.0	45,998.60	6.3%	31,074.20	Formula - Reimbursement
IDEA	700,000.0	25,537.60	3.6%	22,088.20	Formula
Transportation Spec Ed	440,500.0	76,316.60	17.3%	76,316.60	Formula
Spec Ed Personnel	440,200.0	146,197.90	33.2%	128,370.10	Formula
Spec Ed Extraordinary	314,196.1	55,612.70	17.7%	55,612.70	Mandated Categorical-Supplemental
Early Childhood Block	295,990.7	55,574.80	18.8%	28,843.80	Block grant for Pre-K, parent training and prevention initiative
Spec Ed Private Facility Tuition	206,843.3	26,682.80	12.9%	26,682.80	Formula
Transportation Reg/Voc	205,808.9	57,472.10	27.9%	49,445.60	Formula
Title II - Teacher Quality	157,000.0	2,544.00	1.6%	2,541.20	Formula
Title I - Low Income - ARRA	146,000.0	1,030.20	0.7%	1,030.20	Formula - Federal Stimulus
Spec Ed Orphanage	111,000.0	43,213.90	38.9%	3,372.60	Formula
Title IV - 21st Century	65,000.0	1,492.60	2.3%	1,492.60	Competitive
Bilingual Education	61,381.2	0	0.0%	0	Mandated Categorical
Voc Ed - Federal	55,000.0	6,921.90	12.6%	1,048.50	Formula and Competitive - to improve student academic and career skills
Title III - English Language Acq	45,000.0	2,647.90	5.9%	2,647.90	Grant
Vocational Education - State	38,062.1	13,454.30	35.3%	4,958.70	Formula
IDEA Preschool	25,000.0	961.8	3.8%	731.6	Formula - special education, 3-5 year-olds
Driver Education	17,500.0	4,375.00	25.0%	4,375.00	Reimbursement
State Free Lunch and Breakfast	14,300.0	7,510.50	52.5%	237	Mandated Categorical - Reimbursement
Title II Math/Science Partnerships	14,000.0	597.9	4.3%	597.9	Formula
Orphanage Tuition	13,000.0	2,205.30	17.0%	2,205.30	Reimbursement to school districts for children residing in orphanages
ROE Salaries	12,025.0	2,757.50	22.9%	983.6	Salaries for ROE's
Truant/Dropout/Optional Education	12,000.0	3,908.80	32.6%	692.8	Competitive - at-risk students/dropout prevention
Race to the Top	10,925.8	0	0.0%	0	Grants to LEA's
Spec Ed Summer School	10,100.0	5,494.40	54.4%	0	Formula - Special ed students enrolled in summer sessions
Charter Schools - Federal	9,000.0	0	0.0%	0	Competitive
Alternative Ed/Reg Safe Schools	6,539.3	0	0.0%	0	Formula
Technology Literacy	5,000.0	103.4	2.1%	103.4	Competitive and non-competitive grants to school districts
McKinney Homeless Ed	5,000.0	59.8	1.2%	59.8	Competitive grants to school districts
School Tech. Rev. Loan	5,000.0	0	0.0%	0	Loans to schools to implement technology
Congressional Earmarks	4,920.5	0	0.0%	0	Grants
IDEA Improvement Part D	4,000.0	76.7	1.9%	76.7	Reimbursement
Philip Rock Center	3,577.8	500	14.0%	500	Targeted Initiative

	<u>Funded Amount</u>	<u>Expended Year to Date</u>	<u>% Spent Year to Date</u>	<u>September Expenditures</u>	<u>Description</u>
Advanced Placement Fee	3,000.0	0	0.0%	0	Fee reimbursement for Adv Placement Exam and Int'l Baccalaureate exam
Reorg Incentive Feasibility Study	2,805.0	0	0.0%	0	Grants
After School Matters	2,500.0	0	0.0%	0	Grant to After School Matters
ROE - School Services	2,225.0	700.2	31.5%	164.3	Formula - ROE Operations
Title VI-Flex. & Acct Rural Education	2,000.0	28.8	1.4%	28.8	Grants to school districts
ONPAR	2,000.0	0	0.0%	0	Grant
Agriculture Education	1,800.0	515.4	28.6%	280.6	Grants to school districts
Technology for Success -State	1,700.0	331	19.5%	331	Grants
Mat'ls for the Visually Impaired	1,421.1	0	0.0%	0	Targeted Init. - with The Chicago Lighthouse for People who are Blind or Visually Impaired
Temporary Relocation	1,400.0	0	0.0%	0	Formula grants for school emergency relocation
Longitudinal Data System - DOE	1,265.0	0	0.0%	0	Grants
Teach America	1,225.0	0	0.0%	0	Grant to Teach for America-Chicago
Nat'l Board Certification	1,000.0	0	0.0%	0	Grants
IL Coalition IM/RF Parent Mentor	1,000.0	0	0.0%	0	Grant to the Illions Coalition Immigrant and Refugee Rights Parent Mentor Program
Emergency Financial Assistance	1,000.0	0	0.0%	0	Formula and loans to school districts
Lowest Performing Schools	846.7	0	0.0%	0	Grants to lowest performing schools
Recording - Blind and Dyslexic	816.6	0	0.0%	0	Grant to increase achievement of students with visual impairments
Advanced Placement Classes/State	527.0	0	0.0%	0	Grants
Arts & Foreign Language	500.0	0	0.0%	0	Grants
Learn & Serve America	500.0	57.8	0.0%	55.1	Competitive grants
Title IV - Safe and Drug Free	500.0	11.8	2.4%	11.8	Formula
IDEA - Bellefaire	500.0	452.7	90.5%	452.7	Grants to legislated school districts for reimbursement of excess cost
Deaf/Blind	500.0	42.1	8.4%	42.1	Grant to Philip J. Rock Center
Striving Readers	499.1	0	0.0%	0	Grants
Children's Mental Health Partner	250.0	0	0.0%	0	Grants
Tax Equivalent Grants	222.6	222.6	100.0%	0	Grants
After School Rescue Fund	200.0	0	0.0%	0	Grants to Schools for After School Programs
Autism Training & Tech Assist.	100.0	0	0.0%	0	Grants to the IL Autism Training & Tech Assistance Program
Voc Ed - Federal Tech Prep	100.0	0	0.0%	0	Grants - assists students in achieving learning/occupational skills standards
Technology Literacy - ARRA	100.0	0	0.0%	0	Competitive - federal Stimulus
ROE Bus Driver Training	70.0	70	100.0%	70	ROE Bus Driver Training
Charter Schools-Rev Loan Fund	20.0	0	0.0%	0	Other/Repayment of loans
Standards Assessment & Acct	0.0	0	0.0%	0	Grants for K-6 Arts, Learn Improve, Learning Standards, Student/Teacher Assessment
Teachers/Admin. Mentoring	0.0	0	0.0%	0	Grants
Principal Mentoring Program	0.0	0	0.0%	0	Grants

ILLINOIS STATE BOARD OF EDUCATION
Comparative Statement of Expenditures to Date (September 30, 2012)
Fiscal Years 2013 and 2012

	FY13				FY12			
	Appropriation Amount	Expenditures to Date (Direct)	Federal Indirect Cost Recovery Expenditures	Percentage to Date	Appropriation Amount	Expenditures to Date (Direct)	Federal Indirect Cost Recovery Expenditures	Percentage to Date
All Funds								
Personal Services and Related Expenditures	\$ 48,202,876	\$ 9,087,266	\$ 189,776	19.25%	\$ 47,132,073	\$ 9,274,882	\$ 187,873	19.68%
Contractual Services	31,737,984	1,606,128	212,484	5.73%	28,998,757	1,674,748	188,757	5.78%
Travel	2,207,144	193,185	10,894	9.25%	2,203,406	147,341	7,156	6.69%
Commodities	485,820	28,027	4,520	6.70%	482,788	17,207	1,488	3.56%
Printing	562,700	17	-	0.00%	562,700	-	-	0.00%
Equipment	1,133,081	8,663	881	0.84%	818,200	81,954	70,000	10.02%
Telecommunications	947,923	33,422	38,923	7.63%	916,676	57,187	7,676	6.24%
Operation of Automotive Equipment	23,800	3,000	-	12.61%	23,800	2,011	-	8.45%
Lump Sums	77,078,024	9,186,128	-	11.92%	71,672,551	6,783,068	-	9.46%
Sub-total	162,379,352	20,145,836	457,478	12.69%	152,810,951	18,038,398	462,950	11.80%
Awards and Grants	9,431,543,783	1,397,534,582	-	14.82%	10,300,291,004	1,475,317,127	-	14.32%
Construction Grants	84,125,824	16,381,059	-	19.47%	-	290,212	-	0.00%
Total All Funds	\$ 9,678,048,959	\$ 1,434,061,477	\$ 457,478	14.82%	\$ 10,453,101,955	\$ 1,493,645,737	\$ 462,950	14.29%
General Revenue Fund								
Personal Services and Related Expenditures	\$ 16,745,700	\$ 4,179,094	\$ -	24.96%	\$ 16,745,700	\$ 4,548,382	\$ -	27.16%
Contractual Services	6,000,000	717,555	-	11.96%	4,500,000	718,987	-	15.98%
Travel	166,250	31,193	-	18.76%	166,250	12,252	-	7.37%
Commodities	71,300	1,025	-	1.44%	71,300	15,961	-	22.39%
Printing	64,700	-	-	0.00%	64,700	-	-	0.00%
Equipment	132,200	228	-	0.17%	132,200	37,024	-	28.01%
Telecommunications	450,000	33,422	-	7.43%	450,000	57,187	-	12.71%
Operation of Automotive Equipment	23,800	3,000	-	12.61%	23,800	2,011	-	8.45%
Lump Sums	30,246,302	7,625,314	-	25.21%	26,946,301	364,895	-	1.35%
Sub-total	53,900,252	12,590,832	-	23.36%	49,100,251	5,756,699	-	11.72%
Awards and Grants	2,200,146,283	497,332,329	-	22.60%	2,562,813,265	485,815,055	-	18.96%
Total General Revenue Fund	\$ 2,254,046,535	\$ 509,923,161	\$ -	22.62%	\$ 2,611,913,516	\$ 491,571,754	\$ -	18.82%
Other State Funds								
Personal Services and Related Expenditures	-	-	-	0.00%	822,400	171,726	-	-
Lump Sums	23,508,900	636,116	-	2.71%	21,408,900	544,889	-	2.55%
Sub-total	23,508,900	636,116	-	2.71%	22,231,300	716,615	-	3.22%
Awards and Grants	4,348,697,500	786,981,660	-	18.10%	4,195,122,739	852,399,867	-	20.32%
Construction Grants	84,125,824	16,381,059	-	-	101,768,157	290,212	-	0.00%
Total Other State Funds	\$ 4,456,332,224	\$ 803,998,834	\$ -	18.04%	\$ 4,319,122,196	\$ 853,406,694	\$ -	19.76%
Federal Funds								
Personal Services and Related Expenditures	\$ 31,267,400	\$ 4,908,172	\$ -	15.70%	\$ 29,376,100	\$ 4,554,774	\$ -	15.51%
Contractual Services	25,525,500	888,572	-	3.48%	24,310,000	955,761	-	3.93%
Travel	2,030,000	161,992	-	7.98%	2,030,000	135,089	-	6.65%
Commodities	410,000	27,002	-	6.59%	410,000	1,246	-	0.30%
Printing	498,000	17	-	0.00%	498,000	-	-	0.00%
Equipment	1,000,000	8,436	-	0.84%	616,000	44,930	-	7.29%
Telecommunications	459,000	-	-	0.00%	459,000	-	-	0.00%
Lump Sums	23,780,300	1,382,176	-	5.81%	23,780,300	6,336,234	-	26.64%
Sub-total	84,970,200	7,376,367	-	8.68%	81,479,400	12,028,034	-	14.76%
Awards and Grants	2,882,700,000	113,220,593	-	3.93%	3,542,355,000	137,102,205	-	3.87%
Total Federal Funds	\$ 2,967,670,200	\$ 120,596,960	\$ -	4.06%	\$ 3,623,834,400	\$ 149,130,239	\$ -	4.12%

**ILLINOIS STATE BOARD OF EDUCATION
HEADCOUNT AS OF SEPTEMBER
2012**



**ILLINOIS STATE BOARD OF EDUCATION
AGENCY STAFF DETAIL AS OF SEPTEMBER 2012**

	Mgmt.	Prof.	Support	GRF	Non-GRF	Total
STATE SUPERINTENDENT						
State Superintendent's Office	<u>3</u>	<u>3</u>	<u>0</u>	<u>3</u>	<u>3</u>	6
Sub-Total	3	3	0	3	3	6
GENERAL COUNSEL						
Legal	4	11	1	12	4	16
Governmental Relations	<u>0</u>	<u>2</u>	<u>0</u>	<u>2</u>	<u>0</u>	2
Sub-Total	4	13	1	14	4	18
INTERNAL AUDIT						
Center Administration	1	3	1	3	2	5
Federal and State Monitoring	<u>2</u>	<u>17</u>	<u>2</u>	<u>11</u>	<u>10</u>	21
Sub-Total	3	20	3	14	12	26
DEPUTY SUPERINTENDENT/ CHIEF EDUCATION OFFICER						
Center Administration	1	0	1	2	0	2
Sub-Total	1	0	1	2	0	2
INNOVATION AND IMPROVEMENT						
Center Administration	1	0	0	1	0	1
College and Career Readiness	2	12	2	7	9	16
Title Grant Administration	1	9	4	4	10	14
System of Support & District Intervention	<u>0</u>	<u>7</u>	<u>2</u>	<u>2</u>	<u>7</u>	9
Sub-Total	4	28	8	14	26	40
SPECIALIZED INSTRUCTION, NUTRITION & WELLNESS						
Center Administration	1	0	1	0	2	2
Special Education Services	3	57	8	6	62	68
Nutrition and Wellness Programs	<u>1</u>	<u>36</u>	<u>3</u>	<u>0</u>	<u>40</u>	40
Sub-Total	5	93	12	6	104	110
LANGUAGE & EARLY CHILDHOOD DEVELOPMENT						
Center Administration	1	0	1	2	0	2
Early Childhood	1	9	2	10	2	12
English Language Learning	<u>0</u>	<u>8</u>	<u>1</u>	<u>7</u>	<u>2</u>	9
Sub-Total	2	17	4	19	4	23
DIRECTOR OF ASSESSMENTS						
Assessment	2	8	2	7	5	12
Sub-Total	2	8	2	7	5	12
TEACHER AND LEADER EFFECTIVENESS						
Center Administration	2	0	1	0	3	3
Educator Licensure	1	12	14	25	2	27
Preparation and Evaluation	<u>1</u>	<u>2</u>	<u>3</u>	<u>6</u>	<u>0</u>	6
Sub-Total	4	14	18	31	5	36

	Mgmt.	Prof.	Support	GRF	Non-GRF	Total
CHIEF OPERATING OFFICER						
Center Administration	1	0	1	2	0	2
Human Resources	2	5	5	12	0	12
Facility Management	1	3	11	15	0	15
Information Technology	<u>2</u>	<u>47</u>	<u>4</u>	<u>49</u>	<u>4</u>	53
Sub-Total	6	55	21	78	4	82
CHIEF PERFORMANCE OFFICER						
Center Administration	2	2	1	2	3	5
Data Analysis and Accountability	<u>1</u>	<u>7</u>	<u>2</u>	<u>8</u>	<u>2</u>	10
Sub-Total	3	9	3	10	5	15
DEPUTY SUPERINTENDENT/ DIRECTOR OF PUBLIC INFORMATION						
Center Administration	1	0	1	2	0	2
Board Services	0	1	1	2	0	2
Public Information	<u>0</u>	<u>5</u>	<u>1</u>	<u>5</u>	<u>1</u>	6
Sub-Total	1	6	3	9	1	10
CHIEF FINANCIAL OFFICER						
Center Administration	1	0	1	2	0	2
Budget & Financial Management	0	4	0	4	0	4
Fiscal & Procurement Services	1	9	5	13	2	15
Funding and Disbursements	2	20	6	14	14	28
School Business Services	<u>1</u>	<u>15</u>	<u>3</u>	<u>18</u>	<u>1</u>	19
Sub-Total	5	48	15	51	17	68
GRAND TOTAL, ALL CENTERS	43	314	91	258	190	448
	10%	70%	20%	58%	42%	100%

ILLINOIS STATE BOARD OF EDUCATION
Personnel Transactions as of September 2012

Transaction Data:

	<u>FY03</u>	<u>FY04</u>	<u>FY05</u>	<u>FY06</u>	<u>FY07</u>	<u>FY08</u>	<u>FY09</u>	<u>FY10</u>	<u>FY11</u>	<u>FY12</u>	<u>FY13</u>
Begin Year	650	522	471	487	478	463	475	473	480	450	439
Hire Externally	29	20	77	37	44	54	30	51	23	53	21
Recall	11	19	4	4	0	1	1	0	1	0	0
Retire	-128	-34	-30	-25	-20	-19	-15	-25	-25	-38	-1
Resign	-13	-24	-31	-17	-33	-19	-12	-12	-25	-20	-10
Discharge	-2	-2	-4	-7	-5	-4	-5	-7	-3	-4	0
Layoff	-22	-30	0	0	0	0	0	0	-1	0	0
Death	-3	0	0	-1	-1	0	0	0	0	-2	-1
Other	<u>0</u>	<u>0</u>	<u>0</u>	<u>0</u>	<u>0</u>	<u>-1</u>	<u>-1</u>	<u>0</u>	<u>0</u>	<u>0</u>	<u>0</u>
End Year	522	471	487	478	463	475	473	480	450	439	448

Illinois State Board of Education
 Contract Awards
 September 1, 2012 through September 30, 2012

Vendor	Illinois Procurement Bulletin Award Notice Date	Type of Award	Term	Contract Term Amount	Description
IBM- Sharon Thompson	n/a	State Master Contract	9/28/12-12/27/12	\$ 68,120.00	Programmer Analyst for the ILDS application project.
IBM- Rajesh Tella	n/a	State Master Contract	9/28/12-12/27/12	\$ 68,120.00	Programmer Analyst for the ILDS application project.
IBM- Praveen Kumar	n/a	State Master Contract	9/28/12-12/27/12	\$ 68,120.00	Programmer Analyst for the ILDS application project.
IBM- Vishnu Surendran	n/a	State Master Contract	9/28/12-12/27/12	\$ 68,120.00	Programmer Analyst for the ILDS application project.
Capitol Strategies Consulting	n/a	Contract Amendment	9/17/12-6/30/13	\$ -	Amendment allowed contractor to work outside ISBE offices.
American Institutes for Reseach	9/20/2012	New Contract	upon execution-6/30/13	\$ 9,999,935.00	AIR will establish the Center for School Improvement and coordinate the work of the various district improvement systems. The mission of The Center is to provide high-quality, coordinated, and consistent support to the current statewide system of support (SSOS) to ensure that school districts and schools receive expert, timely, and relevant assistance to increase district level capacity to improve student performance. This contract is available for 4 one-year renewals.
Labor Tech Printing	9/21/2012	New Purchase Order	9/28/12-6/30/13	\$ 11,350.20	Vendor will print 6,000 posters and 6,000 cling pieces for school menu boards
GALATIA CUSD 1	n/a	Grant	8/24/12-6/30/13	\$ 50,000.00	School Maintenance Grant
ORION CUSD 223	n/a	Grant	8/24/12-6/30/13	\$ 50,000.00	School Maintenance Grant
CARBONDALE ESD 95	n/a	Grant	8/24/12-6/30/13	\$ 50,000.00	School Maintenance Grant
CARBONDALE CHSD 165	n/a	Grant	8/24/12-6/30/13	\$ 50,000.00	School Maintenance Grant
ELGIN SCHOOL DISTRICT U-46	n/a	Grant	8/24/12-6/30/13	\$ 50,000.00	School Maintenance Grant
AURORA WEST SCHOOL DIST 129	n/a	Grant	8/24/12-6/30/13	\$ 50,000.00	School Maintenance Grant
DONOVAN COMMUNITY U S D 3	n/a	Grant	8/24/12-6/30/13	\$ 50,000.00	School Maintenance Grant
CENTRAL CUSD 4	n/a	Grant	8/24/12-6/30/13	\$ 50,000.00	School Maintenance Grant
IROQUOIS WEST CUSD 10	n/a	Grant	8/24/12-6/30/13	\$ 50,000.00	School Maintenance Grant
MOMENCE COMM UNIT SCH DIST 1	n/a	Grant	8/24/12-6/30/13	\$ 50,000.00	School Maintenance Grant
HERSCHER CUSD 2	n/a	Grant	8/24/12-6/30/13	\$ 50,000.00	School Maintenance Grant
BRADLEY BOURBONNAIS CHSD 307	n/a	Grant	8/24/12-6/30/13	\$ 50,000.00	School Maintenance Grant
GALESBURG CUSD 205	n/a	Grant	8/24/12-6/30/13	\$ 50,000.00	School Maintenance Grant
R O W V A CUSD 208	n/a	Grant	8/24/12-6/30/13	\$ 48,750.00	School Maintenance Grant
EMMONS SD 33	n/a	Grant	8/24/12-6/30/13	\$ 50,000.00	School Maintenance Grant
CRESCENT-IROQUOIS CUSD 249	n/a	Grant	8/24/12-6/30/13	\$ 50,000.00	School Maintenance Grant
GRASS LAKE SD 36	n/a	Grant	8/24/12-6/30/13	\$ 50,000.00	School Maintenance Grant
GRAYSLAKE CCSD 46	n/a	Grant	8/24/12-6/30/13	\$ 50,000.00	School Maintenance Grant
WOODLAND CCSD 50	n/a	Grant	8/24/12-6/30/13	\$ 50,000.00	School Maintenance Grant
LAKE COUNTY SCHOOL DISTRICT 65	n/a	Grant	8/24/12-6/30/13	\$ 50,000.00	School Maintenance Grant
OAK GROVE SD 68	n/a	Grant	8/24/12-6/30/13	\$ 50,000.00	School Maintenance Grant
LIBERTYVILLE SD 70	n/a	Grant	8/24/12-6/30/13	\$ 50,000.00	School Maintenance Grant
RONDOUT SD 72	n/a	Grant	8/24/12-6/30/13	\$ 50,000.00	School Maintenance Grant
HAWTHORN CCSD 73	n/a	Grant	8/24/12-6/30/13	\$ 50,000.00	School Maintenance Grant
MUNDELEIN SCHOOL DIST 75	n/a	Grant	8/24/12-6/30/13	\$ 48,471.50	School Maintenance Grant
DIAMOND LAKE SCHOOL DIST 76	n/a	Grant	8/24/12-6/30/13	\$ 50,000.00	School Maintenance Grant
FREMONT SD 79	n/a	Grant	8/24/12-6/30/13	\$ 50,000.00	School Maintenance Grant
BRADFORD CUSD 1	n/a	Grant	8/24/12-6/30/13	\$ 50,000.00	School Maintenance Grant
COUNTY OF KANKAKEE 5 MANTENO	n/a	Grant	8/24/12-6/30/13	\$ 50,000.00	School Maintenance Grant
GRANT PARK CUSD 6	n/a	Grant	8/24/12-6/30/13	\$ 11,106.50	School Maintenance Grant
LAKE ZURICH CUSD 95	n/a	Grant	8/24/12-6/30/13	\$ 50,000.00	School Maintenance Grant
LINCOLNSHIRE-PRAIRIEVIEW 103	n/a	Grant	8/24/12-6/30/13	\$ 50,000.00	School Maintenance Grant
TOWNSHIP HIGH SCHOOL DIST 113	n/a	Grant	8/24/12-6/30/13	\$ 50,000.00	School Maintenance Grant
FOX LAKE GSD 114	n/a	Grant	8/24/12-6/30/13	\$ 50,000.00	School Maintenance Grant
ROUND LAKE AREA SD 116	n/a	Grant	8/24/12-6/30/13	\$ 50,000.00	School Maintenance Grant
KNOXVILLE CUSD 202	n/a	Grant	8/24/12-6/30/13	\$ 50,000.00	School Maintenance Grant
WINTHROP HARBOR SD 1	n/a	Grant	8/24/12-6/30/13	\$ 50,000.00	School Maintenance Grant
GAVIN SD 37	n/a	Grant	8/24/12-6/30/13	\$ 22,735.50	School Maintenance Grant
WAUCONDA CUSD 118	n/a	Grant	8/24/12-6/30/13	\$ 50,000.00	School Maintenance Grant

Vendor	Illinois Procurement Bulletin Award Notice Date	Type of Award	Term	Contract Term Amount	Description
MUNDELEIN CONSOLIDATED HS DIST 120	n/a	Grant	8/24/12-6/30/13	\$ 50,000.00	School Maintenance Grant
WARREN THSD 121	n/a	Grant	8/24/12-6/30/13	\$ 50,000.00	School Maintenance Grant
GRANT CHSD 124	n/a	Grant	8/24/12-6/30/13	\$ 50,000.00	School Maintenance Grant
GRAYSLAKE CHSD 127	n/a	Grant	8/24/12-6/30/13	\$ 50,000.00	School Maintenance Grant
NORTH CHICAGO SD 187	n/a	Grant	8/24/12-6/30/13	\$ 50,000.00	School Maintenance Grant
LAKE CO HIGH SCHL TECHNOLOGY	n/a	Grant	8/24/12-6/30/13	\$ 50,000.00	School Maintenance Grant
PRAIRIE CROSSING CHARTER SCHOOL	n/a	Grant	8/24/12-6/30/13	\$ 5,025.00	School Maintenance Grant
LELAND CUSD 1	n/a	Grant	8/24/12-6/30/13	\$ 50,000.00	School Maintenance Grant
SERENA COMMUNITY UNIT SCHOOL NO 2	n/a	Grant	9/5/12-6/30/13	\$ 50,000.00	School Maintenance Grant
EARLVILLE CUSD 9	n/a	Grant	9/5/12-6/30/13	\$ 50,000.00	School Maintenance Grant
ALLEN TWSP COMM CONS DIST 65	n/a	Grant	9/5/12-6/30/13	\$ 50,000.00	School Maintenance Grant
KANKAKEE AREA CAREER CENTER	n/a	Grant	9/5/12-6/30/13	\$ 50,000.00	School Maintenance Grant
LASALLE-PERU TOWNSHIP HIGH	n/a	Grant	9/5/12-6/30/13	\$ 50,000.00	School Maintenance Grant
OTTAWA THSD 140	n/a	Grant	9/5/12-6/30/13	\$ 50,000.00	School Maintenance Grant
SENECA TWP HSD 160	n/a	Grant	9/5/12-6/30/13	\$ 50,000.00	School Maintenance Grant
SENECA CCSD 170	n/a	Grant	9/5/12-6/30/13	\$ 50,000.00	School Maintenance Grant
WALLACE CCSD 195	n/a	Grant	9/5/12-6/30/13	\$ 50,000.00	School Maintenance Grant
RUTLAND CCSD 230	n/a	Grant	9/5/12-6/30/13	\$ 50,000.00	School Maintenance Grant
LOSTANT CUSD 425	n/a	Grant	9/5/12-6/30/13	\$ 46,350.00	School Maintenance Grant
HARTSBURG EMDEN CUSD 21	n/a	Grant	9/5/12-6/30/13	\$ 12,500.00	School Maintenance Grant
MOUNT PULASKI CUD 23	n/a	Grant	9/5/12-6/30/13	\$ 50,000.00	School Maintenance Grant
HAVANA CUSD 126	n/a	Grant	9/5/12-6/30/13	\$ 50,000.00	School Maintenance Grant
ILLINI CENTRAL CUSD 189	n/a	Grant	9/5/12-6/30/13	\$ 50,000.00	School Maintenance Grant
PORTA CUSD 202	n/a	Grant	9/5/12-6/30/13	\$ 50,000.00	School Maintenance Grant
ATHENS CUSD 213	n/a	Grant	9/5/12-6/30/13	\$ 50,000.00	School Maintenance Grant
ARGENTA-OREANA CUSD 1	n/a	Grant	9/5/12-6/30/13	\$ 50,000.00	School Maintenance Grant
MT ZION CUSD 3	n/a	Grant	9/5/12-6/30/13	\$ 50,000.00	School Maintenance Grant
SANGAMON VALLEY CUSD 9	n/a	Grant	9/5/12-6/30/13	\$ 49,966.00	School Maintenance Grant
MERIDIAN CUSD 15	n/a	Grant	9/5/12-6/30/13	\$ 50,000.00	School Maintenance Grant
DECATUR SD 61	n/a	Grant	9/5/12-6/30/13	\$ 50,000.00	School Maintenance Grant
BEMENT CUSD 5	n/a	Grant	9/5/12-6/30/13	\$ 50,000.00	School Maintenance Grant
MONTICELLO CU 25	n/a	Grant	9/5/12-6/30/13	\$ 50,000.00	School Maintenance Grant
ATWOOD HAMMOND CUSD 39	n/a	Grant	9/5/12-6/30/13	\$ 29,917.94	School Maintenance Grant
DELAND-WELDON CUSD 57	n/a	Grant	9/5/12-6/30/13	\$ 50,000.00	School Maintenance Grant
CERRO GORDO CUSD 100	n/a	Grant	9/5/12-6/30/13	\$ 50,000.00	School Maintenance Grant
CARROLLTON CUSD 1	n/a	Grant	9/5/12-6/30/13	\$ 50,000.00	School Maintenance Grant
ANTIOCH C H S D 117	n/a	Grant	9/5/12-6/30/13	\$ 50,000.00	School Maintenance Grant
COMMUNITY HIGH SCHOOL DIST 128	n/a	Grant	9/5/12-6/30/13	\$ 50,000.00	School Maintenance Grant
DIMMICK CCSD 175	n/a	Grant	9/5/12-6/30/13	\$ 22,500.00	School Maintenance Grant
MAROA FORSYTH CUSD 2	n/a	Grant	9/5/12-6/30/13	\$ 50,000.00	School Maintenance Grant
GREENFIELD CUSD 10	n/a	Grant	9/5/12-6/30/13	\$ 50,000.00	School Maintenance Grant
JERSEY CUSD 100	n/a	Grant	9/5/12-6/30/13	\$ 50,000.00	School Maintenance Grant
NORTHWESTERN CUSD 2	n/a	Grant	9/5/12-6/30/13	\$ 16,227.50	School Maintenance Grant
MT OLIVE CUSD 5	n/a	Grant	9/5/12-6/30/13	\$ 50,000.00	School Maintenance Grant
STAUNTON CUSD 6	n/a	Grant	9/5/12-6/30/13	\$ 50,000.00	School Maintenance Grant
SOUTHWESTERN CUSD 9	n/a	Grant	9/5/12-6/30/13	\$ 50,000.00	School Maintenance Grant
NORTH MAC CUSD 34	n/a	Grant	9/5/12-6/30/13	\$ 50,000.00	School Maintenance Grant
CALHOUN CUSD 40	n/a	Grant	9/5/12-6/30/13	\$ 42,500.00	School Maintenance Grant
BRUSSELS CUSD 42	n/a	Grant	9/5/12-6/30/13	\$ 7,628.50	School Maintenance Grant
ROXANA CUSD 1	n/a	Grant	9/5/12-6/30/13	\$ 50,000.00	School Maintenance Grant
TRIAD CUSD 2	n/a	Grant	9/5/12-6/30/13	\$ 50,000.00	School Maintenance Grant
VENICE CUSD 3	n/a	Grant	9/5/12-6/30/13	\$ 47,581.00	School Maintenance Grant
HIGHLAND CUSD 5	n/a	Grant	9/5/12-6/30/13	\$ 50,000.00	School Maintenance Grant
BETHALTO CUSD 8	n/a	Grant	9/5/12-6/30/13	\$ 50,000.00	School Maintenance Grant
GRANITE CITY CUSD 9	n/a	Grant	9/5/12-6/30/13	\$ 50,000.00	School Maintenance Grant
COLLINSVILLE CUSD 10	n/a	Grant	9/5/12-6/30/13	\$ 50,000.00	School Maintenance Grant
ALTON CUSD 11	n/a	Grant	9/5/12-6/30/13	\$ 50,000.00	School Maintenance Grant
HENRY-SENACHWINE CUSD 5	n/a	Grant	9/5/12-6/30/13	\$ 36,500.00	School Maintenance Grant

Vendor	Illinois Procurement Bulletin Award Notice Date	Type of Award	Term	Contract Term Amount	Description
MIDLAND CUSD 7	n/a	Grant	9/5/12-6/30/13	\$ 50,000.00	School Maintenance Grant
PUTNAM COUNTY CU SCHOOL DIST 535	n/a	Grant	9/5/12-6/30/13	\$ 50,000.00	School Maintenance Grant
FIELDCREST CUSD 6	n/a	Grant	9/5/12-6/30/13	\$ 50,000.00	School Maintenance Grant
EL PASO-GRIDLEY CUSD 11	n/a	Grant	9/5/12-6/30/13	\$ 50,000.00	School Maintenance Grant
CARLINVILLE CUSD 1	n/a	Grant	9/5/12-6/30/13	\$ 50,000.00	School Maintenance Grant
COUNTY OF WOODFORD-EUREKA	n/a	Grant	9/5/12-6/30/13	\$ 50,000.00	School Maintenance Grant
NIPPERSINK SCH DIST 2	n/a	Grant	9/5/12-6/30/13	\$ 50,000.00	School Maintenance Grant
FOX RIVER GROVE CSD 3	n/a	Grant	9/5/12-6/30/13	\$ 50,000.00	School Maintenance Grant
JOHNSBURG CUSD 12	n/a	Grant	9/5/12-6/30/13	\$ 50,000.00	School Maintenance Grant
RILEY CCSD 18	n/a	Grant	9/5/12-6/30/13	\$ 50,000.00	School Maintenance Grant
MCHENRY CCSD 15	n/a	Grant	9/5/12-6/30/13	\$ 50,000.00	School Maintenance Grant
ALDEN HEBRON SD 19	n/a	Grant	9/5/12-6/30/13	\$ 50,000.00	School Maintenance Grant
HARRISON SD 36	n/a	Grant	9/5/12-6/30/13	\$ 50,000.00	School Maintenance Grant
CRYSTAL LAKE CCSD 47	n/a	Grant	9/5/12-6/30/13	\$ 50,000.00	School Maintenance Grant
HARVARD CUSD 50	n/a	Grant	9/5/12-6/30/13	\$ 50,000.00	School Maintenance Grant
MARENGO CHSD 154	n/a	Grant	9/5/12-6/30/13	\$ 50,000.00	School Maintenance Grant
COMMUNITY HIGH SCHOOL DIST 155	n/a	Grant	9/5/12-6/30/13	\$ 50,000.00	School Maintenance Grant
MCHENRY CHSD 156	n/a	Grant	9/5/12-6/30/13	\$ 50,000.00	School Maintenance Grant
RICHMOND-BURTON CHSD 157	n/a	Grant	9/5/12-6/30/13	\$ 50,000.00	School Maintenance Grant
HUNTLEY SCHOOL DISTRICT NO 158	n/a	Grant	9/5/12-6/30/13	\$ 50,000.00	School Maintenance Grant
MARENGO-UNION ECSD 165	n/a	Grant	9/5/12-6/30/13	\$ 50,000.00	School Maintenance Grant
WOODSTOCK CUSD 200	n/a	Grant	9/5/12-6/30/13	\$ 50,000.00	School Maintenance Grant
VALMEYER CUSD 3	n/a	Grant	9/5/12-6/30/13	\$ 50,000.00	School Maintenance Grant
COLUMBIA CUSD 4	n/a	Grant	9/5/12-6/30/13	\$ 50,000.00	School Maintenance Grant
WATERLOO CUSD 5	n/a	Grant	9/5/12-6/30/13	\$ 50,000.00	School Maintenance Grant
STEELEVILLE CUSD 138	n/a	Grant	9/5/12-6/30/13	\$ 50,000.00	School Maintenance Grant
BROWN COUNTY CUSD 1	n/a	Grant	9/5/12-6/30/13	\$ 50,000.00	School Maintenance Grant
VIRGINIA CUSD 64	n/a	Grant	9/5/12-6/30/13	\$ 50,000.00	School Maintenance Grant
A-C CENTRAL CUSD 262	n/a	Grant	9/5/12-6/30/13	\$ 50,000.00	School Maintenance Grant
MEREDOSIA-CHAMBERSBURG CUSD 11	n/a	Grant	9/5/12-6/30/13	\$ 50,000.00	School Maintenance Grant
TRIOPIA CUSD 27	n/a	Grant	9/5/12-6/30/13	\$ 21,665.00	School Maintenance Grant
JACKSONVILLE SD 117	n/a	Grant	9/5/12-6/30/13	\$ 50,000.00	School Maintenance Grant
WINCHESTER CUSD 1	n/a	Grant	9/5/12-6/30/13	\$ 50,000.00	School Maintenance Grant
SCOTT-MORGAN CUSD 2	n/a	Grant	9/5/12-6/30/13	\$ 50,000.00	School Maintenance Grant
DIXON CUSD 170	n/a	Grant	9/5/12-6/30/13	\$ 50,000.00	School Maintenance Grant
STEWART 220 SCHOOL DIST	n/a	Grant	9/5/12-6/30/13	\$ 50,000.00	School Maintenance Grant
PAW PAW CUSD 271	n/a	Grant	9/5/12-6/30/13	\$ 20,334.00	School Maintenance Grant
OREGON CUSD 220	n/a	Grant	9/5/12-6/30/13	\$ 50,000.00	School Maintenance Grant
FORRESTVILLE VALLEY CUSD 221	n/a	Grant	9/5/12-6/30/13	\$ 50,000.00	School Maintenance Grant
POLO CUSD 222	n/a	Grant	9/5/12-6/30/13	\$ 50,000.00	School Maintenance Grant
MERIDIAN CUSD 223	n/a	Grant	9/5/12-6/30/13	\$ 50,000.00	School Maintenance Grant
BYRON COMMUNITY UNIT SD 226	n/a	Grant	9/5/12-6/30/13	\$ 50,000.00	School Maintenance Grant
PEORIA SD 150	n/a	Grant	9/5/12-6/30/13	\$ 50,000.00	School Maintenance Grant
ILLINOIS VALLEY CENTRAL UNIT 321	n/a	Grant	9/5/12-6/30/13	\$ 50,000.00	School Maintenance Grant
ELMWOOD CUSD 322	n/a	Grant	9/5/12-6/30/13	\$ 50,000.00	School Maintenance Grant
DUNLAP CUSD 323	n/a	Grant	9/5/12-6/30/13	\$ 16,875.00	School Maintenance Grant
PEORIA HEIGHTS CUSD 325	n/a	Grant	9/5/12-6/30/13	\$ 50,000.00	School Maintenance Grant
PRINCEVILLE CUSD 326	n/a	Grant	9/5/12-6/30/13	\$ 50,000.00	School Maintenance Grant
ILLINI BLUFFS CUSD 327	n/a	Grant	9/5/12-6/30/13	\$ 50,000.00	School Maintenance Grant
MOLINE USD 40	n/a	Grant	9/5/12-6/30/13	\$ 50,000.00	School Maintenance Grant
ROCK ISLAND SD 41	n/a	Grant	9/5/12-6/30/13	\$ 50,000.00	School Maintenance Grant
RIVERDALE CUSD 100	n/a	Grant	9/5/12-6/30/13	\$ 50,000.00	School Maintenance Grant
ROCKRIDGE CUSD 300	n/a	Grant	9/5/12-6/30/13	\$ 50,000.00	School Maintenance Grant
LEBANON CUSD 9	n/a	Grant	9/5/12-6/30/13	\$ 50,000.00	School Maintenance Grant
HARMONY EMGE SD 175	n/a	Grant	9/5/12-6/30/13	\$ 50,000.00	School Maintenance Grant
DUPO CUSD 196	n/a	Grant	9/5/12-6/30/13	\$ 50,000.00	School Maintenance Grant
ROCHESTER CUSD 3A	n/a	Grant	9/5/12-6/30/13	\$ 50,000.00	School Maintenance Grant
BALL CHATHAM CUSD 5	n/a	Grant	9/5/12-6/30/13	\$ 50,000.00	School Maintenance Grant

Vendor	Illinois Procurement Bulletin Award Notice Date	Type of Award	Term	Contract Term Amount	Description
AUBURN CUSD 10	n/a	Grant	9/5/12-6/30/13	\$ 50,000.00	School Maintenance Grant
PAWNEE COMM UNIT SCHOOL DIST	n/a	Grant	9/5/12-6/30/13	\$ 50,000.00	School Maintenance Grant
RIVERTON CUSD 14	n/a	Grant	9/5/12-6/30/13	\$ 50,000.00	School Maintenance Grant
WILLIAMSVILLE CUSD 15	n/a	Grant	9/5/12-6/30/13	\$ 50,000.00	School Maintenance Grant
LOWPOINT-WASHBURN CUSD 21	n/a	Grant	9/5/12-6/30/13	\$ 50,000.00	School Maintenance Grant
COUNTY OF WOODFORD SCHOOL	n/a	Grant	9/5/12-6/30/13	\$ 50,000.00	School Maintenance Grant
CHESTER CUSD 139	n/a	Grant	9/5/12-6/30/13	\$ 50,000.00	School Maintenance Grant
FRANKLIN CUSD 1	n/a	Grant	9/5/12-6/30/13	\$ 50,000.00	School Maintenance Grant
SCHOOL DISTRICT 200 SHERRARD COM	n/a	Grant	9/5/12-6/30/13	\$ 50,000.00	School Maintenance Grant
NEW BERLIN NO 16	n/a	Grant	9/5/12-6/30/13	\$ 50,000.00	School Maintenance Grant
SPRINGFIELD SD 186	n/a	Grant	9/5/12-6/30/13	\$ 50,000.00	School Maintenance Grant
RANKIN SCH DIST 98	n/a	Grant	9/5/12-6/30/13	\$ 28,945.00	School Maintenance Grant
TREMONT CUD 702	n/a	Grant	9/5/12-6/30/13	\$ 50,000.00	School Maintenance Grant
DELANAN CUSD 703	n/a	Grant	9/5/12-6/30/13	\$ 50,000.00	School Maintenance Grant
MORTON CUSD 709	n/a	Grant	9/5/12-6/30/13	\$ 50,000.00	School Maintenance Grant
CATLIN CUSD 5	n/a	Grant	9/5/12-6/30/13	\$ 50,000.00	School Maintenance Grant
ROSSVILLE-ALVIN CSD 7	n/a	Grant	9/5/12-6/30/13	\$ 50,000.00	School Maintenance Grant
JAMAICA CUSD 12	n/a	Grant	9/5/12-6/30/13	\$ 17,700.00	School Maintenance Grant
OAKWOOD CUSD 76	n/a	Grant	9/5/12-6/30/13	\$ 50,000.00	School Maintenance Grant
DANVILLE CCSD 118	n/a	Grant	9/5/12-6/30/13	\$ 50,000.00	School Maintenance Grant
BECK AREA CAREER CENTER	n/a	Grant	9/5/12-6/30/13	\$ 50,000.00	School Maintenance Grant
ERIE CUSD 1	n/a	Grant	9/5/12-6/30/13	\$ 50,000.00	School Maintenance Grant
STERLING CUSD 5	n/a	Grant	9/5/12-6/30/13	\$ 50,000.00	School Maintenance Grant
WILCO AREA CAREER CENTER	n/a	Grant	9/5/12-6/30/13	\$ 50,000.00	School Maintenance Grant
CHANNAHON SD 17	n/a	Grant	9/5/12-6/30/13	\$ 50,000.00	School Maintenance Grant
ROCKDALE SD 84	n/a	Grant	9/5/12-6/30/13	\$ 6,402.49	School Maintenance Grant
LOCKPORT SD 91	n/a	Grant	9/5/12-6/30/13	\$ 49,997.50	School Maintenance Grant
NEW LENOX SD 122	n/a	Grant	9/5/12-6/30/13	\$ 50,000.00	School Maintenance Grant
FRANKFORT CCSD 157C	n/a	Grant	9/5/12-6/30/13	\$ 50,000.00	School Maintenance Grant
MOKENA SD 159	n/a	Grant	9/5/12-6/30/13	\$ 50,000.00	School Maintenance Grant
SUMMIT HILL SD 161	n/a	Grant	9/5/12-6/30/13	\$ 50,000.00	School Maintenance Grant
BEECHER CUSD 200U	n/a	Grant	9/5/12-6/30/13	\$ 50,000.00	School Maintenance Grant
CRETE-MONEE SD 201-U	n/a	Grant	9/5/12-6/30/13	\$ 50,000.00	School Maintenance Grant
WILMINGTON CUSD 209U	n/a	Grant	9/5/12-6/30/13	\$ 50,000.00	School Maintenance Grant
VALLEY VIEW CUSD 365U	n/a	Grant	9/5/12-6/30/13	\$ 50,000.00	School Maintenance Grant
ELWOOD CCSD 203	n/a	Grant	9/5/12-6/30/13	\$ 50,000.00	School Maintenance Grant
LOCKPORT TWP HSD 205	n/a	Grant	9/5/12-6/30/13	\$ 50,000.00	School Maintenance Grant
PROPHETSTOWN-LYNDON CUSD 3	n/a	Grant	9/5/12-6/30/13	\$ 40,375.00	School Maintenance Grant
HOMER CCSD 33	n/a	Grant	9/5/12-6/30/13	\$ 50,000.00	School Maintenance Grant
PEOTONE CUSD 207U	n/a	Grant	9/5/12-6/30/13	\$ 50,000.00	School Maintenance Grant

**ILLINOIS STATE BOARD OF EDUCATION
FUNDING AND DISBURSEMENT SERVICES DIVISION
100 NORTH FIRST STREET, SPRINGFIELD, IL 62777**

Approved Grants Less Than 1 Million

Thru Date:(09/01/2012-09/30/2012)

Program: 2012 - 3220, Career & Technical Ed Improvement (CTEI)

<u>RCDT</u>	<u>District Name</u>	<u>City</u>	<u>Budget Amt</u>	<u>Approval Date</u>
26-000-0000-46(00)	WESTERN AREA CAREER SYSTEM	MACOMB	\$431,065	09/20/2012
35-050-7200-45(00)	STARVED ROCK FOR VOC TECHNIC	PERU	\$605,174	09/05/2012
48-000-0000-46(00)	PEORIA EDUCATIONAL REGN-EFE	PEORIA	\$449,637	09/20/2012
			\$1,485,876	

Program: 2012 - 3305, Bilingual Ed. - T.P.I. & T.B.E.

<u>RCDT</u>	<u>District Name</u>	<u>City</u>	<u>Budget Amt</u>	<u>Approval Date</u>
08-089-1450-22(00)	FREERPORT SD 145	FREERPORT	\$56,747	09/04/2012
			\$56,747	

Program: 2012 - 3705, Early Childhood - Block Grant

<u>RCDT</u>	<u>District Name</u>	<u>City</u>	<u>Budget Amt</u>	<u>Approval Date</u>
05-016-995P-00(00)	SAFARI CHILDCARE INC	ARLINGTON HTS	\$114,500	09/05/2012
			\$114,500	

Program: 2012 - 3780, Technology for Success

<u>RCDT</u>	<u>District Name</u>	<u>City</u>	<u>Budget Amt</u>	<u>Approval Date</u>
04-000-0000-00(00)	REGIONAL OFFICE OF EDUCATION04	LOVES PARK	\$103,905	09/05/2012
			\$103,905	

Program: 2012 - 3962, Arts Education & Foreign Language Assistanc

<u>RCDT</u>	<u>District Name</u>	<u>City</u>	<u>Budget Amt</u>	<u>Approval Date</u>
21-028-1960-26(M2)	SESSER-VALIER CUSD 196	SESSER	\$62,335	09/26/2012
			\$62,335	

Program: 2012 - 4300, Title I - Low Income

<u>RCDT</u>	<u>District Name</u>	<u>City</u>	<u>Budget Amt</u>	<u>Approval Date</u>
06-016-0920-02(00)	LINDOP SD 92	BROADVIEW	\$107,010	09/07/2012
07-016-1320-02(00)	CALUMET PUBLIC SD 132	CALUMET PARK	\$989,984	09/26/2012
21-028-0470-04(00)	BENTON CCSD 47	BENTON	\$583,078	09/07/2012
30-039-0950-02(00)	CARBONDALE ESD 95	CARBONDALE	\$968,242	09/13/2012
34-049-1120-02(00)	NORTH SHORE SD 112	HIGHLAND PARK	\$473,384	09/07/2012
44-063-2000-26(00)	COMMUNITY UNIT SCHOOL DIST 200	WOODSTOCK	\$717,547	09/26/2012
			\$3,839,245	

Program: 2012 - 4340, Title I - Migrant Education

<u>RCDT</u>	<u>District Name</u>	<u>City</u>	<u>Budget Amt</u>	<u>Approval Date</u>
02-000-0000-00(01)	REGIONAL OFFICE OF EDUCATION02	ULLIN	\$45,719	09/17/2012
			\$45,719	

Program: 2012 - 4421, Title IV - 21st Century Comm Learning Centers

<u>RCDT</u>	<u>District Name</u>	<u>City</u>	<u>Budget Amt</u>	<u>Approval Date</u>
22-029-0660-25(10)	CANTON UNION SD 66	CANTON	\$149,870	09/05/2012
28-000-0000-00(08)	REGIONAL OFFICE OF EDUCATION28	ATKINSON	\$196,875	09/12/2012
28-000-0000-00(10)	REGIONAL OFFICE OF EDUCATION28	ATKINSON	\$210,361	09/12/2012
28-000-0000-00(12)	REGIONAL OFFICE OF EDUCATION28	ATKINSON	\$485,180	09/12/2012
65-108-1580-51(22)	DRIVEN AND EMPOWERED YOUTH INC	CHICAGO	\$150,000	09/12/2012
			\$1,192,286	

**ILLINOIS STATE BOARD OF EDUCATION
FUNDING AND DISBURSEMENT SERVICES DIVISION
100 NORTH FIRST STREET, SPRINGFIELD, IL 62777**

Approved Grants Less Than 1 Million

Thru Date:(09/01/2012-09/30/2012)

Program: 2012 - 4851, ARRA-Title I - Low Income

<u>RCDT</u>	<u>District Name</u>	<u>City</u>	<u>Budget Amt</u>	<u>Approval Date</u>
17-064-0050-26(00)	MCLEAN COUNTY UD 5	NORMAL	\$634,130	09/28/2012
			\$634,130	

Program: 2012 - 4909, Title III - Lang Inst Prog-Limited Eng LIPLEP

<u>RCDT</u>	<u>District Name</u>	<u>City</u>	<u>Budget Amt</u>	<u>Approval Date</u>
05-016-0620-04(00)	COMMUNITY CONS SCH DIST 62	DES PLAINES	\$627,067	09/13/2012
06-016-0870-02(00)	BERKELEY SD 87	BERKELEY	\$227,238	09/13/2012
06-016-0960-02(00)	RIVERSIDE SCHOOL DIST 96	RIVERSIDE	\$14,060	09/05/2012
07-016-1110-02(00)	BURBANK SD 111	BURBANK	\$175,421	09/05/2012
07-016-2300-13(00)	CONSOLIDATED HIGH SCH DIST 230	ORLAND PARK	\$23,560	09/21/2012
08-089-1450-22(00)	FREEPOR SD 145	FREEPOR	\$25,200	09/04/2012
19-022-0070-02(00)	WOOD DALE SD 7	WOOD DALE	\$48,005	09/07/2012
28-037-2290-26(00)	KEWANEE CUSD 229	KEWANEE	\$17,250	09/05/2012
34-049-0730-04(00)	HAWTHORN CCSD 73	VERNON HILLS	\$114,479	09/05/2012
35-050-2890-04(00)	MENDOTA COMMUNITY CONS SD 289	MENDOTA	\$42,498	09/20/2012
56-099-088A-02(00)	RICHLAND SD 88A	CREST HILL	\$34,112	09/05/2012
			\$1,348,890	

Program: 2012 - 4910, Learn and Serve America

<u>RCDT</u>	<u>District Name</u>	<u>City</u>	<u>Budget Amt</u>	<u>Approval Date</u>
34-049-8250-60(00)	SPEC EDUC DIST LAKE COUNTY	GAGES LAKE	\$12,543	09/11/2012
			\$12,543	

Program: 2012 - 4932, Title II - Teacher Quality

<u>RCDT</u>	<u>District Name</u>	<u>City</u>	<u>Budget Amt</u>	<u>Approval Date</u>
06-016-0890-02(00)	COOK CO BD OF ED 89	MELROSE PARK	\$348,175	09/26/2012
07-016-1320-02(00)	CALUMET PUBLIC SD 132	CALUMET PARK	\$109,286	09/26/2012
07-016-1440-02(00)	PRAIRIE-HILLS ELEM SD 144	MARKHAM	\$142,578	09/26/2012
07-016-2150-17(00)	THORNTON FRACTIONALTHSD 215	CALUMET CITY	\$87,228	09/05/2012
30-039-0950-02(00)	CARBONDALE ESD 95	CARBONDALE	\$170,962	09/13/2012
34-049-1120-02(00)	NORTH SHORE SD 112	HIGHLAND PARK	\$118,070	09/07/2012
34-049-1870-26(00)	NORTH CHICAGO SD 187	NORTH CHICAG	\$440,783	09/07/2012
46-000-0000-00(00)	REGIONAL OFFICE OF EDUCATION46	JACKSONVILLE	\$2,350	09/26/2012
			\$1,419,432	

Program: 2012 - 4936, Mathematics and Science Partnerships

<u>RCDT</u>	<u>District Name</u>	<u>City</u>	<u>Budget Amt</u>	<u>Approval Date</u>
09-000-0000-00(40)	REGIONAL OFFICE OF EDUCATION09	RANTOUL	\$130,200	09/12/2012
09-010-0040-26(40)	CHAMPAIGN CUSD 4	CHAMPAIGN	\$140,000	09/13/2012
09-010-5450-51(20)	UNIVERSITY OF ILLINOIS	CHAMPAIGN	\$218,201	09/12/2012
26-062-5440-51(40)	WESTERN ILLINOIS UNIVERSITY	MACOMB	\$140,000	09/12/2012
45-000-0000-00(21)	REGIONAL OFFICE OF EDUCATION45	WATERLOO	\$225,000	09/12/2012
47-000-0000-00(40)	REGIONAL OFFICE OF EDUCATION47	DIXON	\$140,000	09/12/2012
56-099-033P-00(20)	LEWIS UNIVERSITY	ROMEOVILLE	\$208,890	09/06/2012
65-108-5860-51(40)	BRADLEY UNIVERSITY	PEORIA	\$140,000	09/12/2012
			\$1,342,291	

Program: 2012 - 4972, Technology - Enhancing Education-Competitiv

ILLINOIS STATE BOARD OF EDUCATION
FUNDING AND DISBURSEMENT SERVICES DIVISION
100 NORTH FIRST STREET, SPRINGFIELD, IL 62777

Approved Grants Less Than 1 Million

Thru Date:(09/01/2012-09/30/2012)

<u>RCDT</u>	<u>District Name</u>	<u>City</u>	<u>Budget Amt</u>	<u>Approval Date</u>
03-026-2010-26(00)	BROWNSTOWN CUSD 201	BROWNSTOWN	\$270,473	09/12/2012
07-016-1630-02(00)	PARK FOREST SD 163	PARK FOREST	\$228,978	09/13/2012
19-022-0160-02(00)	QUEEN BEE SD 16	GLENDALE HTS	\$235,206	09/13/2012
50-082-1960-26(00)	DUPO CUSD 196	DUPO	\$240,999	09/13/2012
51-084-0140-26(00)	RIVERTON CUSD 14	RIVERTON	\$228,978	09/13/2012
			<hr/> \$1,204,634 <hr/>	

**ILLINOIS STATE BOARD OF EDUCATION
FUNDING AND DISBURSEMENT SERVICES DIVISION
100 NORTH FIRST STREET, SPRINGFIELD, IL 62777**

Approved Grants Less Than 1 Million

Thru Date:(09/01/2012-09/30/2012)

Program: 2013 - 3220, Career & Technical Ed Improvement (CTEI)

<u>RCDT</u>	<u>District Name</u>	<u>City</u>	<u>Budget Amt</u>	<u>Approval Date</u>
06-016-2010-46(00)	MORTON REG DELIVERY SYST-EFE	CICERO	\$210,431	09/24/2012
06-016-2120-46(00)	DES PLAINES VALLEY EFE 030	RIVER GROVE	\$498,007	09/27/2012
07-016-2280-46(00)	CAREER DEVELPMT SYSTEM - EFE	OAK FOREST	\$614,751	09/04/2012
08-000-0000-46(00)	EAGLE RIDGE DELIVERY SYS-EFE	STOCKTON	\$297,153	09/05/2012
09-010-0080-46(00)	CHAMPAIGN-FORD EFE SYSTEM	CHAMPAIGN	\$453,857	09/05/2012
19-000-0000-00(00)	REGIONAL OFFICE OF EDUCATION19	WHEATON	\$110,558	09/27/2012
31-045-0460-46(00)	NORTHERN KANE VOC SYSTEM-EFE	ELGIN	\$912,008	09/21/2012
39-000-0000-46(00)	IL HEARTLAND REGN PLAN - EFE	DECATUR	\$750,617	09/26/2012
50-082-7460-45(00)	ST CLAIR CTY-BAC REG VOC SYS	BELLEVILLE	\$504,489	09/07/2012
55-098-0050-46(00)	WHITESIDE-EFE 230	STERLING	\$608,488	09/20/2012
			\$4,960,359	

Program: 2013 - 3235, Agriculture Education

<u>RCDT</u>	<u>District Name</u>	<u>City</u>	<u>Budget Amt</u>	<u>Approval Date</u>
01-001-0030-26(20)	COMMUNITY UNIT SCHOOL DIST 3	CAMP POINT	\$1,535	09/13/2012
01-001-0040-26(20)	MENDON CUSD 4	MENDON	\$1,893	09/12/2012
01-075-0030-26(20)	PLEASANT HILL CUSD 3	PLEASANT HILL	\$1,830	09/17/2012
02-061-0380-26(20)	JOPPA-MAPLE GROVE UD 38	JOPPA	\$1,283	09/17/2012
02-091-0170-22(20)	COBDEN SUD 17	COBDEN	\$631	09/14/2012
02-091-0660-22(20)	DONGOLA CUSD 66	DONGOLA	\$988	09/17/2012
03-003-0010-26(20)	MULBERRY GROVE CUSD 1	MULBERRY GRO	\$1,115	09/17/2012
03-003-0020-26(20)	BOND COUNTY 2	GREENVILLE	\$2,524	09/24/2012
03-025-0100-26(20)	ALTAMONT CUSD 10	ALTAMONT	\$1,556	09/12/2012
03-025-0200-26(20)	BEECHER CITY CUSD 20	BEECHER CITY	\$1,535	09/14/2012
03-025-0300-26(20)	DIETERICH CUSD 30	DIETERICH	\$1,409	09/17/2012
03-025-0500-26(20)	COMMUNITY UNIT SCHOOL DIST 50	TEUTOPOLIS	\$925	09/12/2012
03-026-2020-26(20)	ST ELMO CUSD 202	SAINT ELMO	\$2,355	09/12/2012
04-004-1000-26(20)	BELVIDERE CUSD 100	BELVIDERE	\$1,682	09/11/2012
04-004-2000-26(20)	NORTH BOONE CUD 200	POPLAR GROVE	\$1,009	09/17/2012
04-101-3210-26(20)	PECATONICA CUSD 321	PECATONICA	\$1,157	09/13/2012
08-008-3080-26(20)	EASTLAND CUSD 308	LANARK	\$2,545	09/13/2012
08-008-3140-26(20)	WEST CARROLL CUSD 314	THOMSON	\$1,809	09/13/2012
08-008-3990-26(20)	CHADWICK-MILLEDGEVILLE CUSD 399	MILLEDGEVILLE	\$1,746	09/11/2012
08-043-2060-26(20)	STOCKTON CUSD 206	STOCKTON	\$1,746	09/17/2012
08-043-2100-26(20)	RIVER RIDGE CUSD 210	HANOVER	\$1,767	09/13/2012
08-043-2110-26(20)	SCALES MOUND CUSD 211	SCALES MOUND	\$2,208	09/14/2012
08-089-2000-26(20)	PEARL CITY CUSD 200	PEARL CITY	\$1,472	09/14/2012
08-089-2020-26(20)	LENA WINSLOW CUSD 202	LENA	\$2,082	09/11/2012
08-089-2030-26(20)	ORANGEVILLE SCHOOL DISTRICT 203	ORANGEVILLE	\$1,262	09/17/2012
09-010-0030-26(20)	COMMUNITY UNIT SCHOOL DIST 3	MAHOMET	\$2,145	09/04/2012
09-010-0070-26(20)	COMMUNITY UNIT SCH DIST 7	TOLONO	\$2,187	09/10/2012
09-010-1930-17(20)	RANTOUL TWP HSD 193	RANTOUL	\$946	09/17/2012
09-010-3050-16(20)	ST JOSEPH OGDEN CHSD305	SAINT JOSEPH	\$1,325	09/04/2012
09-010-5450-51(00)	UNIVERSITY OF ILLINOIS	CHAMPAIGN	\$7,341	09/24/2012
09-027-0050-26(20)	GIBSON-MELVIN-SIBLEY CUSD 5	GIBSON CITY	\$1,788	09/17/2012
09-027-0100-26(20)	PAXTON BUCKLEY LODA CUSD	PAXTON	\$2,419	09/14/2012
10-011-0010-26(20)	MORRISONVILLE CUSD 1	MORRISONVILLE	\$1,956	09/06/2012

ILLINOIS STATE BOARD OF EDUCATION
FUNDING AND DISBURSEMENT SERVICES DIVISION
100 NORTH FIRST STREET, SPRINGFIELD, IL 62777

Approved Grants Less Than 1 Million

Thru Date:(09/01/2012-09/30/2012)

10-011-0030-26(20)	COUNTY OF CHRISTIAN TAYLORVILLE	TAYLORVILLE	\$2,545	09/11/2012
10-011-0040-26(20)	EDINBURG CUSD 4	EDINBURG	\$1,073	09/17/2012
10-068-0030-26(20)	HILLSBORO CUSD 3	HILLSBORO	\$2,145	09/14/2012
11-012-002C-26(20)	MARSHALL CUSD 2C	MARSHALL	\$1,914	09/24/2012
11-012-003C-26(20)	MARTINSVILLE CUSD 3C	MARTINSVILLE	\$1,619	09/24/2012
11-012-004C-26(20)	CASEY-WESTFIELD CUSD 4C	CASEY	\$1,304	09/13/2012
11-015-0020-26(20)	MATTOON CUSD 2	MATTOON	\$2,187	09/06/2012
11-015-0050-26(20)	COUNTY OF COLE	OAKLAND	\$1,977	09/13/2012
11-018-0030-26(20)	NEOGA CUSD 3	NEOGA	\$1,451	09/12/2012
11-021-3010-26(20)	TUSCOLA CUSD 301	TUSCOLA	\$1,872	09/10/2012
11-021-3050-26(20)	ARTHUR CUSD 305	ARTHUR	\$2,376	09/13/2012
11-021-3060-26(20)	ARCOLA CUSD 306	ARCOLA	\$1,073	09/24/2012
11-023-0030-26(20)	COMMUNITY UNIT DISTRICT 3	KANSAS	\$1,598	09/13/2012
11-023-0060-26(20)	COMMUNITY UNIT SCHOOL DIST NO 6	CHRISMAN	\$1,220	09/24/2012
11-070-3000-26(20)	SULLIVAN C U SCHOOL DIST 300	SULLIVAN	\$2,482	09/14/2012
11-087-003A-26(20)	COWDEN-HERRICK CUSD 3A	COWDEN	\$2,313	09/13/2012
11-087-0040-26(20)	SHELBYVILLE CUSD 4	SHELBYVILLE	\$2,292	09/10/2012
11-087-005A-26(20)	STEWARDSON-STRASBURG CUD 5A	STRASBURG	\$1,746	09/11/2012
11-087-0210-26(20)	CENTRAL A AND M COMMUNITY UNIT	ASSUMPTION	\$1,872	09/24/2012
12-013-0100-26(20)	CLAY CITY CUSD 10	CLAY CITY	\$1,535	09/05/2012
12-013-0250-26(20)	NORTH CLAY CUSD 25	LOUISVILLE	\$2,124	09/14/2012
12-017-0040-26(20)	OBLONG CUSD 4	OBLONG	\$2,166	09/11/2012
12-040-0010-26(20)	JASPER COUNTY CUD 1	NEWTON	\$2,166	09/10/2012
12-051-0200-26(20)	COMMUNITY UNIT SCHOOL DIST NO 20	LAWRENCEVILL	\$1,157	09/24/2012
13-014-0010-26(20)	CARLYLE CUSD 1	CARLYLE	\$2,103	09/17/2012
13-014-0030-26(20)	WESCLIN CUSD 3	TRENTON	\$2,124	09/11/2012
13-058-1000-26(20)	PATOKA CUSD 100	PATOKA	\$1,304	09/12/2012
13-058-4010-26(20)	SOUTH CENTRAL CUSD 401	KINMUNDY	\$1,451	09/11/2012
13-058-5010-26(20)	SANDOVAL CUSD 501	SANDOVAL	\$5,000	09/24/2012
13-058-6000-16(20)	SALEM CHSD 600	SALEM	\$2,271	09/24/2012
13-058-7220-26(20)	ODIN PUBLIC SCHOOL DIST 722	ODIN	\$1,956	09/12/2012
13-095-0100-26(20)	WEST WASHINGTON CCUSD 10	OKAWVILLE	\$2,187	09/24/2012
16-019-4240-26(20)	GENOA KINGSTON CUSD 424	GENOA	\$1,956	09/14/2012
16-019-4260-26(20)	HIAWATHA CUSD 426	KIRKLAND	\$1,872	09/13/2012
16-019-4280-26(20)	DEKALB CUSD 428	DE KALB	\$652	09/24/2012
17-020-0150-26(20)	CLINTON CUSD 15	CLINTON	\$1,809	09/24/2012
17-020-0180-26(20)	BLUE RIDGE CUSD 18	FARMER CITY	\$2,376	09/14/2012
17-053-0050-26(20)	WOODLAND CUSD 5	STREATOR	\$2,229	09/11/2012
17-053-006J-26(20)	TRI- POINT CUSD 6-J	KEMPTON	\$2,313	09/14/2012
17-053-0080-26(20)	PRAIRIE CENTRAL CUSD 8	FAIRBURY	\$2,313	09/14/2012
17-053-0900-17(20)	PONTIAC TWP HSD 90	PONTIAC	\$2,734	09/13/2012
17-053-2300-17(20)	DWIGHT TWP HSD 230	DWIGHT	\$1,893	09/11/2012
17-064-0020-26(20)	LEROY CUSD 2	LE ROY	\$1,682	09/25/2012
17-064-0040-26(20)	HEYWORTH CUSD 4	HEYWORTH	\$2,145	09/14/2012
17-064-0070-26(20)	LEXINGTON CUSD 7	LEXINGTON	\$2,124	09/24/2012
17-064-0160-26(20)	OLYMPIA CUSD 16	STANFORD	\$1,283	09/14/2012
17-064-5450-51(00)	ILLINOIS STATE UNIVERSITY	NORMAL	\$4,639	09/24/2012
19-022-2040-26(20)	INDIAN PRAIRIE 204	NAPERVILLE	\$820	09/11/2012
19-022-2040-26(21)	INDIAN PRAIRIE 204	NAPERVILLE	\$820	09/10/2012

**ILLINOIS STATE BOARD OF EDUCATION
FUNDING AND DISBURSEMENT SERVICES DIVISION
100 NORTH FIRST STREET, SPRINGFIELD, IL 62777**

Approved Grants Less Than 1 Million

Thru Date:(09/01/2012-09/30/2012)

19-022-5020-40(20)	DUPAGE AREA OCCUP EDUCATIONAL	ADDISON	\$1,598	09/24/2012
20-024-0010-26(20)	EDWARDS COUNTY CUSD 1	ALBION	\$2,229	09/24/2012
20-076-0010-26(20)	POPE CO CUD 1	GOLCONDA	\$1,767	09/13/2012
20-083-0040-26(20)	ELDORADO CUSD 4	ELDORADO	\$2,713	09/17/2012
20-096-1000-26(20)	WAYNE CITY CUSD 100	WAYNE CITY	\$2,061	09/13/2012
20-096-2000-26(20)	NORTH WAYNE CUSD 200	CISNE	\$2,524	09/13/2012
20-096-2250-16(20)	FAIRFIELD CHSD 225	FAIRFIELD	\$2,355	09/25/2012
20-097-0010-26(20)	GRAYVILLE CUSD 1	GRAYVILLE	\$1,262	09/25/2012
20-097-0030-26(20)	NORRIS CITY-OMAHA-ENFIELD CU 3	NORRIS CITY	\$820	09/12/2012
20-097-0050-26(20)	CARMI-WHITE COUNTY CUSD 5	CARMI	\$1,325	09/11/2012
21-028-1030-13(20)	BENTON CHSD 103	BENTON	\$1,136	09/11/2012
22-029-0040-26(20)	SPOON RIVER VALLEY CUSD 4	LONDON MILLS	\$5,000	09/14/2012
24-047-0180-16(20)	NEWARK CHSD 18	NEWARK	\$2,776	09/07/2012
25-041-0010-26(20)	WALTONVILLE CUSD 1	WALTONVILLE	\$1,977	09/14/2012
26-034-3160-26(20)	COMMUNITY HS DISTRICT 316	WARSAW	\$2,145	09/14/2012
26-062-5440-51(00)	WESTERN ILLINOIS UNIVERSITY	MACOMB	\$5,159	09/24/2012
27-066-4040-26(20)	MERCER COUNTY SD 404	ALEDO	\$2,524	09/13/2012
27-094-3040-26(20)	UNITED CUSD 304	MONMOUTH	\$2,524	09/14/2012
28-006-3400-26(20)	BUREAU VALLEY CUSD 340	MANLIUS	\$2,061	09/12/2012
28-037-2240-26(20)	GALVA CUSD 224	GALVA	\$2,713	09/13/2012
28-037-2250-26(20)	ALWOOD CUSD 225	WOODHULL	\$2,187	09/12/2012
28-037-2260-26(20)	ANNAWAN CUSD 226	ANNAWAN	\$2,313	09/13/2012
28-037-2270-26(20)	CAMBRIDGE CUSD 227	CAMBRIDGE	\$1,367	09/13/2012
28-037-2280-26(20)	GENESEO CUSD 228	GENESEO	\$1,998	09/17/2012
28-037-2300-26(20)	WETHERSFIELD CUSD 230	KEWANEE	\$1,977	09/17/2012
28-088-1000-26(20)	STARK COUNTY CUSD 100	WYOMING	\$1,977	09/11/2012
30-039-5400-51(00)	SOUTHERN ILL UNIV-CARBONDALE	CARBONDALE	\$6,861	09/24/2012
31-045-3020-26(20)	KANELAND CUSD 302	MAPLE PARK	\$1,577	09/11/2012
32-038-0040-26(20)	CENTRAL CUSD 4	CLIFTON	\$1,052	09/14/2012
32-038-0060-26(20)	CISSNA PARK CUSD 6	CISSNA PARK	\$2,608	09/10/2012
32-038-0090-26(20)	IROQUOIS COUNTY CUSD 9	WATSEKA	\$505	09/10/2012
32-038-0100-26(20)	IROQUOIS WEST CUSD 10	GILMAN	\$2,208	09/12/2012
32-046-0050-26(20)	COUNTY OF KANKAKEE 5 MANTENO	MANTENO	\$1,367	09/13/2012
33-048-2020-26(20)	KNOXVILLE CUSD 202	KNOXVILLE	\$2,019	09/11/2012
33-048-2080-26(20)	R O W V A CUSD 208	ONEIDA	\$2,797	09/12/2012
35-050-0020-26(20)	COMMUNITY UNIT SCHOOL NO 2	SERENA	\$2,229	09/14/2012
35-050-1400-17(20)	OTTAWA THSD 140	OTTAWA	\$1,073	09/12/2012
38-054-0230-26(20)	MOUNT PULASKI CUD 23	MOUNT PULASKI	\$1,430	09/14/2012
38-054-4040-16(20)	LINCOLN CHSD 404	LINCOLN	\$1,388	09/14/2012
38-060-1890-26(20)	ILLINI CENTRAL CUSD 189	MASON CITY	\$1,535	09/12/2012
38-060-1910-26(20)	MIDWEST CENTRAL CUD 191	MANITO	\$1,746	09/14/2012
38-065-2130-26(20)	ATHENS CUSD 213	ATHENS	\$2,271	09/12/2012
39-055-0020-26(20)	MAROA FORSYTH CUSD 2	MAROA	\$1,893	09/07/2012
39-074-0250-26(20)	MONTICELLO CU 25	MONTICELLO	\$2,671	09/14/2012
40-007-0400-26(20)	CALHOUN CUSD 40	HARDIN	\$1,535	09/10/2012
40-031-0010-26(20)	CARROLLTON CUSD 1	CARROLLTON	\$2,292	09/14/2012
40-056-0010-26(20)	COUNTY OF MACOUPIN CUSD 1	CARLINVILLE	\$1,767	09/10/2012
40-056-0340-26(20)	NORTH MAC CUSD 34	GIRARD	\$1,283	09/13/2012
41-057-0050-26(20)	HIGHLAND CUSD 5	HIGHLAND	\$2,145	09/14/2012

**ILLINOIS STATE BOARD OF EDUCATION
FUNDING AND DISBURSEMENT SERVICES DIVISION
100 NORTH FIRST STREET, SPRINGFIELD, IL 62777**

Approved Grants Less Than 1 Million

Thru Date:(09/01/2012-09/30/2012)

43-059-0070-26(20)	MIDLAND CUSD 7	VARNA	\$2,524	09/12/2012
43-078-5350-26(20)	PUTNAM COUNTY CU SCHOOL DIST 535	GRANVILLE	\$2,461	09/12/2012
43-102-0060-26(20)	FIELDCREST CUSD 6	MINONK	\$967	09/14/2012
43-102-0110-26(20)	EL PASO-GRIDLEY CUSD 11	EL PASO	\$2,040	09/14/2012
43-102-1400-26(20)	COUNTY OF WOODFORD-EUREKA	EUREKA	\$1,788	09/11/2012
45-067-0030-26(20)	VALMEYER CUSD 3	VALMEYER	\$2,419	09/06/2012
45-067-0050-26(20)	WATERLOO CUSD 5	WATERLOO	\$2,566	09/04/2012
45-079-1380-26(20)	STEELEVILLE CUSD 138	STEELEVILLE	\$5,000	09/12/2012
45-079-1400-26(20)	SPARTA CUSD 140	SPARTA	\$1,640	09/14/2012
46-069-0010-26(20)	FRANKLIN CUSD 1	ALEXANDER	\$2,503	09/12/2012
46-069-0270-26(20)	TRIOPIA CUSD 27	CONCORD	\$2,313	09/13/2012
46-086-0010-26(20)	COMMUNITY UNIT SCHOOL DISTRICT 1	WINCHESTER	\$2,082	09/12/2012
47-052-2750-26(20)	ASHTON-FRANKLIN CNTR CUSD 275	ASHTON	\$2,692	09/11/2012
47-071-2120-17(20)	ROCHELLE TWP HSD 212	ROCHELLE	\$1,725	09/14/2012
47-071-2210-26(20)	FORRESTVILLE VALLEY CUSD 221	FORRESTON	\$1,493	09/14/2012
47-071-2230-26(20)	MERIDIAN CUSD 223	STILLMAN VALLE	\$2,524	09/14/2012
48-072-3090-26(20)	BRIMFIELD CUSD 309	BRIMFIELD	\$1,935	09/11/2012
48-072-3220-26(20)	ELMWOOD CUSD 322	ELMWOOD	\$1,472	09/05/2012
48-072-3260-26(20)	PRINCEVILLE CUSD 326	PRINCEVILLE	\$2,040	09/13/2012
49-081-2000-26(20)	SCHOOL DISTRICT 200 SHERRARD COM	SHERRARD	\$2,313	09/06/2012
49-081-3000-26(20)	ROCKRIDGE CUSD 300	TAYLOR RIDGE	\$2,061	09/04/2012
50-082-0190-26(20)	MASCOUTAH CUD 19	MASCOUTAH	\$1,935	09/11/2012
50-082-0600-26(20)	NEW ATHENS CUSD 60	NEW ATHENS	\$1,703	09/12/2012
51-084-0010-26(20)	TRI CITY CUSD 1	BUFFALO	\$1,430	09/07/2012
51-084-0110-26(20)	PAWNEE COMM UNIT SCHOOL DIST	PAWNEE	\$988	09/14/2012
51-084-0160-26(20)	COMMUNITY UNIT DISTRICT NO 16	NEW BERLIN	\$1,851	09/07/2012
55-098-0030-26(20)	PROPHETSTOWN-LYNDON CUSD 3	PROPHETSTOW	\$463	09/13/2012
			\$316,102	

Program: 2013 - 3305, Bilingual Ed. - T.P.I. & T.B.E.

<u>RCDT</u>	<u>District Name</u>	<u>City</u>	<u>Budget Amt</u>	<u>Approval Date</u>
03-025-0400-26(00)	EFFINGHAM CUSD 40	EFFINGHAM	\$9,519	09/19/2012
05-016-0700-02(00)	MORTON GROVE SD 70	MORTON GROVE	\$46,163	09/21/2012
06-016-0840-02(00)	FRANKLIN PARK SD 84	FRANKLIN PARK	\$136,045	09/24/2012
06-016-4010-26(00)	ELMWOOD PARK SD 401	ELMWOOD PARK	\$153,261	09/19/2012
07-016-1400-02(00)	KIRBY SD 140	TINLEY PARK	\$55,550	09/21/2012
09-010-1160-22(00)	URBANA SD 116	URBANA	\$263,629	09/13/2012
19-022-1080-16(00)	LAKE PARK CHSD 108	ROSELLE	\$11,316	09/21/2012
35-050-0400-17(00)	STREATOR TWP HSD 40	STREATOR	\$3,184	09/19/2012
43-078-5350-26(00)	PUTNAM COUNTY CU SCHOOL DIST 535	GRANVILLE	\$4,557	09/05/2012
44-063-1540-16(00)	MARENGO CHSD 154	MARENGO	\$708	09/21/2012
55-098-0050-26(00)	COMMUNITY UNIT SCHOOL DISTRICT	STERLING	\$69,767	09/24/2012
56-099-0910-02(00)	LOCKPORT SD 91	LOCKPORT	\$6,684	09/21/2012
56-099-0920-02(00)	WILL COUNTY SD 92	LOCKPORT	\$16,408	09/24/2012
			\$776,791	

Program: 2013 - 3695, Truants Alternative/Optional Ed.

<u>RCDT</u>	<u>District Name</u>	<u>City</u>	<u>Budget Amt</u>	<u>Approval Date</u>
10-000-0000-00(11)	REGIONAL OFFICE OF EDUCATION10	TAYLORVILLE	\$76,271	09/19/2012
13-000-0000-00(11)	REGIONAL OFFICE OF EDUCATION13	CARLYLE	\$123,234	09/14/2012

**ILLINOIS STATE BOARD OF EDUCATION
FUNDING AND DISBURSEMENT SERVICES DIVISION
100 NORTH FIRST STREET, SPRINGFIELD, IL 62777**

Approved Grants Less Than 1 Million

Thru Date:(09/01/2012-09/30/2012)

16-000-0000-00(11)	REGIONAL OFFICE OF EDUCATION16	DEKALB	\$86,567	09/05/2012
16-019-5230-51(11)	KISHWAUKEE COLL DIST 523	MALTA	\$89,768	09/05/2012
17-000-0000-00(12)	REGIONAL OFFICE OF EDUCATION17	NORMAL	\$71,990	09/05/2012
21-100-5300-51(12)	JOHN A LOGAN COLL DIST 530	CARTERVILLE	\$71,957	09/19/2012
22-000-0000-00(12)	REGIONAL OFFICE OF EDUCATION22	LEWISTOWN	\$39,656	09/13/2012
25-000-0000-00(11)	REGIONAL OFFICE OF EDUCATION25	MOUNT VERNON	\$100,531	09/26/2012
25-041-2010-17(13)	MT VERNON TWP HSD 201	MOUNT VERNON	\$92,639	09/14/2012
26-000-0000-00(11)	REGIONAL OFFICE OF EDUCATION26	MACOMB	\$202,850	09/05/2012
28-000-0000-00(11)	REGIONAL OFFICE OF EDUCATION28	ATKINSON	\$82,553	09/26/2012
30-000-0000-00(12)	REGIONAL OFFICE OF EDUCATION30	MURPHYSBORO	\$97,982	09/19/2012
30-039-1650-16(12)	CARBONDALE CHSD 165	CARBONDALE	\$54,726	09/14/2012
31-000-0000-00(13)	REGIONAL OFFICE OF EDUCATION31	GENEVA	\$246,208	09/26/2012
33-048-2050-26(11)	GALESBURG CUSD 205	GALESBURG	\$61,019	09/13/2012
34-000-0000-00(11)	REGIONAL OFFICE OF EDUCATION34	GRAYSLAKE	\$111,584	09/19/2012
34-049-0600-26(11)	COMMUNITY UNIT SCHOOL DIST 60	WAUKEGAN	\$73,805	09/19/2012
35-050-1200-17(11)	LASALLE-PERU TOWNSHIP HIGH	LA SALLE	\$94,644	09/14/2012
38-000-0000-00(13)	REGIONAL OFFICE OF EDUCATION38	LINCOLN	\$57,312	09/19/2012
38-065-2020-26(13)	PORTA CUSD 202	PETERSBURG	\$62,094	09/13/2012
40-042-1000-26(11)	JERSEY CUSD 100	JERSEYVILLE	\$38,350	09/05/2012
40-056-0010-26(11)	COUNTY OF MACOUPIN CUSD 1	CARLINVILLE	\$84,392	09/05/2012
41-057-0090-26(13)	GRANITE CITY CUSD 9	GRANITE CITY	\$85,622	09/14/2012
41-057-5360-51(12)	COMMUNITY COLLEGE DISTRICT 536	GODFREY	\$42,083	09/13/2012
44-063-2000-26(13)	COMMUNITY UNIT SCHOOL DIST 200	WOODSTOCK	\$51,558	09/13/2012
47-000-0000-00(13)	REGIONAL OFFICE OF EDUCATION47	DIXON	\$126,696	09/13/2012
50-082-2010-17(11)	BELLEVILLE TWP HSD 201	BELLEVILLE	\$67,688	09/19/2012
51-000-0000-00(13)	REGIONAL OFFICE OF EDUCATION51	SPRINGFIELD	\$189,989	09/05/2012
			\$2,583,768	

Program: 2013 - 3696, Regional Safe Schools

<u>RCDT</u>	<u>District Name</u>	<u>City</u>	<u>Budget Amt</u>	<u>Approval Date</u>
02-000-0000-00(00)	REGIONAL OFFICE OF EDUCATION02	ULLIN	\$53,649	09/21/2012
04-000-0000-00(00)	REGIONAL OFFICE OF EDUCATION04	LOVES PARK	\$169,334	09/11/2012
06-000-0000-00(00)	INTERMEDIATE SERVICE CENTER 2	LA GRANGE	\$253,797	09/19/2012
12-000-0000-00(00)	REGIONAL OFFICE OF EDUCATION12	OLNEY	\$58,265	09/18/2012
17-000-0000-00(00)	REGIONAL OFFICE OF EDUCATION17	NORMAL	\$114,217	09/28/2012
35-000-0000-00(00)	REGIONAL OFFICE OF EDUCATION35	OTTAWA	\$72,174	09/11/2012
47-000-0000-00(00)	REGIONAL OFFICE OF EDUCATION47	DIXON	\$66,985	09/21/2012
56-000-0000-00(00)	REGIONAL OFFICE OF EDUCATION56	NEW LENOX	\$312,418	09/20/2012
			\$1,100,839	

Program: 2013 - 3705, Early Childhood - Block Grant

<u>RCDT</u>	<u>District Name</u>	<u>City</u>	<u>Budget Amt</u>	<u>Approval Date</u>
02-061-0380-26(00)	JOPPA-MAPLE GROVE UD 38	JOPPA	\$55,667	09/10/2012
02-091-0170-22(00)	COBDEN SUD 17	COBDEN	\$110,352	09/10/2012
04-101-1220-22(00)	HARLEM CONSOLIDATED SD 122	MACHESNEY PA	\$110,352	09/06/2012
04-101-2050-25(01)	SCHOOL DIST 205 BOARD OF	ROCKFORD	\$638,313	09/10/2012
05-016-0630-02(00)	EAST MAINE SD 63	DES PLAINES	\$275,880	09/10/2012
05-016-197P-00(01)	INFANT WELFARE SOCIETY	EVANSTON	\$93,479	09/10/2012
06-016-1020-02(00)	COOK CO SCHOOL DIST 102	LA GRANGE PAR	\$110,352	09/13/2012
06-016-1050-02(00)	LA GRANGE SD 105	LAGRANGE	\$110,352	09/17/2012

**ILLINOIS STATE BOARD OF EDUCATION
FUNDING AND DISBURSEMENT SERVICES DIVISION
100 NORTH FIRST STREET, SPRINGFIELD, IL 62777**

Approved Grants Less Than 1 Million

Thru Date:(09/01/2012-09/30/2012)

06-016-2010-17(01)	COOK COUNTY HSD 201	CICERO	\$86,227	09/04/2012
06-016-416P-00(01)	LEES INFANT & CHILD CARE CE	BROADVIEW	\$76,494	09/17/2012
07-016-1170-02(00)	NORTH PALOS SD 117	PALOS HILLS	\$611,218	09/04/2012
07-016-1230-02(00)	OAK LAWN-HOMETOWN S D 123	OAK LAWN	\$165,528	09/25/2012
07-016-1240-02(00)	EVERGREEN PARK ESD 124	EVERGREEN PA	\$137,454	09/10/2012
07-016-1250-02(00)	ATWOOD HEIGHTS DISTRICT 125	ALSIP	\$110,554	09/04/2012
07-016-1260-02(00)	ALSIP-HAZLGRN-OAKLWN SD 126	ALSIP	\$101,156	09/04/2012
07-016-1420-02(01)	FOREST RIDGE SD 142	OAK FOREST	\$121,441	09/05/2012
07-016-1435-02(01)	POSEN-ROBBINS ELEM SD 1435	POSEN	\$70,625	09/04/2012
07-016-1440-02(00)	PRAIRIE-HILLS ELEM SD 144	MARKHAM	\$220,704	09/11/2012
07-016-1450-02(00)	ARBOR PARK SD 145	OAK FOREST	\$223,923	09/04/2012
07-016-1460-04(00)	COMMUNITY CONS SCH DIST 146	TINLEY PARK	\$386,232	09/24/2012
07-016-1460-04(01)	COMMUNITY CONS SCH DIST 146	TINLEY PARK	\$85,132	09/27/2012
07-016-1470-02(00)	W HARVEY-DIXMOOR PUB SD 147	HARVEY	\$456,928	09/04/2012
07-016-1510-02(00)	COOK COUNTY SCHOOL DIST 151	SOUTH HOLLAN	\$275,858	09/05/2012
07-016-1570-02(00)	COUNTY OF COOK SCHOOL DIST 157	CALUMET CITY	\$103,447	09/26/2012
07-016-1600-02(00)	COUNTRY CLUB HILLS SD 160	COUNTRY CLUB H	\$110,352	09/10/2012
07-016-1610-02(00)	FLOSSMOOR SD 161	FLOSSMOOR	\$67,539	09/12/2012
07-016-1690-02(00)	FORD HEIGHTS SD 169	FORD HEIGHTS	\$170,126	09/18/2012
07-016-8020-60(01)	SPEC EDUC COOP S COOK CO SP	CHICAGO HEIGH	\$103,915	09/12/2012
08-008-3140-26(01)	WEST CARROLL CUSD 314	THOMSON	\$110,568	09/07/2012
09-010-063P-00(01)	DEVELOPMENTAL SERVICES CENTE	CHAMPAIGN	\$164,592	09/04/2012
10-011-0040-26(00)	EDINBURG CUSD 4	EDINBURG	\$91,960	09/10/2012
10-068-0020-26(00)	PANHANDLE COMM UNIT SCH DIST	RAYMOND	\$110,352	09/10/2012
10-068-0030-26(00)	HILLSBORO CUSD 3	HILLSBORO	\$624,652	09/04/2012
10-068-0030-26(01)	HILLSBORO CUSD 3	HILLSBORO	\$47,098	09/04/2012
10-068-0120-26(00)	LITCHFIELD CUD 12	LITCHFIELD	\$331,056	09/07/2012
11-012-003C-26(00)	MARTINSVILLE CUSD 3C	MARTINSVILLE	\$55,176	09/04/2012
11-015-0020-26(00)	MATTOON CUSD 2	MATTOON	\$309,410	09/10/2012
11-021-3060-26(00)	ARCOLA CUSD 306	ARCOLA	\$167,091	09/05/2012
11-023-0010-26(00)	SHILOH CUSD 1	HUME	\$143,210	09/02/2012
11-023-0060-26(00)	COMMUNITY UNIT SCHOOL DIST NO 6	CHRISMAN	\$93,799	09/12/2012
11-023-0950-25(01)	SCHOOL DISTRICT NO 95	PARIS	\$77,121	09/04/2012
12-013-0100-26(00)	CLAY CITY CUSD 10	CLAY CITY	\$66,364	09/05/2012
12-013-0350-26(01)	FLORA CUSD 35	FLORA	\$70,666	09/10/2012
12-017-0010-26(00)	COUNTY OF CRAWFORD CUSD 1	HUTSONVILLE	\$80,298	09/10/2012
12-017-0020-26(01)	COMMUNITY UNIT SCHOOL DIST 2	ROBINSON	\$51,057	09/04/2012
12-017-0040-26(00)	OBLONG CUSD 4	OBLONG	\$55,176	09/11/2012
12-080-0010-26(00)	EAST RICHLAND CUSD 1	OLNEY	\$318,484	09/07/2012
12-080-0010-26(01)	EAST RICHLAND CUSD 1	OLNEY	\$111,039	09/07/2012
13-000-0000-00(00)	REGIONAL OFFICE OF EDUCATION13	CARLYLE	\$882,816	09/04/2012
13-014-0030-26(00)	WESCLIN CUSD 3	TRENTON	\$154,959	09/19/2012
13-014-0030-26(01)	WESCLIN CUSD 3	TRENTON	\$26,964	09/11/2012
15-016-022P-00(00)	CHILDRENS HOME AND AID SOCI	CHICAGO	\$437,641	09/04/2012
15-016-335P-00(01)	OUNCE OF PREVENTION FUND	CHICAGO	\$836,132	09/04/2012
15-016-375P-00(01)	CHILDSERV	CHICAGO	\$461,247	09/13/2012
15-016-562P-00(01)	HENRY BOOTH HOUSE	CHICAGO	\$163,211	09/10/2012
15-016-575P-00(01)	CHINESE AMERICAN SERV LEAGUE	CHICAGO	\$128,744	09/04/2012
16-019-4260-26(00)	HIAWATHA CUSD 426	KIRKLAND	\$110,062	09/24/2012

**ILLINOIS STATE BOARD OF EDUCATION
FUNDING AND DISBURSEMENT SERVICES DIVISION
100 NORTH FIRST STREET, SPRINGFIELD, IL 62777**

Approved Grants Less Than 1 Million

Thru Date:(09/01/2012-09/30/2012)

16-019-4280-26(00)	DEKALB CUSD 428	DE KALB	\$496,584	09/07/2012
17-053-0050-26(00)	WOODLAND CUSD 5	STREATOR	\$94,788	09/24/2012
17-053-006J-26(00)	TRI- POINT CUSD 6-J	KEMPTON	\$99,300	09/07/2012
17-053-4290-04(00)	PONTIAC CCSD 429	PONTIAC	\$220,704	09/07/2012
17-053-4380-04(00)	SAUNEMIN CCSD 438	SAUNEMIN	\$42,605	09/07/2012
17-064-0050-26(00)	MCLEAN COUNTY UD 5	NORMAL	\$383,284	09/12/2012
17-064-0190-26(00)	RIDGEVIEW CUSD 19	COLFAX	\$125,433	09/13/2012
19-022-0020-02(01)	BENSENVILLE ELEM SCH DIST 2	BENSENVILLE	\$45,980	09/06/2012
19-022-0040-02(00)	COUNTY OF DUPAGE SCHOOL DIST 4	ADDISON	\$321,860	09/04/2012
19-022-0200-02(00)	KEENEYVILLE SD 20	HANOVER PARK	\$140,515	09/07/2012
19-022-0200-02(01)	KEENEYVILLE SD 20	HANOVER PARK	\$48,923	09/04/2012
19-022-0440-02(00)	LOMBARD SD 44	LOMBARD	\$215,186	09/07/2012
19-022-0450-02(00)	VILLA PARK SD 45	VILLA PARK	\$227,841	09/07/2012
19-022-0930-04(00)	COMMUNITY CONS SCHOOL DIST 93	CAROL STREAM	\$55,176	09/06/2012
19-022-1800-04(00)	COMM CONS SCH DIST 180	BURR RIDGE	\$110,352	09/04/2012
19-022-2010-26(00)	COMMUNITY UNIT SCHOOL DIST 201	WESTMONT	\$108,690	09/06/2012
19-022-2030-26(00)	COMMUNITY UNIT DISTRICT 203	NAPERVILLE	\$331,056	09/24/2012
19-022-2030-26(01)	COMMUNITY UNIT DISTRICT 203	NAPERVILLE	\$119,548	09/24/2012
19-022-2040-26(00)	INDIAN PRAIRIE 204	NAPERVILLE	\$220,704	09/11/2012
19-022-2050-26(00)	ELMHURST SD 205	ELMHURST	\$100,742	09/14/2012
20-076-0010-26(00)	POPE CO CUD 1	GOLCONDA	\$179,021	09/24/2012
20-083-0020-26(00)	CARRIER MILLS-STONEFORT CUSD 2	CARRIER MILLS	\$87,136	09/04/2012
20-083-0040-26(00)	ELDORADO CUSD 4	ELDORADO	\$250,189	09/04/2012
20-093-0170-24(00)	ALLENDALE CCSD 17	ALLENDALE	\$55,176	09/06/2012
20-093-3480-26(01)	WABASH CUSD 348	MOUNT CARMEL	\$77,708	09/12/2012
20-096-2000-26(00)	NORTH WAYNE CUSD 200	CISNE	\$62,134	09/06/2012
20-097-0010-26(00)	GRAYVILLE CUSD 1	GRAYVILLE	\$102,337	09/13/2012
20-097-0030-26(00)	NORRIS CITY-OMAHA-ENFIELD CU 3	NORRIS CITY	\$114,834	09/28/2012
20-097-0050-26(00)	CARMI-WHITE COUNTY CUSD 5	CARMI	\$240,052	09/10/2012
22-029-0020-26(00)	V I T UNIT SCHOOL DIST 2	TABLE GROVE	\$110,352	09/20/2012
22-029-0030-26(00)	FULTON COUNTY CUSD 3	CUBA	\$56,265	09/11/2012
22-029-0660-25(00)	CANTON UNION SD 66	CANTON	\$220,704	09/19/2012
22-029-0970-26(00)	LEWISTOWN SCHOOL DISTRICT 97	LEWISTOWN	\$110,352	09/05/2012
22-085-0050-26(00)	SCHUYLER-INDUSTRY CUSD 5	RUSHVILLE	\$245,579	09/11/2012
24-047-0880-26(00)	PLANO CUSD 88	PLANO	\$301,389	09/14/2012
24-047-3080-26(00)	OSWEGO CUSD 308	OSWEGO	\$803,454	09/14/2012
25-041-5210-51(00)	REND LAKE COLL DIST 521	INA	\$64,128	09/11/2012
26-034-3250-26(00)	NAUVOO-COLUSA CUSD 325	NAUVOO	\$110,275	09/24/2012
30-039-1860-26(01)	COUNTY OF JACKSON	MURPHYSBORO	\$812,289	09/14/2012
31-045-0460-22(01)	SCHOOL DISTRICT U-46	ELGIN	\$301,533	09/04/2012
31-045-061P-00(01)	SMARTSTEPS	AURORA	\$168,618	09/24/2012
31-045-1290-22(01)	AURORA WEST SCHOOL DIST 129	AURORA	\$80,925	09/07/2012
32-046-0010-26(00)	MOMENCE COMM UNIT SCH DIST 1	MOMENCE	\$220,704	09/04/2012
32-046-0530-02(01)	BOURBONNAIS ESD 53	BOURBONNAIS	\$43,968	09/04/2012
32-046-0610-02(00)	BRADLEY SD 61	BRADLEY	\$499,505	09/04/2012
32-046-2590-04(01)	PEMBROKE CCSD 259	HOPKINS PARK	\$162,769	09/04/2012
34-049-0340-04(00)	ANTIOCH CCSD 34	ANTIOCH	\$275,880	09/24/2012
34-049-0340-04(01)	ANTIOCH CCSD 34	ANTIOCH	\$53,015	09/21/2012
34-049-034P-00(00)	HIGHLAND PK COM NUR SCH & DC	HIGHLAND PARK	\$110,352	09/25/2012

**ILLINOIS STATE BOARD OF EDUCATION
FUNDING AND DISBURSEMENT SERVICES DIVISION
100 NORTH FIRST STREET, SPRINGFIELD, IL 62777**

Approved Grants Less Than 1 Million

Thru Date:(09/01/2012-09/30/2012)

34-049-0560-02(00)	GURNEE SD 56	GURNEE	\$124,200	09/21/2012
34-049-0600-26(01)	COMMUNITY UNIT SCHOOL DIST 60	WAUKEGAN	\$147,136	09/28/2012
34-049-065P-00(01)	YWCA OF LAKE COUNTY	GURNEE	\$314,203	09/10/2012
34-049-0730-04(00)	HAWTHORN CCSD 73	VERNON HILLS	\$331,056	09/19/2012
34-049-0750-02(00)	COUNTY OF LAKE SCHOOL DIST 75	MUNDELEIN	\$306,647	09/06/2012
34-049-1120-02(00)	NORTH SHORE SD 112	HIGHLAND PARK	\$427,927	09/24/2012
34-049-1140-02(00)	FOX LAKE GSD 114	SPRING GROVE	\$185,664	09/06/2012
34-049-1160-26(00)	ROUND LAKE AREA SD 116	ROUND LAKE	\$234,130	09/21/2012
34-049-1870-26(00)	NORTH CHICAGO SD 187	NORTH CHICAG	\$551,760	09/17/2012
34-049-2200-26(00)	COMMUNITY UNIT SCH DIST 220	BARRINGTON	\$241,883	09/21/2012
35-050-1250-02(00)	OGLESBY ESD 125	OGLESBY	\$432,506	09/04/2012
35-050-1250-02(01)	OGLESBY ESD 125	OGLESBY	\$40,427	09/05/2012
35-050-1410-02(00)	OTTAWA ESD 141	OTTAWA	\$524,996	09/04/2012
35-050-2890-04(00)	MENDOTA COMMUNITY CONS SD 289	MENDOTA	\$119,528	09/26/2012
35-050-2890-04(01)	MENDOTA COMMUNITY CONS SD 289	MENDOTA	\$57,038	09/24/2012
38-060-1260-26(01)	HAVANA CUSD 126	HAVANA	\$87,362	09/05/2012
39-055-0010-26(00)	ARGENTA-OREANA CUSD 1	ARGENTA	\$174,285	09/19/2012
39-055-0010-26(01)	ARGENTA-OREANA CUSD 1	ARGENTA	\$20,792	09/14/2012
39-055-0110-26(00)	WARRENSBURG-LATHAM CUSD 11	WARRENSBURG	\$110,352	09/04/2012
39-055-0610-AA(00)	ROBERTSON CHARTER SCHOOL	DECATUR	\$110,352	09/06/2012
39-074-0390-26(00)	ATWOOD HAMMOND CUSD 39	ATWOOD	\$55,213	09/06/2012
39-074-0570-26(00)	DELAND-WELDON CUSD 57	DE LAND	\$73,568	09/26/2012
40-042-1000-26(00)	JERSEY CUSD 100	JERSEYVILLE	\$623,503	09/05/2012
40-042-1000-26(01)	JERSEY CUSD 100	JERSEYVILLE	\$114,950	09/10/2012
40-056-0020-26(00)	NORTHWESTERN CUSD 2	PALMYRA	\$110,352	09/04/2012
40-056-0070-26(00)	GILLESPIE CUSD 7	GILLESPIE	\$110,352	09/05/2012
40-056-0340-26(00)	NORTH MAC CUSD 34	GIRARD	\$455,202	09/05/2012
41-057-0010-26(00)	ROXANA CUSD 1	ROXANA	\$275,880	09/06/2012
41-057-0010-26(01)	ROXANA CUSD 1	ROXANA	\$41,570	09/26/2012
41-057-0070-26(00)	EDWARDSVILLE SD 7	EDWARDSVILLE	\$411,740	09/14/2012
41-057-0110-26(00)	ALTON CUSD 11	ALTON	\$714,884	09/21/2012
41-057-0110-26(01)	ALTON CUSD 11	ALTON	\$176,640	09/24/2012
41-057-0150-03(01)	WOOD RIVER-HARTFORD ESD 15	WOOD RIVER	\$41,382	09/13/2012
41-057-054P-00(00)	COUNTON LEARNING CENTERS INC	MARYVILLE	\$110,352	09/06/2012
43-102-0110-26(00)	EL PASO-GRIDLEY CUSD 11	EL PASO	\$165,528	09/04/2012
44-063-0120-26(00)	JOHNSBURG CUSD 12	JOHNSBURG	\$213,807	09/21/2012
44-063-1580-22(00)	HUNTLEY SCHOOL DISTRICT NO 158	ALGONQUIN	\$226,994	09/20/2012
44-063-2000-26(00)	COMMUNITY UNIT SCHOOL DIST 200	WOODSTOCK	\$993,167	09/07/2012
46-069-0060-26(00)	WAVERLY CUSD 6	WAVERLY	\$71,904	09/14/2012
46-069-0110-26(00)	MEREDOSIA-CHAMBERSBURG CUSD 11	MEREDOSIA	\$68,970	09/06/2012
46-086-0010-26(00)	COMMUNITY UNIT SCHOOL DISTRICT 1	WINCHESTER	\$220,704	09/12/2012
47-071-2230-26(00)	MERIDIAN CUSD 223	STILLMAN VALLE	\$110,352	09/20/2012
50-082-0190-26(00)	MASCOUTAH CUD 19	MASCOUTAH	\$203,403	09/10/2012
50-082-0190-26(01)	MASCOUTAH CUD 19	MASCOUTAH	\$18,466	09/07/2012
50-082-066P-00(00)	DISCOVERY SCHOOL	OFALLON	\$165,528	09/10/2012
50-082-0850-02(00)	SHILOH VILLAGE SD 85	OFALLON	\$97,478	09/04/2012
50-082-1750-02(01)	HARMONY EMGE SD 175	BELLEVILLE	\$51,484	09/11/2012
50-082-1880-22(00)	BROOKLYN UD 188	LOVEJOY	\$80,493	09/06/2012
50-082-1960-26(00)	DUPO CUSD 196	DUPO	\$244,614	09/12/2012

**ILLINOIS STATE BOARD OF EDUCATION
FUNDING AND DISBURSEMENT SERVICES DIVISION
100 NORTH FIRST STREET, SPRINGFIELD, IL 62777**

Approved Grants Less Than 1 Million

Thru Date: (09/01/2012-09/30/2012)

51-084-0140-26(00)	RIVERTON CUSD 14	RIVERTON	\$329,940	09/12/2012
56-099-070C-04(00)	LARAWAY CCSD 70C	JOLIET	\$331,056	09/04/2012
56-099-255U-26(00)	REED CUSTER CUSD 255U	BRAIDWOOD	\$86,810	09/04/2012
56-099-365U-26(00)	VALLEY VIEW CUSD 365U	ROMEOVILLE	\$154,493	09/13/2012
56-099-5270-51(00)	GOVERNORS STATE UNIVERSITY	UNIV PARK	\$321,795	09/05/2012
65-108-5530-51(01)	BETHEL NEW LIFE	CHICAGO	\$272,597	09/10/2012
			\$33,187,874	

Program: 2013 - 3730, ROE/ISC Operations

<u>RCDT</u>	<u>District Name</u>	<u>City</u>	<u>Budget Amt</u>	<u>Approval Date</u>
05-000-0000-00(01)	INTERMEDIATE SERVICE CENTER 1	DES PLAINES	\$108,977	09/13/2012
06-000-0000-00(01)	INTERMEDIATE SERVICE CENTER 2	LA GRANGE	\$108,977	09/13/2012
07-000-0000-00(01)	INTERMEDIATE SERVICE CENTER 4	CHICAGO HTS	\$108,977	09/13/2012
19-000-0000-00(00)	REGIONAL OFFICE OF EDUCATION19	WHEATON	\$110,369	09/19/2012
			\$437,300	

Program: 2013 - 3780, Technology for Success

<u>RCDT</u>	<u>District Name</u>	<u>City</u>	<u>Budget Amt</u>	<u>Approval Date</u>
06-000-0000-00(00)	INTERMEDIATE SERVICE CENTER 2	LA GRANGE	\$120,976	09/13/2012
08-000-0000-00(00)	REGIONAL OFFICE OF EDUCATION08	STOCKTON	\$17,048	09/05/2012
09-000-0000-00(00)	REGIONAL OFFICE OF EDUCATION09	RANTOUL	\$110,812	09/13/2012
12-000-0000-00(00)	REGIONAL OFFICE OF EDUCATION12	OLNEY	\$87,610	09/13/2012
19-000-0000-00(00)	REGIONAL OFFICE OF EDUCATION19	WHEATON	\$43,685	09/19/2012
30-000-0000-00(00)	REGIONAL OFFICE OF EDUCATION30	MURPHYSBORO	\$48,185	09/05/2012
31-000-0000-00(00)	REGIONAL OFFICE OF EDUCATION31	GENEVA	\$34,487	09/06/2012
34-000-0000-00(00)	REGIONAL OFFICE OF EDUCATION34	GRAYSLAKE	\$36,072	09/06/2012
35-000-0000-00(00)	REGIONAL OFFICE OF EDUCATION35	OTTAWA	\$14,500	09/26/2012
41-000-0000-00(00)	REGIONAL OFFICE OF EDUCATION41	EDWARDSVILLE	\$122,068	09/13/2012
48-000-0000-00(00)	REGIONAL OFFICE OF EDUCATION48	PEORIA	\$91,119	09/06/2012
49-000-0000-00(00)	REGIONAL OFFICE OF EDUCATION49	MOLINE	\$26,761	09/13/2012
			\$753,323	

Program: 2013 - 3962, Arts Education & Foreign Language Assistanc

<u>RCDT</u>	<u>District Name</u>	<u>City</u>	<u>Budget Amt</u>	<u>Approval Date</u>
02-077-1010-26(M1)	MERIDIAN CUSD 101	MOUNDS	\$41,447	09/17/2012
26-062-1700-26(M1)	BUSHNELL PRAIRIE CITY CUSD 170	BUSHNELL	\$13,676	09/17/2012
44-063-2000-26(M1)	COMMUNITY UNIT SCHOOL DIST 200	WOODSTOCK	\$20,421	09/17/2012
			\$75,544	

Program: 2013 - 3999, Other State Programs

<u>RCDT</u>	<u>District Name</u>	<u>City</u>	<u>Budget Amt</u>	<u>Approval Date</u>
09-010-5450-51(00)	UNIVERSITY OF ILLINOIS	CHAMPAIGN	\$135,000	09/24/2012
			\$135,000	

Program: 2013 - 4107, Title VI - Rural Education Initiative

<u>RCDT</u>	<u>District Name</u>	<u>City</u>	<u>Budget Amt</u>	<u>Approval Date</u>
13-058-1350-02(00)	CENTRALIA SD 135	CENTRALIA	\$24,466	09/28/2012
			\$24,466	

Program: 2013 - 4300, Title I - Low Income

<u>RCDT</u>	<u>District Name</u>	<u>City</u>	<u>Budget Amt</u>	<u>Approval Date</u>
-------------	----------------------	-------------	-------------------	----------------------

**ILLINOIS STATE BOARD OF EDUCATION
FUNDING AND DISBURSEMENT SERVICES DIVISION
100 NORTH FIRST STREET, SPRINGFIELD, IL 62777**

Approved Grants Less Than 1 Million

Thru Date:(09/01/2012-09/30/2012)

01-001-0010-26(00)	COMMUNITY UNIT SCH DIST NO 1	PAYSON	\$130,771	09/28/2012
01-075-0100-26(00)	PIKELAND CUSD 10	PITTSFIELD	\$354,989	09/24/2012
02-002-0010-22(00)	CAIRO SD 1	CAIRO	\$743,059	09/20/2012
02-002-0050-26(00)	EGYPTIAN CUSD 5	TAMMS	\$522,806	09/20/2012
02-061-0010-26(00)	MASSAC UD 1	METROPOLIS	\$613,386	09/28/2012
02-091-0170-22(00)	COBDEN SUD 17	COBDEN	\$197,378	09/28/2012
02-091-0370-04(00)	ANNA SD 37	ANNA	\$257,605	09/20/2012
02-091-0430-04(00)	JONESBORO CCSD 43	JONESBORO	\$162,862	09/20/2012
02-091-0810-16(00)	ANNA JONESBORO CHSD 81	ANNA	\$181,880	09/28/2012
03-025-0200-26(00)	BEECHER CITY CUSD 20	BEECHER CITY	\$85,540	09/20/2012
05-016-0740-02(00)	LINCOLNWOOD SD 74	LINCOLNWOOD	\$323,971	09/05/2012
06-016-0780-02(00)	BOARD OF EDUCATION DIST 78	ROSEMONT	\$58,077	09/25/2012
07-016-1080-02(00)	WILLOW SPRINGS SD 108	WILLOW SPRIN	\$106,250	09/13/2012
07-016-1100-02(00)	CENTRAL STICKNEY SD 110	CHICAGO	\$92,079	09/13/2012
07-016-1230-02(00)	OAK LAWN-HOMETOWN S D 123	OAK LAWN	\$604,352	09/10/2012
07-016-1280-02(00)	PALOS HEIGHTS SD 128	PALOS HEIGHTS	\$78,554	09/21/2012
07-016-1330-02(00)	COOK COUNTY SCHOOL DISTRICT 133	RIVERDALE	\$469,803	09/21/2012
07-016-1400-02(00)	KIRBY SD 140	TINLEY PARK	\$416,755	09/20/2012
09-010-0080-26(00)	HERITAGE CUSD 8	HOMER	\$114,125	09/13/2012
09-010-1420-04(00)	LUDLOW CCSD 142	LUDLOW	\$48,199	09/28/2012
09-010-1690-04(00)	ST JOSEPH CCD 169	ST JOSEPH	\$65,826	09/24/2012
09-010-3050-16(00)	ST JOSEPH OGDEN CHSD305	SAINT JOSEPH	\$21,035	09/18/2012
09-027-0050-26(00)	GIBSON-MELVIN-SIBLEY CUSD 5	GIBSON CITY	\$118,266	09/10/2012
10-011-0030-26(00)	COUNTY OF CHRISTIAN TAYLORVILLE	TAYLORVILLE	\$507,559	09/07/2012
10-068-0020-26(00)	PANHANDLE COMM UNIT SCH DIST	RAYMOND	\$143,956	09/10/2012
10-068-0030-26(00)	HILLSBORO CUSD 3	HILLSBORO	\$556,994	09/20/2012
11-012-002C-26(00)	MARSHALL CUSD 2C	MARSHALL	\$233,892	09/25/2012
11-012-004C-26(00)	CASEY-WESTFIELD CUSD 4C	CASEY	\$293,979	09/17/2012
11-021-3010-26(00)	TUSCOLA CUSD 301	TUSCOLA	\$85,616	09/20/2012
11-021-3020-26(00)	VILLA GROVE CUSD 302	VILLA GROVE	\$74,386	09/24/2012
12-017-0010-26(00)	COUNTY OF CRAWFORD CUSD 1	HUTSONVILLE	\$82,238	09/07/2012
13-095-0490-04(00)	NASHVILLE CCSD 49	NASHVILLE	\$67,239	09/18/2012
17-053-0080-26(00)	PRAIRIE CENTRAL CUSD 8	FAIRBURY	\$280,477	09/07/2012
17-064-0070-26(00)	LEXINGTON CUSD 7	LEXINGTON	\$56,815	09/24/2012
19-022-0160-02(00)	QUEEN BEE SD 16	GLENDALE HTS	\$253,550	09/25/2012
20-035-0010-26(00)	HARDIN CNTY CUD 1	ELIZABETHTOW	\$232,757	09/07/2012
20-083-0030-26(00)	HARRISBURG CUSD 3	HARRISBURG	\$654,607	09/07/2012
20-083-0040-26(00)	ELDORADO CUSD 4	ELDORADO	\$475,520	09/24/2012
20-096-0140-04(00)	COUNTY OF WAYNE	GEFF	\$21,208	09/24/2012
20-096-1120-04(00)	FAIRFIELD PSD 112	FAIRFIELD	\$203,364	09/10/2012
20-097-0050-26(00)	CARMI-WHITE COUNTY CUSD 5	CARMI	\$386,958	09/24/2012
21-028-0990-26(00)	CHRISTOPHER UNIT SCHOOL DIST 99	CHRISTOPHER	\$305,263	09/10/2012
21-100-0030-26(00)	COMMUNITY UNIT DISTRICT NO 3	MARION	\$69,396	09/28/2012
21-100-0040-26(00)	HERRIN CUSD 4	HERRIN	\$941,454	09/28/2012
26-062-1700-26(00)	BUSHNELL PRAIRIE CITY CUSD 170	BUSHNELL	\$203,228	09/10/2012
28-006-0990-04(00)	SPRING VALLEY CCSD 99	SPRING VALLEY	\$128,239	09/24/2012
28-006-3030-26(00)	LAMOILLE CUSD 303	LA MOILLE	\$112,741	09/24/2012
28-006-3400-26(00)	BUREAU VALLEY CUSD 340	MANLIUS	\$245,795	09/10/2012
28-037-2240-26(00)	GALVA CUSD 224	GALVA	\$100,217	09/10/2012

**ILLINOIS STATE BOARD OF EDUCATION
FUNDING AND DISBURSEMENT SERVICES DIVISION
100 NORTH FIRST STREET, SPRINGFIELD, IL 62777**

Approved Grants Less Than 1 Million

Thru Date:(09/01/2012-09/30/2012)

28-037-2260-26(00)	ANNAWAN CUSD 226	ANNAWAN	\$38,163	09/18/2012
32-038-0060-26(00)	CISSNA PARK CUSD 6	CISSNA PARK	\$87,668	09/21/2012
32-038-0090-26(00)	IROQUOIS COUNTY CUSD 9	WATSEKA	\$401,715	09/05/2012
32-038-2330-17(00)	MILFORD TWP HSD 233	MILFORD	\$42,240	09/14/2012
32-038-2800-04(00)	MILFORD CCSD 280	MILFORD	\$105,948	09/17/2012
32-046-2560-04(00)	ST ANNE CCSD 256	ST ANNE	\$99,176	09/11/2012
32-046-2580-04(00)	COUNTY OF KANKAKEE SCH DIST 258	BOURBONNAIS	\$47,413	09/13/2012
33-048-2080-26(00)	R O V V A CUSD 208	ONEIDA	\$84,776	09/24/2012
34-049-0010-02(00)	WINTHROP HARBOR SD 1	WINTHROP HARB	\$55,693	09/19/2012
34-049-0760-02(00)	SCHOOL DIST 76	MUNDELEIN	\$220,638	09/21/2012
35-050-0440-02(00)	STREATOR ELEMENTARY SD 44	STREATOR	\$607,662	09/13/2012
35-050-1850-04(00)	COUNTY OF LASALLE	UTICA	\$31,063	09/14/2012
38-054-0230-26(00)	MOUNT PULASKI CUD 23	MOUNT PULASKI	\$57,690	09/18/2012
38-054-0270-02(00)	LINCOLN ESD 27	LINCOLN	\$364,646	09/18/2012
38-054-0610-04(00)	CHESTER-EAST LINCOLN CCSD 61	LINCOLN	\$44,358	09/10/2012
38-054-0920-04(00)	WEST LINCOLN-BROADWELL ESD 92	LINCOLN	\$17,749	09/24/2012
38-060-1910-26(00)	MIDWEST CENTRAL CUD 191	MANITO	\$157,360	09/24/2012
38-065-2130-26(00)	ATHENS CUSD 213	ATHENS	\$100,824	09/10/2012
40-007-0400-26(00)	CALHOUN CUSD 40	HARDIN	\$91,061	09/19/2012
43-102-0690-02(00)	GERMANTOWN HILLS SD 69	METAMORA	\$23,254	09/17/2012
48-072-0680-02(00)	OAK GROVE SD 68	BARTONVILLE	\$59,363	09/17/2012
48-072-3220-26(00)	ELMWOOD CUSD 322	ELMWOOD	\$65,516	09/24/2012
49-081-0360-02(00)	CARBON CLIFF-BARSTOW SD 36	SILVIS	\$135,510	09/24/2012
49-081-1000-26(00)	RIVERDALE CUSD 100	PORT BYRON	\$82,761	09/10/2012
49-081-2000-26(00)	SCHOOL DISTRICT 200 SHERRARD COM	SHERRARD	\$145,562	09/10/2012
49-081-3000-26(00)	ROCKRIDGE CUSD 300	TAYLOR RIDGE	\$81,728	09/07/2012
50-082-1160-02(00)	HIGH MOUNT SD 116	SWANSEA	\$109,442	09/07/2012
51-084-0110-26(00)	PAWNEE COMM UNIT SCHOOL DIST	PAWNEE	\$73,272	09/24/2012
51-084-0140-26(00)	RIVERTON CUSD 14	RIVERTON	\$167,237	09/18/2012
53-090-0500-02(00)	DISTRICT 50 SCHOOLS	WASHINGTON	\$153,820	09/25/2012
53-090-0860-02(00)	EAST PEORIA SD 86	EAST PEORIA	\$317,471	09/05/2012
53-090-3080-16(00)	WASHINGTON CHSD 308	WASHINGTON	\$94,109	09/24/2012
54-092-0010-26(00)	BISMARCK CUSD 1	BISMARCK	\$118,318	09/20/2012
54-092-0020-26(00)	WESTVILLE CUSD 2	WESTVILLE	\$636,757	09/24/2012
54-092-0040-26(00)	GEORGETOWN-RIDGE FARM CUSD 4	GEORGETOWN	\$458,148	09/18/2012
56-099-030C-04(00)	TROY CCSD 30C	PLAINFIELD	\$406,885	09/11/2012
56-099-1590-02(00)	MOKENA SD 159	MOKENA	\$119,825	09/17/2012
			\$18,389,837	

Program: 2013 - 4305, Title I - Low Income - Neglected Priv.

<u>RCDT</u>	<u>District Name</u>	<u>City</u>	<u>Budget Amt</u>	<u>Approval Date</u>
25-041-0800-02(00)	MT VERNON CITY SCHOOL 80	MOUNT VERNON	\$17,370	09/27/2012
			\$17,370	

Program: 2013 - 4340, Title I - Migrant Education

<u>RCDT</u>	<u>District Name</u>	<u>City</u>	<u>Budget Amt</u>	<u>Approval Date</u>
15-016-5050-51(00)	ILLINOIS MIGRANT COUNCIL	CHICAGO	\$197,007	09/10/2012
			\$197,007	

Program: 2013 - 4421, Title IV - 21st Century Comm Learning Centers

**ILLINOIS STATE BOARD OF EDUCATION
FUNDING AND DISBURSEMENT SERVICES DIVISION
100 NORTH FIRST STREET, SPRINGFIELD, IL 62777**

Approved Grants Less Than 1 Million

Thru Date:(09/01/2012-09/30/2012)

<u>RCDT</u>	<u>District Name</u>	<u>City</u>	<u>Budget Amt</u>	<u>Approval Date</u>
15-016-022P-00(12)	CHILDRENS HOME AND AID SOCI	CHICAGO	\$300,000	09/25/2012
15-016-191P-00(10)	METROPOLITAN FAMILY SERVICES	CHICAGO	\$675,000	09/25/2012
15-016-191P-00(12)	METROPOLITAN FAMILY SERVICES	CHICAGO	\$750,000	09/25/2012
15-016-206P-00(10)	CHICAGO YOUTH CENTERS	CHICAGO	\$405,000	09/25/2012
15-016-206P-00(12)	CHICAGO YOUTH CENTERS	CHICAGO	\$600,000	09/25/2012
19-022-0330-02(10)	WEST CHICAGO SD 33	WEST CHICAGO	\$135,000	09/25/2012
19-022-0330-02(12)	WEST CHICAGO SD 33	WEST CHICAGO	\$450,000	09/25/2012
25-041-0800-02(10)	MT VERNON CITY SCHOOL 80	MOUNT VERNON	\$270,000	09/25/2012
27-000-0000-00(10)	REGIONAL OFFICE OF EDUCATION27	MONMOUTH	\$268,814	09/25/2012
32-046-3020-16(09)	ST ANNE CHSD 302	SAINT ANNE	\$93,750	09/25/2012
48-072-1500-25(10)	BOARD OF EDUCATION CITY OF	PEORIA	\$270,000	09/26/2012
64-108-8295-51(09)	FIRMAN COMMUNITY SERVICES	CHICAGO	\$187,500	09/25/2012
65-108-1580-51(09)	DRIVEN AND EMPOWERED YOUTH INC	CHICAGO	\$281,250	09/25/2012
65-108-1580-51(21)	DRIVEN AND EMPOWERED YOUTH INC	CHICAGO	\$217,933	09/14/2012
65-108-1580-51(22)	DRIVEN AND EMPOWERED YOUTH INC	CHICAGO	\$150,000	09/25/2012
65-108-1585-51(22)	CENTER FOR COMMUNITY ACADEMIC	CHICAGO	\$95,000	09/04/2012
65-108-1655-51(10)	AMERICA SCORES CHICAGO	CHICAGO	\$134,950	09/25/2012
65-108-1665-51(12)	THE BRIGHTON	CHICAGO	\$300,000	09/25/2012
65-108-1875-51(12)	URBAN GATEWAYS	CHICAGO	\$150,000	09/25/2012
65-108-9335-51(09)	ENLACE CHICAGO	CHICAGO	\$93,750	09/26/2012
65-108-9410-51(10)	CITIES IN SCHOOLS AURORA 2000	AURORA	\$135,000	09/25/2012
65-108-9410-51(12)	CITIES IN SCHOOLS AURORA 2000	AURORA	\$600,000	09/25/2012
65-108-9825-51(09)	CENTRAL STATES SER	CHICAGO	\$375,000	09/25/2012
65-108-9825-51(10)	CENTRAL STATES SER	CHICAGO	\$135,000	09/25/2012
			\$7,072,947	

Program: 2013 - 4600, Fed. - Sp. Ed. - Pre-School Flow Through

<u>RCDT</u>	<u>District Name</u>	<u>City</u>	<u>Budget Amt</u>	<u>Approval Date</u>
04-101-1220-22(00)	HARLEM CONSOLIDATED SD 122	MACHESNEY PA	\$37,967	09/25/2012
05-016-0540-04(00)	SCHAUMBURG CCSD 54	SCHAUMBURG	\$149,413	09/26/2012
05-016-0620-04(00)	COMMUNITY CONS SCH DIST 62	DES PLAINES	\$31,700	09/24/2012
05-016-0650-04(00)	EVANSTON C C SCHOOL DIST 65	EVANSTON	\$63,291	09/13/2012
06-016-0970-02(00)	OAK PARK SD 97	OAK PARK	\$66,732	09/19/2012
06-016-0980-61(00)	FED OF DISTRICTS FOR SPEC ED	BERWYN	\$197,075	09/17/2012
08-089-1450-61(00)	NORTHWEST SP ED COOPERATIVE	FREEPORT	\$128,138	09/18/2012
10-011-8010-60(00)	MID-STATE SPECIAL EDUCATION	MORRISONVILLE	\$119,434	09/17/2012
13-058-8010-60(00)	KASKASKIA SPECIAL ED DIST 801	CENTRALIA	\$160,826	09/07/2012
17-064-0050-61(00)	MACKINAW VALLEY SPEC EDUC AS	BLOOMINGTON	\$70,293	09/07/2012
17-064-0870-25(00)	BLOOMINGTON PUBLIC SCHOOLS	BLOOMINGTON	\$52,052	09/24/2012
19-022-2000-26(00)	COMMUNITY UNIT SCHOOL DIST 200	WHEATON	\$83,498	09/10/2012
31-045-0460-22(00)	SCHOOL DISTRICT U-46	ELGIN	\$185,004	09/10/2012
34-049-0600-26(00)	COMMUNITY UNIT SCHOOL DIST 60	WAUKEGAN	\$82,122	09/07/2012
34-049-2200-26(00)	COMMUNITY UNIT SCH DIST 220	BARRINGTON	\$51,160	09/11/2012
41-057-0100-26(00)	COLLINSVILLE CUSD 10	COLLINSVILLE	\$14,733	09/12/2012
50-082-1960-26(00)	DUPO CUSD 196	DUPO	\$24,500	09/21/2012
55-098-0000-61(00)	BI COUNTY SPECIAL EDUC COOP	STERLING	\$106,162	09/07/2012
			\$1,624,100	

Program: 2013 - 4605, Fed. - Sp. Ed. - Pre-School Discretionary

ILLINOIS STATE BOARD OF EDUCATION
 FUNDING AND DISBURSEMENT SERVICES DIVISION
 100 NORTH FIRST STREET, SPRINGFIELD, IL 62777

Approved Grants Less Than 1 Million

Thru Date: (09/01/2012-09/30/2012)

<u>RCDT</u>	<u>District Name</u>	<u>City</u>	<u>Budget Amt</u>	<u>Approval Date</u>
65-108-9000-80(R1)	ILLINOIS DEPT OF HUMAN SERVICES	SPRINGFIELD	\$28,092	09/17/2012
65-108-9000-80(RS)	ILLINOIS DEPT OF HUMAN SERVICES	SPRINGFIELD	\$20,645	09/17/2012
			\$48,737	

Program: 2013 - 4620, Fed. - Sp. Ed. - I.D.E.A. - Flow Through

<u>RCDT</u>	<u>District Name</u>	<u>City</u>	<u>Budget Amt</u>	<u>Approval Date</u>
05-016-0630-02(00)	EAST MAINE SD 63	DES PLAINES	\$766,935	09/05/2012
05-016-2190-17(00)	NILES TWP CHSD 219	SKOKIE	\$960,786	09/04/2012
07-016-9010-90(00)	SOUTHLAND COLLEGE PREP	RICHTON PARK	\$26,432	09/12/2012
16-019-4250-26(00)	COMMUNITY UNIT DIST 425	SHABBONA	\$140,101	09/12/2012
16-019-4290-26(00)	HINCKLEY BIG ROCK CUSD 429	HINCKLEY	\$150,867	09/12/2012
32-046-3070-16(00)	BRADLEY BOURBONNAIS CHSD 307	BRADLEY	\$463,633	09/26/2012
40-056-8010-60(00)	SOUTH MACOUPIN ASSOCIATION	STAUNTON	\$901,607	09/12/2012
41-057-0020-26(00)	TRIAD CUSD 2	TROY	\$714,176	09/04/2012
50-082-1960-26(00)	DUPO CUSD 196	DUPO	\$273,710	09/24/2012
56-099-033C-04(00)	HOMER CCSD 33	LOCKPORT	\$658,399	09/06/2012
56-099-0880-61(00)	LOCKPORT AREA SPEC EDUC COOP	LOCKPORT	\$625,324	09/27/2012
			\$5,681,970	

Program: 2013 - 4630, Fed. - Sp. Ed. - I.D.E.A. - Discretionary

<u>RCDT</u>	<u>District Name</u>	<u>City</u>	<u>Budget Amt</u>	<u>Approval Date</u>
05-016-8070-60(10)	NILES TWP DISTRICT FOR SPEC EDUC	MORTON GROVE	\$12,135	09/13/2012
65-108-1095-51(1A)	THE BRIDGE YOUTH & FAMILY SRVS	PALATINE	\$12,135	09/14/2012
65-108-1105-51(10)	COMMUNITY CNSLNG CTRS CHICAGO	CHICAGO	\$12,135	09/25/2012
65-108-1220-51(10)	YOUTH ORGNS UMBRELLA INC	EVANSTON	\$12,135	09/25/2012
65-108-1380-51(10)	YOUTH SERVICES NETWORK INC	ROCKFORD	\$14,216	09/13/2012
65-108-1465-51(00)	IL DEAF & HARD OF HEARING COMM	SPRINGFIELD	\$30,000	09/13/2012
65-108-1475-51(10)	DEKALB CNTY YOUTH SVCS BUR INC	DEKALB	\$10,320	09/13/2012
65-108-5600-51(00)	CHILDRENS HOME ASSOC OF ILL	PEORIA	\$11,713	09/13/2012
65-108-5600-51(10)	CHILDRENS HOME ASSOC OF ILL	PEORIA	\$11,316	09/13/2012
65-108-9145-51(10)	SINNISSIPPI CENTERS INC	DIXON	\$11,294	09/13/2012
65-108-9150-51(00)	YOUTH SERVICE BUREAU - IL VALLEY	OTTOWA	\$11,397	09/14/2012
			\$148,796	

Program: 2013 - 4720, CTE - Perkins - State Leadership

<u>RCDT</u>	<u>District Name</u>	<u>City</u>	<u>Budget Amt</u>	<u>Approval Date</u>
09-010-5450-51(00)	UNIVERSITY OF ILLINOIS	CHAMPAIGN	\$100,000	09/06/2012
15-016-2990-25(01)	CITY OF CHICAGO SD 299	CHICAGO	\$10,000	09/06/2012
35-050-1200-17(00)	LASALLE-PERU TOWNSHIP HIGH	LA SALLE	\$10,000	09/20/2012
56-099-201U-26(00)	CRETE-MONEE SD 201-U	CRETE	\$10,000	09/20/2012
			\$130,000	

Program: 2013 - 4745, CTE - Perkins - Secondary

<u>RCDT</u>	<u>District Name</u>	<u>City</u>	<u>Budget Amt</u>	<u>Approval Date</u>
06-016-2120-46(00)	DES PLAINES VALLEY EFE 030	RIVER GROVE	\$515,617	09/10/2012
08-000-0000-46(00)	EAGLE RIDGE DELIVERY SYS-EFE	STOCKTON	\$51,770	09/05/2012
09-010-0080-46(00)	CHAMPAIGN-FORD EFE SYSTEM	CHAMPAIGN	\$307,421	09/05/2012
39-000-0000-46(00)	IL HEARTLAND REGN PLAN - EFE	DECATUR	\$224,318	09/27/2012
40-000-0000-46(00)	CENTRAL ILLINOIS RURAL REGION	JERSEYVILLE	\$103,113	09/20/2012

**ILLINOIS STATE BOARD OF EDUCATION
FUNDING AND DISBURSEMENT SERVICES DIVISION**
100 NORTH FIRST STREET, SPRINGFIELD, IL 62777

Approved Grants Less Than 1 Million

Thru Date:(09/01/2012-09/30/2012)

\$1,202,239

Program: 2013 - 4851, ARRA-Title I - Low Income

<u>RCDT</u>	<u>District Name</u>	<u>City</u>	<u>Budget Amt</u>	<u>Approval Date</u>
06-016-0810-02(00)	SCHILLER PARK SD 81	SCHILLER PARK	\$48,230	09/18/2012
07-016-1220-02(00)	COUNTY OF COOK SCHOOL DIST 122	OAK LAWN	\$81,034	09/24/2012
07-016-1470-02(00)	W HARVEY-DIXMOOR PUB SD 147	HARVEY	\$131,214	09/24/2012
08-008-3140-26(00)	WEST CARROLL CUSD 314	THOMSON	\$42,733	09/28/2012
09-010-1300-04(00)	THOMASBORO CCSD 130	THOMASBORO	\$11,526	09/24/2012
10-068-0120-26(00)	LITCHFIELD CUD 12	LITCHFIELD	\$48,762	09/24/2012
11-012-004C-26(00)	CASEY-WESTFIELD CUSD 4C	CASEY	\$39,010	09/20/2012
12-051-0100-26(00)	RED HILL CUSD 10	BRIDGEPORT	\$33,336	09/18/2012
13-014-0460-02(00)	WILLOW GROVE SD 46	CENTRALIA	\$6,915	09/13/2012
13-058-1350-02(00)	CENTRALIA SD 135	CENTRALIA	\$78,374	09/14/2012
13-095-0150-04(00)	ASHLEY CCSD 15	ASHLEY	\$6,561	09/14/2012
17-053-0080-26(00)	PRAIRIE CENTRAL CUSD 8	FAIRBURY	\$50,358	09/20/2012
20-093-0170-24(00)	ALLENDALE CCSD 17	ALLENDALE	\$6,383	09/14/2012
21-028-1740-26(00)	THOMPSONVILLE COMMUNITY UNIT	THOMPSONVILL	\$10,462	09/14/2012
21-100-0010-26(00)	JOHNSTON CITY CUSD 1	JOHNSTON CITY	\$52,840	09/18/2012
25-041-0050-04(00)	COUNTY OF JEFFERSON	OPDYKE	\$10,639	09/24/2012
26-034-3250-26(00)	NAUVOO-COLUSA CUSD 325	NAUVOO	\$9,575	09/13/2012
30-039-0860-03(00)	DESOTO CCSD 86	DESOTO	\$10,284	09/28/2012
38-060-1260-26(00)	HAVANA CUSD 126	HAVANA	\$36,350	09/20/2012
45-079-0010-22(00)	COULTERVILLE USD 1	COULTERVILLE	\$12,412	09/14/2012
46-009-0640-26(00)	VIRGINIA CUSD 64	VIRGINIA	\$7,093	09/18/2012
46-086-0020-26(00)	SCOTT-MORGAN CUSD 2	BLUFFS	\$6,206	09/14/2012
48-072-3250-26(00)	PEORIA HEIGHTS CUSD 325	PEORIA HEIGHT	\$20,923	09/28/2012
50-082-1180-02(00)	BELLEVILLE SD 118	BELLEVILLE	\$174,125	09/18/2012
50-082-1960-26(00)	DUPO CUSD 196	DUPO	\$39,896	09/28/2012
			<u>\$975,241</u>	

Program: 2013 - 4901, Race To The Top

<u>RCDT</u>	<u>District Name</u>	<u>City</u>	<u>Budget Amt</u>	<u>Approval Date</u>
05-016-2110-17(00)	TOWNSHIP HSD 211	PALATINE	\$22,250	09/19/2012
05-016-2190-17(00)	NILES TWP CHSD 219	SKOKIE	\$15,100	09/19/2012
07-016-1620-02(00)	MATTESON SCHOOL DISTRICT 162	RIGHTON PARK	\$11,934	09/19/2012
07-016-1620-02(IM)	MATTESON SCHOOL DISTRICT 162	RIGHTON PARK	\$3,482	09/28/2012
09-010-1160-22(00)	URBANA SD 116	URBANA	\$38,481	09/19/2012
09-010-1370-02(00)	RANTOUL CITY SD 137	RANTOUL	\$6,250	09/19/2012
12-080-0010-26(00)	EAST RICHLAND CUSD 1	OLNEY	\$16,832	09/19/2012
12-080-0010-26(IM)	EAST RICHLAND CUSD 1	OLNEY	\$1,741	09/19/2012
12-080-0020-26(IM)	COUNTY OF RICHLAND	NOBLE	\$2,176	09/19/2012
13-058-5010-26(00)	SANDOVAL CUSD 501	SANDOVAL	\$5,400	09/19/2012
19-022-0020-02(00)	BENSENVILLE ELEM SCH DIST 2	BENSENVILLE	\$5,195	09/19/2012
19-022-0020-02(IM)	BENSENVILLE ELEM SCH DIST 2	BENSENVILLE	\$4,352	09/28/2012
19-022-0040-02(00)	COUNTY OF DUPAGE SCHOOL DIST 4	ADDISON	\$26,826	09/19/2012
21-100-0020-26(00)	MARION CUSD 2	MARION	\$43,516	09/19/2012
22-029-0660-25(00)	CANTON UNION SD 66	CANTON	\$20,874	09/19/2012
22-029-0660-25(IM)	CANTON UNION SD 66	CANTON	\$6,093	09/19/2012
30-039-1400-04(IM)	UNITY POINT CCSD 140	CARBONDALE	\$870	09/19/2012

**ILLINOIS STATE BOARD OF EDUCATION
FUNDING AND DISBURSEMENT SERVICES DIVISION
100 NORTH FIRST STREET, SPRINGFIELD, IL 62777**

Approved Grants Less Than 1 Million

Thru Date:(09/01/2012-09/30/2012)

34-049-0060-02(IM)	ZION ESD 6	ZION	\$12,186	09/28/2012
38-060-1890-26(IM)	ILLINI CENTRAL CUSD 189	MASON CITY	\$3,046	09/28/2012
49-081-0360-02(IM)	CARBON CLIFF-BARSTOW SD 36	SILVIS	\$2,176	09/28/2012
55-098-0050-26(00)	COMMUNITY UNIT SCHOOL DISTRICT	STERLING	\$26,830	09/19/2012
			\$275,610	

Program: 2013 - 4909, Title III - Lang Inst Prog-Limited Eng LIPLEP

<u>RCDT</u>	<u>District Name</u>	<u>City</u>	<u>Budget Amt</u>	<u>Approval Date</u>
05-016-0700-02(00)	MORTON GROVE SD 70	MORTON GROVE	\$20,850	09/21/2012
06-016-0840-02(00)	FRANKLIN PARK SD 84	FRANKLIN PARK	\$46,950	09/24/2012
06-016-4010-26(00)	ELMWOOD PARK SD 401	ELMWOOD PARK	\$42,900	09/19/2012
07-016-1400-02(00)	KIRBY SD 140	TINLEY PARK	\$19,800	09/21/2012
09-010-1160-22(00)	URBANA SD 116	URBANA	\$57,150	09/13/2012
55-098-0050-26(00)	COMMUNITY UNIT SCHOOL DISTRICT	STERLING	\$25,050	09/24/2012
			\$212,700	

Program: 2013 - 4932, Title II - Teacher Quality

<u>RCDT</u>	<u>District Name</u>	<u>City</u>	<u>Budget Amt</u>	<u>Approval Date</u>
01-001-0010-26(00)	COMMUNITY UNIT SCH DIST NO 1	PAYSON	\$23,961	09/28/2012
01-075-0100-26(00)	PIKELAND CUSD 10	PITTSFIELD	\$71,664	09/24/2012
02-002-0010-22(00)	CAIRO SD 1	CAIRO	\$122,733	09/20/2012
02-002-0050-26(00)	EGYPTIAN CUSD 5	TAMMS	\$59,688	09/20/2012
02-061-0010-26(00)	MASSAC UD 1	METROPOLIS	\$123,404	09/28/2012
02-091-0170-22(00)	COBDEN SUD 17	COBDEN	\$37,551	09/28/2012
02-091-0370-04(00)	ANNA SD 37	ANNA	\$60,891	09/20/2012
02-091-0810-16(00)	ANNA JONESBORO CHSD 81	ANNA	\$23,373	09/28/2012
03-025-0200-26(00)	BEECHER CITY CUSD 20	BEECHER CITY	\$30,615	09/20/2012
05-016-0640-04(00)	SCHOOL DIST 64 CONSOLIDATED	PARK RIDGE	\$75,694	09/21/2012
05-016-0740-02(00)	LINCOLNWOOD SD 74	LINCOLNWOOD	\$23,682	09/05/2012
06-016-0780-02(00)	BOARD OF EDUCATION DIST 78	ROSEMONT	\$9,359	09/25/2012
07-016-1080-02(00)	WILLOW SPRINGS SD 108	WILLOW SPRIN	\$4,485	09/13/2012
07-016-1100-02(00)	CENTRAL STICKNEY SD 110	CHICAGO	\$8,006	09/13/2012
07-016-1230-02(00)	OAK LAWN-HOMETOWN S D 123	OAK LAWN	\$105,598	09/10/2012
07-016-1280-02(00)	PALOS HEIGHTS SD 128	PALOS HEIGHTS	\$28,970	09/21/2012
07-016-1330-02(00)	COOK COUNTY SCHOOL DISTRICT 133	RIVERDALE	\$55,251	09/21/2012
07-016-1400-02(00)	KIRBY SD 140	TINLEY PARK	\$78,416	09/20/2012
07-016-1480-02(00)	BOARD OF EDUC SCHOOL DIST 148	RIVERDALE	\$207,295	09/21/2012
07-016-2060-17(00)	BLOOM TWP HSD 206	CHICAGO HEIGH	\$159,266	09/14/2012
07-016-2150-17(00)	THORNTON FRACTIONALTHSD 215	CALUMET CITY	\$90,303	09/21/2012
09-010-0080-26(00)	HERITAGE CUSD 8	HOMER	\$19,975	09/13/2012
09-010-1420-04(00)	LUDLOW CCSD 142	LUDLOW	\$11,337	09/28/2012
09-010-1690-04(00)	ST JOSEPH CCD 169	ST JOSEPH	\$10,839	09/24/2012
09-010-3050-16(00)	ST JOSEPH OGDEN CHSD305	SAINT JOSEPH	\$5,741	09/18/2012
09-027-0050-26(00)	GIBSON-MELVIN-SIBLEY CUSD 5	GIBSON CITY	\$46,196	09/10/2012
10-011-0030-26(00)	COUNTY OF CHRISTIAN TAYLORVILLE	TAYLORVILLE	\$110,379	09/07/2012
10-068-0020-26(00)	PANHANDLE COMM UNIT SCH DIST	RAYMOND	\$21,340	09/10/2012
10-068-0030-26(00)	HILLSBORO CUSD 3	HILLSBORO	\$114,320	09/20/2012
11-012-002C-26(00)	MARSHALL CUSD 2C	MARSHALL	\$46,114	09/25/2012
11-012-004C-26(00)	CASEY-WESTFIELD CUSD 4C	CASEY	\$57,531	09/17/2012
11-021-3010-26(00)	TUSCOLA CUSD 301	TUSCOLA	\$42,282	09/20/2012

**ILLINOIS STATE BOARD OF EDUCATION
FUNDING AND DISBURSEMENT SERVICES DIVISION
100 NORTH FIRST STREET, SPRINGFIELD, IL 62777**

Approved Grants Less Than 1 Million

Thru Date:(09/01/2012-09/30/2012)

11-021-3020-26(00)	VILLA GROVE CUSD 302	VILLA GROVE	\$25,035	09/24/2012
12-017-0010-26(00)	COUNTY OF CRAWFORD CUSD 1	HUTSONVILLE	\$21,708	09/07/2012
13-095-0490-04(00)	NASHVILLE CCSD 49	NASHVILLE	\$22,859	09/18/2012
17-053-0080-26(00)	PRAIRIE CENTRAL CUSD 8	FAIRBURY	\$75,838	09/07/2012
17-064-0070-26(00)	LEXINGTON CUSD 7	LEXINGTON	\$17,910	09/24/2012
19-022-0160-02(00)	QUEEN BEE SD 16	GLENDALE HTS	\$53,601	09/25/2012
20-035-0010-26(00)	HARDIN CNTY CUD 1	ELIZABETHTOW	\$55,696	09/07/2012
20-083-0030-26(00)	HARRISBURG CUSD 3	HARRISBURG	\$132,870	09/07/2012
20-083-0040-26(00)	ELDORADO CUSD 4	ELDORADO	\$88,213	09/24/2012
20-096-0140-04(00)	COUNTY OF WAYNE	GEFF	\$1,606	09/24/2012
20-096-1120-04(00)	FAIRFIELD PSD 112	FAIRFIELD	\$24,671	09/10/2012
20-097-0050-26(00)	CARMI-WHITE COUNTY CUSD 5	CARMI	\$89,837	09/24/2012
21-028-0990-26(00)	CHRISTOPHER UNIT SCHOOL DIST 99	CHRISTOPHER	\$50,515	09/10/2012
21-100-0030-26(00)	COMMUNITY UNIT DISTRICT NO 3	MARION	\$14,250	09/28/2012
21-100-0040-26(00)	HERRIN CUSD 4	HERRIN	\$160,565	09/28/2012
26-062-1700-26(00)	BUSHNELL PRAIRIE CITY CUSD 170	BUSHNELL	\$46,238	09/10/2012
28-006-0990-04(00)	SPRING VALLEY CCSD 99	SPRING VALLEY	\$25,940	09/24/2012
28-006-3030-26(00)	LAMOILLE CUSD 303	LA MOILLE	\$14,311	09/24/2012
28-006-3400-26(00)	BUREAU VALLEY CUSD 340	MANLIUS	\$46,019	09/10/2012
28-037-2240-26(00)	GALVA CUSD 224	GALVA	\$25,400	09/10/2012
28-037-2260-26(00)	ANNAWAN CUSD 226	ANNAWAN	\$14,323	09/18/2012
32-038-0060-26(00)	CISSNA PARK CUSD 6	CISSNA PARK	\$10,068	09/21/2012
32-038-0090-26(00)	IROQUOIS COUNTY CUSD 9	WATSEKA	\$57,374	09/05/2012
32-038-2330-17(00)	MILFORD TWP HSD 233	MILFORD	\$17,858	09/14/2012
32-038-2800-04(00)	MILFORD CCSD 280	MILFORD	\$40,833	09/17/2012
32-046-2560-04(00)	ST ANNE CCSD 256	ST ANNE	\$15,418	09/11/2012
32-046-2580-04(00)	COUNTY OF KANKAKEE SCH DIST 258	BOURBONNAIS	\$4,755	09/13/2012
33-048-2080-26(00)	R O W V A CUSD 208	ONEIDA	\$33,265	09/24/2012
34-049-0010-02(00)	WINTHROP HARBOR SD 1	WINTHROP HARB	\$34,702	09/19/2012
34-049-0600-26(00)	COMMUNITY UNIT SCHOOL DIST 60	WAUKEGAN	\$730,552	09/24/2012
34-049-0760-02(00)	SCHOOL DIST 76	MUNDELEIN	\$33,593	09/21/2012
34-049-1160-26(00)	ROUND LAKE AREA SD 116	ROUND LAKE	\$236,058	09/14/2012
35-050-0440-02(00)	STREATOR ELEMENTARY SD 44	STREATOR	\$148,211	09/13/2012
35-050-0820-04(00)	DEER PARK CCSD 82	OTTAWA	\$7,986	09/14/2012
35-050-1850-04(00)	COUNTY OF LASALLE	UTICA	\$8,576	09/14/2012
38-054-0230-26(00)	MOUNT PULASKI CUD 23	MOUNT PULASKI	\$26,504	09/18/2012
38-054-0270-02(00)	LINCOLN ESD 27	LINCOLN	\$76,702	09/18/2012
38-054-0610-04(00)	CHESTER-EAST LINCOLN CCSD 61	LINCOLN	\$8,000	09/10/2012
38-054-0920-04(00)	WEST LINCOLN-BROADWELL ESD 92	LINCOLN	\$5,565	09/24/2012
38-060-1910-26(00)	MIDWEST CENTRAL CUD 191	MANITO	\$53,668	09/24/2012
38-065-2130-26(00)	ATHENS CUSD 213	ATHENS	\$31,883	09/10/2012
40-007-0400-26(00)	CALHOUN CUSD 40	HARDIN	\$16,629	09/19/2012
43-102-0690-02(00)	GERMANTOWN HILLS SD 69	METAMORA	\$13,338	09/17/2012
48-072-0680-02(00)	OAK GROVE SD 68	BARTONVILLE	\$21,659	09/17/2012
48-072-3220-26(00)	ELMWOOD CUSD 322	ELMWOOD	\$26,643	09/24/2012
49-081-0360-02(00)	CARBON CLIFF-BARSTOW SD 36	SILVIS	\$20,272	09/24/2012
49-081-1000-26(00)	RIVERDALE CUSD 100	PORT BYRON	\$35,318	09/10/2012
49-081-2000-26(00)	SCHOOL DISTRICT 200 SHERRARD COM	SHERRARD	\$49,604	09/10/2012
49-081-3000-26(00)	ROCKRIDGE CUSD 300	TAYLOR RIDGE	\$36,425	09/07/2012

**ILLINOIS STATE BOARD OF EDUCATION
FUNDING AND DISBURSEMENT SERVICES DIVISION
100 NORTH FIRST STREET, SPRINGFIELD, IL 62777**

Approved Grants Less Than 1 Million

Thru Date:(09/01/2012-09/30/2012)

50-082-1160-02(00)	HIGH MOUNT SD 116	SWANSEA	\$12,433	09/07/2012
51-084-0110-26(00)	PAWNEE COMM UNIT SCHOOL DIST	PAWNEE	\$18,914	09/24/2012
51-084-0140-26(00)	RIVERTON CUSD 14	RIVERTON	\$29,460	09/18/2012
53-090-0500-02(00)	DISTRICT 50 SCHOOLS	WASHINGTON	\$35,556	09/25/2012
53-090-0860-02(00)	EAST PEORIA SD 86	EAST PEORIA	\$85,759	09/05/2012
53-090-3080-16(00)	WASHINGTON CHSD 308	WASHINGTON	\$23,572	09/24/2012
53-090-6060-04(00)	SPRING LAKE CCSD 606	MANITO	\$4,029	09/25/2012
54-092-0010-26(00)	BISMARCK CUSD 1	BISMARCK	\$22,616	09/20/2012
54-092-0020-26(00)	WESTVILLE CUSD 2	WESTVILLE	\$62,066	09/24/2012
54-092-0040-26(00)	GEORGETOWN-RIDGE FARM CUSD 4	GEORGETOWN	\$83,576	09/18/2012
56-099-030C-04(00)	TROY CCSD 30C	PLAINFIELD	\$63,431	09/11/2012
56-099-1590-02(00)	MOKENA SD 159	MOKENA	\$52,508	09/17/2012
			\$5,189,043	

Program: 2013 - 4936, Mathematics and Science Partnerships

<u>RCDT</u>	<u>District Name</u>	<u>City</u>	<u>Budget Amt</u>	<u>Approval Date</u>
09-000-0000-00(40)	REGIONAL OFFICE OF EDUCATION09	RANTOUL	\$140,000	09/14/2012
16-019-5430-51(40)	NORTHERN ILLINOIS UNIVERSITY	DE KALB	\$140,000	09/05/2012
16-019-5430-51(41)	NORTHERN ILLINOIS UNIVERSITY	DE KALB	\$140,000	09/05/2012
17-064-5450-51(20)	ILLINOIS STATE UNIVERSITY	NORMAL	\$99,613	09/21/2012
17-064-5450-51(21)	ILLINOIS STATE UNIVERSITY	NORMAL	\$99,576	09/21/2012
26-062-5440-51(40)	WESTERN ILLINOIS UNIVERSITY	MACOMB	\$140,000	09/14/2012
41-057-029P-00(20)	SOUTHERN ILL UNIV-EDWARDSVILLE	EDWARDSVILLE	\$100,000	09/21/2012
45-000-0000-00(21)	REGIONAL OFFICE OF EDUCATION45	WATERLOO	\$100,000	09/21/2012
47-000-0000-00(40)	REGIONAL OFFICE OF EDUCATION47	DIXON	\$140,000	09/12/2012
49-000-0000-00(40)	REGIONAL OFFICE OF EDUCATION49	MOLINE	\$140,000	09/06/2012
65-108-5860-51(40)	BRADLEY UNIVERSITY	PEORIA	\$140,000	09/13/2012
65-108-8070-51(40)	AURORA UNIVERSITY	AURORA	\$138,585	09/13/2012
65-108-8095-51(40)	NORTH CENTRAL COLLEGE	NAPERVILLE	\$140,000	09/06/2012
			\$1,657,774	