



ILLINOIS STATE BOARD OF EDUCATION MEETING
April 16, 2013

TO: Illinois State Board of Education

FROM: Christopher A. Koch, Ed.D., State Superintendent of Education 
Robert Wolfe, Chief Financial Officer 
Donald W. Evans, Chief Operating Officer 

Agenda Topic: Information Item: SBE Fiscal & Administrative Monthly Reports

Materials: Appropriation and Spending by Program – FY13
Financial Status Report (contract & grant detail) – FY13
Comparative Statement of Expenditures – FY13
Monthly Headcount Graph, Staff Detail, Personnel Transactions
Contract & Grant Awards Under \$1 million - FY13

Purpose of Agenda Item

To provide the Board standard reports with key information on fiscal and administrative activities of the state Agency.

Relationship to/Implications for the State Board's Strategic Plan

Not applicable – informational purposes only.

Expected Outcome(s) of Agenda Item

Not applicable – informational purposes only.

Background Information

In June 2002, the State Board adopted bylaws outlining a new committee structure under which fiscal, audit and operations issues will be handled by the Finance and Audit Committee. The Superintendent requested that the Agency organize and standardize the financial and Headcount data provided to the Board for their future policy work and decision making.

Currently, the following reports are provided:

1. Budget (annually in January)
2. Appropriation and Expenditure (monthly)
3. Financial Status Report – Contract/Grant Detail (monthly)
4. Contract & Grant Awards Under \$1 Million (monthly)
5. Comparative Statement of Expenditures (monthly)
6. Headcount Reports (monthly)
Personnel Transactions, Staff Detail by Division, & Monthly Headcount Graph

Analysis and Implications for Policy, Budget, Legislative Action and Communications

The monthly or Quarterly Fiscal and Headcount Reports were first provided to the Board in August 2002. These reports provide information regarding staffing and funding as well as details of contracts over \$50,000 and grants the Agency is processing.

At the request of the Board at the December 2011 meeting, a Contract & Grant Award Report under \$1 million has been added to the SBE Fiscal & Administrative Monthly Reports package.

Superintendent's Recommendation

None needed.

Next Steps

Continue to provide these reports pursuant to schedule above.

Illinois State Board of Education
2013 Appropriation & Spending by Program 07/01/2012 thru 03/31/2013

(Dollars in Thousands)

Initiatives	Appropriation			YTD Expenditures		
	Total	Grants	Admin	Total	Grants	Admin
STATE						
Distributive Grants	<u>\$6,045,505.8</u>	<u>\$6,045,505.8</u>	<u>\$0.0</u>	<u>\$4,423,518.9</u>	<u>\$4,423,518.9</u>	<u>\$0.0</u>
General State Aid	\$4,286,752.5	\$4,286,752.5	\$0.0	\$3,130,773.0	\$3,130,773.0	\$0.0
District Consolidation Cost	\$2,805.0	\$2,805.0	\$0.0	\$2,680.7	\$2,680.7	\$0.0
Mandated Categoricals	<u>\$1,755,948.3</u>	<u>\$1,755,948.3</u>	<u>\$0.0</u>	<u>\$1,290,065.2</u>	<u>\$1,290,065.2</u>	<u>\$0.0</u>
Illinois Free Lunch/Breakfast	\$14,300.0	\$14,300.0	\$0.0	\$11,461.4	\$11,461.4	\$0.0
Orphanage Tuition 18-3 (Reg Ed)	\$13,000.0	\$13,000.0	\$0.0	\$6,966.2	\$6,966.2	\$0.0
Sp-Ed - Extraordinary Services	\$314,196.1	\$314,196.1	\$0.0	\$258,583.4	\$258,583.4	\$0.0
Sp-Ed - Orphanage Tuition 14-7.03	\$111,000.0	\$111,000.0	\$0.0	\$69,018.1	\$69,018.1	\$0.0
Sp-Ed - Personnel Reimbursement	\$440,200.0	\$440,200.0	\$0.0	\$351,105.6	\$351,105.6	\$0.0
Sp-Ed - Private Tuition	\$206,843.3	\$206,843.3	\$0.0	\$180,160.5	\$180,160.5	\$0.0
Sp-Ed - Summer School	\$10,100.0	\$10,100.0	\$0.0	\$10,100.0	\$10,100.0	\$0.0
Sp-Ed - Transportation	\$440,500.0	\$440,500.0	\$0.0	\$246,176.6	\$246,176.6	\$0.0
Transportation - Regular/Vocational	\$205,808.9	\$205,808.9	\$0.0	\$156,493.3	\$156,493.3	\$0.0
Standards - Assessment & Accountability	<u>\$29,400.0</u>	<u>\$0.0</u>	<u>\$29,400.0</u>	<u>\$24,143.3</u>	<u>\$0.0</u>	<u>\$24,143.3</u>
Assessments	\$27,400.0	\$0.0	\$27,400.0	\$24,118.3	\$0.0	\$24,118.3
Standards, Materials, Training for Teachers	\$2,000.0	\$0.0	\$2,000.0	\$25.0	\$0.0	\$25.0
Growth Model	\$0.0	\$0.0	\$0.0	\$0.0	\$0.0	\$0.0
System of Support	\$0.0	\$0.0	\$0.0	\$0.0	\$0.0	\$0.0
Ensuring Quality Ed Personnel	<u>\$2,225.0</u>	<u>\$2,225.0</u>	<u>\$0.0</u>	<u>\$864.6</u>	<u>\$864.6</u>	<u>\$0.0</u>
National Board Certification	\$1,000.0	\$1,000.0	\$0.0	\$0.0	\$0.0	\$0.0
Principal Mentoring Program	\$0.0	\$0.0	\$0.0	\$0.0	\$0.0	\$0.0
Teach for America	\$1,225.0	\$1,225.0	\$0.0	\$864.6	\$864.6	\$0.0
Teacher and Admin. Mentoring Program	\$0.0	\$0.0	\$0.0	\$0.0	\$0.0	\$0.0
Early Childhood	<u>\$300,192.4</u>	<u>\$296,465.7</u>	<u>\$3,726.7</u>	<u>\$216,834.1</u>	<u>\$214,558.6</u>	<u>\$2,275.4</u>
Academic Difficulty	<u>\$81,920.5</u>	<u>\$79,920.5</u>	<u>\$2,000.0</u>	<u>\$27,985.0</u>	<u>\$26,807.8</u>	<u>\$1,177.2</u>
Alternative Learning/Regional Safe Schools	\$6,539.3	\$6,539.3	\$0.0	\$5,208.6	\$5,208.6	\$0.0
Bilingual Education	\$63,381.2	\$61,381.2	\$2,000.0	\$13,041.1	\$11,863.9	\$1,177.2
Truant Alternative Optional Education	\$12,000.0	\$12,000.0	\$0.0	\$9,735.2	\$9,735.2	\$0.0
Learning Technologies	<u>\$3,000.0</u>	<u>\$1,700.0</u>	<u>\$1,300.0</u>	<u>\$2,030.0</u>	<u>\$1,264.5</u>	<u>\$765.5</u>

Technology for Success	\$3,000.0	\$1,700.0	\$1,300.0	\$2,030.0	\$1,264.5	\$765.5
Career Preparation	<u>\$39,862.1</u>	<u>\$39,862.1</u>	<u>\$0.0</u>	<u>\$32,973.7</u>	<u>\$32,973.7</u>	<u>\$0.0</u>
Agricultural Education	\$1,800.0	\$1,800.0	\$0.0	\$1,415.9	\$1,415.9	\$0.0
Career and Technical Education	\$38,062.1	\$38,062.1	\$0.0	\$31,557.8	\$31,557.8	\$0.0
Regional Services	<u>\$14,320.1</u>	<u>\$14,320.1</u>	<u>\$0.0</u>	<u>\$10,133.6</u>	<u>\$10,133.6</u>	<u>\$0.0</u>
ROE - Bus Driver Training	\$70.0	\$70.0	\$0.0	\$70.0	\$70.0	\$0.0
ROE - Salaries	\$12,025.0	\$12,025.0	\$0.0	\$8,286.8	\$8,286.8	\$0.0
ROE - School Services	\$2,225.1	\$2,225.1	\$0.0	\$1,776.8	\$1,776.8	\$0.0
Strategic Plan	<u>\$0.0</u>	<u>\$0.0</u>	<u>\$0.0</u>	<u>\$0.0</u>	<u>\$0.0</u>	<u>\$0.0</u>
Strategic Plan	\$0.0	\$0.0	\$0.0	\$0.0	\$0.0	\$0.0
Administration	<u>\$23,654.0</u>	<u>\$0.0</u>	<u>\$23,654.0</u>	<u>\$15,322.9</u>	<u>\$0.0</u>	<u>\$15,322.9</u>
Targeted Initiatives	<u>\$21,744.2</u>	<u>\$20,917.4</u>	<u>\$826.8</u>	<u>\$9,405.4</u>	<u>\$9,007.0</u>	<u>\$398.4</u>
Advanced Placement Classes	\$527.0	\$527.0	\$0.0	\$0.0	\$0.0	\$0.0
After School Matters	\$2,500.0	\$2,500.0	\$0.0	\$2,500.0	\$2,500.0	\$0.0
Arts and Foreign Language	\$500.0	\$500.0	\$0.0	\$417.8	\$417.8	\$0.0
Autism Project	\$100.0	\$100.0	\$0.0	\$100.0	\$100.0	\$0.0
Blind & Dyslexic	\$816.6	\$816.6	\$0.0	\$816.6	\$816.6	\$0.0
Childrens Mental Health Partnership	\$300.0	\$250.0	\$50.0	\$0.0	\$0.0	\$0.0
Community Residential Services Authority	\$592.3	\$0.0	\$592.3	\$372.7	\$0.0	\$372.7
East St. Louis School District 189	\$9,000.0	\$9,000.0	\$0.0	\$0.0	\$0.0	\$0.0
Educator Misconduct Investigations	\$184.0	\$0.0	\$184.0	\$25.7	\$0.0	\$25.7
IL Coalition Immigrant/Refugee Parent Mentor	\$1,000.0	\$1,000.0	\$0.0	\$1,000.0	\$1,000.0	\$0.0
Lowest Performing Schools	\$1,002.8	\$1,002.3	\$0.5	\$0.0	\$0.0	\$0.0
Materials Center for the Visually Impaired	\$1,421.1	\$1,421.1	\$0.0	\$1,050.0	\$1,050.0	\$0.0
Philip J. Rock Center & School	\$3,577.8	\$3,577.8	\$0.0	\$2,900.0	\$2,900.0	\$0.0
Tax Equivalent Grants	\$222.6	\$222.6	\$0.0	\$222.6	\$222.6	\$0.0

NON STATE

School Infrastructure Fund	<u>\$600.0</u>	<u>\$0.0</u>	<u>\$600.0</u>	<u>\$114.0</u>	<u>\$0.0</u>	<u>\$114.0</u>
School Infrastructure (Debt Admin)	\$600.0	\$0.0	\$600.0	\$114.0	\$0.0	\$114.0
Driver Education	<u>\$17,500.0</u>	<u>\$17,500.0</u>	<u>\$0.0</u>	<u>\$13,125.0</u>	<u>\$13,125.0</u>	<u>\$0.0</u>
Other Funds	<u>\$140,054.7</u>	<u>\$116,745.8</u>	<u>\$23,308.9</u>	<u>\$21,034.3</u>	<u>\$17,631.8</u>	<u>\$3,402.6</u>
After School Rescue Fund	\$200.0	\$200.0	\$0.0	\$0.0	\$0.0	\$0.0
Capital Development Fund-Sch Const.	\$25,000.0	\$25,000.0	\$0.0	\$0.0	\$0.0	\$0.0
Charter Schools Revolving Loan Fund	\$20.0	\$20.0	\$0.0	\$0.0	\$0.0	\$0.0
Emergency Financial Assistance Fund	\$1,000.0	\$1,000.0	\$0.0	\$19.1	\$19.1	\$0.0
Indirect Costs	\$7,015.2	\$0.0	\$7,015.2	\$1,987.7	\$0.0	\$1,987.7
ISBE - Special Purpose Trust Fund	\$8,484.8	\$0.0	\$8,484.8	\$175.7	\$0.0	\$175.7

ISBE Teacher Certificate Institute Fund	\$2,208.9	\$0.0	\$2,208.9	\$0.0	\$0.0	\$0.0
School Construction Maintenance Fund	\$83,716.2	\$83,716.2	\$0.0	\$16,431.1	\$16,431.1	\$0.0
School Technology Revolving Loan	\$5,000.0	\$5,000.0	\$0.0	\$1,181.6	\$1,181.6	\$0.0
State Charter School Commission	\$600.0	\$0.0	\$600.0	\$0.0	\$0.0	\$0.0
Teacher Certification Fee Revolving Fund	\$5,000.0	\$0.0	\$5,000.0	\$1,239.2	\$0.0	\$1,239.2
Technology Immersion - Build IL Bond Fund	\$409.6	\$409.6	\$0.0	\$0.0	\$0.0	\$0.0
Temporary Relocation Revolving Fund	\$1,400.0	\$1,400.0	\$0.0	\$0.0	\$0.0	\$0.0

FEDERAL

Federal Funds	<u>\$3,002,670.2</u>	<u>\$2,832,502.4</u>	<u>\$170,167.8</u>	<u>\$1,188,832.3</u>	<u>\$1,155,607.1</u>	<u>\$33,225.3</u>
Advanced Placement Fee Payment	\$3,099.1	\$3,000.0	\$99.1	\$1,731.7	\$1,731.7	\$0.0
ARRA - Education Jobs Fund	\$26,000.0	\$26,000.0	\$0.0	\$6,331.0	\$6,331.0	\$0.0
ARRA - Longitudinal Data Systems	\$10,000.0	\$0.0	\$10,000.0	\$1,699.5	\$0.0	\$1,699.5
ARRA - Race to the Top	\$42,800.0	\$11,197.8	\$31,602.2	\$7,676.5	\$4,271.1	\$3,405.3
ARRA - Title I	\$81,605.8	\$81,605.8	\$0.0	\$1,557.9	\$1,557.9	\$0.0
ARRA - Titel I School Improvement (1003G)	\$68,394.2	\$64,394.2	\$4,000.0	\$19,562.9	\$16,563.0	\$2,999.9
ARRA - Title II Technology	\$100.0	\$100.0	\$0.0	\$0.0	\$0.0	\$0.0
Career & Technical Education	\$56,603.1	\$55,000.0	\$1,603.1	\$25,528.8	\$24,930.6	\$598.2
Career & Technical Education - Technical Prep	\$121.0	\$100.0	\$21.0	\$0.0	\$0.0	\$0.0
Charter Schools	\$9,000.0	\$9,000.0	\$0.0	\$0.0	\$0.0	\$0.0
Child Nutrition	\$736,725.2	\$725,000.0	\$11,725.2	\$439,803.5	\$435,093.6	\$4,709.9
Early Learning Challenge	\$35,000.0	\$0.0	\$35,000.0	\$0.0	\$0.0	\$0.0
IDEA - Deaf Blind, Part C	\$500.0	\$500.0	\$0.0	\$187.8	\$187.8	\$0.0
IDEA - Improvement Plan	\$4,393.2	\$4,000.0	\$393.2	\$1,054.7	\$868.6	\$186.1
IDEA - Pre-School	\$25,933.9	\$25,000.0	\$933.9	\$8,894.8	\$8,657.8	\$237.0
Illinois Purchase Care Review Board	\$404.7	\$0.0	\$404.7	\$239.0	\$0.0	\$239.0
Individuals with Disabilities Educ. Act, Pt. B	\$716,637.6	\$700,000.0	\$16,637.6	\$257,697.6	\$250,855.8	\$6,841.8
IDEA - Bellefaire JCB	\$500.0	\$500.0	\$0.0	\$452.7	\$452.7	\$0.0
Integration of Schools & Mental Health Systems	\$0.0	\$0.0	\$0.0	\$0.0	\$0.0	\$0.0
Learn and Serve America	\$550.0	\$500.0	\$50.0	\$175.2	\$175.2	\$0.0
Longitudinal Data System	\$5,200.0	\$685.0	\$4,515.0	\$901.5	\$0.0	\$901.5
Math & Science Partnerships	\$14,658.5	\$14,000.0	\$658.5	\$2,944.7	\$2,843.3	\$101.4
National Center for Education Statistics	\$297.2	\$0.0	\$297.2	\$166.6	\$0.0	\$166.6
ONPAR	\$2,000.0	\$2,000.0	\$0.0	\$0.0	\$0.0	\$0.0
Spanish Language Assesment-SALSA	\$1,341.7	\$0.0	\$1,341.7	\$424.5	\$0.0	\$424.5
School Health Programs	\$1,152.6	\$0.0	\$1,152.6	\$110.7	\$0.0	\$110.7
Special Congressional Initiatives	\$5,000.0	\$4,920.5	\$79.5	\$0.0	\$0.0	\$0.0
Striving Readers	\$500.0	\$499.1	\$0.9	\$0.9	\$0.0	\$0.9
Title I - Basic Programs	\$761,130.6	\$748,305.1	\$12,825.5	\$311,997.4	\$308,687.8	\$3,309.6
Title I - Comprehensive School Reform	\$35.5	\$0.0	\$35.5	\$0.0	\$0.0	\$0.0
Title I - Education of Migratory Children	\$4,186.0	\$4,127.0	\$59.0	\$1,375.3	\$1,353.3	\$21.9
Title I - Even Start Family Literacy Programs	\$2,982.2	\$2,933.2	\$49.0	\$0.0	\$0.0	\$0.0
Title I - Neglected and Delinquent	\$1,223.1	\$1,172.1	\$51.0	\$1,015.2	\$1,002.2	\$13.0
Title I - School Improvement	\$72,002.0	\$68,462.6	\$3,539.3	\$11,597.2	\$10,925.4	\$671.9
Title II - Enhance Ed through Technology	\$5,105.0	\$5,000.0	\$105.0	\$1,313.6	\$1,313.6	\$0.0

Title II - Quality Teachers	\$162,526.4	\$157,000.0	\$5,526.4	\$44,863.5	\$44,089.5	\$774.0
Title III - English Language Acquisition	\$47,433.4	\$45,000.0	\$2,433.4	\$11,208.6	\$10,644.9	\$563.7
Title IV - 21st Century Schools	\$66,978.1	\$65,000.0	\$1,978.1	\$22,572.4	\$21,595.3	\$977.1
Title IV - Safe & Drug Free Schools	\$547.0	\$500.0	\$47.0	\$24.1	\$18.7	\$5.4
Title VI - Rural & Low Income Programs	\$2,056.0	\$2,000.0	\$56.0	\$364.6	\$355.5	\$9.1
Title VI - State Assessment	\$22,438.6	\$0.0	\$22,438.6	\$4,158.1	\$0.0	\$4,158.1
Title X - McKinney Homeless Assistance	\$5,493.0	\$5,000.0	\$493.0	\$1,200.0	\$1,100.9	\$99.1
Transition to Teaching	\$15.6	\$0.0	\$15.6	\$0.0	\$0.0	\$0.0
TOTAL - ALL FUNDS:	\$9,722,649.0	\$9,467,664.8	\$254,984.1	\$5,986,317.0	\$5,905,492.4	\$80,824.5

ILLINOIS STATE BOARD OF EDUCATION
Financial Status Report
July 1, 2012 through March 31, 2013
(Fiscal Year 2013)

	Appropriation Amount	Expenditures to Date	Unexpended Appropriation	Percentage spent YTD	Percentage Unexpended
<u>General Revenue Fund</u>					
Personal Services and Related Expenditures	\$ 16,745,700	\$ 11,814,712	\$ 4,930,988	70.55%	29.45%
Contractual Services	6,000,000	3,066,825	2,933,175	51.11%	48.89%
Travel	166,250	142,946	23,304	85.98%	14.02%
Commodities	71,300	15,246	56,054	21.38%	78.62%
Printing	64,700	9,933	54,768	15.35%	84.65%
Equipment	132,200	41,172	91,028	31.14%	68.86%
Telecommunications	450,000	215,985	234,015	48.00%	52.00%
Operation of Automotive Equipment	23,800	16,036	7,764	67.38%	32.62%
Lump Sums	30,246,302	24,611,690	5,634,612	81.37%	18.63%
<i>Sub-total</i>	53,900,252	39,934,545	13,965,707	74.09%	25.91%
Awards and Grants	2,209,146,283	1,584,217,041	624,929,242	71.71%	28.29%
Total General Revenue Fund	\$ 2,263,046,535	\$ 1,624,151,585	\$ 638,894,950	71.77%	28.23%
<u>Education Assistance Fund</u>					
Awards and Grants	\$ 390,661,700	\$ -	\$ 390,661,700	0.00%	100.00%
<u>Common School Fund</u>					
General State Aid	\$ 3,896,090,800	\$ 3,130,772,999	\$ 765,317,801	80.36%	19.64%
<u>Teacher Certification Fee Revolving Fund</u>					
Lump Sums	\$ 5,000,000	\$ 1,239,168	\$ 3,760,832	24.78%	75.22%
<u>Drivers Education Fund</u>					
Awards and Grants	17,500,000	13,124,978	4,375,022	75.00%	25.00%
<u>School Dist. Emergency Financial Asst. Fund</u>					
Awards and Grants	\$ 1,000,000	\$ 19,096	\$ 980,904	1.91%	98.09%

ILLINOIS STATE BOARD OF EDUCATION
Financial Status Report
July 1, 2012 through March 31, 2013
(Fiscal Year 2013)

	Appropriation Amount	Expenditures to Date	Unexpended Appropriation	Percentage spent YTD	Percentage Unexpended
<u>SBE Special Purpose Trust Fund</u>					
Lump Sums	\$ 15,500,000	\$ 2,163,396	\$ 13,336,604	13.96%	86.04%
<u>SBE Teacher Certification Institution Fund</u>					
Lump Sums	\$ 2,208,900	\$ -	\$ 2,208,900	0.00%	100.00%
<u>SBE Federal Department of Agriculture Fund</u>					
Personal Services and Related Expenditures	\$ 6,513,400	\$ 3,671,641	\$ 2,841,759	56.37%	43.63%
Contractual Services	4,210,500	736,396	3,474,105	17.49%	82.51%
Travel	400,000	169,941	230,059	42.49%	57.51%
Commodities	85,000	21,125	63,875	24.85%	75.15%
Printing	156,300	11,876	144,424	7.60%	92.40%
Equipment	310,000	98,498	211,502	31.77%	68.23%
Telecommunications	50,000	-	50,000	0.00%	100.00%
<i>Sub-total</i>	<u>11,725,200</u>	<u>4,709,476</u>	<u>7,015,724</u>	40.17%	59.83%
Awards and Grants	<u>725,000,000</u>	<u>435,093,587</u>	<u>289,906,413</u>	60.01%	39.99%
Total SBE Federal Department of Agriculture Fund	\$ 736,725,200	\$ 439,803,063	\$ 296,922,137	59.70%	40.30%
<u>SBE Federal Agency Services Fund</u>					
Personal Services and Related Expenditures	\$ 186,900	\$ 21,293	\$ 165,607	11.39%	88.61%
Contractual Services	945,000	87,902	857,098	9.30%	90.70%
Travel	30,000	883	29,117	2.94%	97.06%
Commodities	20,000	653	19,347	3.27%	96.73%
Printing	700	-	700	0.00%	100.00%
Equipment	11,000	-	11,000	0.00%	100.00%
Telecommunications	9,000	-	9,000	0.00%	100.00%
<i>Sub-total</i>	<u>1,202,600</u>	<u>110,731</u>	<u>1,091,869</u>	9.21%	90.79%
Awards and Grants	<u>500,000</u>	<u>175,220</u>	<u>324,780</u>	35.04%	64.96%
Total SBE Federal Agency Services Fund	\$ 1,702,600	\$ 285,951	\$ 1,416,649	16.79%	83.21%

ILLINOIS STATE BOARD OF EDUCATION
Financial Status Report
July 1, 2012 through March 31, 2013
(Fiscal Year 2013)

	Appropriation Amount	Expenditures to Date	Unexpended Appropriation	Percentage spent YTD	Percentage Unexpended
<u>SBE Federal Department of Education Fund</u>					
Personal Services and Related Expenditures	\$ 24,567,100	\$ 10,433,097	\$ 14,134,003	42.47%	57.53%
Contractual Services	20,370,000	3,917,768	16,452,232	19.23%	80.77%
Travel	1,600,000	372,291	1,227,709	23.27%	76.73%
Commodities	305,000	46,693	258,307	15.31%	84.69%
Printing	341,000	309	340,691	0.09%	99.91%
Equipment	679,000	44,804	634,196	6.60%	93.40%
Telecommunications	400,000	-	400,000	0.00%	100.00%
Lump Sums	23,780,300	4,582,552	19,197,748	19.27%	80.73%
<i>Sub-total</i>	<u>72,042,400</u>	<u>19,397,515</u>	<u>52,644,885</u>	26.93%	73.07%
Awards and Grants	<u>2,166,200,000</u>	<u>723,014,442</u>	<u>1,443,185,558</u>	33.38%	66.62%
Total SBE Federal Department of Education Fund	<u>\$ 2,238,242,400</u>	<u>\$ 742,411,957</u>	<u>\$ 1,495,830,443</u>	33.17%	66.83%
<u>Charter Schools Revolving Loan Program Fund</u>					
Awards and Grants	\$ 20,000	\$ -	\$ 20,000	0.00%	100.00%
<u>School Infrastructure Fund</u>					
Lump Sums	\$ 600,000	\$ 113,954	\$ 486,046	18.99%	81.01%
<u>School Technology Revolving Loan Program Fund</u>					
Awards and Grants	\$ 5,000,000	\$ 1,181,600	\$ 3,818,400	23.63%	76.37%
<u>Temporary Relocation Expenses Revolving Grant Fund</u>					
Awards and Grants	\$ 1,400,000	\$ -	\$ 1,400,000	0.00%	100.00%
<u>Capital Development Fund</u>					
Grants for Educational Purposes	\$ 25,000,000	\$ -	\$ 25,000,000	0.00%	100.00%

ILLINOIS STATE BOARD OF EDUCATION
Financial Status Report
July 1, 2012 through March 31, 2013
(Fiscal Year 2013)

	Appropriation Amount	Expenditures to Date	Unexpended Appropriation	Percentage spent YTD	Percentage Unexpended
<u>School Construction Fund</u>					
Construction Grants	\$ 83,716,205	\$ 16,431,059	\$ 67,285,146	19.63%	80.37%
<u>Build Illinois Bond Fund</u>					
Construction Grants	\$ 409,619	\$ -	\$ 409,619	0.00%	100.00%
<u>U.S. Dept. of Education Jobs Program Federal Trust Fund</u>					
Awards and Grants	\$ 26,000,000	\$ 6,330,976	\$ 19,669,024	24.35%	75.65%
<u>Personal Property Tax Replacement Fund</u>					
Grants for Educational Purposes	12,025,000	8,286,788	3,738,212	68.91%	31.09%
<u>After School Rescue Fund</u>					
Lump Sums	\$ 200,000	\$ -	\$ 200,000	0.00%	100.00%
<u>State Charter School Commission Fund</u>					
Lump Sums	\$ 600,000	\$ -	\$ 600,000	0.00%	100.00%
ISBE TOTALS	\$ 9,722,648,959	\$ 5,986,316,570	\$ 3,736,332,389	61.57%	38.43%

ILLINOIS STATE BOARD OF EDUCATION
Combined Financial Status Report
July 1, 2012 through March 31, 2013
(Fiscal Year 2013)

	Appropriation Amount	Expenditures to Date (Direct)	Federal Indirect Cost Recovery Expenditures	Unexpended Appropriation	Percentage spent YTD	Percentage Unexpended
<u>All Funds</u>						
Personal Services and Related Expenditures	\$ 48,013,100	\$ 24,635,704	\$ 1,305,040	\$ 22,072,356	51.31%	45.97%
Contractual Services	31,525,500	7,381,010	427,880	23,716,610	23.41%	75.23%
Travel	2,196,250	652,941	33,120	1,510,189	29.73%	68.76%
Commodities	481,300	34,640	49,077	397,583	7.20%	82.61%
Printing	562,700	(7,746)	29,864	540,582	-1.38%	96.07%
Equipment	1,132,200	113,593	70,881	947,726	10.03%	83.71%
Telecommunications	909,000	144,138	71,847	693,015	15.86%	76.24%
Operation of Automotive Equipment	23,800	16,036	-	7,764	67.38%	32.62%
Lump Sums	78,135,502	32,710,760	-	44,138,696	41.86%	56.49%
Sub-total	162,979,352	67,668,784	1,987,709	95,310,568	41.52%	58.48%
Awards and Grants	9,450,543,783	5,902,216,727	-	3,548,327,056	62.45%	37.55%
Construction Grants	109,125,824	16,431,059	-	92,694,765	15.06%	84.94%
Total All Funds	\$ 9,722,648,959	\$ 5,984,328,861	\$ 1,987,709	\$ 3,736,332,389	61.55%	38.43%

General Revenue Fund

Personal Services and Related Expenditures	\$ 16,745,700	\$ 11,814,712	\$ -	\$ 4,930,988	70.55%	29.45%
Contractual Services	6,000,000	3,066,825	-	2,933,175	51.11%	48.89%
Travel	166,250	142,946	-	23,304	85.98%	14.02%
Commodities	71,300	15,246	-	56,054	21.38%	78.62%
Printing	64,700	9,933	-	54,768	15.35%	84.65%
Equipment	132,200	41,172	-	91,028	31.14%	68.86%
Telecommunications	450,000	215,985	-	234,015	48.00%	52.00%
Operation of Automotive Equipment	23,800	16,036	-	7,764	67.38%	32.62%
Lump Sums	30,246,302	24,611,690	-	5,634,612	81.37%	18.63%
Sub-total	53,900,252	39,934,545	-	13,965,707	74.09%	25.91%
Awards and Grants	2,209,146,283	1,584,217,041	-	624,929,242	71.71%	28.29%
Total General Revenue Fund	\$ 2,263,046,535	\$ 1,624,151,585	\$ -	\$ 638,894,950	71.77%	28.23%

Other State Funds

Lump Sums	24,108,900	3,516,518	-	20,592,382	14.59%	85.41%
Sub-total	24,108,900	3,516,518	-	20,592,382	14.59%	85.41%
Awards and Grants	4,323,697,500	3,153,385,461	-	1,170,312,039	72.93%	27.07%
Construction Grants	109,125,824	16,431,059	-	92,694,765	15.06%	84.94%
Total Other State Funds	\$ 4,456,932,224	\$ 3,173,333,038	\$ -	\$ 1,283,599,186	71.20%	28.80%

Federal Funds

Personal Services and Related Expenditures	\$ 31,267,400	\$ 14,126,032	\$ -	\$ 17,141,368	45.18%	54.82%
Contractual Services	25,525,500	4,742,065	-	20,783,435	18.58%	81.42%
Travel	2,030,000	543,115	-	1,486,885	26.75%	73.25%
Commodities	410,000	68,471	-	341,529	16.70%	83.30%
Printing	498,000	12,185	-	485,815	2.45%	97.55%
Equipment	1,000,000	143,302	-	856,698	14.33%	85.67%
Telecommunications	459,000	-	-	459,000	0.00%	100.00%
Lump Sums	23,780,300	4,582,552	-	19,197,748	19.27%	80.73%
Sub-total	84,970,200	24,217,722	-	60,752,478	28.50%	71.50%
Awards and Grants	2,917,700,000	1,164,614,225	-	1,753,085,775	39.92%	60.08%
Total Federal Funds	\$ 3,002,670,200	\$ 1,188,831,947	\$ -	\$ 1,813,838,253	39.59%	60.41%

ILLINOIS STATE BOARD OF EDUCATION
Awards and Grants Expenditures
July 1, 2012 through March 31, 2013
(Fiscal Year 2013)

<u><i>General Revenue Fund</i></u>	Appropriation Amount	Expenditures to Date	Unexpended Appropriation	Percentage spent YTD	Percentage Unexpended
Advanced Placement Classes	527,000	-	527,000	0.00%	100.00%
Agriculture Education	1,800,000	1,415,913	384,087	78.66%	21.34%
Arts and Foreign Language	500,000	417,777	82,223	83.56%	16.44%
Bilingual Education	61,381,200	11,863,876	49,517,324	19.33%	80.67%
Vocational Education Career and Technical Education	38,062,100	31,557,804	6,504,296	82.91%	17.09%
Early Childhood Education	296,465,701	214,558,643	81,907,058	72.37%	27.63%
Technology for Success	1,700,000	1,264,519	435,481	74.38%	25.62%
ROE School Bus Driver Training	70,000	70,000	-	100.00%	0.00%
ROE School Services	2,225,050	1,776,787	448,263	79.85%	20.15%
Autism Training & Technical Assistance	100,000	100,000	-	100.00%	0.00%
Recording for Blind and Dyslexic	816,600	816,600	-	100.00%	0.00%
Children's Mental Health Partnership	250,000	-	250,000	0.00%	100.00%
Educational Materials Unit	1,421,100	1,050,000	371,100	73.89%	26.11%
Philip Rock Center Reimbursement	3,577,800	2,900,000	677,800	81.06%	18.94%
Alternative Education	6,539,330	5,208,645	1,330,685	79.65%	20.35%
Truant Alternative/Optional Education	12,000,000	9,735,241	2,264,759	81.13%	18.87%
National Board Certification Reimbursement	1,000,000	-	1,000,000	0.00%	100.00%
Teach America	1,225,000	864,567	360,433	70.58%	29.42%
Reorganization Incentive	2,805,000	2,680,683	124,317	95.57%	4.43%
Special Education-Private Tuition	206,843,300	180,160,523	26,682,777	87.10%	12.90%
Special Education-Extraordinary	314,196,100	258,583,387	55,612,713	82.30%	17.70%
Special Education-Personnel	440,200,000	351,105,584	89,094,416	79.76%	20.24%
Special Education-Orphanage Tuition	111,000,000	69,018,059	41,981,941	62.18%	37.82%
Transportation-Regular/Vocational	205,808,900	156,493,347	49,315,553	76.04%	23.96%
Transportation-Special Education	440,500,000	246,176,622	194,323,378	55.89%	44.11%
Free Lunch/Breakfast	14,300,000	11,461,448	2,838,552	80.15%	19.85%
Orphanage Tuition	13,000,000	6,966,237	6,033,763	53.59%	46.41%
Special Education-Summer School	10,100,000	10,100,000	-	100.00%	0.00%
Lowest Performing Schools	1,002,300	-	1,002,300	0.00%	100.00%
IL Coalition Immigrant/Refugee Parent Mentor	1,000,000	1,000,000	-	100.00%	0.00%
Tax Equivalent Grants	222,600	222,600	-	100.00%	0.00%
East St. Louis District 189	9,000,000	-	9,000,000	0.00%	100.00%
After School Matters	2,500,000	2,500,000	-	100.00%	0.00%
Total General Revenue Fund	\$ 2,201,612,081	\$ 1,580,068,862	\$ 621,543,219	71.77%	28.23%

ILLINOIS STATE BOARD OF EDUCATION
Awards and Grants Expenditures
July 1, 2012 through March 31, 2013
(Fiscal Year 2013)

	Appropriation Amount	Expenditures to Date	Unexpended Appropriation	Percentage spent YTD	Percentage Unexpended
<u>Education Assistance Fund</u>					
General State Aid	\$ 390,661,700	\$ -	\$ 390,661,700	0.00%	100.00%
Total Education Assistance Fund	\$ 390,661,700	\$ -	\$ 390,661,700	0.00%	100.00%
<u>Common School Fund</u>					
General State Aid	3,896,090,800	3,130,772,999	765,317,801	80.36%	19.64%
Total Common School Fund	\$ 3,896,090,800	\$ 3,130,772,999	\$ 765,317,801	80.36%	19.64%
<u>Drivers Education Fund</u>					
Driver Education Grants	\$ 17,500,000	\$ 13,124,978	\$ 4,375,022	75.00%	25.00%
Total Drivers Education Fund	\$ 17,500,000	\$ 13,124,978	\$ 4,375,022	75.00%	25.00%
<u>School Dist. Emergency Financial Asst. Fund</u>					
School District Emergency Financial Assistance	\$ 1,000,000	\$ 19,096	\$ 980,904	1.91%	98.09%
Total School Dist. Emergency Fin. Asst. Fund	\$ 1,000,000	\$ 19,096	\$ 980,904	1.91%	98.09%
<u>SBE Federal Department of Agriculture Fund</u>					
Federal Nutrition Programs	\$ 725,000,000	\$ 435,093,587	\$ 289,906,413	60.01%	39.99%
Total SBE Federal Department of Agriculture Fund	\$ 725,000,000	\$ 435,093,587	\$ 289,906,413	60.01%	39.99%
<u>SBE Federal Agency Services Fund</u>					
Learn and Serve America	\$ 500,000	\$ 175,220	\$ 324,780	35.04%	64.96%
Total SBE Federal Agency Services Fund	\$ 500,000	\$ 175,220	\$ 324,780	35.04%	64.96%

ILLINOIS STATE BOARD OF EDUCATION
Awards and Grants Expenditures
July 1, 2012 through March 31, 2013
(Fiscal Year 2013)

	Appropriation Amount	Expenditures to Date	Unexpended Appropriation	Percentage spent YTD	Percentage Unexpended
<u>SBE Federal Department of Education Fund</u>					
Title VI Rural and Low Income Students	\$ 2,000,000	\$ 355,489	\$ 1,644,511	17.77%	82.23%
Race to the Top	11,197,837	4,271,128	6,926,709	38.14%	61.86%
Title III - English Language Acquisition	45,000,000	10,644,898	34,355,102	23.66%	76.34%
ONPAR	2,000,000	-	2,000,000	0.00%	100.00%
Enhancing Education Through Technology	5,000,000	1,313,592	3,686,408	26.27%	73.73%
Charter Schools	9,000,000	-	9,000,000	0.00%	100.00%
Advanced Placement Fee	3,000,000	1,731,701	1,268,299	57.72%	42.28%
Title I - Basic	825,000,000	321,968,682	503,031,318	39.03%	60.97%
Title IV - Safe & Drug Free Schools	500,000	18,696	481,304	3.74%	96.26%
Title IV - 21st Century/Community Service	65,000,000	21,595,270	43,404,730	33.22%	66.78%
Title II - Teacher Quality	157,000,000	44,089,481	112,910,519	28.08%	71.92%
Title II - Math/Science Partnerships	14,000,000	2,843,256	11,156,744	20.31%	79.69%
Title X - McKinney Homeless	5,000,000	1,100,946	3,899,054	22.02%	77.98%
Longitudinal Data Systems	685,000	-	685,000	0.00%	100.00%
IDEA - Preschool	25,000,000	8,657,817	16,342,183	34.63%	65.37%
IDEA - Improvement	4,000,000	868,644	3,131,356	21.72%	78.28%
IDEA	700,000,000	250,855,778	449,144,222	35.84%	64.16%
IDEA - Deaf/Blind	500,000	187,837	312,163	37.57%	62.43%
IDEA-Bellefaire JCB	500,000	452,681	47,319	90.54%	9.46%
Career and Technical Education - Basic Perkins	55,000,000	24,930,553	30,069,447	45.33%	54.67%
Career and Technical Education - Tech Prep	100,000	-	100,000	0.00%	100.00%
Special Federal Congressional Initiatives	4,920,463	-	4,920,463	0.00%	100.00%
Striving Readers	499,100	-	499,100	0.00%	100.00%
Title I ARRA	146,000,000	18,120,824	127,879,176	12.41%	87.59%
Enhancing Education Through Technology-ARRA	100,000	-	100,000	0.00%	100.00%
Total SBE Federal Department of Education Fund	\$ 2,081,002,400	\$ 714,007,274	\$ 1,366,995,126	34.31%	65.69%
<u>Charter Schools Revolving Loan Program Fund</u>					
Charter Schools Revolving Loans	\$ 20,000	\$ -	\$ 20,000	0.00%	100.00%
Total Charter Schools Rev. Loan Program Fund	\$ 20,000	\$ -	\$ 20,000	0.00%	100.00%

ILLINOIS STATE BOARD OF EDUCATION
Awards and Grants Expenditures
July 1, 2012 through March 31, 2013
(Fiscal Year 2013)

	Appropriation Amount	Expenditures to Date	Unexpended Appropriation	Percentage spent YTD	Percentage Unexpended
<u>School Technology Revolving Loan Program Fund</u>					
School Technology Revolving Loans	\$ 5,000,000	\$ 1,181,600	\$ 3,818,400	23.63%	76.37%
Total School Technology Rev. Loan Program Fund	\$ 5,000,000	\$ 1,181,600	\$ 3,818,400	23.63%	76.37%
<u>Temporary Relocation Expenses Revolving Grant Fund</u>					
Temporary Relocation Revolving Loans/Grants	\$ 1,400,000	\$ -	\$ 1,400,000	0.00%	100.00%
Total Temporary Relocation Exp. Rev. Grant Fund	\$ 1,400,000	\$ -	\$ 1,400,000	0.00%	100.00%
<u>Capital Development Fund</u>					
Grants for Educational Purposes	\$ 25,000,000	\$ -	\$ 25,000,000	0.00%	100.00%
Total Capital Development Fund	\$ 25,000,000	\$ -	\$ 25,000,000	0.00%	100.00%
<u>School Construction Fund</u>					
Construction Grants	\$ 83,716,205	\$ 16,431,059	\$ 67,285,146	19.63%	80.37%
Total School Construction Fund	\$ 83,716,205	\$ 16,431,059	\$ 67,285,146	19.63%	80.37%
<u>Build Illinois Bond Fund</u>					
Construction Grants	\$ 409,619	\$ -	\$ 409,619	0.00%	100.00%
Total Build Illinois Bond Fund	\$ 409,619	\$ -	\$ 409,619	0.00%	100.00%
<u>U.S. Dept. of Education Jobs Program Federal Trust Fund</u>					
Awards and Grants	\$ 26,000,000	\$ 6,330,976	\$ 19,669,024	24.35%	75.65%
Total U.S. Dept. of Education Jobs Program Fed. Trust Fund	\$ 26,000,000	\$ 6,330,976	\$ 19,669,024	24.35%	75.65%

ILLINOIS STATE BOARD OF EDUCATION
Awards and Grants Expenditures
July 1, 2012 through March 31, 2013
(Fiscal Year 2013)

	Appropriation Amount	Expenditures to Date	Unexpended Appropriation	Percentage spent YTD	Percentage Unexpended
<u>Personal Property Tax Replacement Fund</u>					
Grants for Educational Purposes	\$ 12,025,000	\$ 8,286,788	\$ 3,738,212	68.91%	31.09%
Total Personal Property Tax Replacement Fund	\$ 12,025,000	\$ 8,286,788	\$ 3,738,212	68.91%	31.09%
<u>After School Rescue Fund</u>					
Lump Sums	\$ 200,000	\$ -	\$ -	0.00%	0.00%
Total After School Rescue Fund	\$ 200,000	\$ -	\$ -		
TOTAL AWARDS AND GRANTS - ALL FUNDS	\$ 9,467,137,805	\$ 5,905,492,439	\$ 3,561,445,366		37.62%

**ILLINOIS STATE BOARD OF EDUCATION
FINANCIAL STATUS REPORT - 07/01/2012 THROUGH 3/31/2013
FY2013**

	<u>Funded Amount</u>	<u>Expended Year to Date</u>	<u>% Spent Year to Date</u>	<u>March Expenditures</u>	<u>Description</u>
Personal Services and Related	55,906.6	29,399.5	52.6%	3,192.6	Salaries & Benefits
Contractual Services	192,103.9	49,594.3	25.8%	7,897.9	Agency Contracts (see below); Non-Employee Travel; Conferences; Registration Fees
Travel	2,651.9	815.2	30.7%	591.3	Staff Travel
Commodities	746.8	134.9	18.1%	10.5	Supplies; Books
Printing	770.3	55.9	7.3%	7.4	Agency Printing
Equipment	1,492.8	312.1	20.9%	14.4	Computers; Printers; Furniture
Telecommunications	1,064.7	290.3	27.3%	40.1	Telecommunications Expenses
Auto Operations	23.8	16.0	67.2%	2.2	Operation of Agency Autos
Prompt Payment Act	202.5	191.7	94.7%	191.7	Prompt Payment
Refunds	20.8	14.6	70.2%	0.0	Refunds
Temp. Relocation Revolving Fund	0.0	0.0	0.0%	0.0	Interfund Cash Transfer
Grants	9,358,539.1	5,889,061.4	62.9%	945,780.6	See Detail Below
School Construction Grants	109,125.8	16,431.1	15.1%	0.0	School Construction Funds
TOTAL	9,722,649.0	5,986,317.0		957,728.7	

	<u>Funded Amount</u>	<u>Expended Year to Date</u>	<u>% Spent Year to Date</u>	<u>March Expenditures</u>	<u>Description</u>
Agency Contracts Breakdown:					
<u>Human Resources</u>					
Schuyler Roche & Chrisham GRF	125.0	76.7	61.3%	27.6	Arbitration matters
<u>Administrative Services</u>					
Alzina					Building lease in Springfield
GRF	1,333.9	1,018.7	76.4%	203.7	
Other State	254.8	194.6	76.4%	38.9	
Federal	751.4	573.8	76.4%	114.8	
Xerox Corp					Copier Maintenance Repairs
GRF	92.5	63.5	68.7%	8.2	
Other State	92.5	0.0	0.0%	0.0	
Facilities Management					
GRF	110.0	72.7	66.1%	9.0	Rent for Chicago Office, Thompson Center
Other State	4.2	3.1	74.4%	0.3	
Federal	183.9	121.2	65.9%	15.0	
<u>General Counsel/Legal</u>					
21 Impartial Hearing Officers GRF	89.8	26.7	29.7%	0.0	Teacher Dismissal Hearing Officers

	<u>Funded Amount</u>	<u>Expended Year to Date</u>	<u>% Spent Year to Date</u>	<u>March Expenditures</u>	<u>Description</u>
Franczek, Sullivan PC					Attorney General's Office appointed Res Vazquez to continue as Legal Counsel for the ongoing implementation and monitoring of the Corey H. consent decree
GRF	35.0	30.4	86.8%	0.5	
Shefsky & Froelich LTD					Prosecution of Educator misconduct cases and any other cases ISBE may request
GRF	184.0	25.2	13.7%	0.0	
ADR International, LLC					Pursuant to PA97-8 will provide training to hearing officers to enable them to preside over tenured teacher dismissal hearings across the State of Illinois.
GRF	125.0	41.7	33.3%	0.0	
<u>Information Technology</u>					
Dell Marketing LP					CMS master lease agreement - Third year of a five-year installment purchase agreement for a Storage Area Network, server products and components
GRF	131.4	131.4	100.0%	0.0	
Other State	114.0	114.0	100.0%	0.0	
Federal	77.8	77.8	100.0%	0.0	
Utilistar					Data analysis and reporting for Supplemental Education Services
Federal	60.0	14.0	23.4%	0.0	
Capitol Strategies Inc					Programmer for Child Nutrition/ ACES - MY07211
Federal	89.3	88.8	99.4%	0.0	
Capitol Strategies Inc					Programmer for Entity System - MY07212
GRF	156.7	113.5	72.4%	28.1	
Ashbaugh & Associates					Programmer for Teacher Certification Information System and Educator Certification System MY09212
Other State	159.7	98.0	61.4%	0.0	
Ashbaugh & Associates					Two programmers for the Special Education Data System - MY11214
Federal	303.6	177.6	58.5%	20.2	
Capitol Strategies Inc					Two Programmers for Child Nutrition System - MY08212
Federal	323.4	115.5	35.7%	23.7	
Ashbaugh & Associates					Two programmers for Child Nutrition (CNS), Claim Entry System (ACES) and LAN based Child Nutrition System - MY11211
Federal	321.4	183.0	56.9%	10.6	
Lead IT					One programmer for Child Nutrition (CNS), Claim Entry System (ACES) and LAN based Child Nutrition System - MY11212
Federal	126.0	63.4	50.4%	6.7	
Marucco Stoddard, Ferenbach & Walsh (MSF&W)					One lead programmer for Child Nutrition (CNS), Claim Entry System (ACES) and LAN based Child Nutrition System - MY11213
Federal	161.7	78.8	48.7%	12.6	
Hupp Information Technologies					Programmer for support of EDFacts/EDEN
Federal	78.9	18.4	23.4%	0.0	
IBM					Development of Statewide Student Information System
GRF	702.5	667.5	95.0%	162.9	
Federal	1,252.5	635.7	50.8%	0.0	
IBM					Will provide one Skill Level 3 Programmer Analyst for the ILDS application project
Federal	66.0	62.2	94.1%	0.0	
IBM					Will provide one Skill Level 3 Programmer Analyst for the ILDS application project
Federal	68.1	68.1	100.0%	0.0	
IBM					Will provide one Skill Level 3 Programmer Analyst for the ILDS application project
Federal	66.0	60.0	90.9%	0.0	

		<u>Funded Amount</u>	<u>Expended Year to Date</u>	<u>% Spent Year to Date</u>	<u>March Expenditures</u>	<u>Description</u>
IBM	Federal	66.0	65.6	99.4%	0.0	Will provide one Skill Level 3 Programmer Analyst for the ILDS application project
IBM	Federal	68.1	68.1	100.0%	0.0	Will provide one Skill Level 3 Programmer Analyst for the ILDS application project
IBM	Federal	68.1	59.5	87.3%	0.0	Will provide one Skill Level 3 Programmer Analyst for the ILDS application project
IBM	Federal	68.1	60.5	88.7%	0.0	Will provide one Skill Level 3 Programmer Analyst for the ILDS application project
IBM	Federal	68.1	68.1	100.0%	0.0	Will provide one Skill Level 3 Programmer Analyst for the ILDS application project
<u>College and Career Readiness</u>						
Sangamon County ROE						Staff support for Illinois Mathematics and Science Partnership Program and Enhancing Education Through Technology as well as other statewide initiatives
	Federal	60.0	30.0	50.0%	0.0	
EvalSolutions						Will provide external evaluation for Illinois Mathematics and Science Partnerships Program
	Federal	112.9	67.7	60.0%	11.3	
Illinois Chamber of Commerce						Will establish a governance structure in which the Lead Entity will serve as administrative and fiscal agent of the Transportation, Distribution and Logistics Learning Exchange.
	Federal	50.0	12.5	25.0%	0.0	
University of Illinois						Will support the implementation and continuous improvement of the pathways initiative, including the STEM POS and Learning Exchanges.
	Federal	291.8	145.9	50.0%	0.0	
Illinois Foundation FFA						Will establish a governance structure in which the Lead Entity will serve as administrative and fiscal agent of the Agriculture Learning Exchange.
	Federal	150.0	75.0	50.0%	37.5	
Illinois Science and Technology Inst.						Will establish a governance structure in which the Lead Entity will serve as administrative and fiscal agent of the Research and Development Learning Exchange.
	Federal	149.5	44.6	29.8%	0.0	
Illinois Manufacturers' Association						Will establish a governance structure in which the Lead Entity will serve as administrative and fiscal agent of the Manufacturing Learning Exchange.
	Federal	150.0	37.5	25.0%	0.0	
Illinois Community College Board						Will perform services related to the STEM College and Career Readiness project (CCR), which will support the implementation of programs of study by connecting remedial education to programs of study efforts
	Federal	123.0	0.0	0.0%	0.0	
Illinois State University						Will establish a governance structure in which the Lead Entity will serve as administrative and fiscal agent of the Energy Learning Exchange.
	Federal	50.0	12.5	25.0%	0.0	
University of Illinois						Will establish a governance structure in which the Lead Entity will serve as administrative and fiscal agent of the Health Science Learning Exchange.
	Federal	150.0	75.0	50.0%	37.5	
Southwestern Ed. Dev. Corp						Will assist ISBE with state sponsored technical assistance workshops and professional development for 21st CCLC grantees.
	Federal	598.0	338.5	56.6%	259.5	

	<u>Funded Amount</u>	<u>Expended Year to Date</u>	<u>% Spent Year to Date</u>	<u>March Expenditures</u>	<u>Description</u>
Illinois Board of Higher Education					Will focus on advancement of the implementation and alignment of Common Core State Standards across secondary and post secondary curricula through the development of a regional consortia of universities, community colleges and high schools through outreach.
Federal	112.5	0.0	0.0%	0.0	
<u>Early Childhood</u>					
Hupp Information Technologies					Programmer for Early Childhood Block Grant Program
GRF	86.3	21.1	24.5%	0.0	
National Louis University					Third party monitoring of Early Childhood Block Grant Programs
GRF	831.0	415.5	50.0%	0.0	
IL Department of Human Services					Gateways to Opportunities Scholarship Program for Early Childhood
GRF	500.0	500.0	100.0%	0.0	
WestEd					Contractor will develop the Illinois Kindergarten Individual Development Survey
GRF	1,523.1	689.6	45.3%	0.0	
<u>English Language Learning</u>					
Illinois Migrant Council					Support & technical assistance to the Migrant Education Program
Federal	491.0	343.3	69.9%	36.9	
University of Wisconsin					Will create academic Spanish language development standards for grades PreK-12 and develop technology mediated assessments for grades PreK-12
Federal	1,341.7	424.5	31.6%	0.0	
Illinois Resource Center					Statewide professional development
GRF	1,760.9	1,173.9	66.7%	146.7	
Federal	125.0	0.0	0.0%	0.0	
<u>Special Education Services</u>					
7 Hearing Officers					Impartial Hearing Officers in the local-level - Section 14-8.02 of the School Code
Federal	294.0	232.8	79.2%	34.5	
9 Mediation Officers					Special Education mediation services
Federal	95.0	63.7	67.1%	3.0	
ROE # 20					Harrisburg Project - Manage software for special education districts and co-ops
Federal	692.8	461.8	66.7%	57.7	
Gail Imobersteg					Evaluation of Special Education Impartial Hearing Officers
Federal	50.0	33.3	66.7%	4.2	
Measurement Incorporated					Special Education parent survey
Federal	65.0	21.7	33.4%	21.7	
Capitol Strategies Consulting					Maintain Special Education Database System
Federal	153.9	93.9	61.0%	10.8	
Illinois State University					Evaluation services for the 5 year State Personnel Development Grant
Federal	156.3	106.3	68.0%	25.0	
IL Caucus for Adolescent Health					HIV Prevention Education Training
Federal	50.0	50.0	100.0%	20.0	
Peoria County ROE					Administer, plan and implement the IL Virtual School (IVS) Program
GRF	1,200.0	750.0	62.5%	90.0	
Special Education Services					Training and on-going staff development for Due Process Hearing Officers
Federal	134.9	93.3	69.2%	10.4	
Macro International Inc					Will administer the Youth Risk Behavior Survey (YRBS)
Federal	74.9	37.4	50.0%	0.0	

	<u>Funded Amount</u>	<u>Expended Year to Date</u>	<u>% Spent Year to Date</u>	<u>March Expenditures</u>	<u>Description</u>
Fieldcrest CUSD 6					School Technology Revolving Loan Agreement
Other State	81.9	81.9	100.0%	0.0	
Forrestville Valley School Dist #221					School Technology Revolving Loan Agreement
Other State	64.3	64.3	100.0%	0.0	
Woodstock CUSD #200					School Technology Revolving Loan Agreement
Other State	250.0	250.0	100.0%	0.0	
East Alton/Wood River Dist #14					School Technology Revolving Loan Agreement
Other State	113.8	113.8	100.0%	0.0	
Griggsville-Perry CUSD #4					School Technology Revolving Loan Agreement
Other State	40.3	40.3	100.0%	0.0	
Sycamore CUSD # 427					School Technology Revolving Loan Agreement
Other State	211.2	211.2	100.0%	0.0	
Taylorville CUSD #3					School Technology Revolving Loan Agreement
Other State	152.4	152.4	100.0%	0.0	
Waterloo CUSD #5					School Technology Revolving Loan Agreement
Other State	158.4	158.4	100.0%	0.0	
DuQuoin CUSD #300					School Technology Revolving Loan Agreement
Other State	89.5	89.5	100.0%	0.0	
<u>Innovation and Improvement</u>					
Northern Illinois University					A "live data" website for an Illinois Interactive Report Card
GRF	810.2	590.0	72.8%	0.0	
Federal	384.8	0.0	0.0%	0.0	
Academic Development, Inc.					Technical assistance to schools/districts in developing evaluations for the content and effectiveness of the parental involvement policy activities and programs for improving the academic quality of schools through the spread of internet technology
Federal	100.7	50.4	50.0%	0.0	
Sangamon County ROE					Provide services in the review, amendment and approval process of NCLB applications and ARRA Title I applications
Federal	150.0	75.0	50.0%	0.0	
University of Memphis					Evaluation of the effectiveness of providers for Supplemental Education Services
Federal	153.8	76.9	50.0%	0.0	
Macon Piatt County ROE					Will support the consistent design and delivery of state professional development modules
GRF	137.6	91.7	66.7%	11.5	
American Institutes for Research					Will conduct monitoring activities and provide statewide technical assistance and professional development to the 21st Century Community Learning Center
Federal	25.0	25.0	100.0%	0.0	
The Vallas Group					Will assist in the coordination of various aspects of ISBE interventions in low performing school districts
GRF	311.3	0.0	0.0%	0.0	
Illinois State University					Will convene and facilitate the work of multi-state teams to support common core statewide implementation planning. Provide leadership and coordination of the Partnership for the Assessment Readiness for College and Career (PARCC) Educator Leader Core.
Federal	891.0	60.0	6.7%	0.0	
GRF	9.0	0.0	0.0%	0.0	

	<u>Funded Amount</u>	<u>Expended Year to Date</u>	<u>% Spent Year to Date</u>	<u>March Expenditures</u>	<u>Description</u>
<u>Assessment</u>					
NCS Pearson (Harcourt)					Implement the Illinois Standards Achievement Test (ISAT) and state assessment and accountability requirements- MY07645
GRF	11,671.5	10,604.4	90.9%	1,067.1	
Federal	2,272.3	138.1	6.1%	0.0	
NCS Pearson (Harcourt)					Development of the Illinois Standards Achievement Test- MY05647
GRF	3,058.0	2,551.7	83.4%	506.3	
Federal	3,058.0	2,005.3	65.6%	0.0	
NCS Pearson, Inc.					IAA Test Development (MY066410)
Federal	2,713.5	1,809.0	66.7%	226.1	
Wisconsin University - WIDA Consortium					Title III Requirements for the ACCESS test (English Language Learning). Validated through comparative studies
GRF	4,839.8	3,387.9	70.0%	0.0	
American College Testing					Administration of the Prairie State Achievement Exam (PSAE)
GRF	7,435.2	7,285.5	98.0%	1,214.3	
Federal	7,521.6	0.0	0.0%	0.0	
Harte-Hanks					Will provide evaluation and review of vendor services to ensure the quality and accuracy of all Illinois' assessments
Federal	306.3	166.4	54.3%	34.6	
Other State	39.8	24.0	60.3%	0.0	
Danny Long					Will serve as the Partnership for Assessment of Readiness for College and Careers (PARCC) Coordinator.
Federal	107.3	68.3	63.6%	9.8	
GRF	9.2	6.4	69.8%	0.7	
University of Illinois					Evaluation of the large scale assessment and accountability system
GRF	39.0	39.0	100.0%	0.0	
<u>System of Support and District Intervention</u>					
American Institutes for Research					Will direct and support the work of the Statewide System of Support (SSOS) in establishing programs and processes based on scientifically-based research and best practices.
Federal	9,999.9	4,399.9	44.0%	1,400.0	
<u>Preparation and Evaluation</u>					
4 Hearing Officers					Certification Revocation Hearing Officers
Other State	179.9	21.4	11.9%	0.0	
Illinois State University					Coordinate work to support of the National Board of Professional Teaching Standards to serve schools
Federal	329.3	101.3	30.8%	31.3	
Consortium for Educational Change					Will develop training, support and informational materials necessary according to The Performance Evaluation Reform Act (PERA)
Federal	2,300.0	1,846.4	80.3%	20.6	
Consortium for Educational Change					Will develop training, support and informational materials necessary according to The Performance Evaluation Reform Act (PERA)
Federal	225.0	150.0	66.7%	0.0	
University of Chicago					Will develop and administer a statewide Survey of Learning Conditions as required by Section 2-3.153 of the School Code
Federal	513.0	256.5	50.0%	0.0	

	<u>Funded Amount</u>	<u>Expended Year to Date</u>	<u>% Spent Year to Date</u>	<u>March Expenditures</u>	<u>Description</u>
American Institutes for Research					Will provide a work plan that lays out strategic timelines and outcomes to be completed monthly through 6/30/13, in order to fulfill the short term and long term goals of PEAC
Federal	293.7	168.7	57.4%	25.0	
University of Illinois					Facilitate with ISBE and New Illinois Teacher Collaborative a pilot for the Induction and Mentoring Program
Other State	88.0	88.0	100.0%	0.0	
Westat					Will serve as the entity to conduct the PERA Research Based Study.
Federal	392.7	130.9	33.3%	0.0	
<u>Chief Performance Officer</u>					
Ashbaugh & Associates, Inc.					Provide programmer for the Illinois Longitudinal Data System
Federal	215.3	150.3	69.8%	17.8	
IL Board of Higher Education					Integrate infrastructure and data systems of IBHE and ISBE for IL Longitudinal Data System
Federal	157.0	72.5	46.2%	9.2	
Public Consulting Group					IL Longitudinal Data System Data Architecture
Federal	1,170.0	18.0	1.5%	18.0	
IL Board of Higher Education					IL Longitudinal Data System Status Reports
Federal	338.4	78.1	23.1%	1.0	
Hupp Information Technologies					Redesign of the TCIS TSR Systems
Federal	1,929.9	908.6	47.1%	101.4	
MSF&W					Co-project manager for the Illinois Longitudinal Data System (ILDS)
Federal	176.6	129.8	73.5%	15.6	
Public Consulting Group					Provide services in the integration of all ISBE student-level data collection systems and connecting student-level data
Federal	200.0	0.0	0.0%	0.0	
Illinois Community College Board					Funding for ICCB to perform certain services related to the State Longitudinal Data System ARRA Grant
Federal	1,030.3	206.8	20.1%	9.0	
Illinois Student Assistance Commission					ISAC will perform certain services related to SLDS ARRA Grant
Federal	631.8	261.8	41.4%	0.0	
University of Illinois					Will create a statewide education policy research collaborative.
Federal	140.7	70.4	50.0%	70.4	
Northern Illinois University					NIU will update the Illinois Interactive Report card to implement to new state report card per Public Act 097-0671.
Federal	285.0	95.0	33.3%	0.0	
<u>Fiscal and Procurement</u>					
Crowe Horwath					Will follow the agency procedures for GAAP reports and the IOC's SAMS chapter 27 procedures to assist staff in extracting and compiling data from the Agency's Internal Accounting System for the purpose of converting accounting information from cash basis GAAP reporting
GRF	96.6	88.1	91.2%	0.0	
Multilingual Connections					Translation of documents from English to other languages
Federal	116.2	39.2	33.7%	0.0	

	<u>Funded Amount</u>	<u>Expended Year to Date</u>	<u>% Spent Year to Date</u>	<u>March Expenditures</u>	<u>Description</u>
<u>Funding & Disbursements</u>					
MTW Solutions, LLC					Technical Support for e-Grants System
Federal	45.0	0.0	0.0%	0.0	
GRF	15.0	0.0	0.0%	0.0	
<u>Nutrition Programs</u>					
Legal Resolve, Inc.					Administrative Hearing Officer for Child Care Food Program
Federal	150.0	40.0	26.7%	0.0	
Department of Public Health					Conduct the summer food sanitation inspections
Federal	135.0	67.0	49.6%	0.0	
<u>School Business Services</u>					
North Chicago SD 187					Technical assistance to promote the financial health of the this district. Will provide funding toward the salary and benefits for a new financial and budget analyst position at the district.
Other State	74.1	19.1	25.8%	0.0	
PAYSON SCH DIST NO 1					School Maintenance Grant
Other State	50.0	50.0	100.0%	0.0	
MENDON CUSD 4					School Maintenance Grant
Other State	50.0	50.0	100.0%	0.0	
QUINCY SD 172					School Maintenance Grant
Other State	50.0	50.0	100.0%	0.0	
GRIGGSVILLE CUSD 4					School Maintenance Grant
Other State	50.0	50.0	100.0%	0.0	
SHAWNEE CUSD 84					School Maintenance Grant
Other State	50.0	50.0	100.0%	0.0	
BOND COUNTY 2					School Maintenance Grant
Other State	50.0	50.0	100.0%	0.0	
EFFINGHAM CUSD 40					School Maintenance Grant
Other State	50.0	50.0	100.0%	0.0	
BELVIDERE CUSD 100					School Maintenance Grant
Other State	50.0	50.0	100.0%	0.0	
NORTH BOONE CUD 200					School Maintenance Grant
Other State	50.0	50.0	100.0%	0.0	
ROCKFORD SCHOOL DIST 205					School Maintenance Grant
Other State	50.0	50.0	100.0%	0.0	
DURAND CUSD 322					School Maintenance Grant
Other State	50.0	50.0	100.0%	0.0	
FIVE-COUNTY REG VOC SYST-EFE					School Maintenance Grant
Other State	50.0	50.0	100.0%	0.0	
HONONEGAH CHSD 207					School Maintenance Grant
Other State	50.0	50.0	100.0%	0.0	
NORTHBROOK ESD 27					School Maintenance Grant
Other State	50.0	50.0	100.0%	0.0	
GLENVIEW DIST 34					School Maintenance Grant
Other State	50.0	50.0	100.0%	0.0	
COOK COUNTY SCHOOL DISTRICT 36					School Maintenance Grant
Other State	50.0	50.0	100.0%	0.0	

	<u>Funded Amount</u>	<u>Expended Year to Date</u>	<u>% Spent Year to Date</u>	<u>March Expenditures</u>	<u>Description</u>
KENILWORTH SD 38					School Maintenance Grant
Other State	50.0	50.0	100.0%	0.0	
WILMETTE SD 39					School Maintenance Grant
Other State	50.0	50.0	100.0%	0.0	
DES PLAINES SCH DIST 62					School Maintenance Grant
Other State	50.0	50.0	100.0%	0.0	
PARK RIDGE DIST 64 CONS					School Maintenance Grant
Other State	50.0	50.0	100.0%	0.0	
GOLF ELEM SD 67					School Maintenance Grant
Other State	50.0	50.0	100.0%	0.0	
MORTON GROVE SD 70					School Maintenance Grant
Other State	50.0	50.0	100.0%	0.0	
FAIRVIEW SD 72					School Maintenance Grant
Other State	50.0	50.0	100.0%	0.0	
EVERGREEN PARK ESD 124					School Maintenance Grant
Other State	50.0	50.0	100.0%	0.0	
ATWOOD HEIGHTS DISTRICT 125					School Maintenance Grant
Other State	50.0	50.0	100.0%	0.0	
LEMONT-BROMBEREK CSD 113A					School Maintenance Grant
Other State	50.0	50.0	100.0%	0.0	
FOREST RIDGE SD 142					School Maintenance Grant
Other State	49.3	49.3	100.0%	0.0	
COMMUNITY CONS SCH DIST 146					School Maintenance Grant
Other State	50.0	50.0	100.0%	0.0	
ALSIP-HAZLGRN-OAKLWN SD 126					School Maintenance Grant
Other State	50.0	50.0	100.0%	0.0	
HOOVER SCHRUM MEMORIAL 157					School Maintenance Grant
Other State	50.0	50.0	100.0%	0.0	
SCHILLER PARK SD 81					School Maintenance Grant
Other State	50.0	50.0	100.0%	0.0	
MAINE TWP HSD 207					School Maintenance Grant
Other State	50.0	50.0	100.0%	0.0	
MANNHEIM COOK CNTY 083					School Maintenance Grant
Other State	50.0	50.0	100.0%	0.0	
FRANKLIN PARK SD 84					School Maintenance Grant
Other State	50.0	50.0	100.0%	0.0	
UNION RIDGE SD 86					School Maintenance Grant
Other State	50.0	50.0	100.0%	0.0	
WESTCHESTER SD 92-5					School Maintenance Grant
Other State	50.0	50.0	100.0%	0.0	
HILLSIDE SD 93					School Maintenance Grant
Other State	50.0	50.0	100.0%	0.0	
PENNOYER SD 79					School Maintenance Grant
Other State	50.0	50.0	100.0%	0.0	
RIVERSIDE SCHOOL DIST 96					School Maintenance Grant
Other State	50.0	50.0	100.0%	0.0	
LA GRANGE SD 102					School Maintenance Grant
Other State	50.0	50.0	100.0%	0.0	

	<u>Funded Amount</u>	<u>Expended Year to Date</u>	<u>% Spent Year to Date</u>	<u>March Expenditures</u>	<u>Description</u>
LA GRANGE SD 105					School Maintenance Grant
Other State	50.0	50.0	100.0%	0.0	
PROVISO TWP HSD 209					School Maintenance Grant
Other State	50.0	50.0	100.0%	0.0	
LEYDEN CHSD 212					School Maintenance Grant
Other State	50.0	50.0	100.0%	0.0	
CENTRAL STICKNEY SD 110					School Maintenance Grant
Other State	50.0	50.0	100.0%	0.0	
NORTH PALOS SD 117					School Maintenance Grant
Other State	50.0	50.0	100.0%	0.0	
OAK LAWN-HOMETOWN S D 123					School Maintenance Grant
Other State	50.0	50.0	100.0%	0.0	
ARGO CHSD 217					School Maintenance Grant
Other State	50.0	50.0	100.0%	0.0	
REAVIS TWP HSD 220					School Maintenance Grant
Other State	50.0	50.0	100.0%	0.0	
BREMEN CHSD 228					School Maintenance Grant
Other State	50.0	50.0	100.0%	0.0	
OAK LAWN CHSD 229					School Maintenance Grant
Other State	50.0	50.0	100.0%	0.0	
EASTLAND CUSD 308					School Maintenance Grant
Other State	50.0	50.0	100.0%	0.0	
WEST CARROLL CUSD 314					School Maintenance Grant
Other State	50.0	50.0	100.0%	0.0	
EAST DUBUQUE CUSD 119					School Maintenance Grant
Other State	50.0	50.0	100.0%	0.0	
WARREN CUSD 205					School Maintenance Grant
Other State	50.0	50.0	100.0%	0.0	
ORANGEVILLE SD 203					School Maintenance Grant
Other State	49.9	49.9	100.0%	0.0	
TOLONO SCH DIST 7					School Maintenance Grant
Other State	50.0	50.0	100.0%	0.0	
GIBSON-MELVIN-SIBLEY CUSD 5					School Maintenance Grant
Other State	50.0	50.0	100.0%	0.0	
PAXTON BUCKLEY LODA CUSD					School Maintenance Grant
Other State	50.0	50.0	100.0%	0.0	
HILLSBORO CUSD 3					School Maintenance Grant
Other State	50.0	50.0	100.0%	0.0	
MARSHALL CUSD 2C					School Maintenance Grant
Other State	50.0	50.0	100.0%	0.0	
MATTOON CUSD 2					School Maintenance Grant
Other State	50.0	50.0	100.0%	0.0	
CHADWICK-MILLEDGEVILLE 399					School Maintenance Grant
Other State	50.0	50.0	100.0%	0.0	
RICH TWP HSD 227					School Maintenance Grant
Other State	50.0	50.0	100.0%	0.0	
TUSCOLA CUSD 301					School Maintenance Grant
Other State	50.0	50.0	100.0%	0.0	

	<u>Funded Amount</u>	<u>Expended Year to Date</u>	<u>% Spent Year to Date</u>	<u>March Expenditures</u>	<u>Description</u>
ARTHUR CUSD 305					School Maintenance Grant
Other State	50.0	50.0	100.0%	0.0	
KANSAS CUSD 3					School Maintenance Grant
Other State	50.0	50.0	100.0%	0.0	
SHELBYVILLE CUSD 4					School Maintenance Grant
Other State	50.0	50.0	100.0%	0.0	
STEWARDSON-STRASBURG 5A					School Maintenance Grant
Other State	50.0	50.0	100.0%	0.0	
CENTRAL A&M COMMUNITY UNIT					School Maintenance Grant
Other State	50.0	50.0	100.0%	0.0	
EDGAR COUNTY CUSD 6					School Maintenance Grant
Other State	50.0	50.0	100.0%	0.0	
CLAY CITY CUSD 10					School Maintenance Grant
Other State	50.0	50.0	100.0%	0.0	
ROBINSON SD 2					School Maintenance Grant
Other State	50.0	50.0	100.0%	0.0	
COUNTY OF RICHLAND					School Maintenance Grant
Other State	50.0	50.0	100.0%	0.0	
WESCLIN CUSD 3					School Maintenance Grant
Other State	50.0	50.0	100.0%	0.0	
CENTRAL COMM HIGH SD 71					School Maintenance Grant
Other State	50.0	50.0	100.0%	0.0	
PATOKA CUSD 100					School Maintenance Grant
Other State	50.0	50.0	100.0%	0.0	
INDIAN CREEK CUSD 425					School Maintenance Grant
Other State	50.0	50.0	100.0%	0.0	
SYCAMORE CUSD 427					School Maintenance Grant
Other State	50.0	50.0	100.0%	0.0	
DEKALB CUSD 428					School Maintenance Grant
Other State	50.0	50.0	100.0%	0.0	
HIAWATHA CUSD 426					School Maintenance Grant
Other State	50.0	50.0	100.0%	0.0	
COUNTY OF COLE					School Maintenance Grant
Other State	50.0	50.0	100.0%	0.0	
SOMONAUK CUSD 432					School Maintenance Grant
Other State	50.0	50.0	100.0%	0.0	
BLUE RIDGE CUSD 18					School Maintenance Grant
Other State	50.0	50.0	100.0%	0.0	
PRAIRIE CENTRAL CUSD 8					School Maintenance Grant
Other State	50.0	50.0	100.0%	0.0	
OKAW VALLEY CUSD 302					School Maintenance Grant
Other State	50.0	50.0	100.0%	0.0	
TRI- POINT CUSD 6-J					School Maintenance Grant
Other State	50.0	50.0	100.0%	0.0	
INDIAN VALLEY VOCATIONAL CENTER					School Maintenance Grant
Other State	50.0	50.0	100.0%	0.0	
DWIGHT TWP HSD 230					School Maintenance Grant
Other State	50.0	50.0	100.0%	0.0	

	<u>Funded Amount</u>	<u>Expended Year to Date</u>	<u>% Spent Year to Date</u>	<u>March Expenditures</u>	<u>Description</u>
TRI VALLEY CUSD 3					School Maintenance Grant
Other State	50.0	50.0	100.0%	0.0	
MCLEAN COUNTY UD 5					School Maintenance Grant
Other State	50.0	50.0	100.0%	0.0	
LEXINGTON CUSD 7					School Maintenance Grant
Other State	50.0	50.0	100.0%	0.0	
COUNTY OF DUPAGE SCHOOL DIST 4					School Maintenance Grant
Other State	50.0	50.0	100.0%	0.0	
WOOD DALE SD 7					School Maintenance Grant
Other State	50.0	50.0	100.0%	0.0	
MEDINAH SD 11					School Maintenance Grant
Other State	50.0	50.0	100.0%	0.0	
BLOOMINGDALE SD 13					School Maintenance Grant
Other State	50.0	50.0	100.0%	0.0	
QUEEN BEE SD 16					School Maintenance Grant
Other State	50.0	50.0	100.0%	0.0	
WINFIELD SD34					School Maintenance Grant
Other State	50.0	50.0	100.0%	0.0	
GLENN ELLYN DISTRICT 41					School Maintenance Grant
Other State	50.0	50.0	100.0%	0.0	
LOMBARD SD 44					School Maintenance Grant
Other State	50.0	50.0	100.0%	0.0	
VILLA PARK SD 45					School Maintenance Grant
Other State	50.0	50.0	100.0%	0.0	
BUTLER SD 53					School Maintenance Grant
Other State	50.0	50.0	100.0%	0.0	
DOWNERS GROVE GSD 58					School Maintenance Grant
Other State	50.0	50.0	100.0%	0.0	
DARIEN SD 61					School Maintenance Grant
Other State	50.0	50.0	100.0%	0.0	
COUNTY OF DUPAGE					School Maintenance Grant
Other State	50.0	50.0	100.0%	0.0	
WOODRIDGE SD 68					School Maintenance Grant
Other State	50.0	50.0	100.0%	0.0	
HINSDALE DIST 86					School Maintenance Grant
Other State	50.0	50.0	100.0%	0.0	
FENTON CHSD 100					School Maintenance Grant
Other State	50.0	50.0	100.0%	0.0	
LAKE PARK CHSD 108					School Maintenance Grant
Other State	50.0	50.0	100.0%	0.0	
COMMUNITY UNIT SCHOOL DIST 200					School Maintenance Grant
Other State	50.0	50.0	100.0%	0.0	
LISLE CUSD 202					School Maintenance Grant
Other State	50.0	50.0	100.0%	0.0	
ELMHURST SD 205					School Maintenance Grant
Other State	50.0	50.0	100.0%	0.0	
MAERCKER SD 60					School Maintenance Grant
Other State	50.0	50.0	100.0%	0.0	

	<u>Funded Amount</u>	<u>Expended Year to Date</u>	<u>% Spent Year to Date</u>	<u>March Expenditures</u>	<u>Description</u>
DUPAGE AREA OCCUP EDUCATIONAL					School Maintenance Grant
Other State	50.0	50.0	100.0%	0.0	
WABASH CUSD 348					School Maintenance Grant
Other State	50.0	50.0	100.0%	0.0	
CARMI-WHITE COUNTY CUSD 5					School Maintenance Grant
Other State	50.0	50.0	100.0%	0.0	
CARTERVILLE CUSD 5					School Maintenance Grant
Other State	50.0	50.0	100.0%	0.0	
V I T UNIT SCHOOL DIST 2					School Maintenance Grant
Other State	50.0	50.0	100.0%	0.0	
CANTON UNION SD 66					School Maintenance Grant
Other State	50.0	50.0	100.0%	0.0	
SCHUYLER-INDUSTRY CUSD 5					School Maintenance Grant
Other State	50.0	50.0	100.0%	0.0	
MORRIS SD 54					School Maintenance Grant
Other State	50.0	50.0	100.0%	0.0	
SARATOGA CCSD 60C					School Maintenance Grant
Other State	50.0	50.0	100.0%	0.0	
NEWARK CHSD 18					School Maintenance Grant
Other State	50.0	50.0	100.0%	0.0	
PLANO CUSD 88					School Maintenance Grant
Other State	50.0	50.0	100.0%	0.0	
LISBON CCSD 90					School Maintenance Grant
Other State	50.0	50.0	100.0%	0.0	
SOUTHEASTERN CUSD 337					School Maintenance Grant
Other State	50.0	50.0	100.0%	0.0	
WEST PRAIRIE CUSD 103					School Maintenance Grant
Other State	50.0	50.0	100.0%	0.0	
WEST CENTRAL CUSD 235					School Maintenance Grant
Other State	50.0	50.0	100.0%	0.0	
MERCER COUNTY SD 404					School Maintenance Grant
Other State	50.0	50.0	100.0%	0.0	
PRINCETON ELEM SD 115					School Maintenance Grant
Other State	50.0	50.0	100.0%	0.0	
ALWOOD CUSD 225					School Maintenance Grant
Other State	50.0	50.0	100.0%	0.0	
ANNAWAN CUSD 226					School Maintenance Grant
Other State	50.0	50.0	100.0%	0.0	
CAMBRIDGE CUSD 227					School Maintenance Grant
Other State	50.0	50.0	100.0%	0.0	
GALATIA CUSD 1					School Maintenance Grant
Other State	50.0	50.0	100.0%	0.0	
ORION CUSD 223					School Maintenance Grant
Other State	50.0	50.0	100.0%	0.0	
CARBONDALE ESD 95					School Maintenance Grant
Other State	50.0	50.0	100.0%	0.0	
CARBONDALE CHSD 165					School Maintenance Grant
Other State	50.0	50.0	100.0%	0.0	

	<u>Funded Amount</u>	<u>Expended Year to Date</u>	<u>% Spent Year to Date</u>	<u>March Expenditures</u>	<u>Description</u>
ELGIN SCHOOL DISTRICT U-46					School Maintenance Grant
Other State	50.0	50.0	100.0%	0.0	
AURORA WEST SCHOOL DIST 129					School Maintenance Grant
Other State	50.0	50.0	100.0%	0.0	
DONOVAN COMMUNITY U S D 3					School Maintenance Grant
Other State	50.0	50.0	100.0%	0.0	
CENTRAL CUSD 4					School Maintenance Grant
Other State	50.0	50.0	100.0%	0.0	
IROQUOIS WEST CUSD 10					School Maintenance Grant
Other State	50.0	50.0	100.0%	0.0	
MOMENCE COMM UNIT SCH DIST 1					School Maintenance Grant
Other State	50.0	50.0	100.0%	0.0	
HERSCHER CUSD 2					School Maintenance Grant
Other State	50.0	50.0	100.0%	0.0	
BRADLEY BOURBONNAIS CHSD 307					School Maintenance Grant
Other State	50.0	50.0	100.0%	0.0	
GALESBURG CUSD 205					School Maintenance Grant
Other State	50.0	50.0	100.0%	0.0	
EMMONS SD 33					School Maintenance Grant
Other State	50.0	50.0	100.0%	0.0	
CRESCENT-IROQUOIS CUSD 249					School Maintenance Grant
Other State	50.0	50.0	100.0%	0.0	
GRASS LAKE SD 36					School Maintenance Grant
Other State	50.0	50.0	100.0%	0.0	
GRAYSLAKE CCSD 46					School Maintenance Grant
Other State	50.0	50.0	100.0%	0.0	
WOODLAND CCSD 50					School Maintenance Grant
Other State	50.0	50.0	100.0%	0.0	
LAKE BLUFF SCHOOL DISTRICT 65					School Maintenance Grant
Other State	50.0	50.0	100.0%	0.0	
OAK GROVE SD 68					School Maintenance Grant
Other State	50.0	50.0	100.0%	0.0	
LIBERTYVILLE SD 70					School Maintenance Grant
Other State	50.0	50.0	100.0%	0.0	
RONDOUT SD 72					School Maintenance Grant
Other State	50.0	50.0	100.0%	0.0	
HAWTHORN CCSD 73					School Maintenance Grant
Other State	50.0	50.0	100.0%	0.0	
DIAMOND LAKE SD 76					School Maintenance Grant
Other State	50.0	50.0	100.0%	0.0	
FREMONT SD 79					School Maintenance Grant
Other State	50.0	50.0	100.0%	0.0	
BRADFORD CUSD 1					School Maintenance Grant
Other State	50.0	50.0	100.0%	0.0	
MANTENO CUSD 5					School Maintenance Grant
Other State	50.0	50.0	100.0%	0.0	
LAKE ZURICH SD 95					School Maintenance Grant
Other State	50.0	50.0	100.0%	0.0	

	<u>Funded Amount</u>	<u>Expended Year to Date</u>	<u>% Spent Year to Date</u>	<u>March Expenditures</u>	<u>Description</u>
LINCOLNSHIRE-PRAIRIEVIEW 103					School Maintenance Grant
Other State	50.0	50.0	100.0%	0.0	
TOWNSHIP HIGH SCHOOL DIST 113					School Maintenance Grant
Other State	50.0	50.0	100.0%	0.0	
FOX LAKE GSD 114					School Maintenance Grant
Other State	50.0	50.0	100.0%	0.0	
ROUND LAKE AREA SD 116					School Maintenance Grant
Other State	50.0	50.0	100.0%	0.0	
KNOXVILLE CUSD 202					School Maintenance Grant
Other State	50.0	50.0	100.0%	0.0	
WINTHROP HARBOR SD 1					School Maintenance Grant
Other State	50.0	50.0	100.0%	0.0	
WAUCONDA CUSD 118					School Maintenance Grant
Other State	50.0	50.0	100.0%	0.0	
MUNDELEIN HS DIST 120					School Maintenance Grant
Other State	50.0	50.0	100.0%	0.0	
WARREN THSD 121					School Maintenance Grant
Other State	50.0	50.0	100.0%	0.0	
GRANT CHSD 124					School Maintenance Grant
Other State	50.0	50.0	100.0%	0.0	
GRAYSLAKE CHSD 127					School Maintenance Grant
Other State	50.0	50.0	100.0%	0.0	
NORTH CHICAGO SD 187					School Maintenance Grant
Other State	50.0	50.0	100.0%	0.0	
LAKE CO HIGH SCHL TECHNOLOGY					School Maintenance Grant
Other State	50.0	50.0	100.0%	0.0	
LELAND CUSD 1					School Maintenance Grant
Other State	50.0	50.0	100.0%	0.0	
SERENA CUSD NO 2					School Maintenance Grant
Other State	50.0	50.0	100.0%	0.0	
EARLVILLE CUSD 9					School Maintenance Grant
Other State	50.0	50.0	100.0%	0.0	
ALLEN TWSP COMM CONS DIST 65					School Maintenance Grant
Other State	50.0	50.0	100.0%	0.0	
KANKAKEE AREA CAREER CENTER					School Maintenance Grant
Other State	50.0	50.0	100.0%	0.0	
LASALLE-PERU TOWNSHIP HIGH					School Maintenance Grant
Other State	50.0	50.0	100.0%	0.0	
OTTAWA THSD 140					School Maintenance Grant
Other State	50.0	50.0	100.0%	0.0	
SENECA TWP HSD 160					School Maintenance Grant
Other State	50.0	50.0	100.0%	0.0	
SENECA CCSD 170					School Maintenance Grant
Other State	50.0	50.0	100.0%	50.0	
WALLACE CCSD 195					School Maintenance Grant
Other State	50.0	50.0	100.0%	0.0	
RUTLAND CCSD 230					School Maintenance Grant
Other State	50.0	50.0	100.0%	0.0	

	<u>Funded Amount</u>	<u>Expended Year to Date</u>	<u>% Spent Year to Date</u>	<u>March Expenditures</u>	<u>Description</u>
MOUNT PULASKI CUD 23					School Maintenance Grant
Other State	50.0	50.0	100.0%	0.0	
HAVANA CUSD 126					School Maintenance Grant
Other State	50.0	50.0	100.0%	0.0	
ILLINI CENTRAL CUSD 189					School Maintenance Grant
Other State	50.0	50.0	100.0%	0.0	
PORTA CUSD 202					School Maintenance Grant
Other State	50.0	50.0	100.0%	0.0	
ATHENS CUSD 213					School Maintenance Grant
Other State	50.0	50.0	100.0%	0.0	
ARGENTA-OREANA CUSD 1					School Maintenance Grant
Other State	50.0	50.0	100.0%	0.0	
MT ZION CUSD 3					School Maintenance Grant
Other State	50.0	50.0	100.0%	0.0	
SANGAMON VALLEY CUSD 9					School Maintenance Grant
Other State	50.0	50.0	100.0%	0.0	
MERIDIAN CUSD 15					School Maintenance Grant
Other State	50.0	50.0	100.0%	0.0	
DECATUR SD 61					School Maintenance Grant
Other State	50.0	50.0	100.0%	0.0	
BEMENT CUSD 5					School Maintenance Grant
Other State	50.0	50.0	100.0%	0.0	
MONTICELLO CU 25					School Maintenance Grant
Other State	50.0	50.0	100.0%	0.0	
DELAND-WELDON CUSD 57					School Maintenance Grant
Other State	50.0	50.0	100.0%	0.0	
CERRO GORDO CUSD 100					School Maintenance Grant
Other State	50.0	50.0	100.0%	0.0	
CARROLLTON CUSD 1					School Maintenance Grant
Other State	50.0	50.0	100.0%	0.0	
ANTIOCH C H S D 117					School Maintenance Grant
Other State	50.0	50.0	100.0%	0.0	
COMMUNITY HIGH SD 128					School Maintenance Grant
Other State	50.0	50.0	100.0%	0.0	
MAROA FORSYTH CUSD 2					School Maintenance Grant
Other State	50.0	50.0	100.0%	0.0	
GREENFIELD CUSD 10					School Maintenance Grant
Other State	50.0	50.0	100.0%	0.0	
JERSEY CUSD 100					School Maintenance Grant
Other State	50.0	50.0	100.0%	0.0	
MT OLIVE CUSD 5					School Maintenance Grant
Other State	50.0	50.0	100.0%	0.0	
STAUNTON CUSD 6					School Maintenance Grant
Other State	50.0	50.0	100.0%	0.0	
SOUTHWESTERN CUSD 9					School Maintenance Grant
Other State	50.0	50.0	100.0%	0.0	
NORTH MAC CUSD 34					School Maintenance Grant
Other State	50.0	50.0	100.0%	0.0	

	<u>Funded Amount</u>	<u>Expended Year to Date</u>	<u>% Spent Year to Date</u>	<u>March Expenditures</u>	<u>Description</u>
ROXANA CUSD 1					School Maintenance Grant
Other State	50.0	50.0	100.0%	0.0	
TRIAD CUSD 2					School Maintenance Grant
Other State	50.0	50.0	100.0%	0.0	
HIGHLAND CUSD 5					School Maintenance Grant
Other State	50.0	50.0	100.0%	0.0	
BETHALTO CUSD 8					School Maintenance Grant
Other State	50.0	50.0	100.0%	0.0	
GRANITE CITY CUSD 9					School Maintenance Grant
Other State	50.0	50.0	100.0%	0.0	
COLLINSVILLE CUSD 10					School Maintenance Grant
Other State	50.0	50.0	100.0%	0.0	
ALTON CUSD 11					School Maintenance Grant
Other State	50.0	50.0	100.0%	0.0	
MIDLAND CUSD 7					School Maintenance Grant
Other State	50.0	50.0	100.0%	0.0	
PUTNAM CCSD 535					School Maintenance Grant
Other State	50.0	50.0	100.0%	0.0	
FIELDCREST CUSD 6					School Maintenance Grant
Other State	50.0	50.0	100.0%	0.0	
EL PASO-GRIDLEY CUSD 11					School Maintenance Grant
Other State	50.0	50.0	100.0%	0.0	
CARLINVILLE CUSD 1					School Maintenance Grant
Other State	50.0	50.0	100.0%	0.0	
EUREKA 140					School Maintenance Grant
Other State	50.0	50.0	100.0%	0.0	
NIPPERSINK SCH DIST 2					School Maintenance Grant
Other State	50.0	50.0	100.0%	0.0	
FOX RIVER GROVE CSD 3					School Maintenance Grant
Other State	50.0	50.0	100.0%	0.0	
JOHNSBURG CUSD 12					School Maintenance Grant
Other State	50.0	50.0	100.0%	0.0	
RILEY CCSD 18					School Maintenance Grant
Other State	50.0	50.0	100.0%	0.0	
MCHENRY CCSD 15					School Maintenance Grant
Other State	50.0	50.0	100.0%	0.0	
ALDEN HEBRON SD 19					School Maintenance Grant
Other State	50.0	50.0	100.0%	0.0	
HARRISON SD 36					School Maintenance Grant
Other State	50.0	50.0	100.0%	0.0	
CRYSTAL LAKE CCSD 47					School Maintenance Grant
Other State	50.0	50.0	100.0%	0.0	
HARVARD CUSD 50					School Maintenance Grant
Other State	50.0	50.0	100.0%	0.0	
MARENGO CHSD 154					School Maintenance Grant
Other State	50.0	50.0	100.0%	0.0	
COMMUNITY HIGH SD 155					School Maintenance Grant
Other State	50.0	50.0	100.0%	0.0	

	<u>Funded Amount</u>	<u>Expended Year to Date</u>	<u>% Spent Year to Date</u>	<u>March Expenditures</u>	<u>Description</u>
MCHENRY CHSD 156					School Maintenance Grant
Other State	50.0	50.0	100.0%	0.0	
RICHMOND-BURTON CHSD 157					School Maintenance Grant
Other State	50.0	50.0	100.0%	0.0	
HUNTLEY SD NO 158					School Maintenance Grant
Other State	50.0	50.0	100.0%	0.0	
MARENGO-UNION ECSD 165					School Maintenance Grant
Other State	50.0	50.0	100.0%	0.0	
WOODSTOCK SCHOOL DIST 200					School Maintenance Grant
Other State	50.0	50.0	100.0%	0.0	
VALMEYER CUSD 3					School Maintenance Grant
Other State	50.0	50.0	100.0%	0.0	
COLUMBIA CUSD 4					School Maintenance Grant
Other State	50.0	50.0	100.0%	0.0	
WATERLOO CUSD 5					School Maintenance Grant
Other State	50.0	50.0	100.0%	0.0	
STEELEVILLE CUSD 138					School Maintenance Grant
Other State	50.0	50.0	100.0%	0.0	
BROWN COUNTY CUSD 1					School Maintenance Grant
Other State	50.0	50.0	100.0%	0.0	
VIRGINIA CUSD 64					School Maintenance Grant
Other State	50.0	50.0	100.0%	0.0	
A-C CENTRAL CUSD 262					School Maintenance Grant
Other State	50.0	50.0	100.0%	0.0	
MEREDOSIA-CHAMBERSBURG 11					School Maintenance Grant
Other State	50.0	50.0	100.0%	0.0	
JACKSONVILLE SD 117					School Maintenance Grant
Other State	50.0	50.0	100.0%	0.0	
WINCHESTER CUSD 1					School Maintenance Grant
Other State	50.0	50.0	100.0%	0.0	
SCOTT-MORGAN CUSD 2					School Maintenance Grant
Other State	50.0	50.0	100.0%	0.0	
DIXON CUSD 170					School Maintenance Grant
Other State	50.0	50.0	100.0%	0.0	
STEWARD 220 SCHOOL DIST					School Maintenance Grant
Other State	50.0	50.0	100.0%	0.0	
OREGON CUSD 220					School Maintenance Grant
Other State	50.0	50.0	100.0%	0.0	
FORRESTVILLE VALLEY CUSD 221					School Maintenance Grant
Other State	50.0	50.0	100.0%	0.0	
POLO CUSD 222					School Maintenance Grant
Other State	50.0	50.0	100.0%	0.0	
MERIDIAN CUSD 223					School Maintenance Grant
Other State	50.0	50.0	100.0%	0.0	
BYRON COMMUNITY UNIT SD 226					School Maintenance Grant
Other State	50.0	50.0	100.0%	0.0	
PEORIA 150					School Maintenance Grant
Other State	50.0	50.0	100.0%	0.0	

	<u>Funded Amount</u>	<u>Expended Year to Date</u>	<u>% Spent Year to Date</u>	<u>March Expenditures</u>	<u>Description</u>
IL VALLEY CENTRAL UNIT 321					School Maintenance Grant
Other State	50.0	50.0	100.0%	0.0	
ELMWOOD CUSD 322					School Maintenance Grant
Other State	50.0	50.0	100.0%	0.0	
PEORIA HEIGHTS CUSD 325					School Maintenance Grant
Other State	50.0	50.0	100.0%	0.0	
PRINCEVILLE CUSD 326					School Maintenance Grant
Other State	50.0	50.0	100.0%	0.0	
ILLINI BLUFFS CUSD 327					School Maintenance Grant
Other State	50.0	50.0	100.0%	0.0	
MOLINE USD 40					School Maintenance Grant
Other State	50.0	50.0	100.0%	0.0	
ROCK ISLAND SD 41					School Maintenance Grant
Other State	50.0	50.0	100.0%	0.0	
RIVERDALE CUSD 100					School Maintenance Grant
Other State	50.0	50.0	100.0%	0.0	
ROCKRIDGE CUSD 300					School Maintenance Grant
Other State	50.0	50.0	100.0%	0.0	
LEBANON CUSD 9					School Maintenance Grant
Other State	50.0	50.0	100.0%	0.0	
HARMONY EMGE SD 175					School Maintenance Grant
Other State	50.0	50.0	100.0%	0.0	
DUPO CUSD 196					School Maintenance Grant
Other State	50.0	50.0	100.0%	0.0	
ROCHESTER CUSD 3A					School Maintenance Grant
Other State	50.0	50.0	100.0%	0.0	
BALL CHATHAM CUSD 5					School Maintenance Grant
Other State	50.0	50.0	100.0%	0.0	
AUBURN CUSD 10					School Maintenance Grant
Other State	50.0	50.0	100.0%	0.0	
PAWNEE CUSD 11					School Maintenance Grant
Other State	50.0	50.0	100.0%	0.0	
RIVERTON CUSD 14					School Maintenance Grant
Other State	50.0	50.0	100.0%	0.0	
WILLIAMSVILLE CUSD 15					School Maintenance Grant
Other State	50.0	50.0	100.0%	0.0	
LOWPOINT-WASHBURN CUSD 21					School Maintenance Grant
Other State	50.0	50.0	100.0%	0.0	
COUNTY OF WOODFORD 122					School Maintenance Grant
Other State	50.0	50.0	100.0%	0.0	
CHESTER CUSD 139					School Maintenance Grant
Other State	50.0	50.0	100.0%	0.0	
FRANKLIN CUSD 1					School Maintenance Grant
Other State	50.0	50.0	100.0%	0.0	
SHERRARD CUSD 200					School Maintenance Grant
Other State	50.0	50.0	100.0%	0.0	
NEW BERLIN CUSD 16					School Maintenance Grant
Other State	50.0	50.0	100.0%	0.0	

	<u>Funded Amount</u>	<u>Expended Year to Date</u>	<u>% Spent Year to Date</u>	<u>March Expenditures</u>	<u>Description</u>
SPRINGFIELD SD 186					School Maintenance Grant
Other State	50.0	50.0	100.0%	0.0	
TREMONT CUD 702					School Maintenance Grant
Other State	50.0	50.0	100.0%	0.0	
DELAVAN CUSD 703					School Maintenance Grant
Other State	50.0	50.0	100.0%	0.0	
MORTON CUSD 709					School Maintenance Grant
Other State	50.0	50.0	100.0%	0.0	
CATLIN CUSD 5					School Maintenance Grant
Other State	50.0	50.0	100.0%	0.0	
ROSSVILLE-ALVIN CSD 7					School Maintenance Grant
Other State	50.0	50.0	100.0%	0.0	
OAKWOOD CUSD 76					School Maintenance Grant
Other State	50.0	50.0	100.0%	0.0	
DANVILLE CCSD 118					School Maintenance Grant
Other State	50.0	50.0	100.0%	0.0	
BECK AREA CAREER CENTER					School Maintenance Grant
Other State	50.0	50.0	100.0%	0.0	
ERIE CUSD 1					School Maintenance Grant
Other State	50.0	50.0	100.0%	0.0	
STERLING CUSD 5					School Maintenance Grant
Other State	50.0	50.0	100.0%	0.0	
WILCO AREA CAREER CENTER					School Maintenance Grant
Other State	50.0	50.0	100.0%	0.0	
CHANNAHON SD 17					School Maintenance Grant
Other State	50.0	50.0	100.0%	0.0	
LOCKPORT SD 91					School Maintenance Grant
Other State	50.0	50.0	100.0%	0.0	
NEW LENOX SD 122					School Maintenance Grant
Other State	50.0	50.0	100.0%	0.0	
FRANKFORT CCSD 157C					School Maintenance Grant
Other State	50.0	50.0	100.0%	0.0	
MOKENA SD 159					School Maintenance Grant
Other State	50.0	50.0	100.0%	0.0	
SUMMIT HILL SD 161					School Maintenance Grant
Other State	50.0	50.0	100.0%	0.0	
BEECHER CUSD 200U					School Maintenance Grant
Other State	50.0	50.0	100.0%	0.0	
CRETE-MONEE SD 201-U					School Maintenance Grant
Other State	50.0	50.0	100.0%	0.0	
WILMINGTON CUSD 209U					School Maintenance Grant
Other State	50.0	50.0	100.0%	0.0	
VALLEY VIEW CUSD 365U					School Maintenance Grant
Other State	50.0	50.0	100.0%	0.0	
ELWOOD CCSD 203					School Maintenance Grant
Other State	50.0	50.0	100.0%	0.0	
LOCKPORT TWP HSD 205					School Maintenance Grant
Other State	50.0	50.0	100.0%	0.0	

	<u>Funded Amount</u>	<u>Expended Year to Date</u>	<u>% Spent Year to Date</u>	<u>March Expenditures</u>	<u>Description</u>
HOMER CCSD 33					School Maintenance Grant
Other State	50.0	50.0	100.0%	0.0	
PEOTONE CUSD 207U					School Maintenance Grant
Other State	50.0	50.0	100.0%	0.0	

Grants Breakdown:

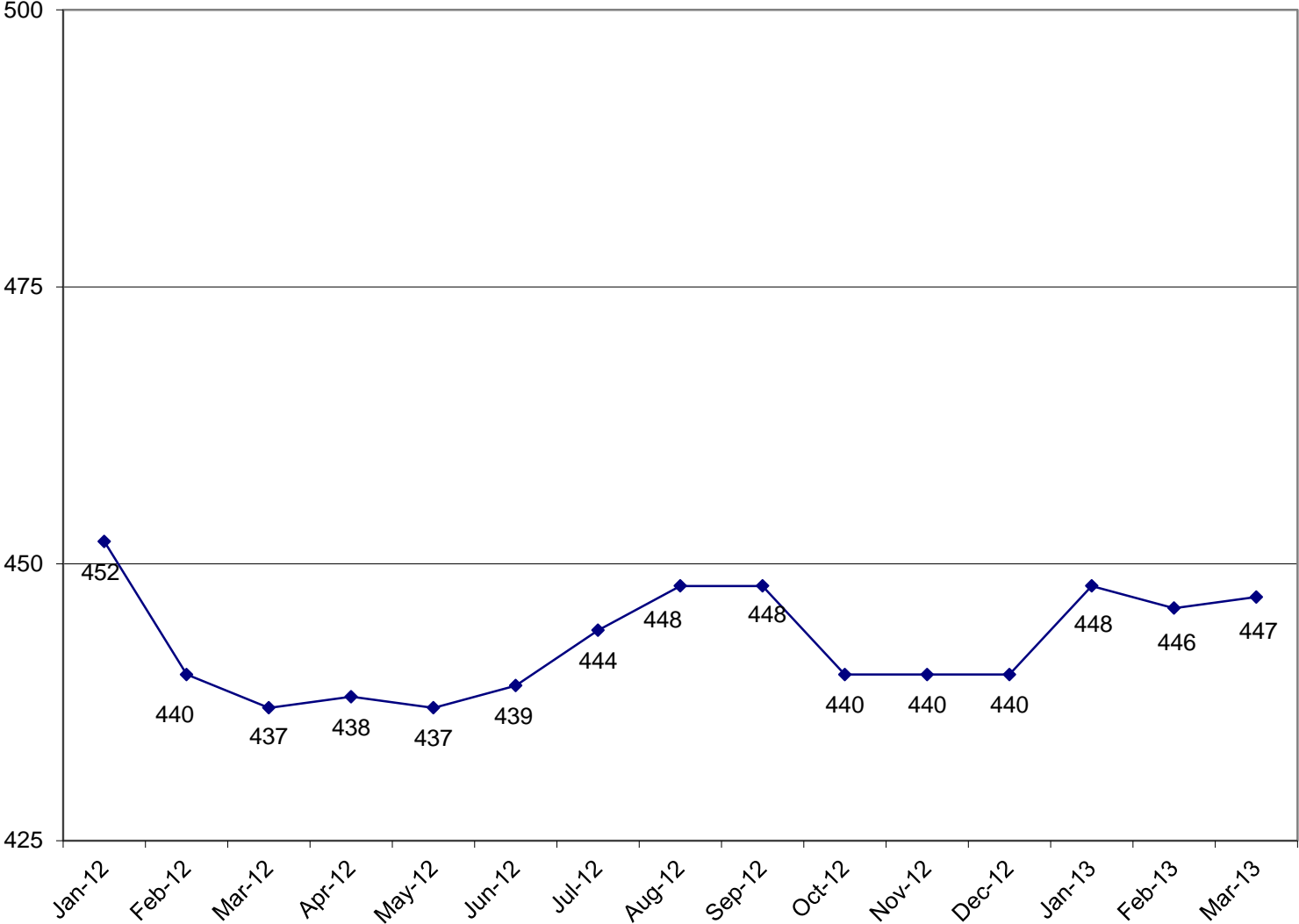
General State Aid	4,286,752.5	3,130,773.00	73.0%	388,766.30	Formula
Title I - Low Income	825,000.0	321,968.70	39.0%	57,970.20	Formula
Child Nutrition	725,000.0	435,093.60	60.0%	64,321.00	Formula - Reimbursement
IDEA	700,000.0	250,855.90	35.8%	27,129.20	Formula
Transportation Spec Ed	440,500.0	246,176.60	55.9%	93,535.10	Formula
Spec Ed Personnel	440,200.0	351,105.60	79.8%	88,995.60	Formula
Spec Ed Extraordinary	314,196.1	258,583.40	82.3%	55,612.70	Mandated Categorical-Supplemental
Early Childhood Block	296,465.7	214,558.70	72.4%	28,339.70	Block grant for Pre-K, parent training and prevention initiative
Spec Ed Private Facility Tuition	206,843.3	180,160.50	87.1%	48,785.80	Formula
Transportation Reg/Voc	205,808.9	156,493.30	76.0%	49,515.50	Formula
Title II - Teacher Quality	157,000.0	44,089.50	28.1%	9,399.20	Formula
Title I - Low Income - ARRA	146,000.0	18,120.80	12.4%	1,135.60	Formula - Federal Stimulus
Spec Ed Orphanage	111,000.0	69,018.00	62.2%	7,851.80	Formula
Title IV - 21st Century	65,000.0	21,595.30	33.2%	1,576.10	Competitive
Bilingual Education	61,381.2	11,863.90	19.3%	0	Mandated Categorical
Voc Ed - Federal	55,000.0	24,930.60	45.3%	2,103.90	Formula and Competitive - to improve student academic and career skills
Title III - English Language Acq	45,000.0	10,644.90	23.7%	1,365.10	Grant
Vocational Education - State	38,062.1	31,557.80	82.9%	2,966.70	Formula
IDEA Preschool	25,000.0	8,657.80	34.6%	817.5	Formula - special education, 3-5 year-olds
Driver Education	17,500.0	13,125.00	75.0%	4,375.00	Reimbursement
State Free Lunch and Breakfast	14,300.0	11,461.40	80.1%	614.2	Mandated Categorical - Reimbursement
Title II Math/Science Partnerships	14,000.0	2,843.30	20.3%	48.8	Formula
Orphanage Tuition	13,000.0	6,966.20	53.6%	2,221.80	Reimbursement to school districts for children residing in orphanages
ROE Salaries	12,025.0	8,286.80	68.9%	906.5	Salaries for ROE's
Truant/Dropout/Optional Education	12,000.0	9,735.20	81.1%	846.8	Competitive - at-risk students/dropout prevention
Race to the Top	11,197.8	4,271.10	38.1%	3,879.30	Grants to LEA's
Spec Ed Summer School	10,100.0	10,100.00	100.0%	0	Formula - Special ed students enrolled in summer sessions
East St. Louis Sch Dist 189	9,000.0	0	0.0%	0	Grant to East St. Louis Sch Dist 189
Charter Schools - Federal	9,000.0	0	0.0%	0	Competitive
Alternative Ed/Reg Safe Schools	6,539.3	5,208.60	79.7%	1,303.90	Formula
Technology Literacy	5,000.0	1,313.60	26.3%	0	Competitive and non-competitive grants to school districts
McKinney Homeless Ed	5,000.0	1,100.90	22.0%	54.8	Competitive grants to school districts
School Tech. Rev. Loan	5,000.0	1,181.60	23.6%	20	Loans to schools to implement technology
Congressional Earmarks	4,920.5	0	0.0%	0	Grants
IDEA Improvement Part D	4,000.0	868.6	21.7%	287.8	Reimbursement
Philip Rock Center	3,577.8	2,900.00	81.1%	300	Targeted Initiative
Advanced Placement Fee	3,000.0	1,731.70	57.7%	0	Fee reimbursement for Adv Placement Exam and Int'l Baccaalaureate exam
Reorg Incentive Feasibility Stdy	2,805.0	2,680.70	95.6%	13	Grants
After School Matters	2,500.0	2,500.00	100.0%	0	Grant to After School Matters
ROE - School Services	2,225.1	1,776.80	79.9%	205.3	Formula - ROE Operations
Title VI-Flex. & Acct Rural Education	2,000.0	355.5	17.8%	52.7	Grants to school districts

	<u>Funded Amount</u>	<u>Expended Year to Date</u>	<u>% Spent Year to Date</u>	<u>March Expenditures</u>	<u>Description</u>
ONPAR	2,000.0	0	0.0%	0	Grant
Agriculture Education	1,800.0	1,415.90	78.7%	70.3	Grants to school districts
Technology for Success -State	1,700.0	1,264.50	74.4%	208.9	Grants
Mat'ls for the Visually Impaired	1,421.1	1,050.00	73.9%	100	Targeted Init. - with The Chicago Lighthouse for People who are Blind or Visually Impaired
Temporary Relocation	1,400.0	0	0.0%	0	Formula grants for school emergency relocation
Teach America	1,225.0	864.6	70.6%	0	Grant to Teach for America-Chicago
Lowest Performing Schools	1,002.3	0	0.0%	0	Grants to lowest performing schools
Nat'l Board Certification	1,000.0	0	0.0%	0	Grants
IL Coalition IM/RF Parent Mentor	1,000.0	1,000.00	100.0%	0	Grant to the Illions Coalition Immigrant and Refugee Rights Parent Mentor Program
Emergency Financial Assistance	1,000.0	19.1	1.9%	0	Formula and loans to school districts
Recording - Blind and Dyslexic	816.6	816.6	100.0%	0	Grant to increase achievement of students with visual impairments
Longitudinal Data System - DOE	685.0	0	0.0%	0	Grants
Advanced Placement Classes/State	527.0	0	0.0%	0	Grants
Arts & Foreign Language	500.0	417.8	83.6%	84.5	Grants
Learn & Serve America	500.0	175.2	0.0%	0	Competitive grants
Title IV - Safe and Drug Free	500.0	18.7	3.7%	0	Formula
IDEA - Bellefaire	500.0	452.7	90.5%	0	Grants to legislated school districts for reimbursement of excess cost
Deaf/Blind	500.0	187.8	37.6%	0	Grant to Philip J. Rock Center
Striving Readers	499.1	0	0.0%	0	Grants
Children's Mental Health Partner	250.0	0	0.0%	0	Grants
Tax Equivalent Grants	222.6	222.6	100.0%	0	Grants
After School Rescue Fund	200.0	0	0.0%	0	Grants to Schools for After School Programs
Autism Training & Tech Assist.	100.0	100	100.0%	0	Grants to the IL Autism Training & Tech Assistance Program
Voc Ed - Federal Tech Prep	100.0	0	0.0%	0	Grants - assists students in achieving learning/occupational skills standards
Technology Literacy - ARRA	100.0	0	0.0%	0	Competitive - federal Stimulus
ROE Bus Driver Training	70.0	70	100.0%	0	ROE Bus Driver Training
Charter Schools-Rev Loan Fund	20.0	0	0.0%	0	Other/Repayment of loans
Standards Assessment & Acct	0.0	0	0.0%	0	Grants for K-6 Arts, Learn Improve, Learning Standards, Student/Teacher Assessment
Teachers/Admin. Mentoring	0.0	0	0.0%	0	Grants
Principal Mentoring Program	0.0	0	0.0%	0	Grants

ILLINOIS STATE BOARD OF EDUCATION
Comparative Statement of Expenditures to Date (March 31, 2013)
Fiscal Years 2013 and 2012

	FY13				FY12			
	Appropriation Amount	Expenditures to Date (Direct)	Federal Indirect Cost Recovery Expenditures	Percentage to Date	Appropriation Amount	Expenditures to Date (Direct)	Federal Indirect Cost Recovery Expenditures	Percentage to Date
All Funds								
Personal Services and Related Expenditures	\$ 49,318,140	\$ 25,940,744	\$ 1,305,040	55.24%	\$ 48,815,130	\$ 27,079,636	\$ 1,870,930	55.47%
Contractual Services	31,953,380	7,808,890	427,880	25.78%	29,196,999	7,712,472	386,999	26.42%
Travel	2,229,370	686,061	33,120	32.26%	2,208,819	592,630	12,569	26.83%
Commodities	530,377	83,717	49,077	25.04%	492,598	59,078	11,298	11.99%
Printing	592,564	22,118	29,864	8.77%	562,700	20,330	-	3.61%
Equipment	1,203,081	184,474	70,881	21.23%	834,025	307,600	85,825	36.88%
Telecommunications	980,847	215,985	71,847	29.35%	925,163	240,127	16,163	25.96%
Operation of Automotive Equipment	23,800	16,036	-	67.38%	23,800	10,982	-	46.14%
Lump Sums	76,147,793	30,723,051	-	40.35%	69,751,717	25,775,941	-	36.95%
Sub-total	162,979,352	65,681,076	1,987,709	41.52%	152,810,951	61,798,796	2,383,784	40.44%
Awards and Grants	9,450,543,783	5,902,216,727	-	62.45%	10,300,291,004	6,196,268,941	-	60.16%
Construction Grants	109,125,824	16,431,059	-	15.06%	-	1,040,345	-	0.00%
Total All Funds	\$ 9,722,648,959	\$ 5,984,328,861	\$ 1,987,709	61.57%	\$ 10,453,101,955	\$ 6,259,108,082	\$ 2,383,784	59.88%
General Revenue Fund								
Personal Services and Related Expenditures	\$ 16,745,700	\$ 11,814,712	\$ -	70.55%	\$ 16,745,700	\$ 12,185,060	\$ -	72.77%
Contractual Services	6,000,000	3,066,825	-	51.11%	4,500,000	2,399,720	-	53.33%
Travel	166,250	142,946	-	85.98%	166,250	69,246	-	41.65%
Commodities	71,300	15,246	-	21.38%	71,300	41,711	-	58.50%
Printing	64,700	9,933	-	15.35%	64,700	361	-	0.56%
Equipment	132,200	41,172	-	31.14%	132,200	46,887	-	35.47%
Telecommunications	450,000	215,985	-	48.00%	450,000	240,127	-	53.36%
Operation of Automotive Equipment	23,800	16,036	-	67.38%	23,800	10,982	-	46.14%
Lump Sums	30,246,302	24,611,690	-	81.37%	26,946,301	8,254,567	-	30.63%
Sub-total	53,900,252	39,934,545	-	74.09%	49,100,251	23,248,661	-	47.35%
Awards and Grants	2,209,146,283	1,584,217,041	-	71.71%	2,562,813,265	1,613,740,226	-	62.97%
Total General Revenue Fund	\$ 2,263,046,535	\$ 1,624,151,585	\$ -	71.77%	\$ 2,611,913,516	\$ 1,636,988,887	\$ -	62.67%
Other State Funds								
Personal Services and Related Expenditures	-	-	-	0.00%	822,400	413,492	-	-
Lump Sums	24,108,900	3,516,518	-	14.59%	21,408,900	3,605,384	-	16.84%
Sub-total	24,108,900	3,516,518	-	14.59%	22,231,300	4,018,876	-	18.08%
Awards and Grants	4,323,697,500	3,153,385,461	-	72.93%	4,195,122,739	3,438,388,152	-	81.96%
Construction Grants	109,125,824	16,431,059	-	-	101,768,157	1,040,345	-	0.00%
Total Other State Funds	\$ 4,456,932,224	\$ 3,173,333,038	\$ -	71.20%	\$ 4,319,122,196	\$ 3,443,447,373	\$ -	79.73%
Federal Funds								
Personal Services and Related Expenditures	\$ 31,267,400	\$ 14,126,032	\$ -	45.18%	\$ 29,376,100	\$ 14,481,084	\$ -	49.30%
Contractual Services	25,525,500	4,742,065	-	18.58%	24,310,000	5,312,752	-	21.85%
Travel	2,030,000	543,115	-	26.75%	2,030,000	523,384	-	25.78%
Commodities	410,000	68,471	-	16.70%	410,000	17,367	-	4.24%
Printing	498,000	12,185	-	2.45%	498,000	19,969	-	4.01%
Equipment	1,000,000	143,302	-	14.33%	616,000	260,713	-	42.32%
Telecommunications	459,000	-	-	0.00%	459,000	-	-	0.00%
Lump Sums	23,780,300	4,582,552	-	19.27%	23,780,300	16,299,774	-	68.54%
Sub-total	84,970,200	24,217,722	-	28.50%	81,479,400	36,915,043	-	45.31%
Awards and Grants	2,917,700,000	1,164,614,225	-	39.92%	3,542,355,000	1,144,140,563	-	32.30%
Total Federal Funds	\$ 3,002,670,200	\$ 1,188,831,947	\$ -	39.59%	\$ 3,623,834,400	\$ 1,181,055,606	\$ -	32.59%

**ILLINOIS STATE BOARD OF EDUCATION
HEADCOUNT AS OF MARCH
2013**



**ILLINOIS STATE BOARD OF EDUCATION
AGENCY STAFF DETAIL AS OF MARCH 2013**

	Mgmt.	Prof.	Support	GRF	Non-GRF	Total
STATE SUPERINTENDENT						
State Superintendent's Office	<u>1</u>	<u>3</u>	<u>0</u>	<u>3</u>	<u>1</u>	<u>4</u>
Sub-Total	1	3	0	3	1	4
GENERAL COUNSEL						
Legal	4	11	2	16	1	17
Governmental Relations	<u>0</u>	<u>2</u>	<u>0</u>	<u>2</u>	<u>0</u>	<u>2</u>
Sub-Total	4	13	2	18	1	19
INTERNAL AUDIT						
Center Administration	1	4	1	6	0	6
Federal and State Monitoring	<u>2</u>	<u>17</u>	<u>2</u>	<u>13</u>	<u>8</u>	<u>21</u>
Sub-Total	3	21	3	19	8	27
DEPUTY SUPERINTENDENT/ CHIEF EDUCATION OFFICER						
Center Administration	<u>1</u>	<u>0</u>	<u>1</u>	<u>2</u>	<u>0</u>	<u>2</u>
Sub-Total	1	0	1	2	0	2
INNOVATION AND IMPROVEMENT						
Center Administration	1	0	1	2	0	2
College and Career Readiness	2	13	1	8	8	16
Title Grant Administration	1	10	3	3	11	14
System of Support & District Intervention	<u>1</u>	<u>5</u>	<u>2</u>	<u>0</u>	<u>8</u>	<u>8</u>
Sub-Total	5	28	7	13	27	40
SPECIALIZED INSTRUCTION, NUTRITION & WELLNESS						
Center Administration	1	0	1	2	0	2
Special Education Services	3	58	7	5	63	68
Nutrition and Wellness Programs	<u>1</u>	<u>35</u>	<u>3</u>	<u>2</u>	<u>37</u>	<u>39</u>
Sub-Total	5	93	11	9	100	109
LANGUAGE & EARLY CHILDHOOD DEVELOPMENT						
Center Administration	1	0	1	2	0	2
Early Childhood	1	8	2	7	4	11
English Language Learning	<u>1</u>	<u>9</u>	<u>1</u>	<u>2</u>	<u>9</u>	<u>11</u>
Sub-Total	3	17	4	11	13	24
DIRECTOR OF ASSESSMENTS						
Assessment	<u>1</u>	<u>10</u>	<u>2</u>	<u>10</u>	<u>3</u>	<u>13</u>
Sub-Total	1	10	2	10	3	13
TEACHER AND LEADER EFFECTIVENESS						
Center Administration	2	0	1	3	0	3
Educator Licensure	1	11	14	25	1	26
Preparation and Evaluation	<u>1</u>	<u>3</u>	<u>3</u>	<u>7</u>	<u>0</u>	<u>7</u>
Sub-Total	4	14	18	35	1	36

	Mgmt.	Prof.	Support	GRF	Non-GRF	Total
CHIEF OPERATING OFFICER						
Center Administration	1	0	1	2	0	2
Human Resources	2	5	5	12	0	12
Facility Management	1	3	12	15	1	16
Information Technology	<u>4</u>	<u>44</u>	<u>4</u>	<u>52</u>	<u>0</u>	<u>52</u>
Sub-Total	8	52	22	81	1	82
CHIEF PERFORMANCE OFFICER						
Center Administration	4	2	1	3	4	7
Data Analysis and Accountability	<u>2</u>	<u>6</u>	<u>2</u>	<u>10</u>	<u>0</u>	<u>10</u>
Sub-Total	6	8	3	13	4	17
DEPUTY SUPERINTENDENT/ DIRECTOR OF PUBLIC INFORMATION						
Center Administration	1	0	1	2	0	2
Board Services	0	0	1	1	0	1
Public Information	<u>1</u>	<u>4</u>	<u>1</u>	<u>6</u>	<u>0</u>	<u>6</u>
Sub-Total	2	4	3	9	0	9
CHIEF FINANCIAL OFFICER						
Center Administration	1	0	1	2	0	2
Budget & Financial Management	0	4	0	4	0	4
Fiscal & Procurement Services	1	10	4	15	0	15
Funding and Disbursements	1	19	7	21	6	27
School Business Services	<u>2</u>	<u>13</u>	<u>2</u>	<u>17</u>	<u>0</u>	<u>17</u>
Sub-Total	5	46	14	59	6	65
GRAND TOTAL, ALL CENTERS	48	309	90	282	165	447
	11%	69%	20%	63%	37%	100%

ILLINOIS STATE BOARD OF EDUCATION
Personnel Transactions as of March 2013

Transaction Data:

	<u>FY03</u>	<u>FY04</u>	<u>FY05</u>	<u>FY06</u>	<u>FY07</u>	<u>FY08</u>	<u>FY09</u>	<u>FY10</u>	<u>FY11</u>	<u>FY12</u>	<u>FY13</u>
Begin Year	650	522	471	487	478	463	475	473	480	450	439
Hire Externally	29	20	77	37	44	54	30	51	23	53	46
Recall	11	19	4	4	0	1	1	0	1	0	0
Retire	-128	-34	-30	-25	-20	-19	-15	-25	-25	-38	-14
Resign	-13	-24	-31	-17	-33	-19	-12	-12	-25	-20	-23
Discharge	-2	-2	-4	-7	-5	-4	-5	-7	-3	-4	0
Layoff	-22	-30	0	0	0	0	0	0	-1	0	0
Death	-3	0	0	-1	-1	0	0	0	0	-2	-1
Other	<u>0</u>	<u>0</u>	<u>0</u>	<u>0</u>	<u>0</u>	<u>-1</u>	<u>-1</u>	<u>0</u>	<u>0</u>	<u>0</u>	<u>0</u>
End Year	522	471	487	478	463	475	473	480	450	439	447

Illinois State Board of Education
 Contract Awards
 March 1, 2013 through March 31, 2013

Vendor	Illinois Procurement Bulletin Award Notice Date	Type of Award	Term	Contract Term Amount	Description
Deborah Hays	3/26/2013	Small Purchase Professional & Artistic Exception	upon execution-6/30/13	\$ 19,960.00	Deborah Hays will assist with the development of strategy for Local Assessment Support work. She will develop a time line for professional development for assessment literacy and assist with the review of Local Assessment Support proposals to be bid at a later date.
EvalSolutions	3/7/2013	Contract Award Notice	upon execution-12/31/14	\$ -	EvalSolutions will conduct statewide evaluation services for the Illinois Mathematics and Science Partnership (IMSP) Program. The selected vendor will work collaboratively with ISBE management staff, the project director, and IMSP grantees to provide expertise in program evaluation, measurement strategies, and technology support. Each individual IMSP grantee is responsible for paying EvalSolutions through their IMSP grant funds. There is no cost to ISBE.

ILLINOIS STATE BOARD OF EDUCATION
FUNDING AND DISBURSEMENT SERVICES DIVISION
100 NORTH FIRST STREET, SPRINGFIELD, IL 62777

Approved Grants Less Than 1 Million

Thru Date:(03/01/2013-03/31/2013)

Program: 2012 - 4935, Title II - Teacher Quality - Leadership Grant

<u>RCDT</u>	<u>District Name</u>	<u>City</u>	<u>Budget Amt</u>	<u>Approval Date</u>
56-000-0000-00(00)	REGIONAL OFFICE OF EDUCATION56	NEW LENOX	\$4,000	03/20/2013
			\$4,000	

**ILLINOIS STATE BOARD OF EDUCATION
FUNDING AND DISBURSEMENT SERVICES DIVISION
100 NORTH FIRST STREET, SPRINGFIELD, IL 62777**

Approved Grants Less Than 1 Million

Thru Date:(03/01/2013-03/31/2013)

Program: 2013 - 3220, Career & Technical Ed Improvement (CTEI)

<u>RCDT</u>	<u>District Name</u>	<u>City</u>	<u>Budget Amt</u>	<u>Approval Date</u>
02-002-7480-45(00)	FIVE-COUNTY REG VOC SYST-EFE	TAMMS	\$426,223	03/20/2013
05-016-2070-46(00)	NORTH SUBURBAN EDUC REG-EFE	PARK RIDGE	\$755,416	03/05/2013
05-016-2140-46(00)	NORTHWEST EDUCATIONAL COUNCIL	ARLINGTON HTS	\$971,239	03/27/2013
06-016-2010-46(00)	MORTON REG DELIVERY SYST-EFE	CICERO	\$214,058	03/05/2013
06-016-2120-46(00)	DES PLAINES VALLEY EFE 030	RIVER GROVE	\$505,073	03/05/2013
07-016-2180-46(00)	MORAINES AREA CAREER SYST-EFE	OAK LAWN	\$740,260	03/04/2013
07-016-2270-46(00)	CAREER NETWORK SO COOK - EFE	OLYMPIA FIELDS	\$385,414	03/20/2013
07-016-2280-46(00)	CAREER DEVELPMT SYSTEM - EFE	OAK FOREST	\$622,465	03/05/2013
09-010-0080-46(00)	CHAMPAIGN-FORD EFE SYSTEM	CHAMPAIGN	\$460,225	03/05/2013
11-015-7350-45(00)	EASTERN ILLINOIS SYSTEM-EFE	MATTOON	\$750,799	03/26/2013
13-000-0000-46(00)	MARION-CLINTON-WASHINGTON CNTY	SALEM	\$365,574	03/22/2013
17-064-0870-46(00)	MCLEAN-DEWITT REG SYSTM-EFE	BLOOMINGTON	\$607,161	03/05/2013
19-000-0000-00(00)	REGIONAL OFFICE OF EDUCATION19	WHEATON	\$110,558	03/26/2013
21-000-0000-46(00)	FRANKLIN COUNTY REG SYST-EFE	BENTON	\$259,174	03/05/2013
25-000-0000-46(00)	REND LAKE REG DEL SYSTEM-EFE	MT VERNON	\$278,352	03/05/2013
30-000-0000-46(00)	JACKSON-PERRY REG DEL SY-EFE	PINCKNEYVILLE	\$282,935	03/08/2013
39-000-0000-46(00)	IL HEARTLAND REGN PLAN - EFE	DECATUR	\$754,453	03/05/2013
44-000-0000-46(00)	MCHENRY COUNTY CO-OP - EFE 1	WOODSTOCK	\$532,192	03/05/2013
45-000-0000-46(00)	OKAW REGIONAL VOC SYSTEM-EFE	CHESTER	\$408,548	03/25/2013
49-081-0300-46(00)	QUAD CITY CAREER AND TECH ED CO	EAST MOLINE	\$860,696	03/05/2013
53-000-0000-46(00)	TAZEWELL COUNTY DEL SYST-EFE	PEKIN	\$546,621	03/22/2013
55-098-0050-46(00)	WHITESIDE-EFE 230	STERLING	\$613,171	03/01/2013
65-108-9000-80(RS)	ILLINOIS DEPT OF HUMAN SERVICES	SPRINGFIELD	\$72,996	03/05/2013
			\$11,523,603	

Program: 2013 - 3225, Career & Technical Ed. - W.E.C.E.P.

<u>RCDT</u>	<u>District Name</u>	<u>City</u>	<u>Budget Amt</u>	<u>Approval Date</u>
27-094-2380-26(00)	MONMOUTH-ROSEVILLE CUSD 238	MONMOUTH	\$80,996	03/26/2013
33-048-2050-26(00)	GALESBURG CUSD 205	GALESBURG	\$83,387	03/05/2013
			\$164,383	

Program: 2013 - 3235, Agriculture Education

<u>RCDT</u>	<u>District Name</u>	<u>City</u>	<u>Budget Amt</u>	<u>Approval Date</u>
01-001-0020-26(20)	LIBERTY CUSD 2	LIBERTY	\$2,187	03/08/2013
02-077-1000-26(20)	CENTURY CUSD 100	ULLIN	\$2,500	03/19/2013
07-016-2280-16(20)	BREMEN CHSD 228	MIDLOTHIAN	\$652	03/01/2013
09-010-0010-26(20)	FISHER CUSD 1	FISHER	\$5,000	03/19/2013
09-010-0070-26(20)	COMMUNITY UNIT SCH DIST 7	TOLONO	\$2,187	03/05/2013
09-010-3050-16(20)	ST JOSEPH OGDEN CHSD305	SAINT JOSEPH	\$1,325	03/08/2013
09-010-5050-51(01)	PARKLAND COLL DIST 505	CHAMPAIGN	\$13,500	03/05/2013
09-010-5450-51(01)	UNIVERSITY OF ILLINOIS	CHAMPAIGN	\$11,500	03/05/2013
11-015-5170-51(01)	LAKE LAND COLL DIST 517	MATTOON	\$14,000	03/05/2013
11-021-3060-26(20)	ARCOLA CUSD 306	ARCOLA	\$1,073	03/05/2013
11-087-005A-26(20)	STEWARDSON-STRASBURG CUD 5A	STRASBURG	\$1,746	03/19/2013
12-013-0250-26(20)	NORTH CLAY CUSD 25	LOUISVILLE	\$2,124	03/29/2013
17-064-0050-26(21)	MCLEAN COUNTY UD 5	NORMAL	\$2,187	03/05/2013
17-064-0070-26(20)	LEXINGTON CUSD 7	LEXINGTON	\$2,124	03/22/2013

**ILLINOIS STATE BOARD OF EDUCATION
FUNDING AND DISBURSEMENT SERVICES DIVISION
100 NORTH FIRST STREET, SPRINGFIELD, IL 62777**

Approved Grants Less Than 1 Million

Thru Date:(03/01/2013-03/31/2013)

17-064-5450-51(01)	ILLINOIS STATE UNIVERSITY	NORMAL	\$14,000	03/05/2013
21-100-0010-26(20)	JOHNSTON CITY CUSD 1	JOHNSTON CITY	\$1,977	03/05/2013
22-085-0050-26(20)	SCHUYLER-INDUSTRY CUSD 5	RUSHVILLE	\$2,313	03/29/2013
26-062-5440-51(01)	WESTERN ILLINOIS UNIVERSITY	MACOMB	\$13,700	03/05/2013
28-037-2270-26(20)	CAMBRIDGE CUSD 227	CAMBRIDGE	\$1,367	03/22/2013
49-081-5030-51(01)	BLACK HAWK COLL DIST 503	MOLINE	\$14,000	03/05/2013
56-099-5250-51(01)	JOLIET COLLEGE DISTRICT 525	JOLIET	\$14,000	03/05/2013
			\$123,462	

Program: 2013 - 3270, Career & Technical Ed - Student Organization

<u>RCDT</u>	<u>District Name</u>	<u>City</u>	<u>Budget Amt</u>	<u>Approval Date</u>
64-108-5630-51(00)	ILLINOIS ASSOC OF HEALTH OCC	BREESE	\$15,024	03/26/2013
			\$15,024	

Program: 2013 - 3305, Bilingual Ed. - T.P.I. & T.B.E.

<u>RCDT</u>	<u>District Name</u>	<u>City</u>	<u>Budget Amt</u>	<u>Approval Date</u>
04-101-1220-22(00)	HARLEM CONSOLIDATED SD 122	MACHESNEY PA	\$63,966	03/14/2013
05-016-0340-04(00)	SCHOOL DIST 34 COOK COUNTY	GLENVIEW	\$225,882	03/26/2013
06-016-0790-02(00)	PENNOYER SD 79	NORRIDGE	\$14,581	03/11/2013
06-016-0855-02(00)	RIVER GROVE SD 85-5	RIVER GROVE	\$65,557	03/14/2013
06-016-0860-02(00)	UNION RIDGE SD 86	HARWOOD HEI	\$38,875	03/20/2013
06-016-0880-02(00)	BELLWOOD SD 88	BELLWOOD	\$265,967	03/07/2013
06-016-0890-02(00)	COOK CO BD OF ED 89	MELROSE PARK	\$681,004	03/27/2013
06-016-0920-02(00)	LINDOP SD 92	BROADVIEW	\$4,857	03/21/2013
06-016-0925-02(00)	WESTCHESTER SD 92-5	WESTCHESTER	\$48,285	03/21/2013
06-016-0960-02(00)	RIVERSIDE SCHOOL DIST 96	RIVERSIDE	\$25,220	03/29/2013
07-016-1230-02(00)	OAK LAWN-HOMETOWN S D 123	OAK LAWN	\$108,397	03/18/2013
07-016-1275-02(00)	CHICAGO RIDGE SD 1275	CHICAGO RIDGE	\$132,676	03/29/2013
07-016-1350-02(00)	ORLAND SD 135	ORLAND PARK	\$95,337	03/15/2013
07-016-1440-02(00)	PRAIRIE-HILLS ELEM SD 144	MARKHAM	\$18,213	03/14/2013
07-016-1510-02(00)	COOK COUNTY SCHOOL DIST 151	SOUTH HOLLAN	\$84,436	03/21/2013
07-016-1610-02(00)	FLOSSMOOR SD 161	FLOSSMOOR	\$17,013	03/15/2013
07-016-1720-02(00)	SANDRIDGE SD 172	CHICAGO HEIGH	\$15,934	03/15/2013
07-016-2290-16(00)	OAK LAWN CHSD 229	OAK LAWN	\$26,168	03/14/2013
16-019-4300-26(00)	SANDWICH CUSD 430	SANDWICH	\$25,356	03/21/2013
19-022-0120-02(00)	ROSELLE SD 12	ROSELLE	\$28,849	03/15/2013
19-022-0410-02(00)	BOARD OF EDUCATION DISTRICT 41	GLEN ELLYN	\$249,214	03/26/2013
19-022-0450-02(00)	VILLA PARK SD 45	VILLA PARK	\$334,480	03/29/2013
19-022-0610-02(00)	DARIEN SD 61	DARIEN	\$92,292	03/29/2013
19-022-0930-04(00)	COMMUNITY CONS SCHOOL DIST 93	CAROL STREAM	\$278,463	03/11/2013
24-047-0880-26(00)	PLANO CUSD 88	PLANO	\$207,375	03/21/2013
24-047-1150-26(00)	YORKVILLE CUSD 115	YORKVILLE	\$63,409	03/14/2013
24-047-3080-26(00)	OSWEGO CUSD 308	OSWEGO	\$241,244	03/22/2013
28-006-0990-04(00)	SPRING VALLEY CCSD 99	SPRING VALLEY	\$28,840	03/29/2013
31-045-1290-22(00)	AURORA WEST SCHOOL DIST 129	AURORA	\$733,726	03/07/2013
31-045-3030-26(00)	COMMUNITY UNIT SCHOOL DIST 303	SAINT CHARLES	\$217,424	03/20/2013
32-046-1110-25(00)	KANKAKEE SD 111	KANKAKEE	\$258,188	03/11/2013
34-049-0370-02(00)	GAVIN SD 37	INGLESIDE	\$32,788	03/26/2013
34-049-0380-02(00)	BIG HOLLOW SD 38	INGLESIDE	\$13,674	03/21/2013
34-049-0560-02(00)	GURNEE SD 56	GURNEE	\$134,465	03/14/2013

**ILLINOIS STATE BOARD OF EDUCATION
FUNDING AND DISBURSEMENT SERVICES DIVISION
100 NORTH FIRST STREET, SPRINGFIELD, IL 62777**

Approved Grants Less Than 1 Million

Thru Date:(03/01/2013-03/31/2013)

34-049-2200-26(00)	COMMUNITY UNIT SCH DIST 220	BARRINGTON	\$334,234	03/13/2013
41-057-0100-26(00)	COLLINSVILLE CUSD 10	COLLINSVILLE	\$140,828	03/20/2013
44-063-0260-04(00)	CARY CCSD 26	CARY	\$130,545	03/11/2013
44-063-0470-04(00)	CRYSTAL LAKE CCSD 47	CRYSTAL LAKE	\$260,452	03/11/2013
44-063-0500-26(00)	HARVARD CUSD 50	HARVARD	\$421,277	03/15/2013
44-063-1580-22(00)	HUNTLEY SCHOOL DISTRICT NO 158	ALGONQUIN	\$82,363	03/29/2013
46-009-0150-26(00)	BEARDSTOWN CUSD 15	BEARDSTOWN	\$190,174	03/27/2013
47-071-2310-04(00)	ROCHELLE CCD 231	ROCHELLE	\$131,126	03/29/2013
49-081-0400-22(00)	MOLINE USD 40	MOLINE	\$356,519	03/21/2013
54-092-1180-24(00)	DANVILLE CCSD 118	DANVILLE	\$37,564	03/29/2013
56-099-088A-02(00)	RICHLAND SD 88A	CREST HILL	\$68,609	03/22/2013
56-099-201U-26(00)	CRETE-MONEE SD 201-U	CRETE	\$14,329	03/14/2013
			\$7,040,175	

Program: 2013 - 3695, Truants Alternative/Optional Ed.

<u>RCDT</u>	<u>District Name</u>	<u>City</u>	<u>Budget Amt</u>	<u>Approval Date</u>
07-016-2050-17(11)	THORNTON THSD 205	SOUTH HOLLAN	\$39,773	03/07/2013
53-000-0000-00(12)	REGIONAL OFFICE OF EDUCATION53	PEKIN	\$103,604	03/28/2013
			\$143,377	

Program: 2013 - 3696, Regional Safe Schools

<u>RCDT</u>	<u>District Name</u>	<u>City</u>	<u>Budget Amt</u>	<u>Approval Date</u>
50-000-0000-00(00)	REGIONAL OFFICE OF EDUCATION50	BELLEVILLE	\$136,629	03/05/2013
			\$136,629	

Program: 2013 - 3705, Early Childhood - Block Grant

<u>RCDT</u>	<u>District Name</u>	<u>City</u>	<u>Budget Amt</u>	<u>Approval Date</u>
01-001-0020-26(00)	LIBERTY CUSD 2	LIBERTY	\$133,123	03/27/2013
01-075-0120-26(00)	WESTERN COMMUNITY UNIT SD 12	BARRY	\$308,403	03/18/2013
01-075-0120-26(01)	WESTERN COMMUNITY UNIT SD 12	BARRY	\$70,575	03/18/2013
02-002-0050-26(00)	EGYPTIAN CUSD 5	TAMMS	\$226,542	03/05/2013
03-003-0020-26(00)	BOND COUNTY 2	GREENVILLE	\$586,676	03/13/2013
07-016-1300-02(01)	COOK COUNTY SD 130	BLUE ISLAND	\$252,028	03/06/2013
07-016-1470-02(00)	W HARVEY-DIXMOOR PUB SD 147	HARVEY	\$456,928	03/27/2013
10-068-0120-26(00)	LITCHFIELD CUD 12	LITCHFIELD	\$387,803	03/26/2013
11-087-0040-26(00)	SHELBYVILLE CUSD 4	SHELBYVILLE	\$125,352	03/04/2013
16-019-4300-26(00)	SANDWICH CUSD 430	SANDWICH	\$220,704	03/14/2013
19-022-0200-02(01)	KEENEYVILLE SD 20	HANOVER PARK	\$58,923	03/08/2013
19-022-0330-02(01)	WEST CHICAGO SD 33	WEST CHICAGO	\$567,846	03/15/2013
20-083-0040-26(00)	ELDORADO CUSD 4	ELDORADO	\$283,739	03/14/2013
21-100-8010-60(01)	WILLIAMSON COUNTY SP ED DIST	MARION	\$147,717	03/26/2013
22-085-0050-26(00)	SCHUYLER-INDUSTRY CUSD 5	RUSHVILLE	\$269,479	03/11/2013
32-046-2560-04(00)	ST ANNE CCSD 256	ST ANNE	\$110,352	03/11/2013
34-049-0060-02(00)	ZION ESD 6	ZION	\$622,398	03/25/2013
39-055-0610-25(01)	DECATUR SD 61	DECATUR	\$259,004	03/20/2013
40-056-0090-26(00)	SOUTHWESTERN CUSD 9	PIASA	\$157,540	03/28/2013
41-057-0100-26(00)	COLLINSVILLE CUSD 10	COLLINSVILLE	\$373,116	03/21/2013
56-099-365U-26(00)	VALLEY VIEW CUSD 365U	ROMEOVILLE	\$267,493	03/04/2013
65-108-5530-51(01)	BETHEL NEW LIFE	CHICAGO	\$272,597	03/04/2013
			\$6,158,338	

**ILLINOIS STATE BOARD OF EDUCATION
FUNDING AND DISBURSEMENT SERVICES DIVISION
100 NORTH FIRST STREET, SPRINGFIELD, IL 62777**

Approved Grants Less Than 1 Million

Thru Date:(03/01/2013-03/31/2013)

Program: 2013 - 3730, ROE/ISC Operations

<u>RCDT</u>	<u>District Name</u>	<u>City</u>	<u>Budget Amt</u>	<u>Approval Date</u>
05-000-0000-00(01)	INTERMEDIATE SERVICE CENTER 1	DES PLAINES	\$108,978	03/29/2013
			\$108,978	

Program: 2013 - 3780, Technology for Success

<u>RCDT</u>	<u>District Name</u>	<u>City</u>	<u>Budget Amt</u>	<u>Approval Date</u>
31-000-0000-00(00)	REGIONAL OFFICE OF EDUCATION31	GENEVA	\$57,300	03/01/2013
41-000-0000-00(00)	REGIONAL OFFICE OF EDUCATION41	EDWARDSVILLE	\$210,974	03/01/2013
56-000-0000-00(00)	REGIONAL OFFICE OF EDUCATION56	NEW LENOX	\$102,919	03/07/2013
			\$371,193	

Program: 2013 - 3961, Advanced Placement Classes-State Grant

<u>RCDT</u>	<u>District Name</u>	<u>City</u>	<u>Budget Amt</u>	<u>Approval Date</u>
06-016-2090-17(00)	PROVISO TWP HSD 209	FOREST PARK	\$49,374	03/28/2013
07-016-2180-16(00)	COMMUNITY HIGH SCHOOL DIST 218	OAK LAWN	\$50,000	03/20/2013
41-057-0030-26(00)	VENICE CUSD 3	VENICE	\$33,277	03/20/2013
44-063-2000-26(00)	COMMUNITY UNIT SCHOOL DIST 200	WOODSTOCK	\$50,000	03/20/2013
49-081-0410-25(00)	ROCK ISLAND SD 41	ROCK ISLAND	\$50,000	03/28/2013
50-082-1890-22(00)	BOARD OF EDUCATION SD 189	EAST ST LOUIS	\$50,000	03/20/2013
51-084-1860-25(00)	SPRINGFIELD SD 186	SPRINGFIELD	\$50,000	03/28/2013
56-099-2040-17(00)	JOLIET TWP HSD 204	JOLIET	\$46,499	03/20/2013
			\$379,150	

Program: 2013 - 3962, Arts Education & Foreign Language Assistanc

<u>RCDT</u>	<u>District Name</u>	<u>City</u>	<u>Budget Amt</u>	<u>Approval Date</u>
44-063-2000-26(M1)	COMMUNITY UNIT SCHOOL DIST 200	WOODSTOCK	\$20,421	03/19/2013
			\$20,421	

Program: 2013 - 3999, Other State Programs

<u>RCDT</u>	<u>District Name</u>	<u>City</u>	<u>Budget Amt</u>	<u>Approval Date</u>
09-010-5450-51(03)	UNIVERSITY OF ILLINOIS	CHAMPAIGN	\$175,000	03/18/2013
			\$175,000	

Program: 2013 - 4107, Title VI - Rural Education Initiative

<u>RCDT</u>	<u>District Name</u>	<u>City</u>	<u>Budget Amt</u>	<u>Approval Date</u>
01-075-0100-26(00)	PIKELAND CUSD 10	PITTSFIELD	\$24,663	03/18/2013
11-018-0030-26(00)	NEOGA CUSD 3	NEOGA	\$13,814	03/19/2013
12-051-0200-26(00)	COMMUNITY UNIT SCHOOL DIST NO 20	LAWRENCEVILL	\$22,702	03/04/2013
20-096-1120-04(00)	FAIRFIELD PSD 112	FAIRFIELD	\$12,811	03/27/2013
20-097-0030-26(00)	NORRIS CITY-OMAHA-ENFIELD CU 3	NORRIS CITY	\$12,940	03/18/2013
35-050-0440-02(00)	STREATOR ELEMENTARY SD 44	STREATOR	\$38,562	03/12/2013
40-031-0030-26(00)	NORTH GREENE USD 3	WHITE HALL	\$17,183	03/18/2013
46-009-0150-26(00)	BEARDSTOWN CUSD 15	BEARDSTOWN	\$28,356	03/27/2013
47-071-2310-04(00)	ROCHELLE CCD 231	ROCHELLE	\$32,500	03/20/2013
			\$203,531	

Program: 2013 - 4227, Nutrition Training Grants

<u>RCDT</u>	<u>District Name</u>	<u>City</u>	<u>Budget Amt</u>	<u>Approval Date</u>
07-016-1320-02(TG)	CALUMET PUBLIC SD 132	CALUMET PARK	\$940	03/28/2013
32-046-2590-04(TG)	PEMBROKE CCSD 259	HOPKINS PARK	\$940	03/28/2013

**ILLINOIS STATE BOARD OF EDUCATION
FUNDING AND DISBURSEMENT SERVICES DIVISION
100 NORTH FIRST STREET, SPRINGFIELD, IL 62777**

Approved Grants Less Than 1 Million

Thru Date:(03/01/2013-03/31/2013)

65-108-9000-80(TG)	ILLINOIS DEPT OF HUMAN SERVICES	SPRINGFIELD	\$940	03/11/2013
			\$2,820	

Program: 2013 - 4300, Title I - Low Income

<u>RCDT</u>	<u>District Name</u>	<u>City</u>	<u>Budget Amt</u>	<u>Approval Date</u>
02-061-0010-26(00)	MASSAC UD 1	METROPOLIS	\$613,386	03/18/2013
03-003-0020-26(00)	BOND COUNTY 2	GREENVILLE	\$325,651	03/18/2013
04-101-3230-26(00)	WINNEBAGO CUSD 323	WINNEBAGO	\$146,053	03/18/2013
05-016-0310-02(00)	WEST NORTHFIELD SD 31	NORTHBROOK	\$198,530	03/05/2013
05-016-0340-04(00)	SCHOOL DIST 34 COOK COUNTY	GLENVIEW	\$515,054	03/11/2013
05-016-0380-02(00)	KENILWORTH SD 38	KENILWORTH	\$18,478	03/22/2013
05-016-0390-02(00)	WILMETTE SD 39	WILMETTE	\$124,621	03/27/2013
05-016-0670-02(00)	GOLF ELEM SD 67	MORTON GROVE	\$83,276	03/08/2013
05-016-0680-02(00)	SKOKIE SD 68	SKOKIE	\$408,594	03/01/2013
05-016-0700-02(00)	MORTON GROVE SD 70	MORTON GROVE	\$94,931	03/01/2013
05-016-0710-02(00)	NILES ELEM SD 71	NILES	\$127,640	03/19/2013
05-016-2070-17(00)	MAINE TWP HSD 207	PARK RIDGE	\$828,126	03/26/2013
06-016-0790-02(00)	PENNOYER SD 79	NORRIDGE	\$91,777	03/12/2013
06-016-0810-02(00)	SCHILLER PARK SD 81	SCHILLER PARK	\$339,227	03/11/2013
06-016-0855-02(00)	RIVER GROVE SD 85-5	RIVER GROVE	\$213,686	03/12/2013
06-016-0900-02(00)	RIVER FOREST SD 90	RIVER FOREST	\$134,425	03/12/2013
06-016-0910-02(00)	FOREST PARK SD 91	FOREST PARK	\$265,053	03/18/2013
06-016-0920-02(00)	LINDOP SD 92	BROADVIEW	\$105,992	03/12/2013
06-016-0925-02(00)	WESTCHESTER SD 92-5	WESTCHESTER	\$152,425	03/18/2013
06-016-0970-02(00)	OAK PARK SD 97	OAK PARK	\$468,247	03/12/2013
06-016-1030-02(00)	LYONS SD 103	LYONS	\$604,120	03/12/2013
06-016-2000-13(00)	OAK PARK & RIVER FOREST D 200	OAK PARK	\$289,045	03/18/2013
06-016-2120-16(00)	LEYDEN COMMUNITY HIGH SCHOOL 212	FRANKLIN PARK	\$846,555	03/12/2013
07-016-113A-02(00)	LEMONT-BROMBEREK CSD 113A	LEMONT	\$228,109	03/06/2013
07-016-1435-02(00)	POSEN-ROBBINS ELEM SD 1435	POSEN	\$831,202	03/18/2013
07-016-1680-04(00)	COOK COUNTY SCHOOL DIST 168	SAUK VILLAGE	\$825,620	03/19/2013
07-016-1720-02(00)	SANDRIDGE SD 172	CHICAGO HEIGH	\$178,600	03/21/2013
07-016-2100-17(00)	LEMONT TWP HSD 210	LEMONT	\$53,913	03/26/2013
07-016-2310-16(00)	EVERGREEN PARK CHSD 231	EVERGREEN PA	\$142,238	03/06/2013
08-043-1190-22(00)	EAST DUBUQUE CUSD 119	EAST DUBUQUE	\$97,244	03/12/2013
08-043-1200-22(00)	GALENA CUSD 120	GALENA	\$148,041	03/18/2013
08-043-2060-26(00)	STOCKTON CUSD 206	STOCKTON	\$114,466	03/04/2013
09-010-1370-02(00)	RANTOUL CITY SD 137	RANTOUL	\$797,155	03/14/2013
11-018-0770-26(00)	CUMBERLAND CUSD 77	TOLEDO	\$271,764	03/11/2013
12-013-0350-26(00)	FLORA CUSD 35	FLORA	\$360,111	03/12/2013
12-080-0010-26(00)	EAST RICHLAND CUSD 1	OLNEY	\$537,756	03/18/2013
13-058-1350-02(00)	CENTRALIA SD 135	CENTRALIA	\$771,863	03/12/2013
13-095-0010-04(00)	OAKDALE C C SCHOOL DISTRICT	OAKDALE	\$19,302	03/18/2013
13-095-0100-26(00)	WEST WASHINGTON CCUSD 10	OKAWVILLE	\$65,968	03/29/2013
13-095-0150-04(00)	ASHLEY CCSD 15	ASHLEY	\$50,319	03/12/2013
13-095-0490-04(00)	NASHVILLE CCSD 49	NASHVILLE	\$67,239	03/18/2013
16-019-4270-26(00)	SYCAMORE CUSD 427	SYCAMORE	\$361,166	03/25/2013
17-020-0150-26(00)	CLINTON CUSD 15	CLINTON	\$302,201	03/12/2013
17-020-0180-26(00)	BLUE RIDGE CUSD 18	FARMER CITY	\$132,231	03/29/2013

**ILLINOIS STATE BOARD OF EDUCATION
FUNDING AND DISBURSEMENT SERVICES DIVISION
100 NORTH FIRST STREET, SPRINGFIELD, IL 62777**

Approved Grants Less Than 1 Million

Thru Date:(03/01/2013-03/31/2013)

19-022-0020-02(00)	BENSENVILLE ELEM SCH DIST 2	BENSENVILLE	\$387,961	03/18/2013
19-022-0040-02(00)	COUNTY OF DUPAGE SCHOOL DIST 4	ADDISON	\$927,617	03/18/2013
19-022-0070-02(00)	WOOD DALE SD 7	WOOD DALE	\$177,432	03/11/2013
19-022-0120-02(00)	ROSELLE SD 12	ROSELLE	\$54,021	03/01/2013
19-022-0130-02(00)	BLOOMINGDALE SD 13	BLOOMINGDALE	\$77,876	03/21/2013
19-022-0680-02(00)	WOODRIDGE SD 68	WOODRIDGE	\$323,823	03/01/2013
19-022-0860-17(00)	HINSDALE DIST 86	HINSDALE	\$270,006	03/21/2013
19-022-0930-04(00)	COMMUNITY CONS SCHOOL DIST 93	CAROL STREAM	\$399,396	03/14/2013
19-022-2010-26(00)	COMMUNITY UNIT SCHOOL DIST 201	WESTMONT	\$177,788	03/14/2013
19-022-2050-26(00)	ELMHURST SD 205	ELMHURST	\$521,654	03/05/2013
20-083-0020-26(00)	CARRIER MILLS-STONEFORT CUSD 2	CARRIER MILLS	\$142,651	03/12/2013
20-083-0030-26(00)	HARRISBURG CUSD 3	HARRISBURG	\$660,767	03/12/2013
20-097-0030-26(00)	NORRIS CITY-OMAHA-ENFIELD CU 3	NORRIS CITY	\$239,576	03/12/2013
22-029-0040-26(00)	SPOON RIVER VALLEY CUSD 4	LONDON MILLS	\$110,896	03/12/2013
24-032-002C-02(00)	MAZON-VERONA-KINSMAN ESD 2C	MAZON	\$33,674	03/01/2013
24-032-024C-04(00)	NETTLE CREEK CCSD 24C	MORRIS	\$10,345	03/11/2013
24-032-0540-02(00)	MORRIS SD 54	MORRIS	\$145,709	03/26/2013
24-032-0730-17(00)	GARDNER S WILMINGTON THSD 73	GARDNER	\$64,498	03/08/2013
24-047-1150-26(00)	YORKVILLE CUSD 115	YORKVILLE	\$307,976	03/13/2013
24-047-3080-26(00)	OSWEGO CUSD 308	OSWEGO	\$975,674	03/27/2013
25-041-0030-04(00)	FIELD CCSD 3	TEXICO	\$79,502	03/12/2013
26-034-3270-04(00)	DALLAS ELEMENTARY SCHOOL	DALLAS CITY	\$50,382	03/14/2013
26-062-1850-26(00)	MACOMB CUSD 185	MACOMB	\$504,729	03/18/2013
28-006-3400-26(00)	BUREAU VALLEY CUSD 340	MANLIUS	\$245,795	03/29/2013
28-037-2270-26(00)	CAMBRIDGE CUSD 227	CAMBRIDGE	\$73,626	03/18/2013
30-039-1760-26(00)	TRICO CUSD 176	CAMPBELL HILL	\$347,321	03/29/2013
31-045-3010-26(00)	CENTRAL CUSD 301	BURLINGTON	\$169,371	03/26/2013
32-038-2330-17(00)	MILFORD TWP HSD 233	MILFORD	\$87,617	03/06/2013
32-046-0020-26(00)	HERSCHER CUSD 2	HERSCHER	\$193,424	03/26/2013
32-046-0530-02(00)	BOURBONNAIS ESD 53	BOURBONNAIS	\$406,281	03/25/2013
32-046-2590-04(00)	PEMBROKE CCSD 259	HOPKINS PARK	\$427,952	03/29/2013
32-046-3020-16(00)	ST ANNE CHSD 302	SAINT ANNE	\$101,308	03/08/2013
34-049-0030-04(00)	BEACH PARK CCSD 3	ZION	\$273,269	03/19/2013
34-049-0340-04(00)	ANTIOCH CCSD 34	ANTIOCH	\$436,344	03/11/2013
34-049-0360-02(00)	GRASS LAKE SD 36	ANTIOCH	\$32,564	03/22/2013
34-049-0460-04(00)	COMMUNITY CONSOLIDATED SCHOOL	GRAYSLAKE	\$277,385	03/20/2013
34-049-0680-02(00)	OAK GROVE SD 68	LIBERTYVILLE	\$80,170	03/18/2013
34-049-0730-04(00)	HAWTHORN CCSD 73	VERNON HILLS	\$371,795	03/19/2013
34-049-0960-04(00)	KILDEER COUNTRYSIDE CCSD 96	BUFFALO GROV	\$160,340	03/18/2013
34-049-1120-02(00)	NORTH SHORE SD 112	HIGHLAND PARK	\$439,495	03/26/2013
34-049-2200-26(00)	COMMUNITY UNIT SCH DIST 220	BARRINGTON	\$815,391	03/25/2013
34-049-9000-90(00)	PRAIRIE CROSSING CHARTER SCHOOL	GRAYSLAKE	\$25,959	03/15/2013
38-054-4040-16(00)	LINCOLN CHSD 404	LINCOLN	\$176,723	03/18/2013
39-055-0110-26(00)	WARRENSBURG-LATHAM CUSD 11	WARRENSBURG	\$106,494	03/12/2013
39-074-0250-26(00)	MONTICELLO CU 25	MONTICELLO	\$96,548	03/12/2013
40-042-1000-26(00)	JERSEY CUSD 100	JERSEYVILLE	\$399,309	03/12/2013
40-056-0010-26(00)	COUNTY OF MACOUPIN CUSD 1	CARLINVILLE	\$258,827	03/12/2013
41-057-0070-26(00)	EDWARDSVILLE SD 7	EDWARDSVILLE	\$726,217	03/12/2013
41-057-0080-26(00)	BETHALTO CUSD 8	BETHALTO	\$740,108	03/29/2013

**ILLINOIS STATE BOARD OF EDUCATION
FUNDING AND DISBURSEMENT SERVICES DIVISION
100 NORTH FIRST STREET, SPRINGFIELD, IL 62777**

Approved Grants Less Than 1 Million

Thru Date:(03/01/2013-03/31/2013)

43-102-0600-26(00)	ROANOKE BENSON CUSD 60	ROANOKE	\$64,653	03/28/2013
44-063-0030-03(00)	FOX RIVER GROVE CSD 3	FOX RIVER GROV	\$65,207	03/29/2013
44-063-1650-03(00)	MARENGO-UNION ECSD 165	MARENGO	\$149,134	03/29/2013
47-052-2200-02(00)	COUNTY OF LEE 220 SCHOOL DIST	STEWART	\$11,325	03/04/2013
47-052-2720-26(00)	AMBOY CUSD 272	AMBOY	\$139,437	03/22/2013
47-071-2220-26(00)	POLO CUSD 222	POLO	\$175,680	03/27/2013
47-071-2310-04(00)	ROCHELLE CCD 231	ROCHELLE	\$499,573	03/05/2013
47-071-2690-04(00)	ESWOOD CCD 269	LINDENWOOD	\$20,842	03/08/2013
48-072-0620-02(00)	PLEASANT VALLEY SD 62	PEORIA	\$344,778	03/21/2013
48-072-3100-16(00)	LIMESTONE CHSD 310	BARTONVILLE	\$374,528	03/22/2013
49-081-0360-02(00)	CARBON CLIFF-BARSTOW SD 36	SILVIS	\$135,510	03/18/2013
49-081-0370-02(00)	EAST MOLINE SD 37	EAST MOLINE	\$897,346	03/14/2013
50-082-0770-16(00)	FREEBURG CHSD 77	FREEBURG	\$45,430	03/14/2013
50-082-1880-22(00)	BROOKLYN UD 188	LOVEJOY	\$146,679	03/14/2013
51-084-003A-26(00)	ROCHESTER CUSD 3A	ROCHESTER	\$145,811	03/12/2013
53-090-0520-02(00)	WASHINGTON SD 52	WASHINGTON	\$69,037	03/07/2013
53-090-0860-02(00)	EAST PEORIA SD 86	EAST PEORIA	\$360,727	03/20/2013
53-090-3090-16(00)	COUNTY OF TAZEWELL SD 309	EAST PEORIA	\$169,689	03/25/2013
54-092-0020-26(00)	WESTVILLE CUSD 2	WESTVILLE	\$636,757	03/18/2013
54-092-0040-26(00)	GEORGETOWN-RIDGE FARM CUSD 4	GEORGETOWN	\$489,952	03/12/2013
55-098-0020-26(00)	RIVER BEND CUSD 2	FULTON	\$120,965	03/12/2013
55-098-0120-02(00)	EAST COLOMA SD 12	ROCK FALLS	\$58,785	03/14/2013
56-099-0840-02(00)	ROCKDALE SD 84	ROCKDALE	\$98,549	03/11/2013
56-099-0880-02(00)	COUNTY OF WILL SCHOOL DIST 88	CREST HILL	\$148,669	03/08/2013
56-099-0900-02(00)	COUNTY OF WILL SD90	LOCKPORT	\$183,446	03/14/2013
56-099-1140-02(00)	MANHATTAN SD 114	MANHATTAN	\$77,584	03/22/2013
56-099-1590-02(00)	MOKENA SD 159	MOKENA	\$119,825	03/26/2013
56-099-1610-02(00)	SUMMIT HILL SD 161	FRANKFORT	\$219,321	03/25/2013
56-099-2050-17(00)	LOCKPORT TWP HSD 205	LOCKPORT	\$359,608	03/20/2013
56-099-207U-26(00)	PEOTONE CUSD 207U	PEOTONE	\$176,022	03/14/2013
			\$33,969,855	

Program: 2013 - 4331, Title I - School Improvement & Accountability

<u>RCDT</u>	<u>District Name</u>	<u>City</u>	<u>Budget Amt</u>	<u>Approval Date</u>
02-000-0000-00(SS)	REGIONAL OFFICE OF EDUCATION02	ULLIN	\$325,517	03/06/2013
			\$325,517	

Program: 2013 - 4340, Title I - Migrant Education

<u>RCDT</u>	<u>District Name</u>	<u>City</u>	<u>Budget Amt</u>	<u>Approval Date</u>
09-010-1370-02(00)	RANTOUL CITY SD 137	RANTOUL	\$91,247	03/19/2013
			\$91,247	

Program: 2013 - 4421, Title IV - 21st Century Comm Learning Centers

<u>RCDT</u>	<u>District Name</u>	<u>City</u>	<u>Budget Amt</u>	<u>Approval Date</u>
05-016-0650-04(10)	EVANSTON C C SCHOOL DIST 65	EVANSTON	\$186,101	03/16/2013
08-089-1450-22(10)	FREESPORT SD 145	FREESPORT	\$186,931	03/16/2013
21-028-0990-26(13)	CHRISTOPHER UNIT SCHOOL DIST 99	CHRISTOPHER	\$129,647	03/22/2013
21-028-1030-13(13)	BENTON CHSD 103	BENTON	\$98,475	03/07/2013
25-041-0800-02(10)	MT VERNON CITY SCHOOL 80	MOUNT VERNON	\$270,000	03/22/2013
25-041-0800-02(13)	MT VERNON CITY SCHOOL 80	MOUNT VERNON	\$110,250	03/22/2013

**ILLINOIS STATE BOARD OF EDUCATION
FUNDING AND DISBURSEMENT SERVICES DIVISION
100 NORTH FIRST STREET, SPRINGFIELD, IL 62777**

Approved Grants Less Than 1 Million

Thru Date:(03/01/2013-03/31/2013)

28-000-0000-00(10)	REGIONAL OFFICE OF EDUCATION28	ATKINSON	\$157,771	03/22/2013
31-045-0460-22(12)	SCHOOL DISTRICT U-46	ELGIN	\$832,281	03/05/2013
31-045-1310-22(13)	AURORA EAST USD 131	AURORA	\$450,000	03/04/2013
34-049-020P-00(13)	NICASA NFP	ROUND LAKE	\$136,840	03/16/2013
39-055-0610-25(13)	DECATUR SD 61	DECATUR	\$310,725	03/04/2013
41-057-0030-26(13)	VENICE CUSD 3	VENICE	\$149,956	03/04/2013
51-084-063P-00(13)	SPRINGFIELD URBAN LEAGUE	SPRINGFIELD	\$272,218	03/22/2013
51-084-071P-00(12)	BOYS & GIRLS CLUB OF SPRINGFIELD	SPRINGFIELD	\$690,000	03/21/2013
51-084-109P-00(01)	BOYS AND GIRLS CLUBS OF	SPRINGFIELD	\$540,000	03/16/2013
51-084-109P-00(02)	BOYS AND GIRLS CLUBS OF	SPRINGFIELD	\$338,241	03/16/2013
51-084-109P-00(31)	BOYS AND GIRLS CLUBS OF	SPRINGFIELD	\$99,580	03/16/2013
51-084-1860-25(10)	SPRINGFIELD SD 186	SPRINGFIELD	\$370,421	03/22/2013
65-108-0950-51(01)	COMER SCIENCE & EDUC FNDTN	WAUKESHAW	\$135,000	03/05/2013
65-108-1580-51(09)	DRIVEN AND EMPOWERED YOUTH INC	CHICAGO	\$281,250	03/05/2013
65-108-1580-51(21)	DRIVEN AND EMPOWERED YOUTH INC	CHICAGO	\$217,933	03/16/2013
65-108-1580-51(22)	DRIVEN AND EMPOWERED YOUTH INC	CHICAGO	\$150,000	03/05/2013
65-108-1655-51(10)	AMERICA SCORES CHICAGO	CHICAGO	\$50,925	03/05/2013
65-108-1880-51(12)	TAP IN LEADERSHIP ACADEMY	CHAMPAIGN	\$450,000	03/05/2013
65-108-5520-51(01)	FAMILY FOCUS	CHICAGO	\$675,000	03/05/2013
65-108-5520-51(12)	FAMILY FOCUS	CHICAGO	\$450,000	03/05/2013
65-108-5520-51(21)	FAMILY FOCUS	CHICAGO	\$600,000	03/05/2013
65-108-5520-51(22)	FAMILY FOCUS	CHICAGO	\$474,650	03/16/2013
			\$8,814,195	

Program: 2013 - 4600, Fed. - Sp. Ed. - Pre-School Flow Through

<u>RCDT</u>	<u>District Name</u>	<u>City</u>	<u>Budget Amt</u>	<u>Approval Date</u>
05-016-0630-02(00)	EAST MAINE SD 63	DES PLAINES	\$32,015	03/20/2013
05-016-8050-60(00)	NSSEO	MT PROSPECT	\$196,173	03/08/2013
06-016-0830-61(00)	LEYDEN AREA SPEC EDUC COOP	FRANKLIN PARK	\$72,001	03/14/2013
10-011-8010-60(00)	MID-STATE SPECIAL EDUCATION	MORRISONVILLE	\$128,531	03/06/2013
17-053-0000-61(00)	LIVINGSTON CO SPEC SERVICES	PONTIAC	\$60,151	03/15/2013
17-064-0070-61(00)	TRI-COUNTY SPEC EDUC ASSOC	BLOOMINGTON	\$148,465	03/04/2013
19-022-0660-61(00)	SCH ASSOC SPEC ED DUPAGE SA	NAPERVILLE	\$298,618	03/07/2013
24-047-0000-61(00)	KENDALL CO SPEC EDUC COOP	YORKVILLE	\$47,975	03/19/2013
35-050-0000-61(00)	LASALLE-PUTNAM ED ALLIANCE SP ED	OTTAWA	\$175,032	03/20/2013
51-084-003A-26(00)	ROCHESTER CUSD 3A	ROCHESTER	\$6,064	03/22/2013
54-092-1180-24(00)	DANVILLE CCSD 118	DANVILLE	\$148,992	03/19/2013
			\$1,314,017	

Program: 2013 - 4605, Fed. - Sp. Ed. - Pre-School Discretionary

<u>RCDT</u>	<u>District Name</u>	<u>City</u>	<u>Budget Amt</u>	<u>Approval Date</u>
15-016-2990-25(01)	CITY OF CHICAGO SD 299	CHICAGO	\$489,250	03/26/2013
			\$489,250	

Program: 2013 - 4620, Fed. - Sp. Ed. - I.D.E.A. - Flow Through

<u>RCDT</u>	<u>District Name</u>	<u>City</u>	<u>Budget Amt</u>	<u>Approval Date</u>
05-016-0390-61(00)	WILMETTE COMM SPEC ED AGREEMENT	WILMETTE	\$943,429	03/12/2013
06-016-2000-13(00)	OAK PARK & RIVER FOREST D 200	OAK PARK	\$756,996	03/11/2013
16-019-4300-26(00)	SANDWICH CUSD 430	SANDWICH	\$454,741	03/06/2013
32-038-8010-60(00)	IROQUOIS SPECIAL EDUC ASSN	CRESCENT CITY	\$936,269	03/05/2013

**ILLINOIS STATE BOARD OF EDUCATION
FUNDING AND DISBURSEMENT SERVICES DIVISION
100 NORTH FIRST STREET, SPRINGFIELD, IL 62777**

Approved Grants Less Than 1 Million

Thru Date:(03/01/2013-03/31/2013)

41-057-0050-26(00)	HIGHLAND CUSD 5	HIGHLAND	\$590,038	03/11/2013
51-084-003A-26(00)	ROCHESTER CUSD 3A	ROCHESTER	\$409,172	03/22/2013
56-099-2050-17(00)	LOCKPORT TWP HSD 205	LOCKPORT	\$583,238	03/20/2013
60-105-4280-30(00)	JUVENILE JUSTICE DEPT OF	SPRINGFIELD	\$520,879	03/28/2013
65-108-9000-80(RS)	ILLINOIS DEPT OF HUMAN SERVICES	SPRINGFIELD	\$211,121	03/14/2013
			\$5,405,883	

Program: 2013 - 4630, Fed. - Sp. Ed. - I.D.E.A. - Discretionary

<u>RCDT</u>	<u>District Name</u>	<u>City</u>	<u>Budget Amt</u>	<u>Approval Date</u>
07-016-025P-00(10)	HALFWAY HOUSE COMMITTEE INC	ROBBINS	\$12,135	03/04/2013
65-108-1870-51(10)	URBANA NGHBRHD CONNECTIONS CTR	URBANA	\$11,858	03/21/2013
			\$23,993	

Program: 2013 - 4740, CTE - Perkins - DHS Ed

<u>RCDT</u>	<u>District Name</u>	<u>City</u>	<u>Budget Amt</u>	<u>Approval Date</u>
65-108-9000-80(45)	ILLINOIS DEPT OF HUMAN SERVICES	SPRINGFIELD	\$175,976	03/21/2013
			\$175,976	

Program: 2013 - 4745, CTE - Perkins - Secondary

<u>RCDT</u>	<u>District Name</u>	<u>City</u>	<u>Budget Amt</u>	<u>Approval Date</u>
01-001-1720-46(00)	WEST CENTRAL REGION - EFE 24	QUINCY	\$138,474	03/01/2013
05-016-2070-46(00)	NORTH SUBURBAN EDUC REG-EFE	PARK RIDGE	\$555,490	03/25/2013
06-016-2010-46(00)	MORTON REG DELIVERY SYST-EFE	CICERO	\$422,130	03/15/2013
07-016-2280-46(00)	CAREER DEVELPMT SYSTEM - EFE	OAK FOREST	\$652,734	03/25/2013
44-000-0000-46(00)	MCHENRY COUNTY CO-OP - EFE 1	WOODSTOCK	\$342,234	03/05/2013
			\$2,111,062	

Program: 2013 - 4901, Race To The Top

<u>RCDT</u>	<u>District Name</u>	<u>City</u>	<u>Budget Amt</u>	<u>Approval Date</u>
17-064-0050-26(00)	MCLEAN COUNTY UD 5	NORMAL	\$38,988	03/27/2013
17-064-0050-26(IM)	MCLEAN COUNTY UD 5	NORMAL	\$71,688	03/27/2013
34-049-0060-02(00)	ZION ESD 6	ZION	\$31,270	03/29/2013
			\$141,946	

Program: 2013 - 4905, Title III - Immigrant Education Program (IEP)

<u>RCDT</u>	<u>District Name</u>	<u>City</u>	<u>Budget Amt</u>	<u>Approval Date</u>
07-016-1275-02(00)	CHICAGO RIDGE SD 1275	CHICAGO RIDGE	\$24,000	03/29/2013
19-022-0930-04(00)	COMMUNITY CONS SCHOOL DIST 93	CAROL STREAM	\$10,200	03/11/2013
			\$34,200	

Program: 2013 - 4909, Title III - Lang Inst Prog-Limited Eng LIPLEP

<u>RCDT</u>	<u>District Name</u>	<u>City</u>	<u>Budget Amt</u>	<u>Approval Date</u>
04-101-1220-22(00)	HARLEM CONSOLIDATED SD 122	MACHESNEY PA	\$49,304	03/14/2013
05-016-0150-04(00)	COMM CONS SCHOOL DISTRICT NO 15	PALATINE	\$498,387	03/08/2013
05-016-0210-04(00)	WHEELING C C SCHOOL DIST 21	WHEELING	\$527,689	03/26/2013
05-016-0340-04(00)	SCHOOL DIST 34 COOK COUNTY	GLENVIEW	\$138,176	03/26/2013
05-016-0590-04(00)	COMMUNITY CONSOLIDATED SD 59	ARLINGTON HTS	\$466,644	03/13/2013
06-016-0860-02(00)	UNION RIDGE SD 86	HARWOOD HEI	\$16,892	03/20/2013
06-016-0880-02(00)	BELLWOOD SD 88	BELLWOOD	\$131,966	03/07/2013
06-016-0890-02(00)	COOK CO BD OF ED 89	MELROSE PARK	\$298,785	03/27/2013
06-016-0925-02(00)	WESTCHESTER SD 92-5	WESTCHESTER	\$30,919	03/21/2013

**ILLINOIS STATE BOARD OF EDUCATION
FUNDING AND DISBURSEMENT SERVICES DIVISION
100 NORTH FIRST STREET, SPRINGFIELD, IL 62777**

Approved Grants Less Than 1 Million

Thru Date:(03/01/2013-03/31/2013)

06-016-0960-02(00)	RIVERSIDE SCHOOL DIST 96	RIVERSIDE	\$11,644	03/29/2013
07-016-1230-02(00)	OAK LAWN-HOMETOWN S D 123	OAK LAWN	\$53,981	03/18/2013
07-016-1275-02(00)	CHICAGO RIDGE SD 1275	CHICAGO RIDGE	\$61,413	03/29/2013
07-016-1350-02(00)	ORLAND SD 135	ORLAND PARK	\$50,657	03/15/2013
07-016-1440-02(00)	PRAIRIE-HILLS ELEM SD 144	MARKHAM	\$10,824	03/14/2013
07-016-1510-02(00)	COOK COUNTY SCHOOL DIST 151	SOUTH HOLLAN	\$40,839	03/21/2013
07-016-2290-16(00)	OAK LAWN CHSD 229	OAK LAWN	\$10,332	03/14/2013
19-022-0120-02(00)	ROSELLE SD 12	ROSELLE	\$10,660	03/15/2013
19-022-0410-02(00)	BOARD OF EDUCATION DISTRICT 41	GLEN ELLYN	\$97,377	03/26/2013
19-022-0450-02(00)	VILLA PARK SD 45	VILLA PARK	\$124,240	03/29/2013
19-022-0610-02(00)	DARIEN SD 61	DARIEN	\$38,510	03/29/2013
19-022-0930-04(00)	COMMUNITY CONS SCHOOL DIST 93	CAROL STREAM	\$151,742	03/11/2013
24-047-0880-26(00)	PLANO CUSD 88	PLANO	\$55,432	03/21/2013
24-047-1150-26(00)	YORKVILLE CUSD 115	YORKVILLE	\$41,038	03/14/2013
24-047-3080-26(00)	OSWEGO CUSD 308	OSWEGO	\$132,882	03/22/2013
28-006-0990-04(00)	SPRING VALLEY CCSD 99	SPRING VALLEY	\$11,480	03/29/2013
31-045-1290-22(00)	AURORA WEST SCHOOL DIST 129	AURORA	\$346,935	03/07/2013
31-045-3030-26(00)	COMMUNITY UNIT SCHOOL DIST 303	SAINT CHARLES	\$114,038	03/20/2013
32-046-1110-25(00)	KANKAKEE SD 111	KANKAKEE	\$95,214	03/11/2013
34-049-0370-02(00)	GAVIN SD 37	INGLESIDE	\$19,275	03/26/2013
34-049-0560-02(00)	GURNEE SD 56	GURNEE	\$65,412	03/14/2013
34-049-0600-26(00)	COMMUNITY UNIT SCHOOL DIST 60	WAUKEGAN	\$810,400	03/28/2013
34-049-2200-26(00)	COMMUNITY UNIT SCH DIST 220	BARRINGTON	\$160,913	03/13/2013
41-057-0100-26(00)	COLLINSVILLE CUSD 10	COLLINSVILLE	\$73,935	03/20/2013
44-063-0260-04(00)	CARY CCSD 26	CARY	\$62,909	03/11/2013
44-063-0470-04(00)	CRYSTAL LAKE CCSD 47	CRYSTAL LAKE	\$95,282	03/11/2013
44-063-0500-26(00)	HARVARD CUSD 50	HARVARD	\$113,198	03/15/2013
44-063-1580-22(00)	HUNTLEY SCHOOL DISTRICT NO 158	ALGONQUIN	\$28,700	03/29/2013
46-009-0150-26(00)	BEARDSTOWN CUSD 15	BEARDSTOWN	\$68,724	03/27/2013
49-081-0370-02(00)	EAST MOLINE SD 37	EAST MOLINE	\$104,459	03/04/2013
49-081-0400-22(00)	MOLINE USD 40	MOLINE	\$158,971	03/21/2013
54-092-1180-24(00)	DANVILLE CCSD 118	DANVILLE	\$34,416	03/29/2013
56-099-088A-02(00)	RICHLAND SD 88A	CREST HILL	\$31,662	03/22/2013
56-099-201U-26(00)	CRETE-MONEE SD 201-U	CRETE	\$14,104	03/14/2013
			\$5,460,360	

Program: 2013 - 4920, McKinney Education for Homeless Children

<u>RCDT</u>	<u>District Name</u>	<u>City</u>	<u>Budget Amt</u>	<u>Approval Date</u>
56-000-0000-00(00)	REGIONAL OFFICE OF EDUCATION56	NEW LENOX	\$462,034	03/22/2013
			\$462,034	

Program: 2013 - 4932, Title II - Teacher Quality

<u>RCDT</u>	<u>District Name</u>	<u>City</u>	<u>Budget Amt</u>	<u>Approval Date</u>
02-061-0010-26(00)	MASSAC UD 1	METROPOLIS	\$123,404	03/18/2013
02-091-0660-22(00)	DONGOLA CUSD 66	DONGOLA	\$21,897	03/12/2013
03-003-0020-26(00)	BOND COUNTY 2	GREENVILLE	\$89,967	03/18/2013
04-101-1220-22(00)	HARLEM CONSOLIDATED SD 122	MACHESNEY PA	\$246,052	03/18/2013
04-101-3230-26(00)	WINNEBAGO CUSD 323	WINNEBAGO	\$42,016	03/18/2013
05-016-0150-04(00)	COMM CONS SCHOOL DISTRICT NO 15	PALATINE	\$436,557	03/26/2013
05-016-0210-04(00)	WHEELING C C SCHOOL DIST 21	WHEELING	\$243,414	03/27/2013

**ILLINOIS STATE BOARD OF EDUCATION
FUNDING AND DISBURSEMENT SERVICES DIVISION
100 NORTH FIRST STREET, SPRINGFIELD, IL 62777**

Approved Grants Less Than 1 Million

Thru Date:(03/01/2013-03/31/2013)

05-016-0310-02(00)	WEST NORTHFIELD SD 31	NORTHBROOK	\$27,024	03/05/2013
05-016-0340-04(00)	SCHOOL DIST 34 COOK COUNTY	GLENVIEW	\$102,321	03/11/2013
05-016-0380-02(00)	KENILWORTH SD 38	KENILWORTH	\$7,358	03/22/2013
05-016-0390-02(00)	WILMETTE SD 39	WILMETTE	\$51,624	03/27/2013
05-016-0540-04(00)	SCHAUMBURG CCSD 54	SCHAUMBURG	\$296,498	03/26/2013
05-016-0590-04(00)	COMMUNITY CONSOLIDATED SD 59	ARLINGTON HTS	\$164,317	03/08/2013
05-016-0670-02(00)	GOLF ELEM SD 67	MORTON GROVE	\$13,765	03/08/2013
05-016-0680-02(00)	SKOKIE SD 68	SKOKIE	\$49,456	03/01/2013
05-016-0700-02(00)	MORTON GROVE SD 70	MORTON GROVE	\$15,284	03/01/2013
05-016-0710-02(00)	NILES ELEM SD 71	NILES	\$23,368	03/19/2013
05-016-2070-17(00)	MAINE TWP HSD 207	PARK RIDGE	\$194,473	03/26/2013
05-016-2140-17(00)	TOWNSHIP HSD 214	ARLINGTON HTS	\$245,728	03/01/2013
06-016-0790-02(00)	PENNOYER SD 79	NORRIDGE	\$8,997	03/12/2013
06-016-0810-02(00)	SCHILLER PARK SD 81	SCHILLER PARK	\$51,226	03/11/2013
06-016-0855-02(00)	RIVER GROVE SD 85-5	RIVER GROVE	\$19,971	03/12/2013
06-016-0880-02(00)	BELLWOOD SD 88	BELLWOOD	\$91,156	03/12/2013
06-016-0900-02(00)	RIVER FOREST SD 90	RIVER FOREST	\$27,532	03/12/2013
06-016-0910-02(00)	FOREST PARK SD 91	FOREST PARK	\$34,502	03/18/2013
06-016-0920-02(00)	LINDOP SD 92	BROADVIEW	\$14,572	03/12/2013
06-016-0925-02(00)	WESTCHESTER SD 92-5	WESTCHESTER	\$27,045	03/18/2013
06-016-0970-02(00)	OAK PARK SD 97	OAK PARK	\$163,903	03/12/2013
06-016-0990-02(00)	COUNTY OF COOK SD 99	CICERO	\$681,114	03/29/2013
06-016-1030-02(00)	LYONS SD 103	LYONS	\$81,610	03/12/2013
06-016-2000-13(00)	OAK PARK & RIVER FOREST D 200	OAK PARK	\$69,349	03/18/2013
06-016-2010-17(00)	COOK COUNTY HSD 201	CICERO	\$335,685	03/29/2013
06-016-2090-17(00)	PROVISO TWP HSD 209	FOREST PARK	\$178,222	03/12/2013
06-016-2120-16(00)	LEYDEN COMMUNITY HIGH SCHOOL 212	FRANKLIN PARK	\$90,147	03/12/2013
07-016-1110-02(00)	BURBANK SD 111	BURBANK	\$169,741	03/22/2013
07-016-113A-02(00)	LEMONT-BROMBEREK CSD 113A	LEMONT	\$71,249	03/06/2013
07-016-1435-02(00)	POSEN-ROBBINS ELEM SD 1435	POSEN	\$192,358	03/18/2013
07-016-1470-02(00)	W HARVEY-DIXMOOR PUB SD 147	HARVEY	\$187,382	03/14/2013
07-016-1490-02(00)	DOLTON CUSD 149	CALUMET CITY	\$96,020	03/14/2013
07-016-1680-04(00)	COOK COUNTY SCHOOL DIST 168	SAUK VILLAGE	\$58,652	03/19/2013
07-016-1690-02(00)	FORD HEIGHTS SD 169	FORD HEIGHTS	\$141,288	03/14/2013
07-016-1720-02(00)	SANDRIDGE SD 172	CHICAGO HEIGH	\$9,175	03/21/2013
07-016-2100-17(00)	LEMONT TWP HSD 210	LEMONT	\$17,427	03/26/2013
07-016-2280-16(00)	BREMEN CHSD 228	MIDLOTHIAN	\$139,708	03/06/2013
07-016-2310-16(00)	EVERGREEN PARK CHSD 231	EVERGREEN PA	\$16,042	03/06/2013
08-043-1190-22(00)	EAST DUBUQUE CUSD 119	EAST DUBUQUE	\$27,873	03/12/2013
08-043-1200-22(00)	GALENA CUSD 120	GALENA	\$52,761	03/18/2013
08-043-2060-26(00)	STOCKTON CUSD 206	STOCKTON	\$17,622	03/04/2013
08-089-1450-22(00)	FREEPORT SD 145	FREEPORT	\$242,429	03/12/2013
09-010-0040-26(00)	CHAMPAIGN CUSD 4	CHAMPAIGN	\$487,612	03/18/2013
09-010-1370-02(00)	RANTOUL CITY SD 137	RANTOUL	\$103,536	03/14/2013
11-018-0770-26(00)	CUMBERLAND CUSD 77	TOLEDO	\$48,168	03/11/2013
12-013-0350-26(00)	FLORA CUSD 35	FLORA	\$61,895	03/12/2013
12-080-0010-26(00)	EAST RICHLAND CUSD 1	OLNEY	\$119,048	03/18/2013
13-058-1350-02(00)	CENTRALIA SD 135	CENTRALIA	\$143,151	03/12/2013
13-095-0010-04(00)	OAKDALE C C SCHOOL DISTRICT	OAKDALE	\$2,593	03/18/2013

**ILLINOIS STATE BOARD OF EDUCATION
FUNDING AND DISBURSEMENT SERVICES DIVISION
100 NORTH FIRST STREET, SPRINGFIELD, IL 62777**

Approved Grants Less Than 1 Million

Thru Date:(03/01/2013-03/31/2013)

13-095-0100-26(00)	WEST WASHINGTON CCUSD 10	OKAWVILLE	\$18,701	03/29/2013
13-095-0150-04(00)	ASHLEY CCSD 15	ASHLEY	\$20,020	03/12/2013
13-095-0290-03(00)	HOYLETON CSD 29	HOYLETON	\$3,364	03/18/2013
13-095-0490-04(00)	NASHVILLE CCSD 49	NASHVILLE	\$22,859	03/18/2013
16-019-4270-26(00)	SYCAMORE CUSD 427	SYCAMORE	\$72,364	03/25/2013
17-020-0150-26(00)	CLINTON CUSD 15	CLINTON	\$96,334	03/12/2013
17-020-0180-26(00)	BLUE RIDGE CUSD 18	FARMER CITY	\$26,568	03/29/2013
19-022-0020-02(00)	BENSENVILLE ELEM SCH DIST 2	BENSENVILLE	\$66,310	03/18/2013
19-022-0040-02(00)	COUNTY OF DUPAGE SCHOOL DIST 4	ADDISON	\$182,935	03/18/2013
19-022-0070-02(00)	WOOD DALE SD 7	WOOD DALE	\$33,601	03/11/2013
19-022-0120-02(00)	ROSELLE SD 12	ROSELLE	\$33,750	03/01/2013
19-022-0130-02(00)	BLOOMINGDALE SD 13	BLOOMINGDALE	\$38,346	03/21/2013
19-022-0330-02(00)	WEST CHICAGO SD 33	WEST CHICAGO	\$199,024	03/01/2013
19-022-0680-02(00)	WOODRIDGE SD 68	WOODRIDGE	\$114,008	03/01/2013
19-022-0860-17(00)	HINSDALE DIST 86	HINSDALE	\$79,899	03/21/2013
19-022-0930-04(00)	COMMUNITY CONS SCHOOL DIST 93	CAROL STREAM	\$184,106	03/14/2013
19-022-2010-26(00)	COMMUNITY UNIT SCHOOL DIST 201	WESTMONT	\$62,465	03/14/2013
19-022-2050-26(00)	ELMHURST SD 205	ELMHURST	\$219,066	03/05/2013
20-083-0020-26(00)	CARRIER MILLS-STONEFORT CUSD 2	CARRIER MILLS	\$40,845	03/12/2013
20-083-0030-26(00)	HARRISBURG CUSD 3	HARRISBURG	\$132,870	03/12/2013
20-097-0030-26(00)	NORRIS CITY-OMAHA-ENFIELD CU 3	NORRIS CITY	\$47,164	03/12/2013
22-029-0040-26(00)	SPOON RIVER VALLEY CUSD 4	LONDON MILLS	\$24,149	03/12/2013
24-032-002C-02(00)	MAZON-VERONA-KINSMAN ESD 2C	MAZON	\$12,291	03/01/2013
24-032-024C-04(00)	NETTLE CREEK CCSD 24C	MORRIS	\$1,716	03/11/2013
24-032-0540-02(00)	MORRIS SD 54	MORRIS	\$46,174	03/26/2013
24-032-0730-17(00)	GARDNER S WILMINGTON THSD 73	GARDNER	\$6,096	03/08/2013
24-047-1150-26(00)	YORKVILLE CUSD 115	YORKVILLE	\$67,200	03/13/2013
24-047-3080-26(00)	OSWEGO CUSD 308	OSWEGO	\$143,865	03/27/2013
25-041-0030-04(00)	FIELD CCSD 3	TEXICO	\$9,838	03/12/2013
26-034-3270-04(00)	DALLAS ELEMENTARY SCHOOL	DALLAS CITY	\$8,899	03/14/2013
26-062-1850-26(00)	MACOMB CUSD 185	MACOMB	\$115,133	03/18/2013
28-006-3400-26(00)	BUREAU VALLEY CUSD 340	MANLIUS	\$46,019	03/29/2013
28-037-2270-26(00)	CAMBRIDGE CUSD 227	CAMBRIDGE	\$30,376	03/18/2013
30-039-1760-26(00)	TRICO CUSD 176	CAMPBELL HILL	\$65,376	03/29/2013
31-045-1310-22(00)	AURORA EAST USD 131	AURORA	\$771,829	03/08/2013
31-045-3000-26(00)	COMMUNITY UNIT SCHOOL DIST 300	CARPENTERSVIL	\$510,713	03/01/2013
31-045-3010-26(00)	CENTRAL CUSD 301	BURLINGTON	\$40,289	03/26/2013
32-038-2330-17(00)	MILFORD TWP HSD 233	MILFORD	\$17,858	03/06/2013
32-046-0020-26(00)	HERSCHER CUSD 2	HERSCHER	\$50,502	03/26/2013
32-046-0530-02(00)	BOURBONNAIS ESD 53	BOURBONNAIS	\$81,705	03/25/2013
32-046-2590-04(00)	PEMBROKE CCSD 259	HOPKINS PARK	\$95,679	03/29/2013
32-046-3020-16(00)	ST ANNE CHSD 302	SAINT ANNE	\$28,930	03/08/2013
34-049-0030-04(00)	BEACH PARK CCSD 3	ZION	\$47,743	03/19/2013
34-049-0340-04(00)	ANTIOCH CCSD 34	ANTIOCH	\$115,463	03/11/2013
34-049-0360-02(00)	GRASS LAKE SD 36	ANTIOCH	\$10,624	03/22/2013
34-049-0460-04(00)	COMMUNITY CONSOLIDATED SCHOOL	GRAYSLAKE	\$79,512	03/20/2013
34-049-0680-02(00)	OAK GROVE SD 68	LIBERTYVILLE	\$15,000	03/18/2013
34-049-0730-04(00)	HAWTHORN CCSD 73	VERNON HILLS	\$90,314	03/19/2013
34-049-0960-04(00)	KILDEER COUNTRYSIDE CCSD 96	BUFFALO GROV	\$70,233	03/18/2013

**ILLINOIS STATE BOARD OF EDUCATION
FUNDING AND DISBURSEMENT SERVICES DIVISION
100 NORTH FIRST STREET, SPRINGFIELD, IL 62777**

Approved Grants Less Than 1 Million

Thru Date:(03/01/2013-03/31/2013)

34-049-1120-02(00)	NORTH SHORE SD 112	HIGHLAND PARK	\$122,141	03/26/2013
34-049-2200-26(00)	COMMUNITY UNIT SCH DIST 220	BARRINGTON	\$155,665	03/25/2013
34-049-9000-90(00)	PRAIRIE CROSSING CHARTER SCHOOL	GRAYSLAKE	\$2,604	03/15/2013
38-054-4040-16(00)	LINCOLN CHSD 404	LINCOLN	\$34,154	03/18/2013
39-055-0110-26(00)	WARRENSBURG-LATHAM CUSD 11	WARRENSBURG	\$30,825	03/12/2013
39-055-0610-25(00)	DECATUR SD 61	DECATUR	\$928,828	03/22/2013
39-074-0250-26(00)	MONTICELLO CU 25	MONTICELLO	\$24,785	03/12/2013
40-042-1000-26(00)	JERSEY CUSD 100	JERSEYVILLE	\$140,610	03/12/2013
40-056-0010-26(00)	COUNTY OF MACOUPIN CUSD 1	CARLINVILLE	\$83,510	03/12/2013
41-057-0070-26(00)	EDWARDSVILLE SD 7	EDWARDSVILLE	\$229,454	03/12/2013
41-057-0080-26(00)	BETHALTO CUSD 8	BETHALTO	\$121,700	03/29/2013
41-057-0090-26(00)	GRANITE CITY CUSD 9	GRANITE CITY	\$427,692	03/18/2013
41-057-0100-26(00)	COLLINSVILLE CUSD 10	COLLINSVILLE	\$320,225	03/18/2013
41-057-0120-26(00)	MADISON CUSD 12	MADISON	\$158,333	03/12/2013
43-102-0600-26(00)	ROANOKE BENSON CUSD 60	ROANOKE	\$18,276	03/28/2013
44-063-0030-03(00)	FOX RIVER GROVE CSD 3	FOX RIVER GROV	\$15,031	03/29/2013
44-063-1650-03(00)	MARENGO-UNION ECSD 165	MARENGO	\$27,214	03/29/2013
46-000-0000-00(00)	REGIONAL OFFICE OF EDUCATION46	JACKSONVILLE	\$2,429	03/12/2013
46-069-1170-22(00)	JACKSONVILLE SD 117	JACKSONVILLE	\$186,370	03/12/2013
47-052-2200-02(00)	COUNTY OF LEE 220 SCHOOL DIST	STEWART	\$1,533	03/04/2013
47-052-2720-26(00)	AMBOY CUSD 272	AMBOY	\$64,884	03/22/2013
47-071-2220-26(00)	POLO CUSD 222	POLO	\$33,727	03/27/2013
47-071-2310-04(00)	ROCHELLE CCD 231	ROCHELLE	\$72,393	03/05/2013
47-071-2690-04(00)	ESWOOD CCD 269	LINDENWOOD	\$3,446	03/08/2013
48-072-0620-02(00)	PLEASANT VALLEY SD 62	PEORIA	\$32,555	03/21/2013
48-072-3100-16(00)	LIMESTONE CHSD 310	BARTONVILLE	\$36,425	03/22/2013
49-081-0360-02(00)	CARBON CLIFF-BARSTOW SD 36	SILVIS	\$20,272	03/18/2013
49-081-0370-02(00)	EAST MOLINE SD 37	EAST MOLINE	\$169,072	03/14/2013
50-082-0770-16(00)	FREEBURG CHSD 77	FREEBURG	\$8,722	03/14/2013
50-082-1180-02(00)	BELLEVILLE SD 118	BELLEVILLE	\$154,213	03/12/2013
50-082-1880-22(00)	BROOKLYN UD 188	LOVEJOY	\$28,510	03/14/2013
50-082-2010-17(00)	BELLEVILLE TWP HSD 201	BELLEVILLE	\$134,982	03/18/2013
51-084-003A-26(00)	ROCHESTER CUSD 3A	ROCHESTER	\$24,292	03/12/2013
53-090-0520-02(00)	WASHINGTON SD 52	WASHINGTON	\$19,284	03/07/2013
53-090-0860-02(00)	EAST PEORIA SD 86	EAST PEORIA	\$85,759	03/20/2013
53-090-3090-16(00)	COUNTY OF TAZEWELL SD 309	EAST PEORIA	\$74,666	03/25/2013
54-092-0020-26(00)	WESTVILLE CUSD 2	WESTVILLE	\$62,066	03/18/2013
54-092-0040-26(00)	GEORGETOWN-RIDGE FARM CUSD 4	GEORGETOWN	\$91,107	03/12/2013
54-092-1180-24(00)	DANVILLE CCSD 118	DANVILLE	\$515,248	03/14/2013
55-098-0020-26(00)	RIVER BEND CUSD 2	FULTON	\$34,439	03/12/2013
55-098-0120-02(00)	EAST COLOMA SD 12	ROCK FALLS	\$10,161	03/14/2013
56-099-0840-02(00)	ROCKDALE SD 84	ROCKDALE	\$18,134	03/11/2013
56-099-0880-02(00)	COUNTY OF WILL SCHOOL DIST 88	CREST HILL	\$13,127	03/08/2013
56-099-0900-02(00)	COUNTY OF WILL SD90	LOCKPORT	\$11,620	03/14/2013
56-099-1140-02(00)	MANHATTAN SD 114	MANHATTAN	\$23,355	03/22/2013
56-099-1590-02(00)	MOKENA SD 159	MOKENA	\$52,508	03/26/2013
56-099-1610-02(00)	SUMMIT HILL SD 161	FRANKFORT	\$62,589	03/25/2013
56-099-201U-26(00)	CRETE-MONEE SD 201-U	CRETE	\$153,795	03/25/2013
56-099-2040-17(00)	JOLIET TWP HSD 204	JOLIET	\$234,880	03/06/2013

**ILLINOIS STATE BOARD OF EDUCATION
FUNDING AND DISBURSEMENT SERVICES DIVISION
100 NORTH FIRST STREET, SPRINGFIELD, IL 62777**

Approved Grants Less Than 1 Million

Thru Date:(03/01/2013-03/31/2013)

56-099-2050-17(00)	LOCKPORT TWP HSD 205	LOCKPORT	\$57,434	03/20/2013
56-099-207U-26(00)	PEOTONE CUSD 207U	PEOTONE	\$32,943	03/14/2013
56-099-365U-26(00)	VALLEY VIEW CUSD 365U	ROMEDEVILLE	\$587,209	03/22/2013
			\$16,928,605	

Program: 2013 - 4935, Title II - Teacher Quality - Leadership Grant

<u>RCDT</u>	<u>District Name</u>	<u>City</u>	<u>Budget Amt</u>	<u>Approval Date</u>
56-000-0000-00(00)	REGIONAL OFFICE OF EDUCATION56	NEW LENOX	\$4,000	03/21/2013
			\$4,000	

Program: 2013 - 4936, Mathematics and Science Partnerships

<u>RCDT</u>	<u>District Name</u>	<u>City</u>	<u>Budget Amt</u>	<u>Approval Date</u>
09-010-0040-26(50)	CHAMPAIGN CUSD 4	CHAMPAIGN	\$160,000	03/26/2013
16-019-5430-51(50)	NORTHERN ILLINOIS UNIVERSITY	DE KALB	\$160,000	03/27/2013
17-064-5450-51(21)	ILLINOIS STATE UNIVERSITY	NORMAL	\$99,576	03/29/2013
17-064-5450-51(51)	ILLINOIS STATE UNIVERSITY	NORMAL	\$159,901	03/27/2013
17-064-5450-51(52)	ILLINOIS STATE UNIVERSITY	NORMAL	\$159,868	03/27/2013
49-000-0000-00(50)	REGIONAL OFFICE OF EDUCATION49	MOLINE	\$160,000	03/26/2013
49-000-0000-00(51)	REGIONAL OFFICE OF EDUCATION49	MOLINE	\$160,000	03/26/2013
50-082-1890-22(50)	BOARD OF EDUCATION SD 189	EAST ST LOUIS	\$160,000	03/29/2013
			\$1,219,345	