




ILLINOIS STATE BOARD OF EDUCATION MEETING
August 15, 2013

TO: Illinois State Board of Education

FROM: Christopher A. Koch, Ed.D., State Superintendent of Education 
Robert Wolfe, Chief Financial Officer 
Donald W. Evans, Chief Operating Officer 

Agenda Topic: Information Item: SBE Fiscal & Administrative Monthly Reports

Materials: Appropriation and Spending by Program – FY13
Financial Status Report (contract & grant detail) – FY13
Comparative Statement of Expenditures – FY13
Monthly Headcount Graph, Staff Detail, 10-yr Headcount History Graph
Contract & Grant Awards Under \$1 million - FY13

Purpose of Agenda Item

To provide the Board standard reports with key information on fiscal and administrative activities of the state Agency.

Relationship to/Implications for the State Board's Strategic Plan

Not applicable – informational purposes only.

Expected Outcome(s) of Agenda Item

Not applicable – informational purposes only.

Background Information

In June 2002, the State Board adopted bylaws outlining a new committee structure under which fiscal, audit and operations issues will be handled by the Finance and Audit Committee. The Superintendent requested that the Agency organize and standardize the financial and Headcount data provided to the Board for their future policy work and decision making.

Currently, the following reports are provided:

1. Budget (annually in January)
2. Appropriation and Expenditure (monthly)
3. Financial Status Report – Contract/Grant Detail (monthly)
4. Contract & Grant Awards Under \$1 Million (monthly)
5. Comparative Statement of Expenditures (monthly)
6. Headcount Reports (monthly)
Headcount History Graph, Staff Detail by Division, & Monthly Headcount Graph

Analysis and Implications for Policy, Budget, Legislative Action and Communications

The monthly or Quarterly Fiscal and Headcount Reports were first provided to the Board in August 2002. These reports provide information regarding staffing and funding as well as details of contracts over \$50,000 and grants the Agency is processing.

At the request of the Board at the December 2011 meeting, a Contract & Grant Award Report under \$1 million has been added to the SBE Fiscal & Administrative Monthly Reports package.

Superintendent's Recommendation

None needed.

Next Steps

Continue to provide these reports pursuant to schedule above.

Illinois State Board of Education
2013 Appropriation & Spending by Program 07/01/2012 thru 07/31/2013

(Dollars in Thousands)

Initiatives	Appropriation			YTD Expenditures		
	Total	Grants	Admin	Total	Grants	Admin
STATE						
Distributive Grants	<u>\$6,045,505.8</u>	<u>\$6,045,505.8</u>	<u>\$0.0</u>	<u>\$5,996,872.2</u>	<u>\$5,996,872.2</u>	<u>\$0.0</u>
General State Aid	\$4,286,752.5	\$4,286,752.5	\$0.0	\$4,286,752.5	\$4,286,752.5	\$0.0
District Consolidation Cost	\$2,805.0	\$2,805.0	\$0.0	\$2,704.7	\$2,704.7	\$0.0
Mandated Categoricals	<u>\$1,755,948.3</u>	<u>\$1,755,948.3</u>	<u>\$0.0</u>	<u>\$1,707,415.0</u>	<u>\$1,707,415.0</u>	<u>\$0.0</u>
Illinois Free Lunch/Breakfast	\$14,300.0	\$14,300.0	\$0.0	\$13,782.4	\$13,782.4	\$0.0
Orphanage Tuition 18-3 (Reg Ed)	\$13,000.0	\$13,000.0	\$0.0	\$6,966.2	\$6,966.2	\$0.0
Sp-Ed - Extraordinary Services	\$314,196.1	\$314,196.1	\$0.0	\$314,196.1	\$314,196.1	\$0.0
Sp-Ed - Orphanage Tuition 14-7.03	\$111,000.0	\$111,000.0	\$0.0	\$69,018.1	\$69,018.1	\$0.0
Sp-Ed - Personnel Reimbursement	\$440,200.0	\$440,200.0	\$0.0	\$440,200.0	\$440,200.0	\$0.0
Sp-Ed - Private Tuition	\$206,843.3	\$206,843.3	\$0.0	\$206,843.3	\$206,843.3	\$0.0
Sp-Ed - Summer School	\$10,100.0	\$10,100.0	\$0.0	\$10,100.0	\$10,100.0	\$0.0
Sp-Ed - Transportation	\$440,500.0	\$440,500.0	\$0.0	\$440,500.0	\$440,500.0	\$0.0
Transportation - Regular/Vocational	\$205,808.9	\$205,808.9	\$0.0	\$205,808.9	\$205,808.9	\$0.0
Standards - Assessment & Accounta	<u>\$29,400.0</u>	<u>\$1,834.8</u>	<u>\$27,565.2</u>	<u>\$29,017.1</u>	<u>\$1,834.8</u>	<u>\$27,182.3</u>
Assessments	\$27,400.0	\$0.0	\$27,400.0	\$27,017.4	\$0.0	\$27,017.4
Standards, Materials, Training for Tea	\$2,000.0	\$1,834.8	\$165.2	\$1,999.6	\$1,834.8	\$164.8
Growth Model	\$0.0	\$0.0	\$0.0	\$0.0	\$0.0	\$0.0
System of Support	\$0.0	\$0.0	\$0.0	\$0.0	\$0.0	\$0.0
Ensuring Quality Ed Personnel	<u>\$2,225.0</u>	<u>\$2,225.0</u>	<u>\$0.0</u>	<u>\$1,796.3</u>	<u>\$1,796.3</u>	<u>\$0.0</u>
National Board Certification	\$1,000.0	\$1,000.0	\$0.0	\$571.3	\$571.3	\$0.0
Principal Mentoring Program	\$0.0	\$0.0	\$0.0	\$0.0	\$0.0	\$0.0
Teach for America	\$1,225.0	\$1,225.0	\$0.0	\$1,225.0	\$1,225.0	\$0.0
Teacher and Admin. Mentoring Progr	\$0.0	\$0.0	\$0.0	\$0.0	\$0.0	\$0.0
Early Childhood	<u>\$300,192.4</u>	<u>\$296,465.7</u>	<u>\$3,726.7</u>	<u>\$297,090.9</u>	<u>\$293,500.2</u>	<u>\$3,590.7</u>
Academic Difficulty	<u>\$81,920.5</u>	<u>\$80,120.5</u>	<u>\$1,800.0</u>	<u>\$44,450.6</u>	<u>\$42,832.9</u>	<u>\$1,617.7</u>
Alternative Learning/Regional Safe Sc	\$6,539.3	\$6,539.3	\$0.0	\$6,539.3	\$6,539.3	\$0.0
Bilingual Education	\$63,381.2	\$61,581.2	\$1,800.0	\$25,911.5	\$24,293.8	\$1,617.7
Truant Alternative Optional Education	\$12,000.0	\$12,000.0	\$0.0	\$11,999.8	\$11,999.8	\$0.0
Learning Technologies	<u>\$3,000.0</u>	<u>\$1,777.0</u>	<u>\$1,223.0</u>	<u>\$2,997.4</u>	<u>\$1,776.3</u>	<u>\$1,221.1</u>
Technology for Success	\$3,000.0	\$1,777.0	\$1,223.0	\$2,997.4	\$1,776.3	\$1,221.1
Career Preparation	<u>\$39,862.1</u>	<u>\$39,862.1</u>	<u>\$0.0</u>	<u>\$39,862.0</u>	<u>\$39,862.0</u>	<u>\$0.0</u>

Agricultural Education	\$1,800.0	\$1,800.0	\$0.0	\$1,799.9	\$1,799.9	\$0.0
Career and Technical Education	\$38,062.1	\$38,062.1	\$0.0	\$38,062.1	\$38,062.1	\$0.0
Regional Services	<u>\$14,320.1</u>	<u>\$14,320.1</u>	<u>\$0.0</u>	<u>\$13,319.4</u>	<u>\$13,319.4</u>	<u>\$0.0</u>
ROE - Bus Driver Training	\$70.0	\$70.0	\$0.0	\$70.0	\$70.0	\$0.0
ROE - Salaries	\$12,025.0	\$12,025.0	\$0.0	\$11,024.3	\$11,024.3	\$0.0
ROE - School Services	\$2,225.1	\$2,225.1	\$0.0	\$2,225.1	\$2,225.1	\$0.0
Strategic Plan	<u>\$0.0</u>	<u>\$0.0</u>	<u>\$0.0</u>	<u>\$0.0</u>	<u>\$0.0</u>	<u>\$0.0</u>
Strategic Plan	\$0.0	\$0.0	\$0.0	\$0.0	\$0.0	\$0.0
Administration	<u>\$23,654.0</u>	<u>\$0.0</u>	<u>\$23,654.0</u>	<u>\$22,727.2</u>	<u>\$0.0</u>	<u>\$22,727.2</u>
Targeted Initiatives	<u>\$21,744.2</u>	<u>\$20,967.9</u>	<u>\$776.3</u>	<u>\$21,544.1</u>	<u>\$20,967.9</u>	<u>\$576.2</u>
Advanced Placement Classes	\$527.0	\$527.0	\$0.0	\$527.0	\$527.0	\$0.0
After School Matters	\$2,500.0	\$2,500.0	\$0.0	\$2,500.0	\$2,500.0	\$0.0
Arts and Foreign Language	\$500.0	\$500.0	\$0.0	\$500.0	\$500.0	\$0.0
Autism Project	\$100.0	\$100.0	\$0.0	\$100.0	\$100.0	\$0.0
Blind & Dyslexic	\$816.6	\$816.6	\$0.0	\$816.6	\$816.6	\$0.0
Childrens Mental Health Partnership	\$300.0	\$300.0	\$0.0	\$300.0	\$300.0	\$0.0
Community Residential Services Auth	\$592.3	\$0.0	\$592.3	\$497.0	\$0.0	\$497.0
East St. Louis School District 189	\$9,000.0	\$9,000.0	\$0.0	\$9,000.0	\$9,000.0	\$0.0
Educator Misconduct Investigations	\$184.0	\$0.0	\$184.0	\$79.2	\$0.0	\$79.2
IL Coalition Immigrant/Refugee Paren	\$1,000.0	\$1,000.0	\$0.0	\$1,000.0	\$1,000.0	\$0.0
Lowest Performing Schools	\$1,002.8	\$1,002.8	\$0.0	\$1,002.8	\$1,002.8	\$0.0
Materials Center for the Visually Impæ	\$1,421.1	\$1,421.1	\$0.0	\$1,421.1	\$1,421.1	\$0.0
Philip J. Rock Center & School	\$3,577.8	\$3,577.8	\$0.0	\$3,577.8	\$3,577.8	\$0.0
Tax Equivalent Grants	\$222.6	\$222.6	\$0.0	\$222.6	\$222.6	\$0.0
NON STATE						
School Infrastructure Fund	<u>\$600.0</u>	<u>\$0.0</u>	<u>\$600.0</u>	<u>\$117.2</u>	<u>\$0.0</u>	<u>\$117.2</u>
School Infrastructure (Debt Admin)	\$600.0	\$0.0	\$600.0	\$117.2	\$0.0	\$117.2
Driver Education	<u>\$17,500.0</u>	<u>\$17,500.0</u>	<u>\$0.0</u>	<u>\$17,500.0</u>	<u>\$17,500.0</u>	<u>\$0.0</u>
Other Funds	<u>\$139,754.7</u>	<u>\$116,745.8</u>	<u>\$23,008.9</u>	<u>\$22,144.5</u>	<u>\$18,040.7</u>	<u>\$4,103.8</u>
After School Rescue Fund	\$200.0	\$200.0	\$0.0	\$0.0	\$0.0	\$0.0
Capital Development Fund-Sch Const.	\$25,000.0	\$25,000.0	\$0.0	\$0.0	\$0.0	\$0.0
Charter Schools Revolving Loan Fund	\$20.0	\$20.0	\$0.0	\$0.0	\$0.0	\$0.0
Emergency Financial Assistance Fund	\$1,000.0	\$1,000.0	\$0.0	\$67.1	\$67.1	\$0.0
Indirect Costs	\$7,015.2	\$0.0	\$7,015.2	\$2,446.8	\$0.0	\$2,446.8
ISBE - Special Purpose Trust Fund	\$8,484.8	\$0.0	\$8,484.8	\$239.7	\$0.0	\$239.7
ISBE Teacher Certificate Institute Fun	\$2,208.9	\$0.0	\$2,208.9	\$0.0	\$0.0	\$0.0
School Construction Maintenance Fun	\$83,716.2	\$83,716.2	\$0.0	\$16,382.4	\$16,382.4	\$0.0
School Technology Revolving Loan	\$5,000.0	\$5,000.0	\$0.0	\$1,181.6	\$1,181.6	\$0.0
State Charter School Commission	\$300.0	\$0.0	\$300.0	\$0.0	\$0.0	\$0.0
Teacher Certification Fee Revolving F	\$5,000.0	\$0.0	\$5,000.0	\$1,417.4	\$0.0	\$1,417.4

Technology Immersion - Build IL Bon	\$409.6	\$409.6	\$0.0	\$409.6	\$409.6	\$0.0
Temporary Relocation Revolving Fun	\$1,400.0	\$1,400.0	\$0.0	\$0.0	\$0.0	\$0.0

FEDERAL

Federal Funds	<u>\$3,002,670.2</u>	<u>\$2,830,302.4</u>	<u>\$172,367.8</u>	<u>\$2,102,881.5</u>	<u>\$2,046,773.8</u>	<u>\$56,108.1</u>
Advanced Placement Fee Payment	\$3,099.1	\$3,000.0	\$99.1	\$1,731.7	\$1,731.7	\$0.0
ARRA - Education Jobs Fund	\$26,000.0	\$26,000.0	\$0.0	\$6,331.0	\$6,331.0	\$0.0
ARRA - Longitudinal Data Systems	\$10,000.0	\$0.0	\$10,000.0	\$2,971.8	\$0.0	\$2,971.8
ARRA - Race to the Top	\$42,800.0	\$11,197.8	\$31,602.2	\$11,159.5	\$5,966.3	\$5,193.2
ARRA - Title I	\$78,405.8	\$78,405.8	\$0.0	\$1,550.6	\$1,550.6	\$0.0
ARRA - Titel I School Improvement (\$71,594.2	\$65,394.2	\$6,200.0	\$45,011.2	\$39,245.3	\$5,765.9
ARRA - Title II Technology	\$100.0	\$100.0	\$0.0	\$0.0	\$0.0	\$0.0
Career & Technical Education	\$56,603.1	\$55,000.0	\$1,603.1	\$41,914.9	\$41,120.9	\$794.0
Career & Technical Education - Techn	\$121.0	\$100.0	\$21.0	\$0.0	\$0.0	\$0.0
Charter Schools	\$9,000.0	\$9,000.0	\$0.0	\$0.0	\$0.0	\$0.0
Child Nutrition	\$736,725.2	\$725,000.0	\$11,725.2	\$691,646.4	\$685,042.7	\$6,603.8
Early Learning Challenge	\$34,230.2	\$0.0	\$34,230.2	\$0.7	\$0.0	\$0.7
Early Learning Challenge - DHS	\$769.8	\$0.0	\$769.8	\$221.6	\$0.0	\$221.6
IDEA - Deaf Blind, Part C	\$500.0	\$500.0	\$0.0	\$324.9	\$324.9	\$0.0
IDEA - Improvement Plan	\$4,393.2	\$4,000.0	\$393.2	\$1,404.4	\$1,161.8	\$242.6
IDEA - Pre-School	\$25,933.9	\$25,000.0	\$933.9	\$15,757.2	\$15,436.5	\$320.7
Illinois Purchase Care Review Board	\$404.7	\$0.0	\$404.7	\$298.7	\$0.0	\$298.7
Individuals with Disabilities Educ. Ac	\$716,637.6	\$700,000.0	\$16,637.6	\$490,004.0	\$480,251.6	\$9,752.4
IDEA - Bellefaire JCB	\$500.0	\$500.0	\$0.0	\$452.7	\$452.7	\$0.0
Integration of Schools & Mental Healt	\$0.0	\$0.0	\$0.0	\$0.0	\$0.0	\$0.0
Learn and Serve America	\$550.0	\$500.0	\$50.0	\$175.2	\$175.2	\$0.0
Longitudinal Data System	\$5,200.0	\$685.0	\$4,515.0	\$1,509.3	\$0.0	\$1,509.3
Math & Science Partnerships	\$14,658.5	\$14,000.0	\$658.5	\$4,510.4	\$4,318.8	\$191.6
National Center for Education Statistic	\$297.2	\$0.0	\$297.2	\$216.7	\$0.0	\$216.7
ONPAR	\$2,000.0	\$2,000.0	\$0.0	\$0.0	\$0.0	\$0.0
Spanish Language Assesment-SALSA	\$1,341.7	\$0.0	\$1,341.7	\$729.9	\$0.0	\$729.9
School Health Programs	\$1,152.6	\$0.0	\$1,152.6	\$168.0	\$0.0	\$168.0
Special Congressional Initiatives	\$5,000.0	\$4,920.5	\$79.5	\$0.0	\$0.0	\$0.0
Striving Readers	\$500.0	\$499.1	\$0.9	\$0.9	\$0.0	\$0.9
Title I - Basic Programs	\$756,004.5	\$743,276.6	\$12,727.9	\$577,092.0	\$572,732.3	\$4,360.1
Title I - Comprehensive School Reform	\$35.5	\$0.0	\$35.5	\$0.0	\$0.0	\$0.0
Title I - Education of Migratory Child	\$4,186.0	\$4,127.0	\$59.0	\$2,142.5	\$2,107.3	\$35.2
Title I - Even Start Family Literacy Pr	\$2,982.2	\$2,933.2	\$49.0	\$0.0	\$0.0	\$0.0
Title I - Neglected and Delinquent	\$1,223.1	\$1,172.1	\$51.0	\$1,167.3	\$1,154.3	\$13.0
Title I - School Improvement	\$77,126.0	\$73,491.1	\$3,634.9	\$27,523.4	\$26,319.4	\$1,203.9
Title II - Enhance Ed through Technol	\$5,105.0	\$5,000.0	\$105.0	\$1,313.6	\$1,313.6	\$0.0
Title II - Quality Teachers	\$162,526.4	\$157,000.0	\$5,526.4	\$85,083.5	\$83,617.6	\$1,465.9
Title III - English Language Acquisitic	\$47,433.4	\$45,000.0	\$2,433.4	\$29,129.2	\$28,236.7	\$892.5
Title IV - 21st Century Schools	\$66,978.1	\$65,000.0	\$1,978.1	\$45,889.5	\$44,539.7	\$1,349.7
Title IV - Safe & Drug Free Schools	\$547.0	\$500.0	\$47.0	\$24.1	\$18.7	\$5.4
Title VI - Rural & Low Income Progra	\$2,056.0	\$2,000.0	\$56.0	\$1,065.0	\$1,028.8	\$36.3
Title VI - State Assessment	\$22,438.6	\$0.0	\$22,438.6	\$11,611.4	\$0.0	\$11,611.4

Title X - McKinney Homeless Assista	\$5,495.0	\$5,000.0	\$495.0	\$2,748.3	\$2,595.3	\$153.0
Transition to Teaching	\$15.6	\$0.0	\$15.6	\$0.0	\$0.0	\$0.0
TOTAL - ALL FUNDS:	\$9,722,349.0	\$9,467,627.1	\$254,721.8	\$8,612,320.3	\$8,495,076.2	\$117,244.4

ILLINOIS STATE BOARD OF EDUCATION
Financial Status Report
July 1, 2012 through July 31, 2013
(Fiscal Year 2013)

	Appropriation Amount	Expenditures to Date	Unexpended Appropriation	Percentage spent YTD	Percentage Unexpended
<u>General Revenue Fund</u>					
Personal Services and Related Expenditures	\$ 16,745,700	\$ 16,674,660	\$ 71,040	99.58%	0.42%
Contractual Services	6,000,000	5,390,788	609,212	89.85%	10.15%
Travel	276,250	200,259	75,991	72.49%	27.51%
Commodities	71,300	51,340	19,960	72.01%	27.99%
Printing	64,700	11,465	53,235	17.72%	82.28%
Equipment	132,200	110,850	21,350	83.85%	16.15%
Telecommunications	340,000	264,283	75,717	77.73%	22.27%
Operation of Automotive Equipment	23,800	23,552	248	98.96%	1.04%
Lump Sums	30,246,302	29,663,290	583,012	98.07%	1.93%
<i>Sub-total</i>	53,900,252	52,390,486	1,509,766	97.20%	2.80%
Awards and Grants	2,209,146,283	2,119,509,734	89,636,549	95.94%	4.06%
Total General Revenue Fund	\$ 2,263,046,535	\$ 2,171,900,221	\$ 91,146,314	95.97%	4.03%
<u>Education Assistance Fund</u>					
Awards and Grants	\$ 390,661,700	\$ 390,661,700	\$ 0	100.00%	0.00%
<u>Common School Fund</u>					
General State Aid	\$ 3,896,090,800	\$ 3,896,090,800	\$ -	100.00%	0.00%
<u>Teacher Certification Fee Revolving Fund</u>					
Lump Sums	\$ 5,000,000	\$ 1,417,367	\$ 3,582,633	28.35%	71.65%
<u>Drivers Education Fund</u>					
Awards and Grants	17,500,000	17,499,971	29	100.00%	0.00%
<u>School Dist. Emergency Financial Asst. Fund</u>					
Awards and Grants	\$ 1,000,000	\$ 67,085	\$ 932,915	6.71%	93.29%

ILLINOIS STATE BOARD OF EDUCATION
Financial Status Report
July 1, 2012 through July 31, 2013
(Fiscal Year 2013)

	Appropriation Amount	Expenditures to Date	Unexpended Appropriation	Percentage spent YTD	Percentage Unexpended
<u>SBE Special Purpose Trust Fund</u>					
Lump Sums	\$ 15,500,000	\$ 2,686,464	\$ 12,813,536	17.33%	82.67%
<u>SBE Teacher Certification Institution Fund</u>					
Lump Sums	\$ 2,208,900	\$ -	\$ 2,208,900	0.00%	100.00%
<u>SBE Federal Department of Agriculture Fund</u>					
Personal Services and Related Expenditures	\$ 6,513,400	\$ 4,769,130	\$ 1,744,270	73.22%	26.78%
Contractual Services	4,210,500	1,413,460	2,797,040	33.57%	66.43%
Travel	400,000	252,041	147,959	63.01%	36.99%
Commodities	85,000	36,283	48,717	42.69%	57.31%
Printing	156,300	22,909	133,391	14.66%	85.34%
Equipment	310,000	109,540	200,460	35.34%	64.66%
Telecommunications	50,000	-	50,000	0.00%	100.00%
<i>Sub-total</i>	<u>11,725,200</u>	<u>6,603,363</u>	<u>5,121,837</u>	<u>56.32%</u>	<u>43.68%</u>
Awards and Grants	<u>725,000,000</u>	<u>685,042,659</u>	<u>39,957,341</u>	<u>94.49%</u>	<u>5.51%</u>
Total SBE Federal Department of Agriculture Fund	\$ 736,725,200	\$ 691,646,022	\$ 45,079,178	93.88%	6.12%
<u>SBE Federal Agency Services Fund</u>					
Personal Services and Related Expenditures	\$ 186,900	\$ 34,212	\$ 152,688	18.30%	81.70%
Contractual Services	945,000	130,952	814,048	13.86%	86.14%
Travel	30,000	2,149	27,851	7.16%	92.84%
Commodities	20,000	653	19,347	3.27%	96.73%
Printing	700	-	700	0.00%	100.00%
Equipment	11,000	-	11,000	0.00%	100.00%
Telecommunications	9,000	-	9,000	0.00%	100.00%
<i>Sub-total</i>	<u>1,202,600</u>	<u>167,966</u>	<u>1,034,634</u>	<u>13.97%</u>	<u>86.03%</u>
Awards and Grants	<u>500,000</u>	<u>175,220</u>	<u>324,780</u>	<u>35.04%</u>	<u>64.96%</u>
Total SBE Federal Agency Services Fund	\$ 1,702,600	\$ 343,186	\$ 1,359,414	20.16%	79.84%

ILLINOIS STATE BOARD OF EDUCATION
Financial Status Report
July 1, 2012 through July 31, 2013
(Fiscal Year 2013)

	Appropriation Amount	Expenditures to Date	Unexpended Appropriation	Percentage spent YTD	Percentage Unexpended
<u>SBE Federal Department of Education Fund</u>					
Personal Services and Related Expenditures	\$ 24,567,100	\$ 13,543,816	\$ 11,023,284	55.13%	44.87%
Contractual Services	20,370,000	7,091,799	13,278,201	34.81%	65.19%
Travel	1,600,000	564,531	1,035,469	35.28%	64.72%
Commodities	305,000	52,172	252,828	17.11%	82.89%
Printing	341,000	22,201	318,799	6.51%	93.49%
Equipment	679,000	57,199	621,801	8.42%	91.58%
Telecommunications	400,000	-	400,000	0.00%	100.00%
Lump Sums	23,780,300	12,563,689	11,216,612	52.83%	47.17%
<i>Sub-total</i>	<u>72,042,400</u>	<u>33,895,405</u>	<u>38,146,995</u>	47.05%	52.95%
Awards and Grants	<u>2,166,200,000</u>	<u>1,370,665,916</u>	<u>795,534,084</u>	63.28%	36.72%
Total SBE Federal Department of Education Fund	<u>\$ 2,238,242,400</u>	<u>\$ 1,404,561,321</u>	<u>\$ 833,681,079</u>	62.75%	37.25%
<u>Charter Schools Revolving Loan Program Fund</u>					
Awards and Grants	\$ 20,000	\$ -	\$ 20,000	0.00%	100.00%
<u>School Infrastructure Fund</u>					
Lump Sums	\$ 600,000	\$ 117,201	\$ 482,799	19.53%	80.47%
<u>School Technology Revolving Loan Program Fund</u>					
Awards and Grants	\$ 5,000,000	\$ 1,181,600	\$ 3,818,400	23.63%	76.37%
<u>Temporary Relocation Expenses Revolving Grant Fund</u>					
Awards and Grants	\$ 1,400,000	\$ -	\$ 1,400,000	0.00%	100.00%
<u>Capital Development Fund</u>					
Grants for Educational Purposes	\$ 25,000,000	\$ -	\$ 25,000,000	0.00%	100.00%

ILLINOIS STATE BOARD OF EDUCATION
Financial Status Report
July 1, 2012 through July 31, 2013
(Fiscal Year 2013)

	Appropriation Amount	Expenditures to Date	Unexpended Appropriation	Percentage spent YTD	Percentage Unexpended
<u>School Construction Fund</u>					
Construction Grants	\$ 83,716,205	\$ 16,382,402	\$ 67,333,804	19.57%	80.43%
<u>Build Illinois Bond Fund</u>					
Construction Grants	\$ 409,619	\$ 409,619	-	100.00%	0.00%
<u>U.S. Dept. of Education Jobs Program Federal Trust Fund</u>					
Awards and Grants	\$ 26,000,000	\$ 6,330,976	\$ 19,669,024	24.35%	75.65%
<u>Personal Property Tax Replacement Fund</u>					
Grants for Educational Purposes	12,025,000	11,024,328	1,000,672	91.68%	8.32%
<u>After School Rescue Fund</u>					
Lump Sums	\$ 200,000	\$ -	\$ 200,000	0.00%	100.00%
<u>State Charter School Commission Fund</u>					
Lump Sums	\$ 300,000	\$ -	\$ 300,000	0.00%	100.00%
ISBE TOTALS	\$ 9,722,348,959	\$ 8,612,320,262	\$ 1,110,028,697	88.58%	11.42%

ILLINOIS STATE BOARD OF EDUCATION
Combined Financial Status Report
July 1, 2012 through July 31, 2013
(Fiscal Year 2013)

	Appropriation Amount	Expenditures to Date (Direct)	Federal Indirect Cost Recovery Expenditures	Unexpended Appropriation	Percentage spent YTD	Percentage Unexpended
<u>All Funds</u>						
Personal Services and Related Expenditures	\$ 48,013,100	\$ 33,663,128	\$ 1,358,690	\$ 12,991,282	70.11%	27.06%
Contractual Services	31,525,500	13,391,336	635,663	17,498,501	42.48%	55.51%
Travel	2,306,250	973,365	45,614	1,287,270	42.21%	55.82%
Commodities	481,300	84,237	56,211	340,852	17.50%	70.82%
Printing	562,700	26,711	29,864	506,125	4.75%	89.95%
Equipment	1,132,200	137,861	139,727	854,612	12.18%	75.48%
Telecommunications	799,000	84,777	179,506	534,717	10.61%	66.92%
Operation of Automotive Equipment	23,800	22,019	1,533	248	92.52%	1.04%
Lump Sums	77,835,502	46,448,010	-	30,404,693	59.67%	39.06%
<i>Sub-total</i>	162,679,352	97,278,252	2,446,809	65,401,100	59.80%	40.20%
Awards and Grants	9,450,543,783	8,498,249,989	-	952,293,794	89.92%	10.08%
Construction Grants	109,125,824	16,792,021	-	92,333,804	15.39%	84.61%
Total All Funds	\$ 9,722,348,959	\$ 8,609,873,453	\$ 2,446,809	\$ 1,110,028,697	88.56%	11.42%

General Revenue Fund

Personal Services and Related Expenditures	\$ 16,745,700	\$ 16,674,660	\$ -	\$ 71,040	99.58%	0.42%
Contractual Services	6,000,000	5,390,788	-	609,212	89.85%	10.15%
Travel	276,250	200,259	-	75,991	72.49%	27.51%
Commodities	71,300	51,340	-	19,960	72.01%	27.99%
Printing	64,700	11,465	-	53,235	17.72%	82.28%
Equipment	132,200	110,850	-	21,350	83.85%	16.15%
Telecommunications	340,000	264,283	-	75,717	77.73%	22.27%
Operation of Automotive Equipment	23,800	23,552	-	248	98.96%	1.04%
Lump Sums	30,246,302	29,663,290	-	583,012	98.07%	1.93%
<i>Sub-total</i>	53,900,252	52,390,486	-	1,509,766	97.20%	2.80%
Awards and Grants	2,209,146,283	2,119,509,734	-	89,636,549	95.94%	4.06%
Total General Revenue Fund	\$ 2,263,046,535	\$ 2,171,900,221	\$ -	\$ 91,146,314	95.97%	4.03%

Other State Funds

Lump Sums	23,808,900	4,221,032	-	19,587,869	17.73%	82.27%
<i>Sub-total</i>	23,808,900	4,221,032	-	19,587,869	17.73%	82.27%
Awards and Grants	4,323,697,500	4,316,525,484	-	7,172,016	99.83%	0.17%
Construction Grants	109,125,824	16,792,021	-	92,333,804	15.39%	84.61%
Total Other State Funds	\$ 4,456,632,224	\$ 4,337,538,536	\$ -	\$ 119,093,688	97.33%	2.67%

Federal Funds

Personal Services and Related Expenditures	\$ 31,267,400	\$ 18,347,158	\$ -	\$ 12,920,242	58.68%	41.32%
Contractual Services	25,525,500	8,636,211	-	16,889,289	33.83%	66.17%
Travel	2,030,000	818,721	-	1,211,279	40.33%	59.67%
Commodities	410,000	89,108	-	320,892	21.73%	78.27%
Printing	498,000	45,110	-	452,890	9.06%	90.94%
Equipment	1,000,000	166,739	-	833,261	16.67%	83.33%
Telecommunications	459,000	-	-	459,000	0.00%	100.00%
Lump Sums	23,780,300	12,563,689	-	11,216,612	52.83%	47.17%
<i>Sub-total</i>	84,970,200	40,666,734	-	44,303,466	47.86%	52.14%
Awards and Grants	2,917,700,000	2,062,214,771	-	855,485,229	70.68%	29.32%
Total Federal Funds	\$ 3,002,670,200	\$ 2,102,881,505	\$ -	\$ 899,788,695	70.03%	29.97%

ILLINOIS STATE BOARD OF EDUCATION
Awards and Grants Expenditures
July 1, 2012 through July 31, 2013
(Fiscal Year 2013)

<u>General Revenue Fund</u>	Appropriation Amount	Expenditures to Date	Unexpended Appropriation	Percentage spent YTD	Percentage Unexpended
Advanced Placement Classes	527,000	527,000	-	100.00%	0.00%
Agriculture Education	1,800,000	1,799,878	122	99.99%	0.01%
Arts and Foreign Language	500,000	500,000	-	100.00%	0.00%
Bilingual Education	61,381,200	24,293,769	37,087,431	39.58%	60.42%
Vocational Education Career and Technical Education	38,062,100	38,062,100	-	100.00%	0.00%
Early Childhood Education	296,465,701	293,500,183	2,965,518	99.00%	1.00%
Technology for Success	1,777,000	1,776,256	744	99.96%	0.04%
ROE School Bus Driver Training	70,000	70,000	-	100.00%	0.00%
ROE School Services	2,225,050	2,225,050	-	100.00%	0.00%
Autism Training & Technical Assistance	100,000	100,000	-	100.00%	0.00%
Recording for Blind and Dyslexic	816,600	816,600	-	100.00%	0.00%
Children's Mental Health Partnership	300,000	300,000	-	100.00%	0.00%
Educational Materials Unit	1,421,100	1,421,100	-	100.00%	0.00%
Philip Rock Center Reimbursement	3,577,800	3,577,800	-	100.00%	0.00%
Alternative Education	6,539,330	6,539,330	-	100.00%	0.00%
Truant Alternative/Optional Education	12,000,000	11,999,782	218	100.00%	0.00%
National Board Certification Reimbursement	1,000,000	571,280	428,720	57.13%	42.87%
Standards, Materials and Training Grants	1,834,811	1,834,811	0	100.00%	0.00%
Teach America	1,225,000	1,225,000	-	100.00%	0.00%
Reorganization Incentive	2,805,000	2,704,683	100,317	96.42%	3.58%
Special Education-Private Tuition	206,843,300	206,843,296	4	100.00%	0.00%
Special Education-Extraordinary	314,196,100	314,196,082	18	100.00%	0.00%
Special Education-Personnel	440,200,000	440,200,000	-	100.00%	0.00%
Special Education-Orphanage Tuition	111,000,000	69,018,059	41,981,941	62.18%	37.82%
Transportation-Regular/Vocational	205,808,900	205,808,900	0	100.00%	0.00%
Transportation-Special Education	440,500,000	440,499,996	4	100.00%	0.00%
Free Lunch/Breakfast	14,300,000	13,782,407	517,593	96.38%	3.62%
Orphanage Tuition	13,000,000	6,966,237	6,033,763	53.59%	46.41%
Special Education-Summer School	10,100,000	10,100,000	-	100.00%	0.00%
Lowest Performing Schools	1,002,800	1,002,800	-	100.00%	0.00%
IL Coalition Immigrant/Refugee Parent Mentor	1,000,000	1,000,000	-	100.00%	0.00%
Tax Equivalent Grants	222,600	222,600	-	100.00%	0.00%
East St. Louis District 189	9,000,000	9,000,000	-	100.00%	0.00%
After School Matters	2,500,000	2,500,000	-	100.00%	0.00%
Total General Revenue Fund	\$ 2,204,101,392	\$ 2,114,985,000	\$ 89,116,393	95.96%	4.04%

ILLINOIS STATE BOARD OF EDUCATION
Awards and Grants Expenditures
July 1, 2012 through July 31, 2013
(Fiscal Year 2013)

	Appropriation Amount	Expenditures to Date	Unexpended Appropriation	Percentage spent YTD	Percentage Unexpended
<u>Education Assistance Fund</u>					
General State Aid	\$ 390,661,700	\$ 390,661,700	\$ 0	100.00%	0.00%
Total Education Assistance Fund	\$ 390,661,700	\$ 390,661,700	\$ 0	100.00%	0.00%
<u>Common School Fund</u>					
General State Aid	3,896,090,800	3,896,090,800	-	100.00%	0.00%
Total Common School Fund	\$ 3,896,090,800	\$ 3,896,090,800	\$ -	100.00%	0.00%
<u>Drivers Education Fund</u>					
Driver Education Grants	\$ 17,500,000	\$ 17,499,971	\$ 29	100.00%	0.00%
Total Drivers Education Fund	\$ 17,500,000	\$ 17,499,971	\$ 29	100.00%	0.00%
<u>School Dist. Emergency Financial Asst. Fund</u>					
School District Emergency Financial Assistance	\$ 1,000,000	\$ 67,085	\$ 932,915	6.71%	93.29%
Total School Dist. Emergency Fin. Asst. Fund	\$ 1,000,000	\$ 67,085	\$ 932,915	6.71%	93.29%
<u>SBE Federal Department of Agriculture Fund</u>					
Federal Nutrition Programs	\$ 725,000,000	\$ 685,042,659	\$ 39,957,341	94.49%	5.51%
Total SBE Federal Department of Agriculture Fund	\$ 725,000,000	\$ 685,042,659	\$ 39,957,341	94.49%	5.51%
<u>SBE Federal Agency Services Fund</u>					
Learn and Serve America	\$ 500,000	\$ 175,220	\$ 324,780	35.04%	64.96%
Total SBE Federal Agency Services Fund	\$ 500,000	\$ 175,220	\$ 324,780	35.04%	64.96%

ILLINOIS STATE BOARD OF EDUCATION
Awards and Grants Expenditures
July 1, 2012 through July 31, 2013
(Fiscal Year 2013)

	Appropriation Amount	Expenditures to Date	Unexpended Appropriation	Percentage spent YTD	Percentage Unexpended
<u>SBE Federal Department of Education Fund</u>					
Title VI Rural and Low Income Students	\$ 2,000,000	\$ 1,028,795	\$ 971,205	51.44%	48.56%
Race to the Top	11,197,837	5,966,344	5,231,493	53.28%	46.72%
Title III - English Language Acquisition	45,000,000	28,236,664	16,763,336	62.75%	37.25%
ONPAR	2,000,000	-	2,000,000	0.00%	100.00%
Enhancing Education Through Technology	5,000,000	1,313,592	3,686,408	26.27%	73.73%
Charter Schools	9,000,000	-	9,000,000	0.00%	100.00%
Advanced Placement Fee	3,000,000	1,731,701	1,268,299	57.72%	42.28%
Title I - Basic	825,000,000	602,313,344	222,686,656	73.01%	26.99%
Title IV - Safe & Drug Free Schools	500,000	18,696	481,304	3.74%	96.26%
Title IV - 21st Century/Community Service	65,000,000	44,539,745	20,460,255	68.52%	31.48%
Title II - Teacher Quality	157,000,000	83,617,615	73,382,385	53.26%	46.74%
Title II - Math/Science Partnerships	14,000,000	4,318,840	9,681,160	30.85%	69.15%
Title X - McKinney Homeless	5,000,000	2,595,271	2,404,729	51.91%	48.09%
Longitudinal Data Systems	685,000	-	685,000	0.00%	100.00%
IDEA - Preschool	25,000,000	15,436,514	9,563,486	61.75%	38.25%
IDEA - Improvement	4,000,000	1,161,801	2,838,199	29.05%	70.95%
IDEA	700,000,000	480,251,564	219,748,436	68.61%	31.39%
IDEA - Deaf/Blind	500,000	324,924	175,076	64.98%	35.02%
IDEA-Bellefaire JCB	500,000	452,681	47,319	90.54%	9.46%
Career and Technical Education - Basic Perkins	55,000,000	41,120,899	13,879,101	74.77%	25.23%
Career and Technical Education - Tech Prep	100,000	-	100,000	0.00%	100.00%
Special Federal Congressional Initiatives	4,920,463	-	4,920,463	0.00%	100.00%
Striving Readers	499,100	-	499,100	0.00%	100.00%
Title I ARRA	143,800,000	40,795,911	103,004,089	28.37%	71.63%
Enhancing Education Through Technology-ARRA	100,000	-	100,000	0.00%	100.00%
Total SBE Federal Department of Education Fund	\$ 2,078,802,400	\$ 1,355,224,901	\$ 723,577,499	65.19%	34.81%
<u>Charter Schools Revolving Loan Program Fund</u>					
Charter Schools Revolving Loans	\$ 20,000	\$ -	\$ 20,000	0.00%	100.00%
Total Charter Schools Rev. Loan Program Fund	\$ 20,000	\$ -	\$ 20,000	0.00%	100.00%

ILLINOIS STATE BOARD OF EDUCATION
Awards and Grants Expenditures
July 1, 2012 through July 31, 2013
(Fiscal Year 2013)

	Appropriation Amount	Expenditures to Date	Unexpended Appropriation	Percentage spent YTD	Percentage Unexpended
<u>School Technology Revolving Loan Program Fund</u>					
School Technology Revolving Loans	\$ 5,000,000	\$ 1,181,600	\$ 3,818,400	23.63%	76.37%
Total School Technology Rev. Loan Program Fund	\$ 5,000,000	\$ 1,181,600	\$ 3,818,400	23.63%	76.37%
<u>Temporary Relocation Expenses Revolving Grant Fund</u>					
Temporary Relocation Revolving Loans/Grants	\$ 1,400,000	\$ -	\$ 1,400,000	0.00%	100.00%
Total Temporary Relocation Exp. Rev. Grant Fund	\$ 1,400,000	\$ -	\$ 1,400,000	0.00%	100.00%
<u>Capital Development Fund</u>					
Grants for Educational Purposes	\$ 25,000,000	\$ -	\$ 25,000,000	0.00%	100.00%
Total Capital Development Fund	\$ 25,000,000	\$ -	\$ 25,000,000	0.00%	100.00%
<u>School Construction Fund</u>					
Construction Grants	\$ 83,716,205	\$ 16,382,402	\$ 67,333,804	19.57%	80.43%
Total School Construction Fund	\$ 83,716,205	\$ 16,382,402	\$ 67,333,804	19.57%	80.43%
<u>Build Illinois Bond Fund</u>					
Construction Grants	\$ 409,619	\$ 409,619	\$ -	100.00%	0.00%
Total Build Illinois Bond Fund	\$ 409,619	\$ 409,619	\$ -	100.00%	0.00%
<u>U.S. Dept. of Education Jobs Program Federal Trust Fund</u>					
Awards and Grants	\$ 26,000,000	\$ 6,330,976	\$ 19,669,024	24.35%	75.65%
Total U.S. Dept. of Education Jobs Program Fed. Trust Fund	\$ 26,000,000	\$ 6,330,976	\$ 19,669,024	24.35%	75.65%

ILLINOIS STATE BOARD OF EDUCATION
Awards and Grants Expenditures
July 1, 2012 through July 31, 2013
(Fiscal Year 2013)

	Appropriation Amount	Expenditures to Date	Unexpended Appropriation	Percentage spent YTD	Percentage Unexpended
<u>Personal Property Tax Replacement Fund</u>					
Grants for Educational Purposes	\$ 12,025,000	\$ 11,024,328	\$ 1,000,672	91.68%	8.32%
Total Personal Property Tax Replacement Fund	\$ 12,025,000	\$ 11,024,328	\$ 1,000,672	91.68%	8.32%
<u>After School Rescue Fund</u>					
Lump Sums	\$ 200,000	\$ -	\$ -	0.00%	0.00%
Total After School Rescue Fund	\$ 200,000	\$ -	\$ -		
TOTAL AWARDS AND GRANTS - ALL FUNDS	\$ 9,467,427,116	\$ 8,495,076,260	\$ 972,150,856		10.27%

**ILLINOIS STATE BOARD OF EDUCATION
FINANCIAL STATUS REPORT - 07/01/2012 THROUGH 7/31/2013
FY2013**

	<u>Funded Amount</u>	<u>Expended Year to Date</u>	<u>% Spent Year to Date</u>	<u>July Expenditures</u>	<u>Description</u>
Personal Services and Related	55,906.5	38,910.0	69.6%	9.2	Salaries & Benefits
Contractual Services	191,800.5	75,381.2	39.3%	4,000.1	Agency Contracts (see below); Non-Employee Travel; Conferences; Registration Fees
Travel	2,638.8	1,203.0	45.6%	85.0	Staff Travel
Commodities	746.8	199.6	26.7%	4.6	Supplies; Books
Printing	770.3	91.3	11.9%	1.3	Agency Printing
Equipment	1,643.2	700.4	42.6%	78.4	Computers; Printers; Furniture
Telecommunications	1,064.7	447.4	42.0%	36.4	Telecommunications Expenses
Auto Operations	25.8	25.1	97.3%	4.8	Operation of Agency Autos
Prompt Payment Act	304.3	271.3	89.2%	0.0	Prompt Payment
Refunds	20.8	15.1	72.6%	0.0	Refunds
Temp. Relocation Revolving Fund	0.0	0.0	0.0%	0.0	Interfund Cash Transfer
Grants	9,358,301.5	8,478,283.9	90.6%	357,629.6	See Detail Below
School Construction Grants	109,125.8	16,792.0	15.4%	-5.7	School Construction Funds
TOTAL	9,722,349.0	8,612,320.3		361,843.7	

	<u>Funded Amount</u>	<u>Expended Year to Date</u>	<u>% Spent Year to Date</u>	<u>July Expenditures</u>	<u>Description</u>
Agency Contracts Breakdown:					
<u>Human Resources</u>					
Schuyler Roche & Chrisham					Arbitration matters
GRF	125.0	125.0	100.0%	2.3	
Other State	95.0	86.2	90.8%	51.7	
<u>Administrative Services</u>					
Alzina					Building lease in Springfield
GRF	1,333.9	1,222.5	91.6%	0.0	
Other State	254.8	233.5	91.6%	0.0	
Federal	751.4	688.6	91.6%	0.0	
Xerox Corp					Copier Maintenance Repairs
GRF	92.5	91.8	99.3%	2.9	
Other State	92.5	7.5	8.1%	7.5	
Facilities Management					
GRF	110.0	108.6	98.7%	9.0	Rent for Chicago Office, Thompson Center
Other State	4.2	4.2	98.8%	0.0	
Federal	183.9	181.4	98.6%	15.3	
<u>General Counsel/Legal</u>					
21 Impartial Hearing Officers					Teacher Dismissal Hearing Officers
GRF	104.5	54.2	51.9%	13.8	

	<u>Funded Amount</u>	<u>Expended Year to Date</u>	<u>% Spent Year to Date</u>	<u>July Expenditures</u>	<u>Description</u>
Franczek, Sullivan PC					Attorney General's Office appointed Res Vazquez to continue as Legal Counsel for the ongoing implementation and monitoring of the Corey H. consent decree
GRF	35.0	30.4	86.8%	0.0	
Shefsky & Froelich LTD					Prosecution of Educator misconduct cases and any other cases ISBE may request
GRF	184.0	78.7	42.8%	18.0	
ADR International, LLC					Pursuant to PA97-8 will provide training to hearing officers to enable them to preside over tenured teacher dismissal hearings across the State of Illinois.
GRF	125.0	83.3	66.7%	0.0	
<u>Information Technology</u>					
Dell Marketing LP					CMS master lease agreement - Third year of a five-year installment purchase agreement for a Storage Area Network, server products and components
GRF	131.4	131.4	100.0%	0.0	
Other State	114.0	114.0	100.0%	0.0	
Federal	77.8	77.8	100.0%	0.0	
Utilistar					Data analysis and reporting for Supplemental Education Services
Federal	60.0	31.6	52.6%	6.8	
Capitol Strategies Inc					Programmer for Child Nutrition/ ACES - MY07211
Federal	89.3	88.8	99.4%	0.0	
Capitol Strategies Inc					Programmer for Entity System - MY07212
GRF	156.7	156.7	100.0%	2.5	
Ashbaugh & Associates					Programmer for Teacher Certification Information System and Educator Certification System MY09212
Other State	159.7	143.0	89.5%	9.6	
Ashbaugh & Associates					Two programmers for the Special Education Data System - MY11214
Federal	303.6	278.0	91.6%	12.8	
Capitol Strategies Inc					Two Programmers for Child Nutrition System - MY08212
Federal	323.4	208.8	64.6%	12.3	
Ashbaugh & Associates					Two programmers for Child Nutrition (CNS), Claim Entry System (ACES) and LAN based Child Nutrition System - MY11211
Federal	321.4	285.7	88.9%	13.2	
Lead IT					One programmer for Child Nutrition (CNS), Claim Entry System (ACES) and LAN based Child Nutrition System - MY11212
Federal	126.0	91.1	72.3%	6.2	
Marucco Stoddard, Ferenbach & Walsh (MSF&W)					One lead programmer for Child Nutrition (CNS), Claim Entry System (ACES) and LAN based Child Nutrition System - MY11213
Federal	161.7	138.1	85.4%	11.8	
Hupp Information Technologies					Programmer for support of EDFacts/EDEN
Federal	78.9	28.8	36.5%	6.1	
IBM					Development of Statewide Student Information System
GRF	702.5	702.5	100.0%	35.0	
Federal	1,252.5	1,252.5	100.0%	128.1	
IBM					Will provide one Skill Level 3 Programmer Analyst for the ILDS application project
Federal	66.0	62.2	94.1%	0.0	
IBM					Will provide one Skill Level 3 Programmer Analyst for the ILDS application project
Federal	68.1	68.1	100.0%	0.0	
IBM					Will provide one Skill Level 3 Programmer Analyst for the ILDS application project
Federal	66.0	60.0	90.9%	0.0	

		<u>Funded Amount</u>	<u>Expended Year to Date</u>	<u>% Spent Year to Date</u>	<u>July Expenditures</u>	<u>Description</u>
IBM	Federal	66.0	65.6	99.4%	0.0	Will provide one Skill Level 3 Programmer Analyst for the ILDS application project
IBM	Federal	68.1	68.1	100.0%	0.0	Will provide one Skill Level 3 Programmer Analyst for the ILDS application project
IBM	Federal	68.1	59.5	87.3%	0.0	Will provide one Skill Level 3 Programmer Analyst for the ILDS application project
IBM	Federal	68.1	60.5	88.7%	0.0	Will provide one Skill Level 3 Programmer Analyst for the ILDS application project
IBM	Federal	68.1	68.1	100.0%	0.0	Will provide one Skill Level 3 Programmer Analyst for the ILDS application project
<u>College and Career Readiness</u>						
Sangamon County ROE	Federal	70.0	70.0	100.0%	0.0	Staff support for Illinois Mathematics and Science Partnership Program and Enhancing Education Through Technology as well as other statewide initiatives
EvalSolutions	Federal	112.9	112.9	100.0%	11.3	Will provide external evaluation for Illinois Mathematics and Science Partnerships Program
Illinois Chamber of Commerce	Federal	50.0	50.0	100.0%	37.5	Will establish a governance structure in which the Lead Entity will serve as administrative and fiscal agent of the Transportation, Distribution and Logistics Learning Exchange.
University of Illinois	Federal	291.8	291.8	100.0%	73.0	Will support the implementation and continuous improvement of the pathways initiative, including the STEM POS and Learning Exchanges.
Illinois Foundation FFA	Federal	140.0	136.3	97.3%	23.8	Will establish a governance structure in which the Lead Entity will serve as administrative and fiscal agent of the Agriculture Learning Exchange.
Illinois Science and Technology Inst.	Federal	149.5	86.0	57.5%	9.9	Will establish a governance structure in which the Lead Entity will serve as administrative and fiscal agent of the Research and Development Learning Exchange.
Illinois Manufacturers' Association	Federal	150.0	64.2	42.8%	26.7	Will establish a governance structure in which the Lead Entity will serve as administrative and fiscal agent of the Manufacturing Learning Exchange.
Illinois Community College Board	Federal	123.0	49.2	40.0%	49.2	Will perform services related to the STEM College and Career Readiness project (CCR), which will support the implementation of programs of study by connecting remedial education to programs of study efforts
Illinois State University	Federal	50.0	49.5	99.0%	24.5	Will establish a governance structure in which the Lead Entity will serve as administrative and fiscal agent of the Energy Learning Exchange.
University of Illinois	Federal	150.0	150.0	100.0%	37.5	Will establish a governance structure in which the Lead Entity will serve as administrative and fiscal agent of the Health Science Learning Exchange.
Southwestern Ed. Dev. Corp	Federal	598.0	598.0	100.0%	0.0	Will assist ISBE with state sponsored technical assistance workshops and professional development for 21st CCLC grantees.

	<u>Funded Amount</u>	<u>Expended Year to Date</u>	<u>% Spent Year to Date</u>	<u>July Expenditures</u>	<u>Description</u>
Illinois Board of Higher Education					Will focus on advancement of the implementation and alignment of Common Core State Standards across secondary and post secondary curricula through the development of a regional consortia of universities, community colleges and high schools through outreach.
Federal	112.5	2.5	2.2%	0.0	
Illinois Community College Board					Will provide support for Common Core State Standards implementation by supporting local curriculum alignment meetings in English Language Arts and Math at each state Community College.
Federal	187.5	39.6	21.1%	39.6	
<u>Early Childhood</u>					
Hupp Information Technologies					Programmer for Early Childhood Block Grant Program
GRF	86.3	32.5	37.6%	3.0	
National Louis University					Third party monitoring of Early Childhood Block Grant Programs
GRF	831.0	831.0	100.0%	207.8	
IL Department of Human Services					Gateways to Opportunities Scholarship Program for Early Childhood
GRF	500.0	500.0	100.0%	0.0	
WestEd					Contractor will develop the Illinois Kindergarten Individual Development Survey
GRF	1,523.1	1,523.1	100.0%	0.0	
IL Department of Human Services					ISBE is the fiscal agent for RTT-ELC funds. This agreement will give ISBE the authority to transfer funds to the Illinois Department of Human Services to comply with the terms of the state's RTT-ELC application.
Federal	769.8	221.6	28.8%	126.5	
<u>English Language Learning</u>					
Illinois Migrant Council					Support & technical assistance to the Migrant Education Program
Federal	491.0	454.1	92.5%	0.0	
University of Wisconsin					Will create academic Spanish language development standards for grades PreK-12 and develop technology mediated assessments for grades PreK-12
Federal	1,341.7	729.9	54.4%	66.2	
Illinois Resource Center					Statewide professional development
GRF	1,760.9	1,614.1	91.7%	0.0	
Federal	125.0	75.3	60.2%	75.3	
<u>Special Education Services</u>					
10 Hearing Officers					Impartial Hearing Officers in the local-level - Section 14-8.02 of the School Code
Federal	446.7	408.8	91.5%	57.4	
9 Mediation Officers					Special Education mediation services
Federal	104.1	95.4	91.6%	2.7	
ROE # 20					Harrisburg Project - Manage software for special education districts and co-ops
Federal	692.8	692.8	100.0%	57.7	
Gail Imobersteg					Evaluation of Special Education Impartial Hearing Officers
Federal	50.0	50.0	100.0%	4.2	
Measurement Incorporated					Special Education parent survey
Federal	65.0	65.0	100.0%	21.7	
Capitol Strategies Consulting					Maintain Special Education Database System
Federal	153.9	145.5	94.6%	12.1	
Illinois State University					Evaluation services for the 5 year State Personnel Development Grant

	<u>Funded Amount</u>	<u>Expended Year to Date</u>	<u>% Spent Year to Date</u>	<u>July Expenditures</u>	<u>Description</u>
Federal	156.3	156.3	100.0%	25.0	
IL Caucus for Adolescent Health					HIV Prevention Education Training
Federal	50.0	50.0	100.0%	0.0	
Peoria County ROE					Administer, plan and implement the IL Virtual School (IVS) Program
GRF	1,200.0	1,200.0	100.0%	90.0	
Special Education Services					Training and on-going staff development for Due Process Hearing Officers
Federal	134.9	134.9	100.0%	10.4	
Macro International Inc					Will administer the Youth Risk Behavior Survey (YRBS)
Federal	74.9	74.9	100.0%	37.4	
Fieldcrest CUSD 6					School Technology Revolving Loan Agreement
Other State	81.9	81.9	100.0%	0.0	
Forrestville Valley School Dist. #221					School Technology Revolving Loan Agreement
Other State	64.3	64.3	100.0%	0.0	
Woodstock CUSD #200					School Technology Revolving Loan Agreement
Other State	250.0	250.0	100.0%	0.0	
East Alton/Wood River Dist. #14					School Technology Revolving Loan Agreement
Other State	113.8	113.8	100.0%	0.0	
Griggsville-Perry CUSD #4					School Technology Revolving Loan Agreement
Other State	40.3	40.3	100.0%	0.0	
Sycamore CUSD # 427					School Technology Revolving Loan Agreement
Other State	211.2	211.2	100.0%	0.0	
Taylorville CUSD #3					School Technology Revolving Loan Agreement
Other State	152.4	152.4	100.0%	0.0	
Waterloo CUSD #5					School Technology Revolving Loan Agreement
Other State	158.4	158.4	100.0%	0.0	
DuQuoin CUSD #300					School Technology Revolving Loan Agreement
Other State	89.5	89.5	100.0%	0.0	
Chicago School District #299					Low Cost Laptop Program
	136.5	136.5	100.0%	0.0	
<u>Innovation and Improvement</u>					
Northern Illinois University					A "live data" website for an Illinois Interactive Report Card
GRF	810.2	810.2	100.0%	0.0	
Federal	384.8	384.8	100.0%	0.0	
Academic Development, Inc.					Technical assistance to schools/districts in developing evaluations for the content and effectiveness of the parental involvement policy activities and programs for improving the academic quality of schools through the spread of internet technology
Federal	100.7	100.7	100.0%	25.2	
Sangamon County ROE					Provide services in the review, amendment and approval process of NCLB applications and ARRA Title I applications
Federal	150.0	112.5	75.0%	12.5	
University of Memphis					Evaluation of the effectiveness of providers for Supplemental Education Services
Federal	153.8	153.8	100.0%	38.5	
Macon Piatt County ROE					Will support the consistent design and delivery of state professional development modules
GRF	137.6	137.6	100.0%	11.5	
American Institutes for Research					Will conduct monitoring activities and provide statewide technical assistance and professional development to the 21st Century Community Learning Center
Federal	25.0	25.0	100.0%	0.0	

	<u>Funded Amount</u>	<u>Expended Year to Date</u>	<u>% Spent Year to Date</u>	<u>July Expenditures</u>	<u>Description</u>
The Vallas Group					Will assist in the coordination of various aspects of ISBE interventions in low performing school districts
GRF	311.3	307.0	98.6%	123.6	
Illinois State University					Will convene and facilitate the work of multi-state teams to support common core statewide implementation planning. Provide leadership and coordination of the Partnership for the Assessment Readiness for College and Career (PARCC) Educator Leader Core.
Federal	891.0	420.0	47.1%	120.0	
GRF	9.0	0.0	0.0%	0.0	
<u>Assessment</u>					
NCS Pearson (Harcourt)					Implement the Illinois Standards Achievement Test (ISAT) and state assessment and accountability requirements- MY07645
GRF	12,821.5	12,738.6	99.4%	1,067.1	
Federal	1,056.5	138.1	13.1%	0.0	
NCS Pearson (Harcourt)					Development of the Illinois Standards Achievement Test- MY05647
GRF	3,058.0	3,058.0	100.0%	0.0	
Federal	2,856.1	2,439.2	85.4%	0.0	
NCS Pearson, Inc.					IAA Test Development (MY066410)
Federal	2,713.5	2,713.5	100.0%	0.0	
Wisconsin University - WIDA Consortium					Title III Requirements for the ACCESS test (English Language Learning). Validated through comparative studies
GRF	4,839.8	4,482.3	92.6%	0.0	
American College Testing					Administration of the Prairie State Achievement Exam (PSAE)
GRF	7,435.2	7,435.2	100.0%	149.7	
Federal	7,521.6	6,048.0	80.4%	-149.7	
Harte-Hanks					Will provide evaluation and review of vendor services to ensure the quality and accuracy of all Illinois' assessments
Federal	306.3	208.9	68.2%	0.0	
Other State	39.8	24.0	60.3%	0.0	
Danny Long					Will serve as the Partnership for Assessment of Readiness for College and Careers (PARCC) Coordinator.
Federal	107.3	102.4	95.5%	9.8	
GRF	9.2	8.3	90.1%	1.3	
University of Illinois					Evaluation of the large scale assessment and accountability system
GRF	39.0	39.0	100.0%	0.0	
<u>System of Support and District Intervention</u>					
American Institutes for Research					Will direct and support the work of the Statewide System of Support (SSOS) in establishing programs and processes based on scientifically-based research and best practices.
Federal	6,525.0	6,125.0	93.9%	-400.0	
Champaign Ford ROE #9					Will provide resources, stipends and travel for committee members to develop a math curriculum models project focused on middle and high schools which can be adopted or adapted for each school if needed to implement.
Federal	18.5	6.9	37.5%	-9.3	
GRF	130.3	130.3	100.0%	9.3	

	<u>Funded Amount</u>	<u>Expended Year to Date</u>	<u>% Spent Year to Date</u>	<u>July Expenditures</u>	<u>Description</u>
<u>Preparation and Evaluation</u>					
4 Hearing Officers					Certification Revocation Hearing Officers
Other State	133.8	23.3	17.4%	0.4	
Illinois State University					Coordinate work to support of the National Board of Professional Teaching Standards to serve schools
Federal	277.1	226.3	81.7%	0.0	
Consortium for Educational Change					Will develop training, support and informational materials necessary according to The Performance Evaluation Reform Act (PERA)
Federal	2,300.0	2,300.0	100.0%	0.0	
Consortium for Educational Change					Will develop training, support and informational materials necessary according to The Performance Evaluation Reform Act (PERA)
Federal	225.0	225.0	100.0%	0.0	
University of Chicago					Will develop and administer a statewide Survey of Learning Conditions as required by Section 2-3.153 of the School Code
Federal	503.0	384.7	76.5%	0.0	
American Institutes for Research					Will provide a work plan that lays out strategic timelines and outcomes to be completed monthly through 6/30/13, in order to fulfill the short term and long term goals of PEAC
Federal	293.7	293.7	100.0%	25.0	
University of Illinois					Facilitate with ISBE and New Illinois Teacher Collaborative a pilot for the Induction and Mentoring Program
Other State	88.0	88.0	100.0%	0.0	
Westat					Will serve as the entity to conduct the PERA Research Based Study.
Federal	392.7	261.8	66.7%	0.0	
<u>Chief Performance Officer</u>					
Ashbaugh & Associates, Inc.					Provide programmer for the Illinois Longitudinal Data System
Federal	215.3	215.3	100.0%	10.2	
IL Board of Higher Education					Integrate infrastructure and data systems of IBHE and ISBE for IL Longitudinal Data System
Federal	157.0	109.5	69.8%	9.2	
Public Consulting Group					IL Longitudinal Data System Data Architecture
Federal	1,170.0	328.0	28.0%	310.0	
IL Board of Higher Education					IL Longitudinal Data System Status Reports
Federal	338.4	113.9	33.6%	20.1	
Hupp Information Technologies					Redesign of the TCIS TSR Systems
Federal	1,176.3	1,176.3	100.0%	0.0	
MSF&W					Co-project manager for the Illinois Longitudinal Data System (ILDS)
Federal	176.6	175.5	99.4%	5.8	
Public Consulting Group					Provide services in the integration of all ISBE student-level data collection systems and connecting student-level data
Federal	200.0	0.0	0.0%	0.0	
Illinois Community College Board					Funding for ICCB to perform certain services related to the State Longitudinal Data System ARRA Grant
Federal	330.3	242.5	73.4%	8.6	
Illinois Student Assistance Commission					ISAC will perform certain services related to SLDS ARRA Grant
Federal	631.8	631.8	100.0%	38.4	
University of Illinois					Will create a statewide education policy research collaborative.

	<u>Funded Amount</u>	<u>Expended Year to Date</u>	<u>% Spent Year to Date</u>	<u>July Expenditures</u>	<u>Description</u>
Federal	140.7	105.5	75.0%	0.0	
Northern Illinois University					NIU will update the Illinois Interactive Report card to implement to new state report card per Public Act 097-0671.
Federal	285.0	285.0	100.0%	190.0	
Diversified Services Network					Time and materials contract for one business analyst for the Illinois Longitudinal Data System.
Federal	87.6	39.2	44.7%	14.1	
22nd Century Technologies Inc					Time and materials contract for one business analyst for the Illinois Longitudinal Data System.
Federal	64.7	0.0	0.0%	0.0	
Paradigm Solutions Inc					Time and materials contract for two programmer analysts for the Illinois Longitudinal Data System.
Federal	193.2	90.8	47.0%	31.0	
<u>Fiscal and Procurement</u>					
Crowe Horwath					Will follow the agency procedures for GAAP reports and the IOC's SAMS chapter 27 procedures to assist staff in extracting and compiling data from the Agency's Internal Accounting System for the purpose of converting accounting information from cash basis GAAP reporting
GRF	96.6	88.1	91.2%	0.0	
Multilingual Connections					Translation of documents from English to other languages
Federal	53.5	39.9	74.6%	0.7	
GRF	4.5	4.5	100.0%	0.0	
Other State	62.7	0.0	0.0%	0.0	
<u>Funding & Disbursements</u>					
MTW Solutions, LLC					Technical Support for e-Grants System
Federal	45.7	45.7	100.0%	3.7	
GRF	14.3	14.3	100.0%	0.0	
<u>Nutrition Programs</u>					
Legal Resolve, Inc.					Administrative Hearing Officer for Child Care Food Program
Federal	150.0	67.4	44.9%	27.4	
Department of Public Health					Conduct the summer food sanitation inspections
Federal	135.0	135.0	100.0%	0.0	
<u>School Business Services</u>					
North Chicago SD 187					Technical assistance to promote the financial health of the this district. Will provide funding toward the salary and benefits for a new financial and budget analyst position at the district.
Other State	74.1	67.1	90.5%	9.7	
East St. Louis SD 189					This agreement is for the ordinary and contingent expenses for the East St Louis School District 189 pursuant to PA 98-0001.
GRF	9,000.0	9,000.0	100.0%	0.0	
PAYSON SCH DIST NO 1					School Maintenance Grant
Other State	50.0	50.0	100.0%	0.0	
MENDON CUSD 4					School Maintenance Grant
Other State	50.0	50.0	100.0%	0.0	

	<u>Funded Amount</u>	<u>Expended Year to Date</u>	<u>% Spent Year to Date</u>	<u>July Expenditures</u>	<u>Description</u>
QUINCY SD 172					School Maintenance Grant
Other State	50.0	50.0	100.0%	0.0	
GRIGGSVILLE CUSD 4					School Maintenance Grant
Other State	50.0	50.0	100.0%	0.0	
SHAWNEE CUSD 84					School Maintenance Grant
Other State	50.0	50.0	100.0%	0.0	
BOND COUNTY 2					School Maintenance Grant
Other State	50.0	50.0	100.0%	0.0	
EFFINGHAM CUSD 40					School Maintenance Grant
Other State	50.0	50.0	100.0%	0.0	
BELVIDERE CUSD 100					School Maintenance Grant
Other State	50.0	50.0	100.0%	0.0	
NORTH BOONE CUD 200					School Maintenance Grant
Other State	50.0	50.0	100.0%	0.0	
ROCKFORD SCHOOL DIST 205					School Maintenance Grant
Other State	50.0	50.0	100.0%	0.0	
DURAND CUSD 322					School Maintenance Grant
Other State	50.0	50.0	100.0%	0.0	
FIVE-COUNTY REG VOC SYST-EFE					School Maintenance Grant
Other State	50.0	50.0	100.0%	0.0	
HONONEGAH CHSD 207					School Maintenance Grant
Other State	50.0	50.0	100.0%	0.0	
NORTHBROOK ESD 27					School Maintenance Grant
Other State	50.0	50.0	100.0%	0.0	
GLENVIEW DIST 34					School Maintenance Grant
Other State	50.0	50.0	100.0%	0.0	
COOK COUNTY SCHOOL DISTRICT 36					School Maintenance Grant
Other State	50.0	50.0	100.0%	0.0	
KENILWORTH SD 38					School Maintenance Grant
Other State	50.0	50.0	100.0%	0.0	
WILMETTE SD 39					School Maintenance Grant
Other State	50.0	50.0	100.0%	0.0	
DES PLAINES SCH DIST 62					School Maintenance Grant
Other State	50.0	50.0	100.0%	0.0	
PARK RIDGE DIST 64 CONS					School Maintenance Grant
Other State	50.0	50.0	100.0%	0.0	
GOLF ELEM SD 67					School Maintenance Grant
Other State	50.0	50.0	100.0%	0.0	
MORTON GROVE SD 70					School Maintenance Grant
Other State	50.0	50.0	100.0%	0.0	
FAIRVIEW SD 72					School Maintenance Grant
Other State	50.0	50.0	100.0%	0.0	
EVERGREEN PARK ESD 124					School Maintenance Grant
Other State	50.0	50.0	100.0%	0.0	
ATWOOD HEIGHTS DISTRICT 125					School Maintenance Grant
Other State	50.0	50.0	100.0%	0.0	
LEMONT-BROMBEREK CSD 113A					School Maintenance Grant
Other State	50.0	50.0	100.0%	0.0	

	<u>Funded Amount</u>	<u>Expended Year to Date</u>	<u>% Spent Year to Date</u>	<u>July Expenditures</u>	<u>Description</u>
FOREST RIDGE SD 142					School Maintenance Grant
Other State	49.3	49.3	100.0%	0.0	
COMMUNITY CONS SCH DIST 146					School Maintenance Grant
Other State	50.0	50.0	100.0%	0.0	
ALSIP-HAZLGRN-OAKLWN SD 126					School Maintenance Grant
Other State	50.0	50.0	100.0%	0.0	
HOOVER SCHRUM MEMORIAL 157					School Maintenance Grant
Other State	50.0	50.0	100.0%	0.0	
SCHILLER PARK SD 81					School Maintenance Grant
Other State	50.0	50.0	100.0%	0.0	
MAINE TWP HSD 207					School Maintenance Grant
Other State	50.0	50.0	100.0%	0.0	
MANNHEIM COOK CNTY 083					School Maintenance Grant
Other State	50.0	50.0	100.0%	0.0	
FRANKLIN PARK SD 84					School Maintenance Grant
Other State	50.0	50.0	100.0%	0.0	
UNION RIDGE SD 86					School Maintenance Grant
Other State	50.0	50.0	100.0%	0.0	
WESTCHESTER SD 92-5					School Maintenance Grant
Other State	50.0	50.0	100.0%	0.0	
HILLSIDE SD 93					School Maintenance Grant
Other State	50.0	50.0	100.0%	0.0	
PENNOYER SD 79					School Maintenance Grant
Other State	50.0	50.0	100.0%	0.0	
RIVERSIDE SCHOOL DIST 96					School Maintenance Grant
Other State	50.0	50.0	100.0%	0.0	
LA GRANGE SD 102					School Maintenance Grant
Other State	50.0	50.0	100.0%	0.0	
LA GRANGE SD 105					School Maintenance Grant
Other State	50.0	50.0	100.0%	0.0	
PROVISO TWP HSD 209					School Maintenance Grant
Other State	50.0	50.0	100.0%	0.0	
LEYDEN CHSD 212					School Maintenance Grant
Other State	50.0	50.0	100.0%	0.0	
CENTRAL STICKNEY SD 110					School Maintenance Grant
Other State	50.0	50.0	100.0%	0.0	
NORTH PALOS SD 117					School Maintenance Grant
Other State	50.0	50.0	100.0%	0.0	
OAK LAWN-HOMETOWN S D 123					School Maintenance Grant
Other State	50.0	50.0	100.0%	0.0	
ARGO CHSD 217					School Maintenance Grant
Other State	50.0	50.0	100.0%	0.0	
REAVIS TWP HSD 220					School Maintenance Grant
Other State	50.0	50.0	100.0%	0.0	
BREMEN CHSD 228					School Maintenance Grant
Other State	50.0	50.0	100.0%	0.0	
OAK LAWN CHSD 229					School Maintenance Grant
Other State	50.0	50.0	100.0%	0.0	

	<u>Funded Amount</u>	<u>Expended Year to Date</u>	<u>% Spent Year to Date</u>	<u>July Expenditures</u>	<u>Description</u>
EASTLAND CUSD 308					School Maintenance Grant
Other State	50.0	50.0	100.0%	0.0	
WEST CARROLL CUSD 314					School Maintenance Grant
Other State	50.0	50.0	100.0%	0.0	
EAST DUBUQUE CUSD 119					School Maintenance Grant
Other State	50.0	50.0	100.0%	0.0	
WARREN CUSD 205					School Maintenance Grant
Other State	50.0	50.0	100.0%	0.0	
ORANGEVILLE SD 203					School Maintenance Grant
Other State	49.9	49.9	100.0%	0.0	
TOLONO SCH DIST 7					School Maintenance Grant
Other State	50.0	50.0	100.0%	0.0	
GIBSON-MELVIN-SIBLEY CUSD 5					School Maintenance Grant
Other State	50.0	50.0	100.0%	0.0	
PAXTON BUCKLEY LODA CUSD					School Maintenance Grant
Other State	50.0	50.0	100.0%	0.0	
HILLSBORO CUSD 3					School Maintenance Grant
Other State	50.0	50.0	100.0%	0.0	
MARSHALL CUSD 2C					School Maintenance Grant
Other State	50.0	50.0	100.0%	0.0	
MATTOON CUSD 2					School Maintenance Grant
Other State	50.0	50.0	100.0%	0.0	
CHADWICK-MILLEDGEVILLE 399					School Maintenance Grant
Other State	50.0	50.0	100.0%	0.0	
RICH TWP HSD 227					School Maintenance Grant
Other State	50.0	50.0	100.0%	0.0	
TUSCOLA CUSD 301					School Maintenance Grant
Other State	50.0	50.0	100.0%	0.0	
ARTHUR CUSD 305					School Maintenance Grant
Other State	50.0	50.0	100.0%	0.0	
KANSAS CUSD 3					School Maintenance Grant
Other State	50.0	50.0	100.0%	0.0	
SHELBYVILLE CUSD 4					School Maintenance Grant
Other State	50.0	50.0	100.0%	0.0	
STEWARDSON-STRASBURG 5A					School Maintenance Grant
Other State	50.0	50.0	100.0%	0.0	
CENTRAL A&M COMMUNITY UNIT					School Maintenance Grant
Other State	50.0	50.0	100.0%	0.0	
EDGAR COUNTY CUSD 6					School Maintenance Grant
Other State	50.0	50.0	100.0%	0.0	
CLAY CITY CUSD 10					School Maintenance Grant
Other State	50.0	50.0	100.0%	0.0	
ROBINSON SD 2					School Maintenance Grant
Other State	50.0	50.0	100.0%	0.0	
COUNTY OF RICHLAND					School Maintenance Grant
Other State	50.0	50.0	100.0%	0.0	
WESCLIN CUSD 3					School Maintenance Grant
Other State	50.0	50.0	100.0%	0.0	

	<u>Funded Amount</u>	<u>Expended Year to Date</u>	<u>% Spent Year to Date</u>	<u>July Expenditures</u>	<u>Description</u>
CENTRAL COMM HIGH SD 71					School Maintenance Grant
Other State	50.0	50.0	100.0%	0.0	
PATOKA CUSD 100					School Maintenance Grant
Other State	50.0	50.0	100.0%	0.0	
INDIAN CREEK CUSD 425					School Maintenance Grant
Other State	50.0	50.0	100.0%	0.0	
SYCAMORE CUSD 427					School Maintenance Grant
Other State	50.0	50.0	100.0%	0.0	
DEKALB CUSD 428					School Maintenance Grant
Other State	50.0	50.0	100.0%	0.0	
HIAWATHA CUSD 426					School Maintenance Grant
Other State	50.0	50.0	100.0%	0.0	
COUNTY OF COLE					School Maintenance Grant
Other State	50.0	50.0	100.0%	0.0	
SOMONAUK CUSD 432					School Maintenance Grant
Other State	50.0	50.0	100.0%	0.0	
BLUE RIDGE CUSD 18					School Maintenance Grant
Other State	50.0	50.0	100.0%	0.0	
PRAIRIE CENTRAL CUSD 8					School Maintenance Grant
Other State	50.0	50.0	100.0%	0.0	
OKAW VALLEY CUSD 302					School Maintenance Grant
Other State	50.0	50.0	100.0%	0.0	
TRI- POINT CUSD 6-J					School Maintenance Grant
Other State	50.0	50.0	100.0%	0.0	
INDIAN VALLEY VOCATIONAL CENTER					School Maintenance Grant
Other State	50.0	50.0	100.0%	0.0	
DWIGHT TWP HSD 230					School Maintenance Grant
Other State	50.0	50.0	100.0%	0.0	
TRI VALLEY CUSD 3					School Maintenance Grant
Other State	50.0	50.0	100.0%	0.0	
MCLEAN COUNTY UD 5					School Maintenance Grant
Other State	50.0	50.0	100.0%	0.0	
LEXINGTON CUSD 7					School Maintenance Grant
Other State	50.0	50.0	100.0%	0.0	
COUNTY OF DUPAGE SCHOOL DIST 4					School Maintenance Grant
Other State	50.0	50.0	100.0%	0.0	
WOOD DALE SD 7					School Maintenance Grant
Other State	50.0	50.0	100.0%	0.0	
MEDINAH SD 11					School Maintenance Grant
Other State	50.0	50.0	100.0%	0.0	
BLOOMINGDALE SD 13					School Maintenance Grant
Other State	50.0	50.0	100.0%	0.0	
QUEEN BEE SD 16					School Maintenance Grant
Other State	50.0	50.0	100.0%	0.0	
WINFIELD SD34					School Maintenance Grant
Other State	50.0	50.0	100.0%	0.0	
GLENN ELLYN DISTRICT 41					School Maintenance Grant
Other State	50.0	50.0	100.0%	0.0	

	<u>Funded Amount</u>	<u>Expended Year to Date</u>	<u>% Spent Year to Date</u>	<u>July Expenditures</u>	<u>Description</u>
LOMBARD SD 44					School Maintenance Grant
Other State	50.0	50.0	100.0%	0.0	
VILLA PARK SD 45					School Maintenance Grant
Other State	50.0	50.0	100.0%	0.0	
BUTLER SD 53					School Maintenance Grant
Other State	50.0	50.0	100.0%	0.0	
DOWNERS GROVE GSD 58					School Maintenance Grant
Other State	50.0	50.0	100.0%	0.0	
DARIEN SD 61					School Maintenance Grant
Other State	50.0	50.0	100.0%	0.0	
COUNTY OF DUPAGE					School Maintenance Grant
Other State	50.0	50.0	100.0%	0.0	
WOODRIDGE SD 68					School Maintenance Grant
Other State	50.0	50.0	100.0%	0.0	
HINSDALE DIST 86					School Maintenance Grant
Other State	50.0	50.0	100.0%	0.0	
FENTON CHSD 100					School Maintenance Grant
Other State	50.0	50.0	100.0%	0.0	
LAKE PARK CHSD 108					School Maintenance Grant
Other State	50.0	50.0	100.0%	0.0	
COMMUNITY UNIT SCHOOL DIST 200					School Maintenance Grant
Other State	50.0	50.0	100.0%	0.0	
LISLE CUSD 202					School Maintenance Grant
Other State	50.0	50.0	100.0%	0.0	
ELMHURST SD 205					School Maintenance Grant
Other State	50.0	50.0	100.0%	0.0	
MAERCKER SD 60					School Maintenance Grant
Other State	50.0	50.0	100.0%	0.0	
DUPAGE AREA OCCUP EDUCATIONAL					School Maintenance Grant
Other State	50.0	50.0	100.0%	0.0	
WABASH CUSD 348					School Maintenance Grant
Other State	50.0	50.0	100.0%	0.0	
CARMI-WHITE COUNTY CUSD 5					School Maintenance Grant
Other State	50.0	50.0	100.0%	0.0	
CARTERVILLE CUSD 5					School Maintenance Grant
Other State	50.0	50.0	100.0%	0.0	
V I T UNIT SCHOOL DIST 2					School Maintenance Grant
Other State	50.0	50.0	100.0%	0.0	
CANTON UNION SD 66					School Maintenance Grant
Other State	50.0	50.0	100.0%	0.0	
SCHUYLER-INDUSTRY CUSD 5					School Maintenance Grant
Other State	50.0	50.0	100.0%	0.0	
MORRIS SD 54					School Maintenance Grant
Other State	50.0	50.0	100.0%	0.0	
SARATOGA CCSD 60C					School Maintenance Grant
Other State	50.0	50.0	100.0%	0.0	
NEWARK CHSD 18					School Maintenance Grant
Other State	50.0	50.0	100.0%	0.0	

	<u>Funded Amount</u>	<u>Expended Year to Date</u>	<u>% Spent Year to Date</u>	<u>July Expenditures</u>	<u>Description</u>
PLANO CUSD 88					School Maintenance Grant
Other State	50.0	50.0	100.0%	0.0	
LISBON CCSD 90					School Maintenance Grant
Other State	50.0	50.0	100.0%	0.0	
SOUTHEASTERN CUSD 337					School Maintenance Grant
Other State	50.0	50.0	100.0%	0.0	
WEST PRAIRIE CUSD 103					School Maintenance Grant
Other State	50.0	50.0	100.0%	0.0	
WEST CENTRAL CUSD 235					School Maintenance Grant
Other State	50.0	50.0	100.0%	0.0	
MERCER COUNTY SD 404					School Maintenance Grant
Other State	50.0	50.0	100.0%	0.0	
PRINCETON ELEM SD 115					School Maintenance Grant
Other State	50.0	50.0	100.0%	0.0	
ALWOOD CUSD 225					School Maintenance Grant
Other State	50.0	50.0	100.0%	0.0	
ANNAWAN CUSD 226					School Maintenance Grant
Other State	50.0	50.0	100.0%	0.0	
CAMBRIDGE CUSD 227					School Maintenance Grant
Other State	50.0	50.0	100.0%	0.0	
GALATIA CUSD 1					School Maintenance Grant
Other State	50.0	50.0	100.0%	0.0	
ORION CUSD 223					School Maintenance Grant
Other State	50.0	50.0	100.0%	0.0	
CARBONDALE ESD 95					School Maintenance Grant
Other State	50.0	50.0	100.0%	0.0	
CARBONDALE CHSD 165					School Maintenance Grant
Other State	50.0	50.0	100.0%	0.0	
ELGIN SCHOOL DISTRICT U-46					School Maintenance Grant
Other State	50.0	50.0	100.0%	0.0	
AURORA WEST SCHOOL DIST 129					School Maintenance Grant
Other State	50.0	50.0	100.0%	0.0	
DONOVAN COMMUNITY U S D 3					School Maintenance Grant
Other State	50.0	50.0	100.0%	0.0	
CENTRAL CUSD 4					School Maintenance Grant
Other State	50.0	50.0	100.0%	0.0	
IROQUOIS WEST CUSD 10					School Maintenance Grant
Other State	50.0	50.0	100.0%	0.0	
MOMENCE COMM UNIT SCH DIST 1					School Maintenance Grant
Other State	50.0	50.0	100.0%	0.0	
HERSCHER CUSD 2					School Maintenance Grant
Other State	50.0	50.0	100.0%	0.0	
BRADLEY BOURBONNAIS CHSD 307					School Maintenance Grant
Other State	50.0	50.0	100.0%	0.0	
GALESBURG CUSD 205					School Maintenance Grant
Other State	50.0	50.0	100.0%	0.0	
EMMONS SD 33					School Maintenance Grant
Other State	50.0	50.0	100.0%	0.0	

	<u>Funded Amount</u>	<u>Expended Year to Date</u>	<u>% Spent Year to Date</u>	<u>July Expenditures</u>	<u>Description</u>
CRESCENT-IROQUOIS CUSD 249					School Maintenance Grant
Other State	50.0	50.0	100.0%	0.0	
GRASS LAKE SD 36					School Maintenance Grant
Other State	50.0	50.0	100.0%	0.0	
GRAYSLAKE CCSD 46					School Maintenance Grant
Other State	50.0	50.0	100.0%	0.0	
WOODLAND CCSD 50					School Maintenance Grant
Other State	50.0	50.0	100.0%	0.0	
LAKE BLUFF SCHOOL DISTRICT 65					School Maintenance Grant
Other State	50.0	50.0	100.0%	0.0	
OAK GROVE SD 68					School Maintenance Grant
Other State	50.0	50.0	100.0%	0.0	
LIBERTYVILLE SD 70					School Maintenance Grant
Other State	50.0	50.0	100.0%	0.0	
RONDOUT SD 72					School Maintenance Grant
Other State	50.0	50.0	100.0%	0.0	
HAWTHORN CCSD 73					School Maintenance Grant
Other State	50.0	50.0	100.0%	0.0	
DIAMOND LAKE SD 76					School Maintenance Grant
Other State	50.0	50.0	100.0%	0.0	
FREMONT SD 79					School Maintenance Grant
Other State	50.0	50.0	100.0%	0.0	
BRADFORD CUSD 1					School Maintenance Grant
Other State	50.0	50.0	100.0%	0.0	
MANTENO CUSD 5					School Maintenance Grant
Other State	50.0	50.0	100.0%	0.0	
LAKE ZURICH SD 95					School Maintenance Grant
Other State	50.0	50.0	100.0%	0.0	
LINCOLNSHIRE-PRAIRIEVIEW 103					School Maintenance Grant
Other State	50.0	50.0	100.0%	0.0	
TOWNSHIP HIGH SCHOOL DIST 113					School Maintenance Grant
Other State	50.0	50.0	100.0%	0.0	
FOX LAKE GSD 114					School Maintenance Grant
Other State	50.0	50.0	100.0%	0.0	
ROUND LAKE AREA SD 116					School Maintenance Grant
Other State	50.0	50.0	100.0%	0.0	
KNOXVILLE CUSD 202					School Maintenance Grant
Other State	50.0	50.0	100.0%	0.0	
WINTHROP HARBOR SD 1					School Maintenance Grant
Other State	50.0	50.0	100.0%	0.0	
WAUCONDA CUSD 118					School Maintenance Grant
Other State	50.0	50.0	100.0%	0.0	
MUNDELEIN HS DIST 120					School Maintenance Grant
Other State	50.0	50.0	100.0%	0.0	
WARREN THSD 121					School Maintenance Grant
Other State	50.0	50.0	100.0%	0.0	
GRANT CHSD 124					School Maintenance Grant
Other State	50.0	50.0	100.0%	0.0	

	<u>Funded Amount</u>	<u>Expended Year to Date</u>	<u>% Spent Year to Date</u>	<u>July Expenditures</u>	<u>Description</u>
GRAYSLAKE CHSD 127					School Maintenance Grant
Other State	50.0	50.0	100.0%	0.0	
NORTH CHICAGO SD 187					School Maintenance Grant
Other State	50.0	50.0	100.0%	0.0	
LAKE CO HIGH SCHL TECHNOLOGY					School Maintenance Grant
Other State	50.0	50.0	100.0%	0.0	
LELAND CUSD 1					School Maintenance Grant
Other State	50.0	50.0	100.0%	0.0	
SERENA CUSD NO 2					School Maintenance Grant
Other State	50.0	50.0	100.0%	0.0	
EARLVILLE CUSD 9					School Maintenance Grant
Other State	50.0	50.0	100.0%	0.0	
ALLEN TWSP COMM CONS DIST 65					School Maintenance Grant
Other State	50.0	50.0	100.0%	0.0	
KANKAKEE AREA CAREER CENTER					School Maintenance Grant
Other State	50.0	50.0	100.0%	0.0	
LASALLE-PERU TOWNSHIP HIGH					School Maintenance Grant
Other State	50.0	50.0	100.0%	0.0	
OTTAWA THSD 140					School Maintenance Grant
Other State	50.0	50.0	100.0%	0.0	
SENECA TWP HSD 160					School Maintenance Grant
Other State	50.0	50.0	100.0%	0.0	
SENECA CCSD 170					School Maintenance Grant
Other State	50.0	50.0	100.0%	50.0	
WALLACE CCSD 195					School Maintenance Grant
Other State	50.0	50.0	100.0%	0.0	
RUTLAND CCSD 230					School Maintenance Grant
Other State	50.0	50.0	100.0%	0.0	
MOUNT PULASKI CUD 23					School Maintenance Grant
Other State	50.0	50.0	100.0%	0.0	
HAVANA CUSD 126					School Maintenance Grant
Other State	50.0	50.0	100.0%	0.0	
ILLINI CENTRAL CUSD 189					School Maintenance Grant
Other State	50.0	50.0	100.0%	0.0	
PORTA CUSD 202					School Maintenance Grant
Other State	50.0	50.0	100.0%	0.0	
ATHENS CUSD 213					School Maintenance Grant
Other State	50.0	50.0	100.0%	0.0	
ARGENTA-OREANA CUSD 1					School Maintenance Grant
Other State	50.0	50.0	100.0%	0.0	
MT ZION CUSD 3					School Maintenance Grant
Other State	50.0	50.0	100.0%	0.0	
SANGAMON VALLEY CUSD 9					School Maintenance Grant
Other State	50.0	50.0	100.0%	0.0	
MERIDIAN CUSD 15					School Maintenance Grant
Other State	50.0	50.0	100.0%	0.0	
DECATUR SD 61					School Maintenance Grant
Other State	50.0	50.0	100.0%	0.0	

	<u>Funded Amount</u>	<u>Expended Year to Date</u>	<u>% Spent Year to Date</u>	<u>July Expenditures</u>	<u>Description</u>
BEMENT CUSD 5					School Maintenance Grant
Other State	50.0	50.0	100.0%	0.0	
MONTICELLO CU 25					School Maintenance Grant
Other State	50.0	50.0	100.0%	0.0	
DELAND-WELDON CUSD 57					School Maintenance Grant
Other State	50.0	50.0	100.0%	0.0	
CERRO GORDO CUSD 100					School Maintenance Grant
Other State	50.0	50.0	100.0%	0.0	
CARROLLTON CUSD 1					School Maintenance Grant
Other State	50.0	50.0	100.0%	0.0	
ANTIOCH C H S D 117					School Maintenance Grant
Other State	50.0	50.0	100.0%	0.0	
COMMUNITY HIGH SD 128					School Maintenance Grant
Other State	50.0	50.0	100.0%	0.0	
MAROA FORSYTH CUSD 2					School Maintenance Grant
Other State	50.0	50.0	100.0%	0.0	
GREENFIELD CUSD 10					School Maintenance Grant
Other State	50.0	50.0	100.0%	0.0	
JERSEY CUSD 100					School Maintenance Grant
Other State	50.0	50.0	100.0%	0.0	
MT OLIVE CUSD 5					School Maintenance Grant
Other State	50.0	50.0	100.0%	0.0	
STAUNTON CUSD 6					School Maintenance Grant
Other State	50.0	50.0	100.0%	0.0	
SOUTHWESTERN CUSD 9					School Maintenance Grant
Other State	50.0	50.0	100.0%	0.0	
NORTH MAC CUSD 34					School Maintenance Grant
Other State	50.0	50.0	100.0%	0.0	
ROXANA CUSD 1					School Maintenance Grant
Other State	50.0	50.0	100.0%	0.0	
TRIAD CUSD 2					School Maintenance Grant
Other State	50.0	50.0	100.0%	0.0	
HIGHLAND CUSD 5					School Maintenance Grant
Other State	50.0	50.0	100.0%	0.0	
BETHALTO CUSD 8					School Maintenance Grant
Other State	50.0	50.0	100.0%	0.0	
GRANITE CITY CUSD 9					School Maintenance Grant
Other State	50.0	50.0	100.0%	0.0	
COLLINSVILLE CUSD 10					School Maintenance Grant
Other State	50.0	50.0	100.0%	0.0	
ALTON CUSD 11					School Maintenance Grant
Other State	50.0	50.0	100.0%	0.0	
MIDLAND CUSD 7					School Maintenance Grant
Other State	50.0	50.0	100.0%	0.0	
PUTNAM CCSD 535					School Maintenance Grant
Other State	50.0	50.0	100.0%	0.0	
FIELDCREST CUSD 6					School Maintenance Grant
Other State	50.0	50.0	100.0%	0.0	

	<u>Funded Amount</u>	<u>Expended Year to Date</u>	<u>% Spent Year to Date</u>	<u>July Expenditures</u>	<u>Description</u>
EL PASO-GRIDLEY CUSD 11					School Maintenance Grant
Other State	50.0	50.0	100.0%	0.0	
CARLINVILLE CUSD 1					School Maintenance Grant
Other State	50.0	50.0	100.0%	0.0	
EUREKA 140					School Maintenance Grant
Other State	50.0	50.0	100.0%	0.0	
NIPPERSINK SCH DIST 2					School Maintenance Grant
Other State	50.0	50.0	100.0%	0.0	
FOX RIVER GROVE CSD 3					School Maintenance Grant
Other State	50.0	50.0	100.0%	0.0	
JOHNSBURG CUSD 12					School Maintenance Grant
Other State	50.0	50.0	100.0%	0.0	
RILEY CCSD 18					School Maintenance Grant
Other State	50.0	50.0	100.0%	0.0	
MCHENRY CCSD 15					School Maintenance Grant
Other State	50.0	50.0	100.0%	0.0	
ALDEN HEBRON SD 19					School Maintenance Grant
Other State	50.0	50.0	100.0%	0.0	
HARRISON SD 36					School Maintenance Grant
Other State	50.0	50.0	100.0%	0.0	
CRYSTAL LAKE CCSD 47					School Maintenance Grant
Other State	50.0	50.0	100.0%	0.0	
HARVARD CUSD 50					School Maintenance Grant
Other State	50.0	50.0	100.0%	0.0	
MARENGO CHSD 154					School Maintenance Grant
Other State	50.0	50.0	100.0%	0.0	
COMMUNITY HIGH SD 155					School Maintenance Grant
Other State	50.0	50.0	100.0%	0.0	
MCHENRY CHSD 156					School Maintenance Grant
Other State	50.0	50.0	100.0%	0.0	
RICHMOND-BURTON CHSD 157					School Maintenance Grant
Other State	50.0	50.0	100.0%	0.0	
HUNTLEY SD NO 158					School Maintenance Grant
Other State	50.0	50.0	100.0%	0.0	
MARENGO-UNION ECSD 165					School Maintenance Grant
Other State	50.0	50.0	100.0%	0.0	
WOODSTOCK SCHOOL DIST 200					School Maintenance Grant
Other State	50.0	50.0	100.0%	0.0	
VALMEYER CUSD 3					School Maintenance Grant
Other State	50.0	50.0	100.0%	0.0	
COLUMBIA CUSD 4					School Maintenance Grant
Other State	50.0	50.0	100.0%	0.0	
WATERLOO CUSD 5					School Maintenance Grant
Other State	50.0	50.0	100.0%	0.0	
STEELEVILLE CUSD 138					School Maintenance Grant
Other State	50.0	50.0	100.0%	0.0	
BROWN COUNTY CUSD 1					School Maintenance Grant
Other State	50.0	50.0	100.0%	0.0	

	<u>Funded Amount</u>	<u>Expended Year to Date</u>	<u>% Spent Year to Date</u>	<u>July Expenditures</u>	<u>Description</u>
VIRGINIA CUSD 64					School Maintenance Grant
Other State	50.0	50.0	100.0%	0.0	
A-C CENTRAL CUSD 262					School Maintenance Grant
Other State	50.0	50.0	100.0%	0.0	
MEREDOSIA-CHAMBERSBURG 11					School Maintenance Grant
Other State	50.0	50.0	100.0%	0.0	
JACKSONVILLE SD 117					School Maintenance Grant
Other State	50.0	50.0	100.0%	0.0	
WINCHESTER CUSD 1					School Maintenance Grant
Other State	50.0	50.0	100.0%	0.0	
SCOTT-MORGAN CUSD 2					School Maintenance Grant
Other State	50.0	50.0	100.0%	0.0	
DIXON CUSD 170					School Maintenance Grant
Other State	50.0	50.0	100.0%	0.0	
STEWARD 220 SCHOOL DIST					School Maintenance Grant
Other State	50.0	50.0	100.0%	0.0	
OREGON CUSD 220					School Maintenance Grant
Other State	50.0	50.0	100.0%	0.0	
FORRESTVILLE VALLEY CUSD 221					School Maintenance Grant
Other State	50.0	50.0	100.0%	0.0	
POLO CUSD 222					School Maintenance Grant
Other State	50.0	50.0	100.0%	0.0	
MERIDIAN CUSD 223					School Maintenance Grant
Other State	50.0	50.0	100.0%	0.0	
BYRON COMMUNITY UNIT SD 226					School Maintenance Grant
Other State	50.0	50.0	100.0%	0.0	
PEORIA 150					School Maintenance Grant
Other State	50.0	50.0	100.0%	0.0	
IL VALLEY CENTRAL UNIT 321					School Maintenance Grant
Other State	50.0	50.0	100.0%	0.0	
ELMWOOD CUSD 322					School Maintenance Grant
Other State	50.0	50.0	100.0%	0.0	
PEORIA HEIGHTS CUSD 325					School Maintenance Grant
Other State	50.0	50.0	100.0%	0.0	
PRINCEVILLE CUSD 326					School Maintenance Grant
Other State	50.0	50.0	100.0%	0.0	
ILLINI BLUFFS CUSD 327					School Maintenance Grant
Other State	50.0	50.0	100.0%	0.0	
MOLINE USD 40					School Maintenance Grant
Other State	50.0	50.0	100.0%	0.0	
ROCK ISLAND SD 41					School Maintenance Grant
Other State	50.0	50.0	100.0%	0.0	
RIVERDALE CUSD 100					School Maintenance Grant
Other State	50.0	50.0	100.0%	0.0	
ROCKRIDGE CUSD 300					School Maintenance Grant
Other State	50.0	50.0	100.0%	0.0	
LEBANON CUSD 9					School Maintenance Grant
Other State	50.0	50.0	100.0%	0.0	

	<u>Funded Amount</u>	<u>Expended Year to Date</u>	<u>% Spent Year to Date</u>	<u>July Expenditures</u>	<u>Description</u>
HARMONY EMGE SD 175					School Maintenance Grant
Other State	50.0	50.0	100.0%	0.0	
DUPO CUSD 196					School Maintenance Grant
Other State	50.0	50.0	100.0%	0.0	
ROCHESTER CUSD 3A					School Maintenance Grant
Other State	50.0	50.0	100.0%	0.0	
BALL CHATHAM CUSD 5					School Maintenance Grant
Other State	50.0	50.0	100.0%	0.0	
AUBURN CUSD 10					School Maintenance Grant
Other State	50.0	50.0	100.0%	0.0	
PAWNEE CUSD 11					School Maintenance Grant
Other State	50.0	50.0	100.0%	0.0	
RIVERTON CUSD 14					School Maintenance Grant
Other State	50.0	50.0	100.0%	0.0	
WILLIAMSVILLE CUSD 15					School Maintenance Grant
Other State	50.0	50.0	100.0%	0.0	
LOWPOINT-WASHBURN CUSD 21					School Maintenance Grant
Other State	50.0	50.0	100.0%	0.0	
COUNTY OF WOODFORD 122					School Maintenance Grant
Other State	50.0	50.0	100.0%	0.0	
CHESTER CUSD 139					School Maintenance Grant
Other State	50.0	50.0	100.0%	0.0	
FRANKLIN CUSD 1					School Maintenance Grant
Other State	50.0	50.0	100.0%	0.0	
SHERRARD CUSD 200					School Maintenance Grant
Other State	50.0	50.0	100.0%	0.0	
NEW BERLIN CUSD 16					School Maintenance Grant
Other State	50.0	50.0	100.0%	0.0	
SPRINGFIELD SD 186					School Maintenance Grant
Other State	50.0	50.0	100.0%	0.0	
TREMONT CUD 702					School Maintenance Grant
Other State	50.0	50.0	100.0%	0.0	
DELAVAN CUSD 703					School Maintenance Grant
Other State	50.0	50.0	100.0%	0.0	
MORTON CUSD 709					School Maintenance Grant
Other State	50.0	50.0	100.0%	0.0	
CATLIN CUSD 5					School Maintenance Grant
Other State	50.0	50.0	100.0%	0.0	
ROSSVILLE-ALVIN CSD 7					School Maintenance Grant
Other State	50.0	50.0	100.0%	0.0	
OAKWOOD CUSD 76					School Maintenance Grant
Other State	50.0	50.0	100.0%	0.0	
DANVILLE CCSD 118					School Maintenance Grant
Other State	50.0	50.0	100.0%	0.0	
BECK AREA CAREER CENTER					School Maintenance Grant
Other State	50.0	50.0	100.0%	0.0	
ERIE CUSD 1					School Maintenance Grant
Other State	50.0	50.0	100.0%	0.0	

	<u>Funded Amount</u>	<u>Expended Year to Date</u>	<u>% Spent Year to Date</u>	<u>July Expenditures</u>	<u>Description</u>
STERLING CUSD 5					School Maintenance Grant
Other State	50.0	50.0	100.0%	0.0	
WILCO AREA CAREER CENTER					School Maintenance Grant
Other State	50.0	50.0	100.0%	0.0	
CHANNAHON SD 17					School Maintenance Grant
Other State	50.0	50.0	100.0%	0.0	
LOCKPORT SD 91					School Maintenance Grant
Other State	50.0	50.0	100.0%	0.0	
NEW LENOX SD 122					School Maintenance Grant
Other State	50.0	50.0	100.0%	0.0	
FRANKFORT CCSD 157C					School Maintenance Grant
Other State	50.0	50.0	100.0%	0.0	
MOKENA SD 159					School Maintenance Grant
Other State	50.0	50.0	100.0%	0.0	
SUMMIT HILL SD 161					School Maintenance Grant
Other State	50.0	50.0	100.0%	0.0	
BEECHER CUSD 200U					School Maintenance Grant
Other State	50.0	50.0	100.0%	0.0	
CRETE-MONEE SD 201-U					School Maintenance Grant
Other State	50.0	50.0	100.0%	0.0	
WILMINGTON CUSD 209U					School Maintenance Grant
Other State	50.0	50.0	100.0%	0.0	
VALLEY VIEW CUSD 365U					School Maintenance Grant
Other State	50.0	50.0	100.0%	0.0	
ELWOOD CCSD 203					School Maintenance Grant
Other State	50.0	50.0	100.0%	0.0	
LOCKPORT TWP HSD 205					School Maintenance Grant
Other State	50.0	50.0	100.0%	0.0	
HOMER CCSD 33					School Maintenance Grant
Other State	50.0	50.0	100.0%	0.0	
PEOTONE CUSD 207U					School Maintenance Grant
Other State	50.0	50.0	100.0%	0.0	

Grants Breakdown:

General State Aid	4,286,752.5	4,286,752.5	100.0%	4,286,682.5	Formula
Title I - Low Income	825,000.0	602,313.3	73.0%	590,313.5	Formula
Child Nutrition	725,000.0	685,042.7	94.5%	682,817.7	Formula - Reimbursement
IDEA	700,000.0	480,251.6	68.6%	480,251.6	Formula
Transportation Spec Ed	440,500.0	440,500.0	100.0%	439,996.6	Formula
Spec Ed Personnel	440,200.0	440,200.0	100.0%	440,200.0	Formula
Spec Ed Extraordinary	314,196.1	314,196.1	100.0%	314,196.1	Mandated Categorical-Supplemental
Early Childhood Block	296,465.7	293,500.2	99.0%	292,500.2	Block grant for Pre-K, parent training and prevention initiative
Spec Ed Private Facility Tuition	206,843.3	206,843.3	100.0%	197,843.3	Formula
Transportation Reg/Voc	205,808.9	205,808.9	100.0%	202,231.1	Formula
Title II - Teacher Quality	157,000.0	83,617.6	53.3%	82,196.5	Formula
Title I - Low Income - ARRA	143,800.0	40,795.7	28.4%	39,019.4	Formula - Federal Stimulus
Spec Ed Orphanage	111,000.0	69,018.1	62.2%	-137,825.2	Formula

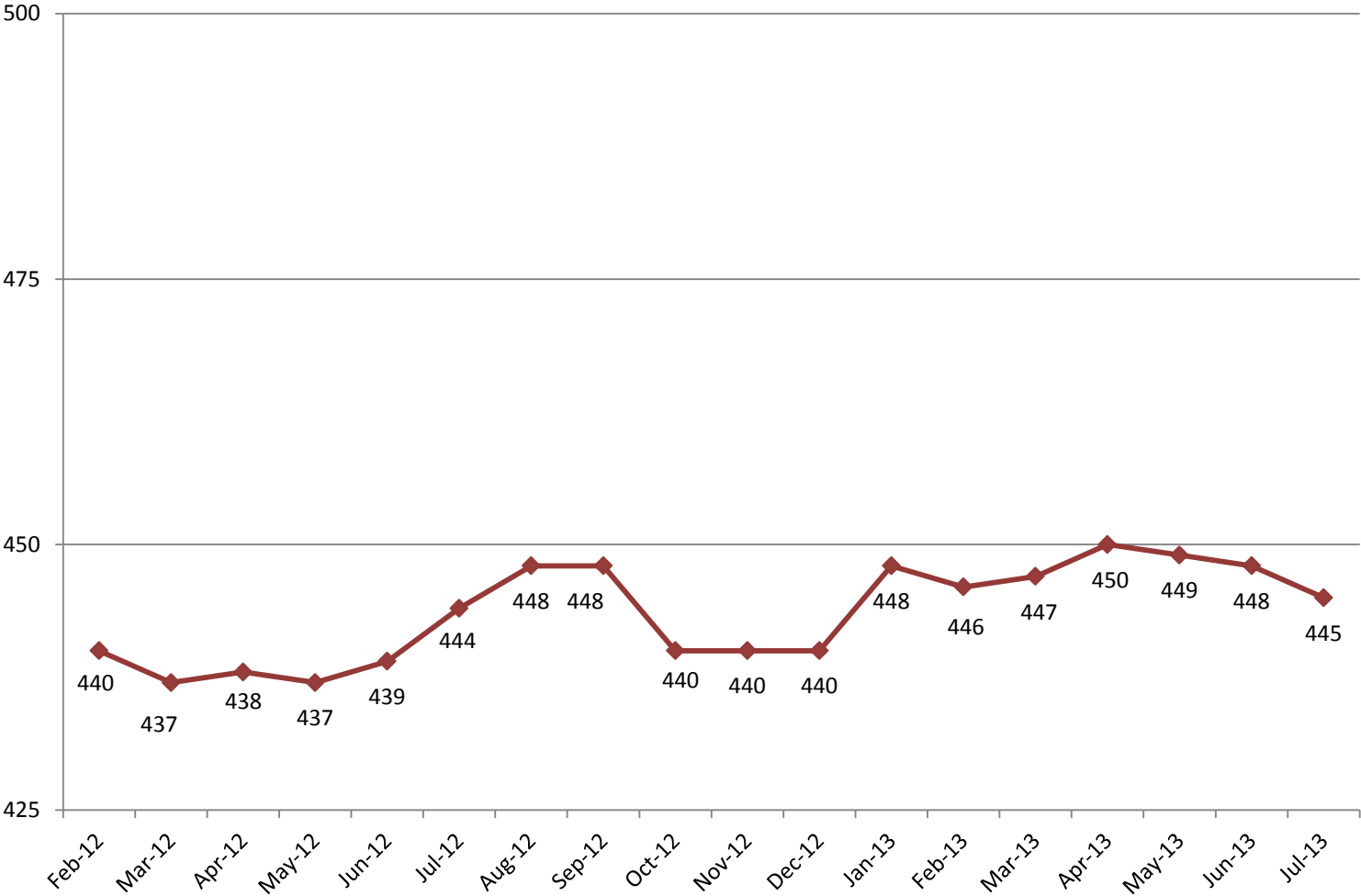
	<u>Funded Amount</u>	<u>Expended Year to Date</u>	<u>% Spent Year to Date</u>	<u>July Expenditures</u>	<u>Description</u>
Title IV - 21st Century	65,000.0	44,539.7	68.5%	-269,656.4	Competitive
Bilingual Education	61,381.2	24,293.8	39.6%	-415,906.2	Mandated Categorical
Voc Ed - Federal	55,000.0	41,120.9	74.8%	-27,897.2	Formula and Competitive - to improve student academic and career skills
Title III - English Language Acq	45,000.0	28,236.7	62.7%	3,942.9	Grant
Vocational Education - State	38,062.1	38,062.1	100.0%	-167,746.8	Formula
IDEA Preschool	25,000.0	15,436.5	61.7%	-425,063.5	Formula - special education, 3-5 year-olds
Driver Education	17,500.0	17,500.0	100.0%	4,054.4	Reimbursement
State Free Lunch and Breakfast	14,300.0	13,782.4	96.4%	13,255.4	Mandated Categorical - Reimbursement
Title II Math/Science Partnerships	14,000.0	4,318.8	30.8%	-4,282,433.7	Formula
Orphanage Tuition	13,000.0	6,966.2	53.6%	-31,058.6	Reimbursement to school districts for children residing in orphanages
ROE Salaries	12,025.0	11,024.3	91.7%	10,801.7	Salaries for ROE's
Truant/Dropout/Optional Education	12,000.0	11,999.8	100.0%	11,183.2	Competitive - at-risk students/dropout prevention
Race to the Top	11,197.8	5,966.3	53.3%	4,231.4	Grants to LEA's
Spec Ed Summer School	10,100.0	10,100.0	100.0%	8,875.0	Formula - Special ed students enrolled in summer sessions
East St. Louis Sch Dist 189	9,000.0	9,000.0	100.0%	9,000.0	Grant to East St. Louis Sch Dist 189
Charter Schools - Federal	9,000.0	0.0	0.0%	-100.0	Competitive
Alternative Ed/Reg Safe Schools	6,539.3	6,539.3	100.0%	6,539.3	Formula
Technology Literacy	5,000.0	1,313.6	26.3%	813.6	Competitive and non-competitive grants to school districts
McKinney Homeless Ed	5,000.0	2,595.3	51.9%	-3,944.0	Competitive grants to school districts
School Tech. Rev. Loan	5,000.0	1,181.6	23.6%	-288,904.0	Loans to schools to implement technology
Congressional Earmarks	4,920.5	0.0	0.0%	-6,966.2	Grants
IDEA Improvement Part D	4,000.0	1,161.8	29.0%	-1,524.4	Reimbursement
Philip Rock Center	3,577.8	3,577.8	100.0%	-6,522.2	Targeted Initiative
Advanced Placement Fee	3,000.0	1,731.7	57.7%	-768.3	Fee reimbursement for Adv Placement Exam and Int'l Baccalaureate exam
Reorg Incentive Feasibility Stdy	2,805.0	2,704.7	96.4%	-14,795.3	Grants
After School Matters	2,500.0	2,500.0	100.0%	2,442.6	Grant to After School Matters
ROE - School Services	2,225.1	2,225.1	100.0%	-617,722.1	Formula - ROE Operations
Title VI-Flex. & Acct Rural Education	2,000.0	1,028.8	51.4%	1,028.8	Grants to school districts
ONPAR	2,000.0	0.0	0.0%	-11,014.3	Grant
Standards Assessment & Acct	1,834.8	1,834.8	0.0%	1,659.6	Grants for K-6 Arts, Learn Improve, Learning Standards, Student/Teacher Assessment
Agriculture Education	1,800.0	1,799.9	100.0%	1,052.3	Grants to school districts
Technology for Success -State	1,777.0	1,776.3	100.0%	-3,092.3	Grants
Mat'ls for the Visually Impaired	1,421.1	1,421.1	100.0%	-18,861.6	Targeted Init. - with The Chicago Lighthouse for People who are Blind or Visually Impaired
Temporary Relocation	1,400.0	0.0	0.0%	0.0	Formula grants for school emergency relocation
Teach America	1,225.0	1,225.0	100.0%	-88.6	Grant to Teach for America-Chicago
Lowest Performing Schools	1,002.8	1,002.8	100.0%	1,002.8	Grants to lowest performing schools
Nat'l Board Certification	1,000.0	571.3	57.1%	-1,160.4	Grants
IL Coalition IM/RF Parent Mentor	1,000.0	1,000.0	100.0%	-456,292.4	Grant to the Illions Coalition Immigrant and Refugee Rights Parent Mentor Program
Emergency Financial Assistance	1,000.0	67.1	6.7%	67.1	Formula and loans to school districts
Recording - Blind and Dyslexic	816.6	816.6	100.0%	797.9	Grant to increase achievement of students with visual impairments
Longitudinal Data System - DOE	685.0	0.0	0.0%	-35,228.7	Grants
Advanced Placement Classes/State	527.0	527.0	100.0%	-62,686.0	Grants
Arts & Foreign Language	500.0	500.0	100.0%	-2,938.8	Grants
Learn & Serve America	500.0	175.2	0.0%	-1,986.5	Competitive grants
Title IV - Safe and Drug Free	500.0	18.7	3.7%	18.7	Formula
IDEA - Bellefaire	500.0	452.7	90.5%	-12,370.7	Grants to legislated school districts for reimbursement of excess cost
Deaf/Blind	500.0	324.9	65.0%	-799.2	Grant to Philip J. Rock Center
Striving Readers	499.1	0.0	0.0%	-395,104.3	Grants

	<u>Funded Amount</u>	<u>Expended Year to Date</u>	<u>% Spent Year to Date</u>	<u>July Expenditures</u>	<u>Description</u>
Children's Mental Health Partner	300.0	300.0	100.0%	-152.7	Grants
Tax Equivalent Grants	222.6	222.6	100.0%	-77.2	Grants
After School Rescue Fund	200.0	0.0	0.0%	-36,198.8	Grants to Schools for After School Programs
Autism Training & Tech Assist.	100.0	100.0	100.0%	100.0	Grants to the IL Autism Training & Tech Assistance Program
Voc Ed - Federal Tech Prep	100.0	0.0	0.0%	0.0	Grants - assists students in achieving learning/occupational skills standards
Technology Literacy - ARRA	100.0	0.0	0.0%	-33,487.6	Competitive - federal Stimulus
ROE Bus Driver Training	70.0	70.0	100.0%	70.0	ROE Bus Driver Training
Charter Schools-Rev Loan Fund	20.0	0.0	0.0%	0.0	Other/Repayment of loans
Teachers/Admin. Mentoring	0.0	0.0	0.0%	-1,181.6	Grants
Principal Mentoring Program	0.0	0.0	0.0%	0.0	Grants

ILLINOIS STATE BOARD OF EDUCATION
Comparative Statement of Expenditures to Date (July 31, 2013)
Fiscal Years 2013 and 2012

	FY13				FY12			
	Appropriation Amount	Expenditures to Date (Direct)	Federal Indirect Cost Recovery Expenditures	Percentage to Date	Appropriation Amount	Expenditures to Date (Direct)	Federal Indirect Cost Recovery Expenditures	Percentage to Date
All Funds								
Personal Services and Related Expenditures	\$ 49,371,790	\$ 35,021,818	\$ 1,358,690	73.69%	\$ 48,993,447	\$ 36,254,758	\$ 2,039,247	74.00%
Contractual Services	32,161,163	14,026,999	635,663	45.59%	29,246,970	11,328,384	536,970	38.73%
Travel	2,351,864	1,018,980	45,614	45.27%	2,282,921	867,581	20,471	38.00%
Commodities	537,511	140,448	56,211	36.59%	509,372	85,722	28,072	16.83%
Printing	592,564	56,575	29,864	14.59%	549,060	27,515	21,360	5.01%
Equipment	1,271,927	277,588	139,727	32.81%	1,029,821	398,604	106,621	38.71%
Telecommunications	978,506	264,283	179,506	45.35%	899,435	293,160	106,635	32.59%
Operation of Automotive Equipment	25,333	23,552	1,533	92.97%	23,800	15,658	-	65.79%
Lump Sums	75,388,693	44,001,200	-	58.37%	69,276,125	30,065,959	-	43.40%
Sub-total	162,679,352	94,831,443	2,446,809	59.80%	152,810,951	79,337,341	2,859,376	51.92%
Awards and Grants	9,450,543,783	8,498,249,989	-	89.92%	10,363,322,454	8,423,694,068	-	81.28%
Construction Grants	109,125,824	16,792,021	-	15.39%	-	17,334,141	-	0.00%
Total All Funds	\$ 9,722,348,959	\$ 8,609,873,453	\$ 2,446,809	88.58%	\$ 10,516,133,405	\$ 8,520,365,550	\$ 2,859,376	81.02%
General Revenue Fund								
Personal Services and Related Expenditures	\$ 16,745,700	\$ 16,674,660	\$ -	99.58%	\$ 16,755,700	\$ 16,649,222	\$ -	99.36%
Contractual Services	6,000,000	5,390,788	-	89.85%	4,500,000	3,294,375	-	73.21%
Travel	276,250	200,259	-	72.49%	232,450	149,192	-	64.18%
Commodities	71,300	51,340	-	72.01%	71,300	52,547	-	73.70%
Printing	64,700	11,465	-	17.72%	29,700	7,546	-	25.41%
Equipment	132,200	110,850	-	83.85%	207,200	87,710	-	42.33%
Telecommunications	340,000	264,283	-	77.73%	333,800	293,160	-	87.83%
Operation of Automotive Equipment	23,800	23,552	-	98.96%	23,800	15,658	-	65.79%
Lump Sums	30,246,302	29,663,290	-	98.07%	26,946,301	11,869,888	-	44.05%
Sub-total	53,900,252	52,390,486	-	97.20%	49,100,251	32,419,298	-	66.03%
Awards and Grants	2,209,146,283	2,119,509,734	-	95.94%	2,562,813,265	2,484,262,756	-	96.93%
Total General Revenue Fund	\$ 2,263,046,535	\$ 2,171,900,221	\$ -	95.97%	\$ 2,611,913,516	\$ 2,516,682,054	\$ -	96.35%
Other State Funds								
Personal Services and Related Expenditures	-	-	-	0.00%	822,400	445,630	-	-
Lump Sums	23,808,900	4,221,032	-	17.73%	21,408,900	4,044,556	-	18.89%
Sub-total	23,808,900	4,221,032	-	17.73%	22,231,300	4,490,186	-	20.20%
Awards and Grants	4,323,697,500	4,316,525,484	-	99.83%	4,208,154,189	4,168,818,310	-	99.07%
Construction Grants	109,125,824	16,792,021	-	-	101,459,964	17,334,141	-	0.00%
Total Other State Funds	\$ 4,456,632,224	\$ 4,337,538,536	\$ -	97.33%	\$ 4,331,845,453	\$ 4,190,642,637	\$ -	96.74%
Federal Funds								
Personal Services and Related Expenditures	\$ 31,267,400	\$ 18,347,158	\$ -	58.68%	\$ 29,376,100	\$ 19,159,906	\$ -	65.22%
Contractual Services	25,525,500	8,636,211	-	33.83%	24,210,000	8,034,009	-	33.18%
Travel	2,030,000	818,721	-	40.33%	2,030,000	718,389	-	35.39%
Commodities	410,000	89,108	-	21.73%	410,000	33,175	-	8.09%
Printing	498,000	45,110	-	9.06%	498,000	19,969	-	4.01%
Equipment	1,000,000	166,739	-	16.67%	716,000	310,894	-	43.42%
Telecommunications	459,000	-	-	0.00%	459,000	-	-	0.00%
Lump Sums	23,780,300	12,563,689	-	52.83%	23,780,300	17,010,891	-	71.53%
Sub-total	84,970,200	40,666,734	-	47.86%	81,479,400	45,287,233	-	55.58%
Awards and Grants	2,917,700,000	2,062,214,771	-	70.68%	3,592,355,000	1,770,613,002	-	49.29%
Total Federal Funds	\$ 3,002,670,200	\$ 2,102,881,505	\$ -	70.03%	\$ 3,673,834,400	\$ 1,815,900,235	\$ -	49.43%

**ILLINOIS STATE BOARD OF EDUCATION
18-MONTH HEADCOUNT HISTORY
(AS OF JULY 2013)**

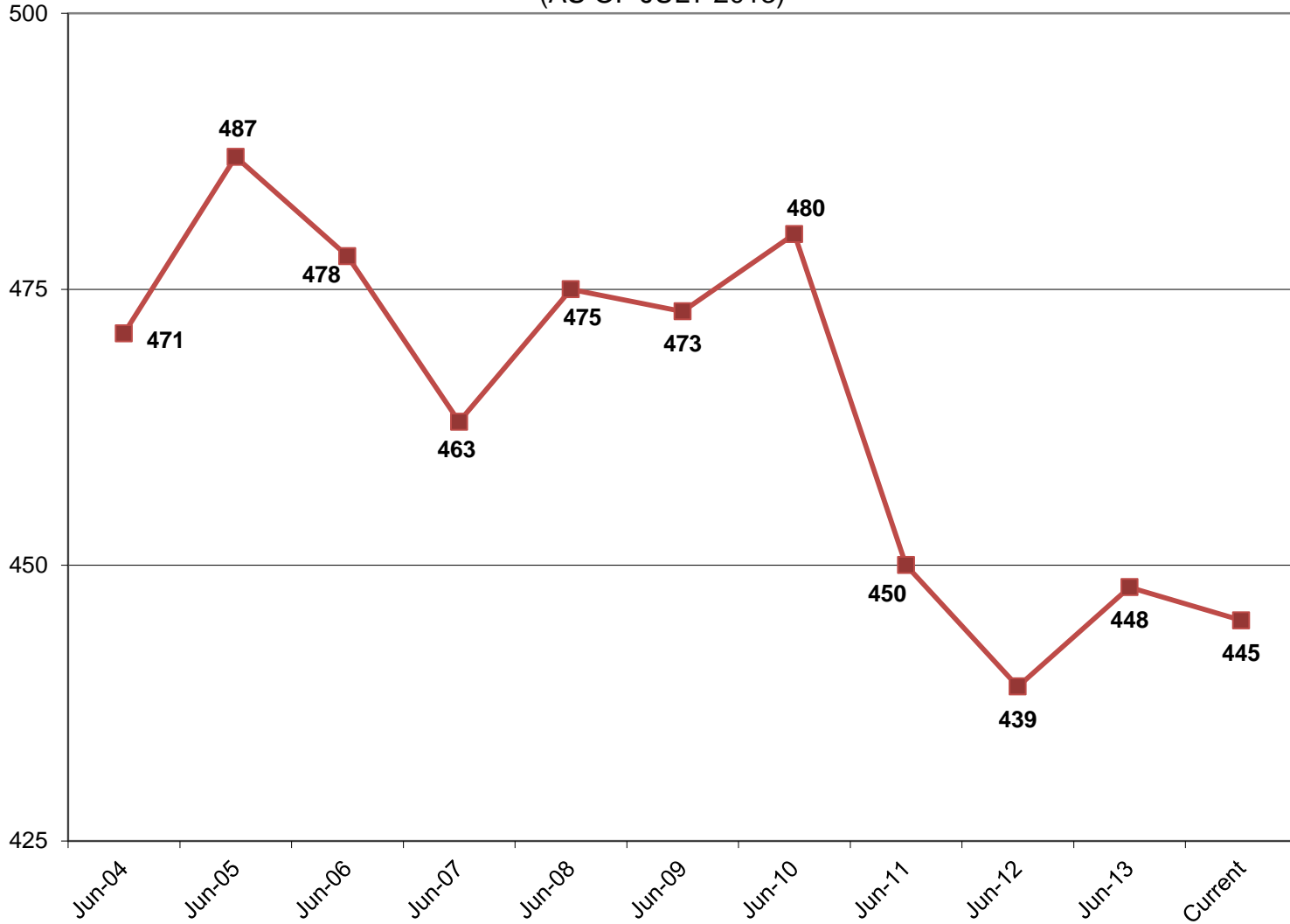


**ILLINOIS STATE BOARD OF EDUCATION
AGENCY STAFF DETAIL AS OF JULY 2013**

	Mgmt.	Prof.	Support	GRF	Non-GRF	Total
STATE SUPERINTENDENT						
State Superintendent's Office	<u>1</u>	<u>2</u>	<u>0</u>	<u>3</u>	<u>0</u>	<u>3</u>
Sub-Total	1	2	0	3	0	3
GENERAL COUNSEL						
Legal	4	14	2	16	4	20
Governmental Relations	<u>0</u>	<u>2</u>	<u>0</u>	<u>2</u>	<u>0</u>	<u>2</u>
Sub-Total	4	16	2	18	4	22
DEPUTY SUPERINTENDENT/ DIRECTOR OF PUBLIC INFORMATION						
Center Administration	1	0	1	2	0	2
Board Services	0	1	1	2	0	2
Public Information	<u>1</u>	<u>4</u>	<u>1</u>	<u>5</u>	<u>1</u>	<u>6</u>
Sub-Total	2	5	3	9	1	10
INTERNAL AUDIT						
Center Administration	1	4	1	4	2	6
Federal and State Monitoring	<u>1</u>	<u>17</u>	<u>2</u>	<u>12</u>	<u>8</u>	<u>20</u>
Sub-Total	2	21	3	16	10	26
DEPUTY SUPERINTENDENT/ CHIEF EDUCATION OFFICER						
Center Administration	<u>1</u>	<u>0</u>	<u>1</u>	<u>2</u>	<u>0</u>	<u>2</u>
Sub-Total	1	0	1	2	0	2
INNOVATION AND IMPROVEMENT						
Center Administration	1	0	1	0	2	2
College and Career Readiness	2	13	1	7	9	16
Title Grant Administration	1	12	3	3	13	16
System of Support & District Intervention	<u>1</u>	<u>5</u>	<u>2</u>	<u>1</u>	<u>7</u>	<u>8</u>
Sub-Total	5	30	7	11	31	42
SPECIALIZED INSTRUCTION, NUTRITION & WELLNESS						
Center Administration	1	0	1	0	2	2
Special Education Services	2	55	6	7	56	63
Nutrition and Wellness Programs	<u>1</u>	<u>35</u>	<u>3</u>	<u>0</u>	<u>39</u>	<u>39</u>
Sub-Total	4	90	10	7	97	104
LANGUAGE & EARLY CHILDHOOD DEVELOPMENT						
Center Administration	1	0	1	2	0	2
Early Childhood	1	8	2	8	3	11
English Language Learning	<u>1</u>	<u>9</u>	<u>1</u>	<u>7</u>	<u>4</u>	<u>11</u>
Sub-Total	3	17	4	17	7	24
DIRECTOR OF ASSESSMENTS						
Assessment	<u>2</u>	<u>12</u>	<u>2</u>	<u>12</u>	<u>4</u>	<u>16</u>
Sub-Total	2	12	2	12	4	16
TEACHER AND LEADER EFFECTIVENESS						
Center Administration	0	0	0	0	0	0
Educator Licensure	1	11	14	3	23	26
Preparation and Evaluation	<u>1</u>	<u>3</u>	<u>3</u>	<u>7</u>	<u>0</u>	<u>7</u>
Sub-Total	2	14	17	10	23	33

	Mgmt.	Prof. Support	GRF	Non-GRF	Total	
CHIEF OPERATING OFFICER						
Center Administration	1	0	1	2	0	2
Human Resources	2	5	4	9	2	11
Facility Management	1	3	12	15	1	16
Information Technology	<u>4</u>	<u>46</u>	<u>4</u>	<u>49</u>	<u>5</u>	<u>54</u>
Sub-Total	8	54	21	75	8	83
CHIEF PERFORMANCE OFFICER						
Center Administration	4	4	2	6	4	10
Data Analysis and Accountability	<u>1</u>	<u>5</u>	<u>1</u>	<u>4</u>	<u>3</u>	<u>7</u>
Sub-Total	5	9	3	10	7	17
CHIEF FINANCIAL OFFICER						
Center Administration	1	0	1	2	0	2
Budget & Financial Management	0	3	0	2	1	3
Fiscal & Procurement Services	1	10	2	12	1	13
Funding and Disbursements	2	19	7	13	15	28
School Business Services	<u>2</u>	<u>13</u>	<u>2</u>	<u>16</u>	<u>1</u>	<u>17</u>
Sub-Total	6	45	12	45	18	63
GRAND TOTAL, ALL CENTERS	45	315	85	235	210	445
	10%	71%	19%	53%	47%	100%

**ILLINOIS STATE BOARD OF EDUCATION
10-yr HEADCOUNT HISTORY
(AS OF JULY 2013)**



Illinois State Board of Education
 Contract Awards
 July 1, 2013 through July 31, 2013

Vendor	Illinois Procurement Bulletin Award Notice	Type of Award	Term	Contract Term Amount
IL Dept of Agriculture / IL Dept of Public Health	n/a	Intergovernmental Agreement Renewal	7/25/13-6/30/18	\$ 300,000.00
LASALLE-PERU TOWNSHIP HIGH	n/a	Grant	7/1/13-7/1/13	\$ 50,000.00
WABASH CUSD 348	n/a	Grant	7/1/13-7/1/13	\$ 24,992.50
KEWANEE CUSD 229	n/a	Grant	7/1/13-7/1/13	\$ 50,000.00
COUNTY OF WAYNE	n/a	Grant	7/1/13-7/1/13	\$ 15,194.19
SOUTH PEKIN SD 137	n/a	Grant	7/1/13-7/1/13	\$ 12,500.00
OHIO COMM CONS SD 17	n/a	Grant	7/1/13-7/1/13	\$ 50,000.00
DISTRICT 50 SCHOOLS	n/a	Grant	7/1/13-7/1/13	\$ 17,822.38
THOMPSONVILLE COMMUNITY UNIT	n/a	Grant	7/1/13-7/1/13	\$ 37,400.00
MARSEILLES ESD 150	n/a	Grant	7/1/13-7/1/13	\$ 50,000.00
COOK COUNTY HSD 201	n/a	Grant	7/1/13-7/1/13	\$ 48,000.00
COUNTY OF JEFFERSON	n/a	Grant	7/1/13-7/1/13	\$ 5,000.00
EAST PEORIA SD 86	n/a	Grant	7/1/13-7/1/13	\$ 50,000.00
LOCKPORT SD 91	n/a	Grant	7/1/13-7/1/13	\$ 50,000.00
PINCKNEYVILLE SD 50	n/a	Grant	7/1/13-7/1/13	\$ 28,672.00
SOUTHWESTERN CUSD 9	n/a	Grant	7/1/13-7/1/13	\$ 50,000.00
OGLESBY ESD 125	n/a	Grant	7/1/13-7/1/13	\$ 50,000.00
ST JOSEPH OGDEN CHSD305	n/a	Grant	7/1/13-7/1/13	\$ 50,000.00
CRESTON CCSD 161	n/a	Grant	7/1/13-7/1/13	\$ 50,000.00
BELLEVILLE SD 118	n/a	Grant	7/1/13-7/1/13	\$ 50,000.00
BOND COUNTY 2	n/a	Grant	7/1/13-7/1/13	\$ 50,000.00
DOLTON CUSD 149	n/a	Grant	7/1/13-7/1/13	\$ 50,000.00
PLEASANT VALLEY SD 62	n/a	Grant	7/1/13-7/1/13	\$ 15,213.00

JOLIET PUBLIC SCH DIST 86	n/a	Grant	7/1/13-7/1/13	\$ 50,000.00
SIGNAL HILL SD 181	n/a	Grant	7/1/13-7/1/13	\$ 50,000.00
ASTORIA CUSD 1	n/a	Grant	7/1/13-7/1/13	\$ 50,000.00
ARMSTRONG-ELLIS CSD 61	n/a	Grant	7/1/13-7/1/13	\$ 50,000.00
MIDWEST CENTRAL CUD 191	n/a	Grant	7/1/13-7/1/13	\$ 50,000.00
LANSING SD 158	n/a	Grant	7/1/13-7/1/13	\$ 50,000.00
EAST ALTON-WOOD RIVER CHSD 14	n/a	Grant	7/1/13-7/1/13	\$ 50,000.00
NASHVILLE CHSD 99	n/a	Grant	7/1/13-7/1/13	\$ 39,900.00
ANNA SD 37	n/a	Grant	7/1/13-7/1/13	\$ 50,000.00
HARDIN CNTY CUD 1	n/a	Grant	7/1/13-7/1/13	\$ 50,000.00
CENTRAL CITY SD 133	n/a	Grant	7/1/13-7/1/13	\$ 23,340.00
HEYWORTH CUSD 4	n/a	Grant	7/1/13-7/1/13	\$ 32,500.00
GILLESPIE CUSD 7	n/a	Grant	7/1/13-7/1/13	\$ 50,000.00
ATWOOD HEIGHTS DISTRICT 125	n/a	Grant	7/1/13-7/1/13	\$ 42,750.00
COMMUNITY UNIT SCHOOL DIST 3	n/a	Grant	7/1/13-7/1/13	\$ 50,000.00
PINCKNEYVILLE CHSD 101	n/a	Grant	7/1/13-7/1/13	\$ 12,400.00
PANA SD 8	n/a	Grant	7/1/13-7/1/13	\$ 4,155.00
WASHINGTON CHSD 308	n/a	Grant	7/1/13-7/1/13	\$ 50,000.00
GIBSON-MELVIN-SIBLEY CUSD 5	n/a	Grant	7/1/13-7/1/13	\$ 50,000.00
WINDSOR CUSD 1	n/a	Grant	7/1/13-7/1/13	\$ 11,443.57
COUNTY OF MACOUPIN CUSD 1	n/a	Grant	7/1/13-7/1/13	\$ 50,000.00
MERIDIAN CUSD 15	n/a	Grant	7/1/13-7/1/13	\$ 50,000.00
PAWNEE COMM UNIT SCHOOL DIST	n/a	Grant	7/1/13-7/1/13	\$ 20,500.00
CENTRAL CUSD 4	n/a	Grant	7/1/13-7/1/13	\$ 50,000.00
CRYSTAL LAKE CCSD 47	n/a	Grant	7/1/13-7/1/13	\$ 50,000.00
FAIRMONT SD 89	n/a	Grant	7/1/13-7/1/13	\$ 50,000.00
OBLONG CUSD 4	n/a	Grant	7/1/13-7/1/13	\$ 23,000.00
MARENGO-UNION ECSD 165	n/a	Grant	7/1/13-7/1/13	\$ 8,295.50
PRAIRIE CENTRAL CUSD 8	n/a	Grant	7/1/13-7/1/13	\$ 39,421.50
CASEY-WESTFIELD CUSD 4C	n/a	Grant	7/1/13-7/1/13	\$ 50,000.00
PRINCETON TWP HSD 500	n/a	Grant	7/1/13-7/1/13	\$ 50,000.00
SPOON RIVER VALLEY CUSD 4	n/a	Grant	7/1/13-7/1/13	\$ 8,000.00
WINTHROP HARBOR SD 1	n/a	Grant	7/1/13-7/1/13	\$ 25,000.00
MCKINLEY SCHOOL	n/a	Grant	7/1/13-7/1/13	\$ 21,600.00

PAXTON BUCKLEY LODA CUSD	n/a	Grant	7/1/13-7/1/13	\$ 35,357.75
ST ELMO CUSD 202	n/a	Grant	7/1/13-7/1/13	\$ 13,450.00
DU QUOIN COMMUNITY UNIT SCHOOL	n/a	Grant	7/1/13-7/1/13	\$ 50,000.00
SCHOOL DISTRICT 143 COOK COUNTY	n/a	Grant	7/1/13-7/1/13	\$ 44,087.50
KANKAKEE SD 111	n/a	Grant	7/1/13-7/1/13	\$ 50,000.00
QUEEN BEE SD 16	n/a	Grant	7/1/13-7/1/13	\$ 50,000.00
COUNTY OF ST CLAIR	n/a	Grant	7/1/13-7/1/13	\$ 22,895.50
LIMESTONE CHSD 310	n/a	Grant	7/1/13-7/1/13	\$ 50,000.00
AKIN CCSD 91	n/a	Grant	7/1/13-7/1/13	\$ 40,500.00
PIKELAND CUSD 10	n/a	Grant	7/1/13-7/1/13	\$ 50,000.00
KINNIKINNICK CCSD131	n/a	Grant	7/1/13-7/1/13	\$ 50,000.00
CHRISTOPHER UNIT SCHOOL DIST 99	n/a	Grant	7/1/13-7/1/13	\$ 50,000.00
TRICO CUSD 176	n/a	Grant	7/1/13-7/1/13	\$ 24,100.00
OAK GROVE SD 68	n/a	Grant	7/1/13-7/1/13	\$ 21,680.00
COMMUNITY CONSOLIDATED SD 17	n/a	Grant	7/1/13-7/1/13	\$ 12,916.08
WALTONVILLE CUSD 1	n/a	Grant	7/1/13-7/1/13	\$ 50,000.00
SUNNYBROOK SCHOOL DIST 171	n/a	Grant	7/1/13-7/1/13	\$ 50,000.00
LEWISTOWN SCHOOL DISTRICT 97	n/a	Grant	7/1/13-7/1/13	\$ 6,720.00
COMMUNITY HS DISTRICT 316	n/a	Grant	7/1/13-7/1/13	\$ 8,400.00
SPARTA CUSD 140	n/a	Grant	7/1/13-7/1/13	\$ 50,000.00
PEARL CITY CUSD 200	n/a	Grant	7/1/13-7/1/13	\$ 50,000.00
CENTRAL COMM HIGH SCHL DIST 71	n/a	Grant	7/1/13-7/1/13	\$ 32,500.00
SHELBYVILLE CUSD 4	n/a	Grant	7/1/13-7/1/13	\$ 50,000.00
GALATIA CUSD 1	n/a	Grant	7/1/13-7/1/13	\$ 50,000.00
CORNELL CCSD 426	n/a	Grant	7/1/13-7/1/13	\$ 15,750.00
WETHERSFIELD CUSD 230	n/a	Grant	7/1/13-7/1/13	\$ 21,060.00
ZEIGLER-ROYALTON CUSD 188	n/a	Grant	7/1/13-7/1/13	\$ 40,500.00
CHESTER CUSD 139	n/a	Grant	7/1/13-7/1/13	\$ 50,000.00
VIENNA PUBLIC SCHOOL DIST 55	n/a	Grant	7/1/13-7/1/13	\$ 41,250.00
MASSAC COUNTY UNIT SCHOOL DIST 1	n/a	Grant	7/1/13-7/1/13	\$ 37,617.76
BOARD OF EDUC SCHOOL DIST 148	n/a	Grant	7/1/13-7/1/13	\$ 50,000.00
THORNTON THSD 205	n/a	Grant	7/1/13-7/1/13	\$ 50,000.00
LENA WINSLOW CUSD 202	n/a	Grant	7/1/13-7/1/13	\$ 50,000.00
ORANGEVILLE SCHOOL DISTRICT 203	n/a	Grant	7/1/13-7/1/13	\$ 50,000.00

SCH DIST 60C	n/a	Grant	7/1/13-7/1/13	\$ 50,000.00
ALBERS SD 63	n/a	Grant	7/1/13-7/1/13	\$ 30,000.00
MARISSA CUSD 40	n/a	Grant	7/1/13-7/1/13	\$ 15,000.00
GAVIN SD 37	n/a	Grant	7/1/13-7/1/13	\$ 8,025.00
WOODLAND CCSD 50	n/a	Grant	7/1/13-7/1/13	\$ 50,000.00
NOKOMIS CUSD 22	n/a	Grant	7/1/13-7/1/13	\$ 36,466.00
SCHOOL DIST NO 102	n/a	Grant	7/1/13-7/1/13	\$ 37,500.00
HARRISON SD 36	n/a	Grant	7/1/13-7/1/13	\$ 50,000.00
LYONS SD 103	n/a	Grant	7/1/13-7/1/13	\$ 50,000.00
MANHATTAN SD 114	n/a	Grant	7/1/13-7/1/13	\$ 50,000.00
ZION-BENTON THSD 126	n/a	Grant	7/1/13-7/1/13	\$ 50,000.00
COWDEN-HERRICK CUSD 3A	n/a	Grant	7/1/13-7/1/13	\$ 6,743.80
NORRIS CITY-OMAHA-ENFIELD CU 3	n/a	Grant	7/1/13-7/1/13	\$ 10,692.50
ROUND LAKE AREA SD 116	n/a	Grant	7/1/13-7/1/13	\$ 48,500.00
GARDNER CCSD 72C	n/a	Grant	7/1/13-7/1/13	\$ 6,000.00
WESTERN COMMUNITY UNIT SD 12	n/a	Grant	7/1/13-7/1/13	\$ 50,000.00
CALUMET CITY SD 155	n/a	Grant	7/1/13-7/1/13	\$ 50,000.00
LIBERTY CUSD 2	n/a	Grant	7/1/13-7/1/13	\$ 22,500.00
SPRING LAKE CCSD 606	n/a	Grant	7/1/13-7/1/13	\$ 1,000.00
BELLEVILLE TWP HSD 201	n/a	Grant	7/1/13-7/1/13	\$ 50,000.00
PRAIRIE CROSSING CHARTER SCHOOL	n/a	Grant	7/1/13-7/1/13	\$ 21,102.50
MORRISON COMMUNITY UNIT SD 6	n/a	Grant	7/1/13-7/1/13	\$ 48,489.33
CHESTER-EAST LINCOLN CCSD 61	n/a	Grant	7/1/13-7/1/13	\$ 50,000.00
MERIDIAN CUSD 101	n/a	Grant	7/1/13-7/1/13	\$ 50,000.00
COOK COUNTY SCHOOL DIST 151	n/a	Grant	7/1/13-7/1/13	\$ 50,000.00
WILLOW GROVE SD 46	n/a	Grant	7/1/13-7/1/13	\$ 9,500.00
NORTH WAMAC SD 186	n/a	Grant	7/1/13-7/1/13	\$ 50,000.00
ASHLEY CCSD 15	n/a	Grant	7/1/13-7/1/13	\$ 50,000.00
ELVERADO CUSD 196	n/a	Grant	7/1/13-7/1/13	\$ 50,000.00
TAMAROA SD 5	n/a	Grant	7/1/13-7/1/13	\$ 7,730.00
ZION ESD 6	n/a	Grant	7/1/13-7/1/13	\$ 50,000.00
STREATOR ELEMENTARY SD 44	n/a	Grant	7/1/13-7/1/13	\$ 7,500.00
SCOTT-MORGAN CUSD 2	n/a	Grant	7/1/13-7/1/13	\$ 27,625.00
EAST MOLINE SD 37	n/a	Grant	7/1/13-7/1/13	\$ 50,000.00

BOARD OF EDUCATION SD 189	n/a	Grant	7/1/13-7/1/13	\$ 50,000.00
WESTVILLE CUSD 2	n/a	Grant	7/1/13-7/1/13	\$ 43,000.00
LASALLE ESD 122	n/a	Grant	7/1/13-7/1/13	\$ 50,000.00
PRAIRIE-HILLS ELEM SD 144	n/a	Grant	7/1/13-7/1/13	\$ 50,000.00
HOYLETON CSD 29	n/a	Grant	7/1/13-7/1/13	\$ 10,000.00
PLEASANT HILL SD 69	n/a	Grant	7/1/13-7/1/13	\$ 3,930.00
HONONEGAH CHSD 207	n/a	Grant	7/1/13-7/1/13	\$ 40,250.00
CANTON UNION SD 66	n/a	Grant	7/1/13-7/1/13	\$ 35,250.00
OTTAWA THSD 140	n/a	Grant	7/1/13-7/1/13	\$ 50,000.00
GALESBURG CUSD 205	n/a	Grant	7/1/13-7/1/13	\$ 50,000.00
GOREVILLE CUD 1	n/a	Grant	7/1/13-7/1/13	\$ 50,000.00
CENTRALIA SD 135	n/a	Grant	7/1/13-7/1/13	\$ 50,000.00
FAIRFIELD PSD 112	n/a	Grant	7/1/13-7/1/13	\$ 49,500.00
COMMUNITY CONSOLIDATED DIST 6	n/a	Grant	7/1/13-7/1/13	\$ 50,000.00
FAIRFIELD CHSD 225	n/a	Grant	7/1/13-7/1/13	\$ 50,000.00
SCHUYLER-INDUSTRY CUSD 5	n/a	Grant	7/1/13-7/1/13	\$ 17,400.00
BENTON CHSD 103	n/a	Grant	7/1/13-7/1/13	\$ 50,000.00
ROCK ISLAND SD 41	n/a	Grant	7/1/13-7/1/13	\$ 50,000.00
MONTMORENCY CCSD 145	n/a	Grant	7/1/13-7/1/13	\$ 16,447.50
EWING NORTHERN CCSD 115	n/a	Grant	7/1/13-7/1/13	\$ 50,000.00
FARRINGTON CCSD 99	n/a	Grant	7/1/13-7/1/13	\$ 50,000.00
LICK CREEK CCSD 16	n/a	Grant	7/1/13-7/1/13	\$ 50,000.00
UNITY POINT CCSD 140	n/a	Grant	7/1/13-7/1/13	\$ 40,380.00
DESOTO CCSD 86	n/a	Grant	7/1/13-7/1/13	\$ 34,800.00
GERMANTOWN SD 60	n/a	Grant	7/1/13-7/1/13	\$ 42,000.00
SILVIS SD 34	n/a	Grant	7/1/13-7/1/13	\$ 20,750.00
EGYPTIAN CUSD 5	n/a	Grant	7/1/13-7/1/13	\$ 50,000.00
COUNTY OF WILL SCHOOL DIST 88	n/a	Grant	7/1/13-7/1/13	\$ 50,000.00
STREATOR TWP HSD 40	n/a	Grant	7/1/13-7/1/13	\$ 50,000.00
COUNTY OF WILL SD90	n/a	Grant	7/1/13-7/1/13	\$ 15,000.00
MENDON CUSD 4	n/a	Grant	7/1/13-7/1/13	\$ 10,362.00
CENTRAL A AND M COMMUNITY UNIT	n/a	Grant	7/1/13-7/1/13	\$ 50,000.00
WEST CARROLL CUSD 314	n/a	Grant	7/1/13-7/1/13	\$ 33,341.00
MT VERNON CITY SCHOOL 80	n/a	Grant	7/1/13-7/1/13	\$ 50,000.00

HARMONY EMGE SD 175	n/a	Grant	7/1/13-7/1/13	\$ 50,000.00
WOODLAWN CCSD 4	n/a	Grant	7/1/13-7/1/13	\$ 22,000.00
BOARD OF EDUCATION SD 100	n/a	Grant	7/1/13-7/1/13	\$ 50,000.00
FREEPORT SD 145	n/a	Grant	7/1/13-7/1/13	\$ 50,000.00
A-C CENTRAL CUSD 262	n/a	Grant	7/1/13-7/1/13	\$ 27,229.50
IRVINGTON CCSD 11	n/a	Grant	7/1/13-7/1/13	\$ 10,000.00
OFALLON COMM CONS 90	n/a	Grant	7/1/13-7/1/13	\$ 50,000.00
COMMUNITY UNIT SCH DIST NO 1	n/a	Grant	7/1/13-7/1/13	\$ 50,000.00
COOK CO BD OF ED 89	n/a	Grant	7/1/13-7/1/13	\$ 50,000.00
SULLIVAN C U SCHOOL DIST 300	n/a	Grant	7/1/13-7/1/13	\$ 50,000.00
CARTERVILLE CUSD 5	n/a	Grant	7/1/13-7/1/13	\$ 50,000.00
VENICE CUSD 3	n/a	Grant	7/1/13-7/1/13	\$ 42,500.00
EAST RICHLAND CUSD 1	n/a	Grant	7/1/13-7/1/13	\$ 50,000.00
ANNA JONESBORO CHSD 81	n/a	Grant	7/1/13-7/1/13	\$ 50,000.00
ROCK FALLS ESD 13	n/a	Grant	7/1/13-7/1/13	\$ 50,000.00
RED HILL CUSD 10	n/a	Grant	7/1/13-7/1/13	\$ 50,000.00
ROSSVILLE-ALVIN CSD 7	n/a	Grant	7/1/13-7/1/13	\$ 50,000.00
LITCHFIELD CUD 12	n/a	Grant	7/1/13-7/1/13	\$ 50,000.00
ROCKTON SD 140	n/a	Grant	7/1/13-7/1/13	\$ 50,000.00
COMMUNITY UNIT SCHOOL DIST 50	n/a	Grant	7/1/13-7/1/13	\$ 36,000.00
HOOPESTON AREA CUSD 11	n/a	Grant	7/1/13-7/1/13	\$ 24,236.00
POTOMAC CUSD 10	n/a	Grant	7/1/13-7/1/13	\$ 50,000.00
WAYNE CITY CUSD 100	n/a	Grant	7/1/13-7/1/13	\$ 30,250.00
MILLSTADT CCSD 160	n/a	Grant	7/1/13-7/1/13	\$ 50,000.00
CARROLLTON CUSD 1	n/a	Grant	7/1/13-7/1/13	\$ 37,500.00
NEW HOLLAND MIDDLETOWN EDS 88	n/a	Grant	7/1/13-7/1/13	\$ 48,208.50
PERU PUBLIC SCHOOLS	n/a	Grant	7/1/13-7/1/13	\$ 25,000.00
COMMUNITY CONS DIST 204	n/a	Grant	7/1/13-7/1/13	\$ 36,300.00
PONTIAC TWP HSD 90	n/a	Grant	7/1/13-7/1/13	\$ 50,000.00
BUSHNELL PRAIRIE CITY CUSD 170	n/a	Grant	7/1/13-7/1/13	\$ 14,213.50
ILLINI CENTRAL SCHOOL DIST 189	n/a	Grant	7/1/13-7/1/13	\$ 50,000.00
NORTH WAYNE CUSD 200	n/a	Grant	7/1/13-7/1/13	\$ 50,000.00
MT OLIVE CUSD 5	n/a	Grant	7/1/13-7/1/13	\$ 50,000.00
ARCOLA CUSD 306	n/a	Grant	7/1/13-7/1/13	\$ 49,800.00

KINGS CSD 144	n/a	Grant	7/1/13-7/1/13	\$ 8,120.00
OHIO CHSD 505	n/a	Grant	7/1/13-7/1/13	\$ 50,000.00
HAVANA CUSD 126	n/a	Grant	7/1/13-7/1/13	\$ 45,000.00
CLAY CITY CUSD 10	n/a	Grant	7/1/13-7/1/13	\$ 23,500.00
PROPHETSTOWN-LYNDON CUSD 3	n/a	Grant	7/1/13-7/1/13	\$ 50,000.00
PRINCETON ELEM SD 115	n/a	Grant	7/1/13-7/1/13	\$ 50,000.00
SALEM SD 111	n/a	Grant	7/1/13-7/1/13	\$ 50,000.00
CATLIN CUSD 5	n/a	Grant	7/1/13-7/1/13	\$ 9,000.00
DECATUR SD 61	n/a	Grant	7/1/13-7/1/13	\$ 25,000.00
ARMSTRONG TWP HSD 225	n/a	Grant	7/1/13-7/1/13	\$ 50,000.00
FULTON COUNTY CUSD 3	n/a	Grant	7/1/13-7/1/13	\$ 41,220.00
POPE CO CUD 1	n/a	Grant	7/1/13-7/1/13	\$ 7,500.00
GARDNER S WILMINGTON THSD 73	n/a	Grant	7/1/13-7/1/13	\$ 21,000.00
CARBONDALE CHSD 165	n/a	Grant	7/1/13-7/1/13	\$ 50,000.00
SOUTH CENTRAL CUSD 401	n/a	Grant	7/1/13-7/1/13	\$ 50,000.00
COOK COUNTY	n/a	Grant	7/1/13-7/1/13	\$ 50,000.00
BURBANK SCHOOL DISTRICT 111	n/a	Grant	7/1/13-7/1/13	\$ 48,500.00

Description

IPDH and IDOA will provide training to warehouse personnel and school food service personnel for the Federal donated commodities programs.

School Maintenance Grant

School Maintenance Grant

School Maintenance Grant

School Maintenance Grant

School Maintenance Grant

School Maintenance Grant

School Maintenance Grant

School Maintenance Grant

School Maintenance Grant

School Maintenance Grant

School Maintenance Grant

School Maintenance Grant

School Maintenance Grant

School Maintenance Grant

School Maintenance Grant

School Maintenance Grant

School Maintenance Grant

School Maintenance Grant

School Maintenance Grant

School Maintenance Grant

School Maintenance Grant

School Maintenance Grant

**ILLINOIS STATE BOARD OF EDUCATION
FUNDING AND DISBURSEMENT SERVICES DIVISION
100 NORTH FIRST STREET, SPRINGFIELD, IL 62777**

Approved Grants Less Than 1 Million

Thru Date:(07/01/2013-07/31/2013)

Program: 2013 - 3220, Career & Technical Ed Improvement (CTEI)

<u>RCDT</u>	<u>District Name</u>	<u>City</u>	<u>Budget Amt</u>	<u>Approval Date</u>
01-001-1720-46(00)	WEST CENTRAL REGION - EFE 24	QUINCY	\$431,839	07/18/2013
06-016-2010-46(00)	MORTON REG DELIVERY SYST-EFE	CICERO	\$214,058	07/26/2013
06-016-2120-46(00)	DES PLAINES VALLEY EFE 030	RIVER GROVE	\$505,073	07/29/2013
08-089-7230-45(00)	CAREER AND TECHNICAL EDUC CONS	FREEMONT	\$248,407	07/03/2013
09-010-0080-46(00)	CHAMPAIGN-FORD EFE SYSTEM	CHAMPAIGN	\$460,225	07/24/2013
11-015-7350-45(00)	EASTERN ILLINOIS SYSTEM-EFE	MATTOON	\$750,799	07/30/2013
32-000-0000-46(00)	KANKAKEE AREA REG SYSTEM-EFE	BOURBONNAIS	\$808,721	07/02/2013
38-000-0000-46(00)	LINCOLN LAND REG DEL SYST-EFE	LINCOLN	\$245,166	07/23/2013
44-000-0000-46(00)	MCHENRY COUNTY CO-OP - EFE 1	WOODSTOCK	\$532,192	07/26/2013
46-009-7000-45(00)	TWO RIVERS CAREER EDUCATION	BEARDSTOWN	\$227,615	07/23/2013
50-082-7460-45(00)	ST CLAIR CTY-BAC REG VOC SYS	BELLEVILLE	\$509,990	07/30/2013
53-000-0000-46(00)	TAZEWELL COUNTY DEL SYST-EFE	PEKIN	\$546,621	07/23/2013
60-105-4280-30(00)	JUVENILE JUSTICE DEPT OF	SPRINGFIELD	\$84,247	07/09/2013
			\$5,564,953	

Program: 2013 - 3235, Agriculture Education

<u>RCDT</u>	<u>District Name</u>	<u>City</u>	<u>Budget Amt</u>	<u>Approval Date</u>
26-062-5440-51(01)	WESTERN ILLINOIS UNIVERSITY	MACOMB	\$13,700	07/11/2013
56-099-5250-51(01)	JOLIET COLLEGE DISTRICT 525	JOLIET	\$14,000	07/11/2013
			\$27,700	

Program: 2013 - 3305, Bilingual Ed. - T.P.I. & T.B.E.

<u>RCDT</u>	<u>District Name</u>	<u>City</u>	<u>Budget Amt</u>	<u>Approval Date</u>
05-016-2070-17(00)	MAINE TWP HSD 207	PARK RIDGE	\$155,743	07/10/2013
05-016-2190-17(00)	NILES TWP CHSD 219	SKOKIE	\$163,215	07/23/2013
06-016-0840-02(00)	FRANKLIN PARK SD 84	FRANKLIN PARK	\$136,045	07/10/2013
06-016-0845-02(00)	RHODES SD 84-5	RIVER GROVE	\$76,823	07/11/2013
06-016-0870-02(00)	BERKELEY SD 87	BERKELEY	\$517,165	07/29/2013
07-016-1100-02(00)	CENTRAL STICKNEY SD 110	CHICAGO	\$25,819	07/05/2013
07-016-1435-02(00)	POSEN-ROBBINS ELEM SD 1435	POSEN	\$180,028	07/12/2013
07-016-1470-02(00)	W HARVEY-DIXMOOR PUB SD 147	HARVEY	\$58,007	07/02/2013
07-016-1610-02(00)	FLOSSMOOR SD 161	FLOSSMOOR	\$25,006	07/18/2013
07-016-1940-02(00)	STEGER SD194	STEGER	\$40,995	07/11/2013
17-064-0050-26(00)	MCLEAN COUNTY UD 5	NORMAL	\$129,177	07/08/2013
27-094-2380-26(00)	MONMOUTH-ROSEVILLE CUSD 238	MONMOUTH	\$58,910	07/08/2013
28-006-1030-22(00)	DEPUE CUSD 103	DEPUE	\$67,427	07/11/2013
32-046-1110-25(00)	KANKAKEE SD 111	KANKAKEE	\$258,188	07/02/2013
34-049-1870-26(00)	NORTH CHICAGO SD 187	NORTH CHICAG	\$383,041	07/02/2013
35-050-2890-04(00)	MENDOTA COMMUNITY CONS SD 289	MENDOTA	\$60,421	07/11/2013
41-057-0100-26(00)	COLLINSVILLE CUSD 10	COLLINSVILLE	\$140,828	07/02/2013
44-063-0190-24(00)	ALDEN HEBRON SD 19	HEBRON	\$14,040	07/02/2013
44-063-0470-04(00)	CRYSTAL LAKE CCSD 47	CRYSTAL LAKE	\$260,452	07/11/2013
44-063-0500-26(00)	HARVARD CUSD 50	HARVARD	\$421,277	07/09/2013
56-099-1610-02(00)	SUMMIT HILL SD 161	FRANKFORT	\$30,072	07/10/2013
56-099-2020-22(00)	PLAINFIELD SD 202	PLAINFIELD	\$631,324	07/09/2013
56-099-365U-26(00)	VALLEY VIEW CUSD 365U	ROMEOVILLE	\$817,240	07/09/2013
			\$4,651,243	

**ILLINOIS STATE BOARD OF EDUCATION
FUNDING AND DISBURSEMENT SERVICES DIVISION
100 NORTH FIRST STREET, SPRINGFIELD, IL 62777**

Approved Grants Less Than 1 Million

Thru Date:(07/01/2013-07/31/2013)

Program: 2013 - 3705, Early Childhood - Block Grant

<u>RCDT</u>	<u>District Name</u>	<u>City</u>	<u>Budget Amt</u>	<u>Approval Date</u>
02-002-0010-22(00)	CAIRO SD 1	CAIRO	\$304,029	07/24/2013
02-002-0010-22(01)	CAIRO SD 1	CAIRO	\$82,304	07/26/2013
04-101-2050-25(01)	SCHOOL DIST 205 BOARD OF	ROCKFORD	\$638,313	07/30/2013
06-016-0845-02(00)	RHODES SD 84-5	RIVER GROVE	\$115,870	07/02/2013
06-016-0890-02(00)	COOK CO BD OF ED 89	MELROSE PARK	\$441,408	07/25/2013
07-016-1550-02(00)	CALUMET CITY SD 155	CALUMET CITY	\$331,056	07/18/2013
10-068-0020-26(00)	PANHANDLE COMM UNIT SCH DIST	RAYMOND	\$110,352	07/02/2013
12-013-0350-26(01)	FLORA CUSD 35	FLORA	\$70,666	07/02/2013
13-000-0000-00(00)	REGIONAL OFFICE OF EDUCATION13	CARLYLE	\$882,816	07/21/2013
15-016-575P-00(01)	CHINESE AMERICAN SERV LEAGUE	CHICAGO	\$128,744	07/25/2013
19-022-0020-02(00)	BENSENVILLE ELEM SCH DIST 2	BENSENVILLE	\$222,538	07/29/2013
26-000-0000-00(01)	REGIONAL OFFICE OF EDUCATION26	MACOMB	\$286,166	07/26/2013
26-034-3470-04(00)	LA HARPE COMMUNITY SCHOOL	LA HARPE	\$60,343	07/17/2013
26-062-1030-26(00)	WEST PRAIRIE CUSD 103	COLCHESTER	\$137,720	07/10/2013
34-049-0060-02(00)	ZION ESD 6	ZION	\$622,398	07/11/2013
48-000-0000-00(00)	REGIONAL OFFICE OF EDUCATION48	PEORIA	\$165,804	07/27/2013
50-082-088P-00(00)	SMART START LEARNING CENTER INC	BELLEVILLE	\$110,352	07/03/2013
65-108-8990-51(01)	EASTER SEALS JOLIET REGION INC	JOLIET	\$423,016	07/30/2013
			\$5,133,895	

Program: 2013 - 3780, Technology for Success

<u>RCDT</u>	<u>District Name</u>	<u>City</u>	<u>Budget Amt</u>	<u>Approval Date</u>
09-000-0000-00(00)	REGIONAL OFFICE OF EDUCATION09	RANTOUL	\$207,613	07/08/2013
			\$207,613	

Program: 2013 - 3961, Advanced Placement Classes-State Grant

<u>RCDT</u>	<u>District Name</u>	<u>City</u>	<u>Budget Amt</u>	<u>Approval Date</u>
19-022-2010-26(00)	COMMUNITY UNIT SCHOOL DIST 201	WESTMONT	\$47,900	07/02/2013
44-063-2000-26(00)	COMMUNITY UNIT SCHOOL DIST 200	WOODSTOCK	\$50,000	07/26/2013
			\$97,900	

Program: 2013 - 3999, Other State Programs

<u>RCDT</u>	<u>District Name</u>	<u>City</u>	<u>Budget Amt</u>	<u>Approval Date</u>
40-000-0000-00(00)	REGIONAL OFFICE OF EDUCATION40	CARLINVILLE	\$3,400	07/09/2013
			\$3,400	

Program: 2013 - 4107, Title VI - Rural Education Initiative

<u>RCDT</u>	<u>District Name</u>	<u>City</u>	<u>Budget Amt</u>	<u>Approval Date</u>
32-038-0090-26(00)	IROQUOIS COUNTY CUSD 9	WATSEKA	\$20,026	07/24/2013
			\$20,026	

Program: 2013 - 4300, Title I - Low Income

<u>RCDT</u>	<u>District Name</u>	<u>City</u>	<u>Budget Amt</u>	<u>Approval Date</u>
02-002-0010-22(00)	CAIRO SD 1	CAIRO	\$824,364	07/29/2013
02-061-0380-26(00)	JOPPA-MAPLE GROVE UD 38	JOPPA	\$254,234	07/01/2013
02-077-1000-26(00)	CENTURY CUSD 100	ULLIN	\$155,801	07/11/2013
03-025-0400-26(00)	EFFINGHAM CUSD 40	EFFINGHAM	\$526,734	07/01/2013
03-025-0500-26(00)	COMMUNITY UNIT SCHOOL DIST 50	TEUTOPOLIS	\$151,579	07/29/2013

**ILLINOIS STATE BOARD OF EDUCATION
FUNDING AND DISBURSEMENT SERVICES DIVISION
100 NORTH FIRST STREET, SPRINGFIELD, IL 62777**

Approved Grants Less Than 1 Million

Thru Date:(07/01/2013-07/31/2013)

03-026-2020-26(00)	ST ELMO CUSD 202	SAINT ELMO	\$246,746	07/01/2013
03-026-2030-26(00)	VANDALIA CUSD 203	VANDALIA	\$636,721	07/29/2013
05-016-0230-02(00)	PROSPECT HEIGHTS SD 23	PROSPECT HTS	\$152,649	07/01/2013
05-016-0310-02(00)	WEST NORTHFIELD SD 31	NORTHBROOK	\$152,995	07/03/2013
05-016-0370-02(00)	AVOCA SCHOOL DIST 37	WILMETTE	\$60,653	07/19/2013
05-016-0620-04(00)	COMMUNITY CONS SCH DIST 62	DES PLAINES	\$996,868	07/18/2013
05-016-0630-02(00)	EAST MAINE SD 63	DES PLAINES	\$979,536	07/17/2013
05-016-0680-02(00)	SKOKIE SD 68	SKOKIE	\$408,594	07/08/2013
05-016-2190-17(00)	NILES TWP CHSD 219	SKOKIE	\$725,592	07/16/2013
05-016-2250-17(00)	NORTHFIELD THSD 225	GLENVIEW	\$349,489	07/11/2013
06-016-0870-02(00)	BERKELEY SD 87	BERKELEY	\$727,543	07/24/2013
06-016-2040-17(00)	LYONS TWP HSD 204	LA GRANGE	\$359,178	07/24/2013
07-016-1275-02(00)	CHICAGO RIDGE SD 1275	CHICAGO RIDGE	\$789,448	07/08/2013
07-016-1330-02(00)	COOK COUNTY SCHOOL DISTRICT 133	RIVERDALE	\$487,133	07/02/2013
07-016-1435-02(00)	POSEN-ROBBINS ELEM SD 1435	POSEN	\$831,202	07/23/2013
07-016-1510-02(00)	COOK COUNTY SCHOOL DIST 151	SOUTH HOLLAN	\$584,638	07/29/2013
07-016-1525-02(00)	HAZEL CREST SD 152-5	HAZEL CREST	\$616,118	07/16/2013
07-016-1600-02(00)	COUNTRY CLUB HILLS SD 160	COUNTRY CLUB H	\$422,307	07/10/2013
07-016-1630-02(00)	PARK FOREST SD 163	PARK FOREST	\$799,327	07/01/2013
07-016-1720-02(00)	SANDRIDGE SD 172	CHICAGO HEIGH	\$198,286	07/24/2013
07-016-1940-02(00)	STEGER SD194	STEGER	\$364,804	07/02/2013
07-016-2200-17(00)	REAVIS TWP HSD 220	BURBANK	\$498,774	07/16/2013
11-012-002C-26(00)	MARSHALL CUSD 2C	MARSHALL	\$233,892	07/22/2013
11-015-0010-26(00)	CHARLESTON CUSD 1	CHARLESTON	\$627,271	07/15/2013
11-015-0050-26(00)	COUNTY OF COLE	OAKLAND	\$169,264	07/08/2013
11-021-3010-26(00)	TUSCOLA CUSD 301	TUSCOLA	\$85,616	07/08/2013
11-023-0010-26(00)	SHILOH CUSD 1	HUME	\$137,622	07/10/2013
11-023-0040-26(00)	COMMUNITY UNIT SCHOOL DIST 4	PARIS	\$75,383	07/23/2013
12-051-0200-26(00)	COMMUNITY UNIT SCHOOL DIST NO 20	LAWRENCEVILL	\$385,072	07/29/2013
12-080-0010-26(00)	EAST RICHLAND CUSD 1	OLNEY	\$537,756	07/09/2013
13-095-0150-04(00)	ASHLEY CCSD 15	ASHLEY	\$50,319	07/30/2013
17-053-006J-26(00)	TRI- POINT CUSD 6-J	KEMPTON	\$92,444	07/29/2013
19-022-0020-02(00)	BENSENVILLE ELEM SCH DIST 2	BENSENVILLE	\$387,961	07/16/2013
19-022-0160-02(00)	QUEEN BEE SD 16	GLENDALE HTS	\$267,877	07/24/2013
19-022-0200-02(00)	KEENEYVILLE SD 20	HANOVER PARK	\$216,716	07/19/2013
19-022-0410-02(00)	BOARD OF EDUCATION DISTRICT 41	GLEN ELLYN	\$215,776	07/22/2013
19-022-0990-16(00)	COMMUNITY HIGH SCHOOL DIST 99	DOWNERS GRO	\$342,715	07/16/2013
19-022-1000-16(00)	FENTON CHSD 100	BENSENVILLE	\$400,394	07/16/2013
19-022-2020-26(00)	LISLE CUSD 202	LISLE	\$153,130	07/22/2013
19-022-2040-26(00)	INDIAN PRAIRIE 204	NAPERVILLE	\$927,472	07/18/2013
19-022-2050-26(00)	ELMHURST SD 205	ELMHURST	\$521,654	07/19/2013
20-083-0040-26(00)	ELDORADO CUSD 4	ELDORADO	\$573,273	07/01/2013
21-028-1880-26(00)	ZEIGLER-ROYALTON CUSD 188	ZEIGLER	\$307,693	07/29/2013
22-085-0050-26(00)	SCHUYLER-INDUSTRY CUSD 5	RUSHVILLE	\$272,698	07/29/2013
24-032-060C-04(00)	SCH DIST 60C	MORRIS	\$82,478	07/30/2013
25-041-0080-04(00)	INA CCSD 8	INA	\$45,031	07/29/2013
26-034-3270-04(00)	DALLAS ELEMENTARY SCHOOL	DALLAS CITY	\$52,193	07/09/2013
27-066-4040-26(00)	MERCER COUNTY SD 404	ALEDO	\$238,892	07/01/2013
28-006-0940-04(00)	LADD CCSD 94	LADD	\$12,068	07/02/2013

**ILLINOIS STATE BOARD OF EDUCATION
FUNDING AND DISBURSEMENT SERVICES DIVISION
100 NORTH FIRST STREET, SPRINGFIELD, IL 62777**

Approved Grants Less Than 1 Million

Thru Date:(07/01/2013-07/31/2013)

28-037-2300-26(00)	WETHERSFIELD CUSD 230	KEWANEE	\$170,022	07/16/2013
30-039-0950-02(00)	CARBONDALE ESD 95	CARBONDALE	\$954,514	07/09/2013
30-039-1650-16(00)	CARBONDALE CHSD 165	CARBONDALE	\$451,300	07/01/2013
30-039-1960-26(00)	ELVERADO CUSD 196	ELKVILLE	\$202,403	07/01/2013
30-073-3000-26(00)	DU QUOIN COMMUNITY UNIT SCHOOL	DU QUOIN	\$438,311	07/01/2013
31-045-3010-26(00)	CENTRAL CUSD 301	BURLINGTON	\$169,371	07/02/2013
31-045-3030-26(00)	COMMUNITY UNIT SCHOOL DIST 303	SAINT CHARLES	\$908,351	07/01/2013
32-038-2490-26(00)	CRESCENT-IROQUOIS CUSD 249	CRESCENT CITY	\$12,931	07/02/2013
32-046-3070-16(00)	BRADLEY BOURBONNAIS CHSD 307	BRADLEY	\$259,279	07/02/2013
34-049-0060-02(00)	ZION ESD 6	ZION	\$933,864	07/18/2013
34-049-0340-04(00)	ANTIOCH CCSD 34	ANTIOCH	\$436,344	07/22/2013
34-049-1200-13(00)	CONSOLIDATED HS DIST 120	MUNDELEIN	\$234,498	07/10/2013
39-055-0110-26(00)	WARRENSBURG-LATHAM CUSD 11	WARRENSBURG	\$106,494	07/16/2013
39-074-0390-26(00)	ATWOOD HAMMOND CUSD 39	ATWOOD	\$134,021	07/15/2013
40-031-0010-26(00)	CARROLLTON CUSD 1	CARROLLTON	\$215,552	07/09/2013
40-031-0030-26(00)	NORTH GREENE USD 3	WHITE HALL	\$317,745	07/09/2013
45-067-0030-26(00)	VALMEYER CUSD 3	VALMEYER	\$47,536	07/09/2013
46-069-0270-26(00)	TRIOPIA CUSD 27	CONCORD	\$85,057	07/02/2013
48-072-0620-02(00)	PLEASANT VALLEY SD 62	PEORIA	\$344,778	07/19/2013
48-072-2650-26(00)	FARMINGTON CENTRAL CUSD 265	FARMINGTON	\$174,098	07/11/2013
48-072-3160-04(00)	LIMESTONE WALTERS CCSD 316	PEORIA	\$21,509	07/22/2013
49-081-0370-02(00)	EAST MOLINE SD 37	EAST MOLINE	\$899,566	07/09/2013
50-082-1050-02(00)	PONTIAC-W HOLLIDAY SD 105	FAIRVIEW HGHT	\$128,869	07/02/2013
50-082-1150-02(00)	WHITESIDE SD 115	BELLEVILLE	\$320,990	07/30/2013
53-090-0860-02(00)	EAST PEORIA SD 86	EAST PEORIA	\$369,617	07/09/2013
53-090-1370-02(00)	SOUTH PEKIN SD 137	SOUTH PEKIN	\$70,073	07/08/2013
56-099-0920-02(00)	WILL COUNTY SD 92	LOCKPORT	\$167,237	07/03/2013
56-099-157C-04(00)	FRANKFORT CCSD 157C	FRANKFORT	\$140,171	07/03/2013
56-099-2050-17(00)	LOCKPORT TWP HSD 205	LOCKPORT	\$359,608	07/29/2013
			\$29,788,082	

Program: 2013 - 4306, Title I - Low Income - Delinquent Priv

<u>RCDT</u>	<u>District Name</u>	<u>City</u>	<u>Budget Amt</u>	<u>Approval Date</u>
15-016-2990-25(00)	CITY OF CHICAGO SD 299	CHICAGO	\$891,935	07/26/2013
			\$891,935	

Program: 2013 - 4340, Title I - Migrant Education

<u>RCDT</u>	<u>District Name</u>	<u>City</u>	<u>Budget Amt</u>	<u>Approval Date</u>
02-000-0000-00(01)	REGIONAL OFFICE OF EDUCATION02	ULLIN	\$46,578	07/29/2013
09-010-5050-51(01)	PARKLAND COLL DIST 505	CHAMPAIGN	\$145,500	07/29/2013
48-072-3260-26(01)	PRINCEVILLE CUSD 326	PRINCEVILLE	\$64,754	07/29/2013
			\$256,832	

Program: 2013 - 4341, Title I - Migrant Incentive Grant

<u>RCDT</u>	<u>District Name</u>	<u>City</u>	<u>Budget Amt</u>	<u>Approval Date</u>
32-046-1110-25(00)	KANKAKEE SD 111	KANKAKEE	\$2,800	07/29/2013
			\$2,800	

Program: 2013 - 4421, Title IV - 21st Century Comm Learning Centers

<u>RCDT</u>	<u>District Name</u>	<u>City</u>	<u>Budget Amt</u>	<u>Approval Date</u>
-------------	----------------------	-------------	-------------------	----------------------

**ILLINOIS STATE BOARD OF EDUCATION
FUNDING AND DISBURSEMENT SERVICES DIVISION
100 NORTH FIRST STREET, SPRINGFIELD, IL 62777**

Approved Grants Less Than 1 Million

Thru Date:(07/01/2013-07/31/2013)

02-002-0050-26(10)	EGYPTIAN CUSD 5	TAMMS	\$55,875	07/02/2013
02-077-1010-26(10)	MERIDIAN CUSD 101	MOUNDS	\$270,000	07/09/2013
04-101-2050-25(01)	SCHOOL DIST 205 BOARD OF	ROCKFORD	\$853,511	07/09/2013
04-101-2050-25(21)	SCHOOL DIST 205 BOARD OF	ROCKFORD	\$600,000	07/09/2013
04-101-2050-25(22)	SCHOOL DIST 205 BOARD OF	ROCKFORD	\$491,487	07/02/2013
05-016-0650-04(09)	EVANSTON C C SCHOOL DIST 65	EVANSTON	\$93,750	07/02/2013
05-016-0650-04(10)	EVANSTON C C SCHOOL DIST 65	EVANSTON	\$186,101	07/09/2013
07-016-1630-02(12)	PARK FOREST SD 163	PARK FOREST	\$768,390	07/09/2013
09-000-0000-00(12)	REGIONAL OFFICE OF EDUCATION09	RANTOUL	\$149,879	07/09/2013
09-010-1160-22(10)	URBANA SD 116	URBANA	\$93,075	07/02/2013
09-010-1160-22(12)	URBANA SD 116	URBANA	\$289,314	07/24/2013
12-080-0010-26(10)	EAST RICHLAND CUSD 1	OLNEY	\$135,000	07/24/2013
15-016-022P-00(12)	CHILDRENS HOME AND AID SOCI	CHICAGO	\$300,000	07/09/2013
15-016-446P-00(12)	COLUMBIA COLLEGE	CHICAGO	\$450,000	07/09/2013
15-016-5030-51(13)	ALTERNATIVE SCHOOLS NETWORK	CHICAGO	\$150,000	07/02/2013
21-028-1030-13(13)	BENTON CHSD 103	BENTON	\$98,475	07/08/2013
25-041-0800-02(10)	MT VERNON CITY SCHOOL 80	MOUNT VERNON	\$270,000	07/09/2013
25-041-0800-02(13)	MT VERNON CITY SCHOOL 80	MOUNT VERNON	\$110,250	07/24/2013
26-034-3270-04(10)	DALLAS ELEMENTARY SCHOOL	DALLAS CITY	\$93,075	07/24/2013
31-045-0460-22(10)	SCHOOL DISTRICT U-46	ELGIN	\$269,475	07/02/2013
31-045-0460-22(12)	SCHOOL DISTRICT U-46	ELGIN	\$804,281	07/24/2013
39-055-0610-25(13)	DECATUR SD 61	DECATUR	\$310,725	07/02/2013
51-084-071P-00(12)	BOYS & GIRLS CLUB OF SPRINGFIELD	SPRINGFIELD	\$690,000	07/02/2013
51-084-109P-00(01)	BOYS AND GIRLS CLUBS OF	SPRINGFIELD	\$540,000	07/09/2013
51-084-1860-25(10)	SPRINGFIELD SD 186	SPRINGFIELD	\$370,421	07/02/2013
65-108-0235-51(10)	CHICAGO ARTS PARTNERSHIPS IN EDU	CHICAGO	\$279,150	07/02/2013
65-108-1220-51(12)	YOUTH ORGNS UMBRELLA INC	EVANSTON	\$150,000	07/24/2013
65-108-1220-51(31)	YOUTH ORGNS UMBRELLA INC	EVANSTON	\$150,000	07/02/2013
65-108-1220-51(32)	YOUTH ORGNS UMBRELLA INC	EVANSTON	\$120,000	07/24/2013
65-108-1655-51(13)	AMERICA SCORES CHICAGO	CHICAGO	\$450,000	07/02/2013
65-108-1875-51(12)	URBAN GATEWAYS	CHICAGO	\$150,000	07/24/2013
65-108-1880-51(12)	TAP IN LEADERSHIP ACADEMY	CHAMPAIGN	\$450,000	07/24/2013
65-108-9335-51(09)	ENLACE CHICAGO	CHICAGO	\$93,750	07/02/2013
65-108-9335-51(10)	ENLACE CHICAGO	CHICAGO	\$270,000	07/02/2013
			<hr/>	
			\$10,555,984	

Program: 2013 - 4600, Fed. - Sp. Ed. - Pre-School Flow Through

<u>RCDT</u>	<u>District Name</u>	<u>City</u>	<u>Budget Amt</u>	<u>Approval Date</u>
11-015-8010-60(00)	EASTERN ILLINOIS AREA SPEC ED	CHARLESTON	\$350,492	07/19/2013
43-059-0050-61(00)	BMP TRI-CO SPEC EDUC COOP	PRINCETON	\$69,714	07/01/2013
51-084-1860-25(00)	SPRINGFIELD SD 186	SPRINGFIELD	\$155,807	07/05/2013
			<hr/>	
			\$576,013	

Program: 2013 - 4630, Fed. - Sp. Ed. - I.D.E.A. - Discretionary

<u>RCDT</u>	<u>District Name</u>	<u>City</u>	<u>Budget Amt</u>	<u>Approval Date</u>
65-108-1640-51(1A)	HEALTHY FAMILIES CHICAGO	CHICAGO	\$12,135	07/03/2013
65-108-1640-51(1B)	HEALTHY FAMILIES CHICAGO	CHICAGO	\$12,135	07/03/2013
			<hr/>	
			\$24,270	

Program: 2013 - 4635, Fed. - Sp. Ed. - Title VIC - Deaf/Blind

ILLINOIS STATE BOARD OF EDUCATION
 FUNDING AND DISBURSEMENT SERVICES DIVISION
 100 NORTH FIRST STREET, SPRINGFIELD, IL 62777

Approved Grants Less Than 1 Million

Thru Date:(07/01/2013-07/31/2013)

<u>RCDT</u>	<u>District Name</u>	<u>City</u>	<u>Budget Amt</u>	<u>Approval Date</u>
19-022-0200-63(00)	PHILLIP J ROCK CENTER AND SC	GLEN ELLYN	\$335,444	07/10/2013
			\$335,444	

Program: 2013 - 4720, CTE - Perkins - State Leadership

<u>RCDT</u>	<u>District Name</u>	<u>City</u>	<u>Budget Amt</u>	<u>Approval Date</u>
09-010-5450-51(00)	UNIVERSITY OF ILLINOIS	CHAMPAIGN	\$100,000	07/09/2013
			\$100,000	

Program: 2013 - 4745, CTE - Perkins - Secondary

<u>RCDT</u>	<u>District Name</u>	<u>City</u>	<u>Budget Amt</u>	<u>Approval Date</u>
01-001-1720-46(00)	WEST CENTRAL REGION - EFE 24	QUINCY	\$138,474	07/10/2013
06-016-2010-46(00)	MORTON REG DELIVERY SYST-EFE	CICERO	\$422,130	07/26/2013
06-016-2120-46(00)	DES PLAINES VALLEY EFE 030	RIVER GROVE	\$515,617	07/29/2013
09-010-0080-46(00)	CHAMPAIGN-FORD EFE SYSTEM	CHAMPAIGN	\$307,421	07/24/2013
11-015-7350-45(00)	EASTERN ILLINOIS SYSTEM-EFE	MATTOON	\$245,992	07/17/2013
12-000-0000-46(00)	TWIN RIVERS REG VOC SYSTEM	ROBINSON	\$53,262	07/09/2013
44-000-0000-46(00)	MCHENRY COUNTY CO-OP - EFE 1	WOODSTOCK	\$342,234	07/22/2013
53-000-0000-46(00)	TAZEWELL COUNTY DEL SYST-EFE	PEKIN	\$210,183	07/09/2013
55-098-0050-46(00)	WHITESIDE-EFE 230	STERLING	\$157,435	07/25/2013
			\$2,392,748	

Program: 2013 - 4901, Race To The Top

<u>RCDT</u>	<u>District Name</u>	<u>City</u>	<u>Budget Amt</u>	<u>Approval Date</u>
07-016-1330-02(00)	COOK COUNTY SCHOOL DISTRICT 133	RIVERDALE	\$9,876	07/19/2013
			\$9,876	

Program: 2013 - 4905, Title III - Immigrant Education Program (IEP)

<u>RCDT</u>	<u>District Name</u>	<u>City</u>	<u>Budget Amt</u>	<u>Approval Date</u>
06-016-1000-02(00)	BOARD OF EDUCATION SD 100	BERWYN	\$12,300	07/23/2013
19-022-0600-02(00)	MAERCKER SD 60	WESTMONT	\$11,100	07/23/2013
27-094-2380-26(00)	MONMOUTH-ROSEVILLE CUSD 238	MONMOUTH	\$5,100	07/08/2013
			\$28,500	

Program: 2013 - 4909, Title III - Lang Inst Prog-Limited Eng LIPLEP

<u>RCDT</u>	<u>District Name</u>	<u>City</u>	<u>Budget Amt</u>	<u>Approval Date</u>
04-004-1000-26(00)	BELVIDERE CUSD 100	BELVIDERE	\$116,604	07/22/2013
05-016-0570-02(00)	MOUNT PROSPECT SD 57	MOUNT PROSPE	\$15,625	07/23/2013
05-016-0590-04(00)	COMMUNITY CONSOLIDATED SD 59	ARLINGTON HTS	\$466,644	07/23/2013
05-016-0650-04(00)	EVANSTON C C SCHOOL DIST 65	EVANSTON	\$151,553	07/23/2013
05-016-0700-02(00)	MORTON GROVE SD 70	MORTON GROVE	\$37,218	07/29/2013
05-016-2070-17(00)	MAINE TWP HSD 207	PARK RIDGE	\$97,917	07/10/2013
05-016-2140-17(00)	TOWNSHIP HSD 214	ARLINGTON HTS	\$117,001	07/01/2013
05-016-2190-17(00)	NILES TWP CHSD 219	SKOKIE	\$81,196	07/23/2013
06-016-0840-02(00)	FRANKLIN PARK SD 84	FRANKLIN PARK	\$53,533	07/10/2013
06-016-0845-02(00)	RHODES SD 84-5	RIVER GROVE	\$31,296	07/11/2013
06-016-0870-02(00)	BERKELEY SD 87	BERKELEY	\$153,948	07/29/2013
06-016-0890-02(00)	COOK CO BD OF ED 89	MELROSE PARK	\$298,785	07/29/2013
06-016-1000-02(00)	BOARD OF EDUCATION SD 100	BERWYN	\$141,135	07/23/2013
07-016-1100-02(00)	CENTRAL STICKNEY SD 110	CHICAGO	\$16,892	07/05/2013
07-016-1435-02(00)	POSEN-ROBBINS ELEM SD 1435	POSEN	\$97,948	07/12/2013

**ILLINOIS STATE BOARD OF EDUCATION
FUNDING AND DISBURSEMENT SERVICES DIVISION
100 NORTH FIRST STREET, SPRINGFIELD, IL 62777**

Approved Grants Less Than 1 Million

Thru Date:(07/01/2013-07/31/2013)

07-016-1470-02(00)	W HARVEY-DIXMOOR PUB SD 147	HARVEY	\$24,349	07/02/2013
07-016-1940-02(00)	STEGER SD194	STEGER	\$16,737	07/11/2013
07-016-2170-16(00)	ARGO CHSD 217	SUMMIT	\$12,136	07/02/2013
17-064-0050-26(00)	MCLEAN COUNTY UD 5	NORMAL	\$39,717	07/08/2013
19-022-0150-02(00)	MARQUARDT SD 15	GLENDALE HTS	\$131,257	07/25/2013
19-022-0160-02(00)	QUEEN BEE SD 16	GLENDALE HTS	\$150,424	07/26/2013
19-022-0600-02(00)	MAERCKER SD 60	WESTMONT	\$22,031	07/23/2013
19-022-0680-02(00)	WOODRIDGE SD 68	WOODRIDGE	\$99,712	07/26/2013
19-022-0990-16(00)	COMMUNITY HIGH SCHOOL DIST 99	DOWNERS GRO	\$11,480	07/23/2013
27-094-2380-26(00)	MONMOUTH-ROSEVILLE CUSD 238	MONMOUTH	\$29,602	07/08/2013
28-006-1030-22(00)	DEPUE CUSD 103	DEPUE	\$38,539	07/11/2013
31-045-3000-26(00)	COMMUNITY UNIT SCHOOL DIST 300	CARPENTERSVIL	\$585,205	07/02/2013
31-045-3010-26(00)	CENTRAL CUSD 301	BURLINGTON	\$24,684	07/23/2013
32-046-1110-25(00)	KANKAKEE SD 111	KANKAKEE	\$95,214	07/02/2013
34-049-1180-26(00)	WAUCONDA CUSD 118	WAUCONDA	\$79,611	07/16/2013
34-049-1870-26(00)	NORTH CHICAGO SD 187	NORTH CHICAG	\$183,098	07/02/2013
35-050-2890-04(00)	MENDOTA COMMUNITY CONS SD 289	MENDOTA	\$35,096	07/11/2013
41-057-0100-26(00)	COLLINSVILLE CUSD 10	COLLINSVILLE	\$79,255	07/02/2013
44-063-0470-04(00)	CRYSTAL LAKE CCSD 47	CRYSTAL LAKE	\$95,282	07/11/2013
44-063-0500-26(00)	HARVARD CUSD 50	HARVARD	\$113,198	07/09/2013
56-099-1610-02(00)	SUMMIT HILL SD 161	FRANKFORT	\$21,248	07/10/2013
56-099-201U-26(00)	CRETE-MONEE SD 201-U	CRETE	\$14,104	07/25/2013
56-099-2020-22(00)	PLAINFIELD SD 202	PLAINFIELD	\$410,376	07/09/2013
56-099-365U-26(00)	VALLEY VIEW CUSD 365U	ROMEOVILLE	\$424,666	07/09/2013
			\$4,614,316	

Program: 2013 - 4932, Title II - Teacher Quality

<u>RCDT</u>	<u>District Name</u>	<u>City</u>	<u>Budget Amt</u>	<u>Approval Date</u>
02-002-0010-22(00)	CAIRO SD 1	CAIRO	\$128,955	07/29/2013
02-061-0380-26(00)	JOPPA-MAPLE GROVE UD 38	JOPPA	\$26,914	07/01/2013
02-077-1000-26(00)	CENTURY CUSD 100	ULLIN	\$30,379	07/11/2013
03-025-0400-26(00)	EFFINGHAM CUSD 40	EFFINGHAM	\$147,065	07/01/2013
03-026-2020-26(00)	ST ELMO CUSD 202	SAINT ELMO	\$32,355	07/01/2013
03-026-2030-26(00)	VANDALIA CUSD 203	VANDALIA	\$103,748	07/29/2013
05-016-0150-04(00)	COMM CONS SCHOOL DISTRICT NO 15	PALATINE	\$436,557	07/03/2013
05-016-0230-02(00)	PROSPECT HEIGHTS SD 23	PROSPECT HTS	\$35,547	07/01/2013
05-016-0310-02(00)	WEST NORTHFIELD SD 31	NORTHBROOK	\$27,024	07/03/2013
05-016-0590-04(00)	COMMUNITY CONSOLIDATED SD 59	ARLINGTON HTS	\$164,317	07/02/2013
05-016-0620-04(00)	COMMUNITY CONS SCH DIST 62	DES PLAINES	\$152,740	07/18/2013
05-016-0630-02(00)	EAST MAINE SD 63	DES PLAINES	\$102,950	07/17/2013
05-016-0640-04(00)	SCHOOL DIST 64 CONSOLIDATED	PARK RIDGE	\$75,694	07/19/2013
05-016-0650-04(00)	EVANSTON C C SCHOOL DIST 65	EVANSTON	\$220,636	07/17/2013
05-016-0680-02(00)	SKOKIE SD 68	SKOKIE	\$49,456	07/08/2013
05-016-2110-17(00)	TOWNSHIP HSD 211	PALATINE	\$188,612	07/03/2013
05-016-2190-17(00)	NILES TWP CHSD 219	SKOKIE	\$88,619	07/16/2013
05-016-2250-17(00)	NORTHFIELD THSD 225	GLENVIEW	\$65,940	07/11/2013
06-016-0870-02(00)	BERKELEY SD 87	BERKELEY	\$89,479	07/24/2013
06-016-0980-02(00)	COUNTY OF COOK SCHOOL DIST 98	BERWYN	\$99,025	07/01/2013
06-016-0990-02(00)	COUNTY OF COOK SD 99	CICERO	\$681,114	07/29/2013

**ILLINOIS STATE BOARD OF EDUCATION
FUNDING AND DISBURSEMENT SERVICES DIVISION
100 NORTH FIRST STREET, SPRINGFIELD, IL 62777**

Approved Grants Less Than 1 Million

Thru Date:(07/01/2013-07/31/2013)

06-016-2040-17(00)	LYONS TWP HSD 204	LA GRANGE	\$68,808	07/24/2013
07-016-1110-02(00)	SCHOOL DISTRICT 111	BURBANK	\$169,741	07/30/2013
07-016-1275-02(00)	CHICAGO RIDGE SD 1275	CHICAGO RIDGE	\$76,061	07/08/2013
07-016-1330-02(00)	COOK COUNTY SCHOOL DISTRICT 133	RIVERDALE	\$55,657	07/02/2013
07-016-1435-02(00)	POSEN-ROBBINS ELEM SD 1435	POSEN	\$192,358	07/23/2013
07-016-1480-02(00)	BOARD OF EDUC SCHOOL DIST 148	RIVERDALE	\$217,010	07/16/2013
07-016-1510-02(00)	COOK COUNTY SCHOOL DIST 151	SOUTH HOLLAN	\$78,011	07/29/2013
07-016-1525-02(00)	HAZEL CREST SD 152-5	HAZEL CREST	\$108,957	07/16/2013
07-016-1600-02(00)	COUNTRY CLUB HILLS SD 160	COUNTRY CLUB H	\$44,748	07/10/2013
07-016-1630-02(00)	PARK FOREST SD 163	PARK FOREST	\$68,292	07/01/2013
07-016-1690-02(00)	FORD HEIGHTS SD 169	FORD HEIGHTS	\$141,288	07/23/2013
07-016-1720-02(00)	SANDRIDGE SD 172	CHICAGO HEIGH	\$9,175	07/24/2013
07-016-1940-02(00)	STEGER SD194	STEGER	\$65,669	07/02/2013
07-016-2200-17(00)	REAVIS TWP HSD 220	BURBANK	\$68,834	07/16/2013
11-015-0010-26(00)	CHARLESTON CUSD 1	CHARLESTON	\$171,790	07/15/2013
11-015-0050-26(00)	COUNTY OF COLE	OAKLAND	\$30,598	07/08/2013
11-023-0010-26(00)	SHILOH CUSD 1	HUME	\$41,609	07/10/2013
12-080-0010-26(00)	EAST RICHLAND CUSD 1	OLNEY	\$119,048	07/09/2013
13-095-0150-04(00)	ASHLEY CCSD 15	ASHLEY	\$20,020	07/30/2013
17-053-006J-26(00)	TRI- POINT CUSD 6-J	KEMPTON	\$49,728	07/29/2013
19-022-0020-02(00)	BENSENVILLE ELEM SCH DIST 2	BENSENVILLE	\$66,310	07/16/2013
19-022-0160-02(00)	QUEEN BEE SD 16	GLENDALE HTS	\$40,506	07/24/2013
19-022-0330-02(00)	WEST CHICAGO SD 33	WEST CHICAGO	\$199,024	07/15/2013
19-022-0990-16(00)	COMMUNITY HIGH SCHOOL DIST 99	DOWNERS GRO	\$115,522	07/16/2013
19-022-2000-26(00)	COMMUNITY UNIT SCHOOL DIST 200	WHEATON	\$517,999	07/10/2013
19-022-2020-26(00)	LISLE CUSD 202	LISLE	\$102,062	07/22/2013
19-022-2040-26(00)	INDIAN PRAIRIE 204	NAPERVILLE	\$521,252	07/18/2013
20-083-0040-26(00)	ELDORADO CUSD 4	ELDORADO	\$108,676	07/01/2013
24-032-060C-04(00)	SCH DIST 60C	MORRIS	\$16,125	07/30/2013
25-041-0080-04(00)	INA CCSD 8	INA	\$11,778	07/29/2013
26-034-3270-04(00)	DALLAS ELEMENTARY SCHOOL	DALLAS CITY	\$8,951	07/09/2013
27-066-4040-26(00)	MERCER COUNTY SD 404	ALEDO	\$77,503	07/01/2013
28-006-0940-04(00)	LADD CCSD 94	LADD	\$11,576	07/02/2013
30-039-0950-02(00)	CARBONDALE ESD 95	CARBONDALE	\$159,287	07/09/2013
30-039-1650-16(00)	CARBONDALE CHSD 165	CARBONDALE	\$37,990	07/01/2013
30-039-1960-26(00)	ELVERADO CUSD 196	ELKVILLE	\$30,696	07/01/2013
30-073-3000-26(00)	DU QUOIN COMMUNITY UNIT SCHOOL	DU QUOIN	\$88,836	07/01/2013
31-045-1290-22(00)	AURORA WEST SCHOOL DIST 129	AURORA	\$541,063	07/16/2013
31-045-3000-26(00)	COMMUNITY UNIT SCHOOL DIST 300	CARPENTERSVIL	\$510,713	07/18/2013
31-045-3010-26(00)	CENTRAL CUSD 301	BURLINGTON	\$40,289	07/02/2013
31-045-3030-26(00)	COMMUNITY UNIT SCHOOL DIST 303	SAINT CHARLES	\$189,441	07/01/2013
32-038-2490-26(00)	CRESCENT-IROQUOIS CUSD 249	CRESCENT CITY	\$4,909	07/02/2013
32-046-3070-16(00)	BRADLEY BOURBONNAIS CHSD 307	BRADLEY	\$53,896	07/02/2013
34-049-0340-04(00)	ANTIOCH CCSD 34	ANTIOCH	\$115,463	07/22/2013
34-049-1160-26(00)	ROUND LAKE AREA SD 116	ROUND LAKE	\$236,058	07/03/2013
34-049-1200-13(00)	CONSOLIDATED HS DIST 120	MUNDELEIN	\$62,701	07/10/2013
34-049-1870-26(00)	NORTH CHICAGO SD 187	NORTH CHICAG	\$561,695	07/24/2013
39-055-0110-26(00)	WARRENSBURG-LATHAM CUSD 11	WARRENSBURG	\$30,825	07/16/2013
39-074-0390-26(00)	ATWOOD HAMMOND CUSD 39	ATWOOD	\$19,119	07/15/2013

**ILLINOIS STATE BOARD OF EDUCATION
FUNDING AND DISBURSEMENT SERVICES DIVISION
100 NORTH FIRST STREET, SPRINGFIELD, IL 62777**

Approved Grants Less Than 1 Million

Thru Date:(07/01/2013-07/31/2013)

40-031-0010-26(00)	CARROLLTON CUSD 1	CARROLLTON	\$45,234	07/09/2013
40-031-0030-26(00)	NORTH GREENE USD 3	WHITE HALL	\$66,114	07/09/2013
41-057-0120-26(00)	MADISON CUSD 12	MADISON	\$158,333	07/16/2013
46-069-1170-22(00)	JACKSONVILLE SD 117	JACKSONVILLE	\$186,370	07/22/2013
48-072-0620-02(00)	PLEASANT VALLEY SD 62	PEORIA	\$32,555	07/19/2013
48-072-2650-26(00)	FARMINGTON CENTRAL CUSD 265	FARMINGTON	\$50,010	07/11/2013
49-081-0370-02(00)	EAST MOLINE SD 37	EAST MOLINE	\$169,072	07/09/2013
50-082-1050-02(00)	PONTIAC-W HOLLIDAY SD 105	FAIRVIEW HGHT	\$26,392	07/02/2013
50-082-1150-02(00)	WHITESIDE SD 115	BELLEVILLE	\$43,392	07/30/2013
50-082-1870-26(00)	CAHOKIA CUSD 187	CAHOKIA	\$346,255	07/29/2013
53-090-0860-02(00)	EAST PEORIA SD 86	EAST PEORIA	\$85,759	07/09/2013
53-090-1370-02(00)	SOUTH PEKIN SD 137	SOUTH PEKIN	\$18,280	07/08/2013
53-090-6060-04(00)	SPRING LAKE CCSD 606	MANITO	\$4,029	07/08/2013
56-099-0920-02(00)	WILL COUNTY SD 92	LOCKPORT	\$46,021	07/03/2013
56-099-157C-04(00)	FRANKFORT CCSD 157C	FRANKFORT	\$22,530	07/03/2013
56-099-2020-22(00)	PLAINFIELD SD 202	PLAINFIELD	\$320,998	07/02/2013
56-099-2050-17(00)	LOCKPORT TWP HSD 205	LOCKPORT	\$57,434	07/29/2013
			\$10,903,571	

Program: 2013 - 4935, Title II - Teacher Quality - Leadership Grant

<u>RCDT</u>	<u>District Name</u>	<u>City</u>	<u>Budget Amt</u>	<u>Approval Date</u>
02-000-0000-00(02)	REGIONAL OFFICE OF EDUCATION02	ULLIN	\$3,045	07/02/2013
06-000-0000-00(02)	INTERMEDIATE SERVICE CENTER 2	LA GRANGE	\$93,000	07/26/2013
07-000-0000-00(02)	INTERMEDIATE SERVICE CENTER 4	CHICAGO HTS	\$102,922	07/26/2013
10-000-0000-00(02)	REGIONAL OFFICE OF EDUCATION10	TAYLORVILLE	\$3,150	07/02/2013
12-000-0000-00(02)	REGIONAL OFFICE OF EDUCATION12	OLNEY	\$4,305	07/02/2013
15-016-2990-25(02)	CITY OF CHICAGO SD 299	CHICAGO	\$54,500	07/02/2013
28-000-0000-00(02)	REGIONAL OFFICE OF EDUCATION28	ATKINSON	\$4,725	07/26/2013
31-000-0000-00(02)	REGIONAL OFFICE OF EDUCATION31	GENEVA	\$17,325	07/02/2013
32-000-0000-00(02)	REGIONAL OFFICE OF EDUCATION32	KANKAKEE	\$9,135	07/08/2013
33-000-0000-00(02)	REGIONAL OFFICE OF EDUCATION33	GALESBURG	\$2,835	07/08/2013
47-000-0000-00(02)	REGIONAL OFFICE OF EDUCATION47	DIXON	\$4,830	07/26/2013
49-000-0000-00(02)	REGIONAL OFFICE OF EDUCATION49	MOLINE	\$7,875	07/26/2013
56-000-0000-00(02)	REGIONAL OFFICE OF EDUCATION56	NEW LENOX	\$39,021	07/26/2013
			\$346,668	

Program: 2013 - 4936, Mathematics and Science Partnerships

<u>RCDT</u>	<u>District Name</u>	<u>City</u>	<u>Budget Amt</u>	<u>Approval Date</u>
09-000-0000-00(40)	REGIONAL OFFICE OF EDUCATION09	RANTOUL	\$140,000	07/09/2013
09-010-0040-26(40)	CHAMPAIGN CUSD 4	CHAMPAIGN	\$140,000	07/09/2013
17-064-0160-26(50)	OLYMPIA CUSD 16	STANFORD	\$160,000	07/09/2013
47-000-0000-00(40)	REGIONAL OFFICE OF EDUCATION47	DIXON	\$140,000	07/19/2013
50-082-1890-22(50)	BOARD OF EDUCATION SD 189	EAST ST LOUIS	\$160,000	07/09/2013
			\$740,000	