




ILLINOIS STATE BOARD OF EDUCATION MEETING
February 20, 2013

TO: Illinois State Board of Education

FROM: Christopher A. Koch, Ed.D., State Superintendent of Education 
Robert Wolfe, Chief Financial Officer 
Donald W. Evans, Chief Operating Officer 

Agenda Topic: Information Item: SBE Fiscal & Administrative Monthly Reports

Materials: Appropriation and Spending by Program – FY13
Financial Status Report (contract & grant detail) – FY13
Comparative Statement of Expenditures – FY13
Monthly Headcount Graph, Staff Detail, Personnel Transactions
Contract & Grant Awards Under \$1 million - FY13

Purpose of Agenda Item

To provide the Board standard reports with key information on fiscal and administrative activities of the state Agency.

Relationship to/Implications for the State Board's Strategic Plan

Not applicable – informational purposed only.

Expected Outcome(s) of Agenda Item

Not applicable – informational purposed only.

Background Information

In June 2002, the State Board adopted bylaws outlining a new committee structure under which fiscal, audit and operations issues will be handled by the Finance and Audit Committee. The Superintendent requested that the Agency organize and standardize the financial and Headcount data provided to the Board for their future policy work and decision making.

Currently, the following reports are provided:

1. Budget (annually in January)
2. Appropriation and Expenditure (monthly)
3. Financial Status Report – Contract/Grant Detail (monthly)
4. Contract & Grant Awards Under \$1 Million (monthly)
5. Comparative Statement of Expenditures (monthly)
6. Headcount Reports (monthly)
Personnel Transactions, Staff Detail by Division, & Monthly Headcount Graph

Analysis and Implications for Policy, Budget, Legislative Action and Communications

The monthly or Quarterly Fiscal and Headcount Reports were first provided to the Board in August 2002. These reports provide information regarding staffing and funding as well as details of contracts over \$50,000 and grants the Agency is processing.

At the request of the Board at the December 2011 meeting, a Contract & Grant Award Report under \$1 million has been added to the SBE Fiscal & Administrative Monthly Reports package.

Superintendent's Recommendation

None needed.

Next Steps

Continue to provide these reports pursuant to schedule above.

Illinois State Board of Education
2013 Appropriation & Spending by Program 07/01/2012 thru 01/31/2013
(Dollars in Thousands)

Initiatives	Appropriation			YTD Expenditures		
	Total	Grants	Admin	Total	Grants	Admin
STATE						
Distributive Grants	<u>\$6,045,505.8</u>	<u>\$6,045,505.8</u>	<u>\$0.0</u>	<u>\$3,261,106.5</u>	<u>\$3,261,106.5</u>	<u>\$0.0</u>
General State Aid	\$4,286,752.5	\$4,286,752.5	\$0.0	\$2,355,484.0	\$2,355,484.0	\$0.0
District Consolidation Cost	\$2,805.0	\$2,805.0	\$0.0	\$2,667.7	\$2,667.7	\$0.0
Mandated Categoricals	<u>\$1,755,948.3</u>	<u>\$1,755,948.3</u>	<u>\$0.0</u>	<u>\$902,954.9</u>	<u>\$902,954.9</u>	<u>\$0.0</u>
Illinois Free Lunch/Breakfast	\$14,300.0	\$14,300.0	\$0.0	\$10,194.0	\$10,194.0	\$0.0
Orphanage Tuition 18-3 (Reg Ed)	\$13,000.0	\$13,000.0	\$0.0	\$4,744.4	\$4,744.4	\$0.0
Sp-Ed - Extraordinary Services	\$314,196.1	\$314,196.1	\$0.0	\$202,970.7	\$202,970.7	\$0.0
Sp-Ed - Orphanage Tuition 14-7.03	\$111,000.0	\$111,000.0	\$0.0	\$61,166.3	\$61,166.3	\$0.0
Sp-Ed - Personnel Reimbursement	\$440,200.0	\$440,200.0	\$0.0	\$262,109.9	\$262,109.9	\$0.0
Sp-Ed - Private Tuition	\$206,843.3	\$206,843.3	\$0.0	\$92,040.5	\$92,040.5	\$0.0
Sp-Ed - Summer School	\$10,100.0	\$10,100.0	\$0.0	\$10,100.0	\$10,100.0	\$0.0
Sp-Ed - Transportation	\$440,500.0	\$440,500.0	\$0.0	\$152,641.6	\$152,641.6	\$0.0
Transportation - Regular/Vocational	\$205,808.9	\$205,808.9	\$0.0	\$106,987.6	\$106,987.6	\$0.0
Standards - Assessment & Accountability	<u>\$29,400.0</u>	<u>\$0.0</u>	<u>\$29,400.0</u>	<u>\$19,597.2</u>	<u>\$0.0</u>	<u>\$19,597.2</u>
Assessments	\$27,400.0	\$0.0	\$27,400.0	\$19,572.2	\$0.0	\$19,572.2
Standards, Materials, Training for Teachers	\$2,000.0	\$0.0	\$2,000.0	\$25.0	\$0.0	\$25.0
Growth Model	\$0.0	\$0.0	\$0.0	\$0.0	\$0.0	\$0.0
System of Support	\$0.0	\$0.0	\$0.0	\$0.0	\$0.0	\$0.0
Ensuring Quality Ed Personnel	<u>\$2,225.0</u>	<u>\$2,225.0</u>	<u>\$0.0</u>	<u>\$0.0</u>	<u>\$0.0</u>	<u>\$0.0</u>
National Board Certification	\$1,000.0	\$1,000.0	\$0.0	\$0.0	\$0.0	\$0.0
Principal Mentoring Program	\$0.0	\$0.0	\$0.0	\$0.0	\$0.0	\$0.0
Teach for America	\$1,225.0	\$1,225.0	\$0.0	\$0.0	\$0.0	\$0.0
Teacher and Admin. Mentoring Program	\$0.0	\$0.0	\$0.0	\$0.0	\$0.0	\$0.0
Early Childhood	<u>\$300,192.4</u>	<u>\$295,965.7</u>	<u>\$4,226.7</u>	<u>\$163,468.1</u>	<u>\$161,226.7</u>	<u>\$2,241.4</u>
Academic Difficulty	<u>\$81,920.5</u>	<u>\$79,920.5</u>	<u>\$2,000.0</u>	<u>\$22,966.1</u>	<u>\$22,232.4</u>	<u>\$733.7</u>
Alternative Learning/Regional Safe Schools	\$6,539.3	\$6,539.3	\$0.0	\$3,376.4	\$3,376.4	\$0.0
Bilingual Education	\$63,381.2	\$61,381.2	\$2,000.0	\$11,531.5	\$10,797.8	\$733.7
Truant Alternative Optional Education	\$12,000.0	\$12,000.0	\$0.0	\$8,058.1	\$8,058.1	\$0.0

Initiatives	Appropriation			YTD Expenditures		
	Total	Grants	Admin	Total	Grants	Admin
Learning Technologies	<u>\$3,000.0</u>	<u>\$1,700.0</u>	<u>\$1,300.0</u>	<u>\$1,425.4</u>	<u>\$843.5</u>	<u>\$581.9</u>
Technology for Success	\$3,000.0	\$1,700.0	\$1,300.0	\$1,425.4	\$843.5	\$581.9
Career Preparation	<u>\$39,862.1</u>	<u>\$39,862.1</u>	<u>\$0.0</u>	<u>\$27,636.2</u>	<u>\$27,636.2</u>	<u>\$0.0</u>
Agricultural Education	\$1,800.0	\$1,800.0	\$0.0	\$1,586.6	\$1,586.6	\$0.0
Career and Technical Education	\$38,062.1	\$38,062.1	\$0.0	\$26,049.6	\$26,049.6	\$0.0
Regional Services	<u>\$14,320.1</u>	<u>\$14,320.1</u>	<u>\$0.0</u>	<u>\$7,943.6</u>	<u>\$7,943.6</u>	<u>\$0.0</u>
ROE - Bus Driver Training	\$70.0	\$70.0	\$0.0	\$70.0	\$70.0	\$0.0
ROE - Salaries	\$12,025.0	\$12,025.0	\$0.0	\$6,474.6	\$6,474.6	\$0.0
ROE - School Services	\$2,225.1	\$2,225.1	\$0.0	\$1,399.0	\$1,399.0	\$0.0
Strategic Plan	<u>\$0.0</u>	<u>\$0.0</u>	<u>\$0.0</u>	<u>\$0.0</u>	<u>\$0.0</u>	<u>\$0.0</u>
Strategic Plan	\$0.0	\$0.0	\$0.0	\$0.0	\$0.0	\$0.0
Administration	<u>\$23,654.0</u>	<u>\$0.0</u>	<u>\$23,654.0</u>	<u>\$11,656.1</u>	<u>\$0.0</u>	<u>\$11,656.1</u>
Targeted Initiatives	<u>\$12,744.2</u>	<u>\$11,761.8</u>	<u>\$982.4</u>	<u>\$5,520.8</u>	<u>\$5,210.1</u>	<u>\$310.7</u>
Advanced Placement Classes	\$527.0	\$527.0	\$0.0	\$0.0	\$0.0	\$0.0
After School Matters	\$2,500.0	\$2,500.0	\$0.0	\$750.0	\$750.0	\$0.0
Arts and Foreign Language	\$500.0	\$500.0	\$0.0	\$264.9	\$264.9	\$0.0
Autism Project	\$100.0	\$100.0	\$0.0	\$44.4	\$44.4	\$0.0
Blind & Dyslexic	\$816.6	\$816.6	\$0.0	\$710.2	\$710.2	\$0.0
Childrens Mental Health Partnership	\$300.0	\$250.0	\$50.0	\$0.0	\$0.0	\$0.0
Community Residential Services Authority	\$592.3	\$0.0	\$592.3	\$290.3	\$0.0	\$290.3
Educator Misconduct Investigations	\$184.0	\$0.0	\$184.0	\$20.4	\$0.0	\$20.4
IL Coalition Immigrant/Refugee Parent Mentor	\$1,000.0	\$1,000.0	\$0.0	\$142.9	\$142.9	\$0.0
Lowest Performing Schools	\$1,002.8	\$846.7	\$156.1	\$0.0	\$0.0	\$0.0
Materials Center for the Visually Impaired	\$1,421.1	\$1,421.1	\$0.0	\$875.0	\$875.0	\$0.0
Philip J. Rock Center & School	\$3,577.8	\$3,577.8	\$0.0	\$2,200.0	\$2,200.0	\$0.0
Tax Equivalent Grants	\$222.6	\$222.6	\$0.0	\$222.6	\$222.6	\$0.0
NON STATE						
School Infrastructure Fund	<u>\$600.0</u>	<u>\$0.0</u>	<u>\$600.0</u>	<u>\$110.7</u>	<u>\$0.0</u>	<u>\$110.7</u>
School Infrastructure (Debt Admin)	\$600.0	\$0.0	\$600.0	\$110.7	\$0.0	\$110.7
Driver Education	<u>\$17,500.0</u>	<u>\$17,500.0</u>	<u>\$0.0</u>	<u>\$8,750.0</u>	<u>\$8,750.0</u>	<u>\$0.0</u>
Other Funds	<u>\$139,454.7</u>	<u>\$116,745.8</u>	<u>\$22,708.9</u>	<u>\$20,542.4</u>	<u>\$17,592.7</u>	<u>\$2,949.8</u>
After School Rescue Fund	\$200.0	\$200.0	\$0.0	\$0.0	\$0.0	\$0.0
Capital Development Fund-Sch Const.	\$25,000.0	\$25,000.0	\$0.0	\$0.0	\$0.0	\$0.0
Charter Schools Revolving Loan Fund	\$20.0	\$20.0	\$0.0	\$0.0	\$0.0	\$0.0

Initiatives	Appropriation			YTD Expenditures		
	Total	Grants	Admin	Total	Grants	Admin
Emergency Financial Assistance Fund	\$1,000.0	\$1,000.0	\$0.0	\$0.0	\$0.0	\$0.0
Indirect Costs	\$7,015.2	\$0.0	\$7,015.2	\$1,897.4	\$0.0	\$1,897.4
ISBE - Special Purpose Trust Fund	\$8,484.8	\$0.0	\$8,484.8	\$131.4	\$0.0	\$131.4
ISBE Teacher Certificate Institute Fund	\$2,208.9	\$0.0	\$2,208.9	\$0.0	\$0.0	\$0.0
School Construction Maintenance Fund	\$83,716.2	\$83,716.2	\$0.0	\$16,431.1	\$16,431.1	\$0.0
School Technology Revolving Loan	\$5,000.0	\$5,000.0	\$0.0	\$1,161.6	\$1,161.6	\$0.0
Teacher Certification Fee Revolving Fund	\$5,000.0	\$0.0	\$5,000.0	\$921.0	\$0.0	\$921.0
Technology Immersion - Build IL Bond Fund	\$409.6	\$409.6	\$0.0	\$0.0	\$0.0	\$0.0
Temporary Relocation Revolving Fund	\$1,400.0	\$1,400.0	\$0.0	\$0.0	\$0.0	\$0.0

FEDERAL

Federal Funds	<u>\$2,967,670.2</u>	<u>\$2,832,502.4</u>	<u>\$135,167.8</u>	<u>\$812,404.6</u>	<u>\$788,276.8</u>	<u>\$24,127.8</u>
Advanced Placement Fee Payment	\$3,099.1	\$3,000.0	\$99.1	\$1,731.7	\$1,731.7	\$0.0
ARRA - Education Jobs Fund	\$26,000.0	\$26,000.0	\$0.0	\$6,331.0	\$6,331.0	\$0.0
ARRA - Longitudinal Data Systems	\$10,000.0	\$0.0	\$10,000.0	\$1,328.8	\$0.0	\$1,328.8
ARRA - Race to the Top	\$42,800.0	\$11,197.8	\$31,602.2	\$3,091.1	\$363.2	\$2,728.0
ARRA - Title I	\$81,605.8	\$81,605.8	\$0.0	\$1,557.9	\$1,557.9	\$0.0
ARRA - Title I School Improvement (1003G)	\$68,394.2	\$64,394.2	\$4,000.0	\$14,992.5	\$14,992.5	\$0.0
ARRA - Title II Technology	\$100.0	\$100.0	\$0.0	\$0.0	\$0.0	\$0.0
Career & Technical Education	\$56,603.1	\$55,000.0	\$1,603.1	\$20,813.8	\$20,332.7	\$481.1
Career & Technical Education - Technical Prep	\$121.0	\$100.0	\$21.0	\$0.0	\$0.0	\$0.0
Charter Schools	\$9,000.0	\$9,000.0	\$0.0	\$0.0	\$0.0	\$0.0
Child Nutrition	\$736,725.2	\$725,000.0	\$11,725.2	\$308,057.3	\$304,287.9	\$3,769.4
IDEA - Deaf Blind, Part C	\$500.0	\$500.0	\$0.0	\$164.7	\$164.7	\$0.0
IDEA - Improvement Plan	\$4,393.2	\$4,000.0	\$393.2	\$616.3	\$480.6	\$135.7
IDEA - Pre-School	\$25,933.9	\$25,000.0	\$933.9	\$7,047.0	\$6,889.6	\$157.4
Illinois Purchase Care Review Board	\$404.7	\$0.0	\$404.7	\$198.3	\$0.0	\$198.3
Individuals with Disabilities Educ. Act, Pt. B	\$716,637.6	\$700,000.0	\$16,637.6	\$206,771.0	\$201,300.6	\$5,470.4
IDEA - Bellefaire JCB	\$500.0	\$500.0	\$0.0	\$452.7	\$452.7	\$0.0
Integration of Schools & Mental Health Systems	\$0.0	\$0.0	\$0.0	\$0.0	\$0.0	\$0.0
Learn and Serve America	\$550.0	\$500.0	\$50.0	\$175.2	\$175.2	\$0.0
Longitudinal Data System	\$5,200.0	\$685.0	\$4,515.0	\$812.0	\$0.0	\$812.0
Math & Science Partnerships	\$14,658.5	\$14,000.0	\$658.5	\$2,714.2	\$2,650.9	\$63.3
National Center for Education Statistics	\$286.1	\$0.0	\$286.1	\$128.0	\$0.0	\$128.0
ONPAR	\$2,000.0	\$2,000.0	\$0.0	\$0.0	\$0.0	\$0.0
Spanish Language Assesment-SALSA	\$1,341.7	\$0.0	\$1,341.7	\$206.3	\$0.0	\$206.3
School Health Programs	\$1,152.6	\$0.0	\$1,152.6	\$41.3	\$0.0	\$41.3
Special Congressional Initiatives	\$5,000.0	\$4,920.5	\$79.5	\$0.0	\$0.0	\$0.0
Striving Readers	\$500.0	\$499.1	\$0.9	\$0.9	\$0.0	\$0.9
Title I - Basic Programs	\$761,158.7	\$748,305.1	\$12,853.6	\$171,651.5	\$168,942.7	\$2,708.8
Title I - Comprehensive School Reform	\$35.5	\$0.0	\$35.5	\$0.0	\$0.0	\$0.0
Title I - Education of Migratory Children	\$4,186.0	\$4,127.0	\$59.0	\$1,205.0	\$1,183.1	\$21.9

Initiatives	Appropriation			YTD Expenditures		
	Total	Grants	Admin	Total	Grants	Admin
Title I - Even Start Family Literacy Programs	\$2,982.2	\$2,933.2	\$49.0	\$0.0	\$0.0	\$0.0
Title I - Neglected and Delinquent	\$1,223.1	\$1,172.1	\$51.0	\$1,015.2	\$1,002.2	\$13.0
Title I - School Improvement	\$71,985.0	\$68,462.6	\$3,522.3	\$8,654.9	\$8,131.5	\$523.4
Title II - Enhance Ed through Technology	\$5,105.0	\$5,000.0	\$105.0	\$1,368.2	\$1,368.2	\$0.0
Title II - Quality Teachers	\$162,526.4	\$157,000.0	\$5,526.4	\$19,955.2	\$19,360.1	\$595.0
Title III - English Language Acquisition	\$47,433.4	\$45,000.0	\$2,433.4	\$8,559.3	\$8,197.0	\$362.3
Title IV - 21st Century Schools	\$66,978.1	\$65,000.0	\$1,978.1	\$17,813.1	\$17,170.3	\$642.8
Title IV - Safe & Drug Free Schools	\$547.0	\$500.0	\$47.0	\$24.1	\$18.7	\$5.4
Title VI - Rural & Low Income Programs	\$2,056.0	\$2,000.0	\$56.0	\$276.3	\$276.3	\$0.0
Title VI - State Assessment	\$22,438.6	\$0.0	\$22,438.6	\$3,658.9	\$0.0	\$3,658.9
Title X - McKinney Homeless Assistance	\$5,493.0	\$5,000.0	\$493.0	\$990.6	\$915.4	\$75.3
Transition to Teaching	\$15.6	\$0.0	\$15.6	\$0.0	\$0.0	\$0.0
TOTAL - ALL FUNDS:	\$9,678,049.0	\$9,458,009.2	\$220,039.8	\$4,363,127.8	\$4,300,818.4	\$62,309.3

ILLINOIS STATE BOARD OF EDUCATION
Financial Status Report
July 1, 2012 through January 31, 2013
(Fiscal Year 2013)

	Appropriation Amount	Expenditures to Date	Unexpended Appropriation	Percentage spent YTD	Percentage Unexpended
<u>General Revenue Fund</u>					
Personal Services and Related Expenditures	\$ 16,745,700	\$ 8,764,646	\$ 7,981,054	52.34%	47.66%
Contractual Services	6,000,000	2,559,053	3,440,947	42.65%	57.35%
Travel	166,250	118,727	47,523	71.41%	28.59%
Commodities	71,300	12,422	58,878	17.42%	82.58%
Printing	64,700	9,933	54,768	15.35%	84.65%
Equipment	132,200	41,172	91,028	31.14%	68.86%
Telecommunications	450,000	137,383	312,617	30.53%	69.47%
Operation of Automotive Equipment	23,800	12,729	11,071	53.48%	46.52%
Lump Sums	30,246,302	19,977,969	10,268,333	66.05%	33.95%
<i>Sub-total</i>	53,900,252	31,634,033	22,266,219	58.69%	41.31%
Awards and Grants	2,200,146,283	1,127,727,449	1,072,418,834	51.26%	48.74%
Total General Revenue Fund	\$ 2,254,046,535	\$ 1,159,361,482	\$ 1,094,685,053	51.43%	48.57%
<u>Education Assistance Fund</u>					
Awards and Grants	\$ 390,661,700	\$ -	\$ 390,661,700	0.00%	100.00%
<u>Common School Fund</u>					
General State Aid	\$ 3,896,090,800	\$ 2,355,483,965	\$ 1,540,606,835	60.46%	39.54%
<u>Teacher Certification Fee Revolving Fund</u>					
Lump Sums	\$ 5,000,000	\$ 920,966	\$ 4,079,034	18.42%	81.58%

ILLINOIS STATE BOARD OF EDUCATION
Financial Status Report
July 1, 2012 through January 31, 2013
(Fiscal Year 2013)

	Appropriation Amount	Expenditures to Date	Unexpended Appropriation	Percentage spent YTD	Percentage Unexpended
<u>Drivers Education Fund</u>					
Awards and Grants	17,500,000	8,749,986	8,750,014	50.00%	50.00%
Total Drivers Education Fund	\$ 17,500,000	\$ 8,749,986	\$ 8,750,014	50.00%	50.00%
<u>School Dist. Emergency Financial Asst. Fund</u>					
Awards and Grants	\$ 1,000,000	\$ -	\$ 1,000,000	0.00%	100.00%
<u>SBE Special Purpose Trust Fund</u>					
Lump Sums	\$ 15,500,000	\$ 2,028,818	\$ 13,471,182	13.09%	86.91%
<u>SBE Teacher Certification Institution Fund</u>					
Lump Sums	\$ 2,208,900	\$ -	\$ 2,208,900	0.00%	100.00%
<u>SBE Federal Department of Agriculture Fund</u>					
Personal Services and Related Expenditures	\$ 6,513,400	\$ 2,906,302	\$ 3,607,098	44.62%	55.38%
Contractual Services	4,210,500	595,406	3,615,094	14.14%	85.86%
Travel	400,000	138,087	261,913	34.52%	65.48%
Commodities	85,000	19,884	65,116	23.39%	76.61%
Printing	156,300	11,500	144,800	7.36%	92.64%
Equipment	310,000	98,243	211,757	31.69%	68.31%
Telecommunications	50,000	-	50,000	0.00%	100.00%
Sub-total	11,725,200	3,769,421	7,955,779	32.15%	67.85%
Awards and Grants	725,000,000	304,287,866	420,712,134	41.97%	58.03%
Total SBE Federal Department of Agriculture Fund	\$ 736,725,200	\$ 308,057,288	\$ 428,667,912	41.81%	58.19%

ILLINOIS STATE BOARD OF EDUCATION
Financial Status Report
July 1, 2012 through January 31, 2013
(Fiscal Year 2013)

	Appropriation Amount	Expenditures to Date	Unexpended Appropriation	Percentage spent YTD	Percentage Unexpended
<u>SBE Federal Agency Services Fund</u>					
Personal Services and Related Expenditures	\$ 186,900	\$ 10,647	\$ 176,253	5.70%	94.30%
Contractual Services	945,000	30,000	915,000	3.17%	96.83%
Travel	30,000	-	30,000	0.00%	100.00%
Commodities	20,000	653	19,347	3.27%	96.73%
Printing	700	-	700	0.00%	100.00%
Equipment	11,000	-	11,000	0.00%	100.00%
Telecommunications	9,000	-	9,000	0.00%	100.00%
<i>Sub-total</i>	1,202,600	41,300	1,161,300	3.43%	96.57%
Awards and Grants	500,000	175,220	324,780	35.04%	64.96%
Total SBE Federal Agency Services Fund	\$ 1,702,600	\$ 216,520	\$ 1,486,080	12.72%	87.28%
<u>SBE Federal Department of Education Fund</u>					
Personal Services and Related Expenditures	\$ 24,567,100	\$ 8,320,773	\$ 16,246,327	33.87%	66.13%
Contractual Services	20,370,000	2,907,115	17,462,885	14.27%	85.73%
Travel	1,600,000	278,193	1,321,807	17.39%	82.61%
Commodities	305,000	45,284	259,716	14.85%	85.15%
Printing	341,000	309	340,691	0.09%	99.91%
Equipment	679,000	30,472	648,528	4.49%	95.51%
Telecommunications	400,000	-	400,000	0.00%	100.00%
Lump Sums	23,780,300	3,865,213	19,915,087	16.25%	83.75%
<i>Sub-total</i>	72,042,400	15,447,359	56,595,041	21.44%	78.56%
Awards and Grants	2,131,200,000	482,352,433	1,648,847,567	22.63%	77.37%
Total SBE Federal Department of Education Fund	\$ 2,203,242,400	\$ 497,799,792	\$ 1,705,442,608	22.59%	77.41%
<u>Charter Schools Revolving Loan Program Fund</u>					
Awards and Grants	\$ 20,000	\$ -	\$ 20,000	0.00%	100.00%
<u>School Infrastructure Fund</u>					
Lump Sums	\$ 600,000	\$ 110,707	\$ 489,293	18.45%	81.55%

ILLINOIS STATE BOARD OF EDUCATION
Financial Status Report
July 1, 2012 through January 31, 2013
(Fiscal Year 2013)

	Appropriation Amount	Expenditures to Date	Unexpended Appropriation	Percentage spent YTD	Percentage Unexpended
<u>School Technology Revolving Loan Program Fund</u>					
Awards and Grants	\$ 5,000,000	\$ 1,161,600	\$ 3,838,400	23.23%	76.77%
<u>Temporary Relocation Expenses Revolving Grant Fund</u>					
Awards and Grants	\$ 1,400,000	\$ -	\$ 1,400,000	0.00%	100.00%
<u>Capital Development Fund</u>					
Grants for Educational Purposes	\$ 25,000,000	\$ -	\$ 25,000,000	0.00%	100.00%
<u>School Construction Fund</u>					
Construction Grants	\$ 83,716,205	\$ 16,431,059	\$ 67,285,146	19.63%	80.37%
<u>Build Illinois Bond Fund</u>					
Construction Grants	\$ 409,619	\$ -	\$ 409,619	0.00%	100.00%
<u>U.S. Dept. of Education Jobs Program Federal Trust Fund</u>					
Awards and Grants	\$ 26,000,000	\$ 6,330,976	\$ 19,669,024	24.35%	75.65%
<u>Personal Property Tax Replacement Fund</u>					
Grants for Educational Purposes	12,025,000	6,474,630	5,550,370	53.84%	46.16%
Total Personal Property Tax Replacement Fund	\$ 12,025,000	\$ 6,474,630	\$ 5,550,370	53.84%	46.16%
<u>After School Rescue Fund</u>					
Lump Sums	\$ 200,000	\$ -	\$ 200,000	0.00%	100.00%
Total After School Rescue Fund	\$ 200,000	\$ -	\$ 200,000	0.00%	100.00%
ISBE TOTALS	\$ 9,678,048,959	\$ 4,363,127,788	\$ 5,314,921,171	45.08%	54.92%

ILLINOIS STATE BOARD OF EDUCATION
Combined Financial Status Report
July 1, 2012 through January 31, 2013
(Fiscal Year 2013)

	Appropriation Amount	Expenditures to Date (Direct)	Federal Indirect Cost Recovery Expenditures	Unexpended Appropriation	Percentage spent YTD	Percentage Unexpended
<u>All Funds</u>						
Personal Services and Related Expenditures	\$ 48,013,100	\$ 18,701,021	\$ 1,301,347	\$ 28,010,732	38.95%	58.34%
Contractual Services	31,525,500	5,707,181	384,392	25,433,927	18.10%	80.68%
Travel	2,196,250	508,515	26,491	1,661,244	23.15%	75.64%
Commodities	481,300	36,702	41,542	403,056	7.63%	83.74%
Printing	562,700	(1,067)	22,809	540,958	-0.19%	96.14%
Equipment	1,132,200	99,006	70,881	962,313	8.74%	84.99%
Telecommunications	909,000	87,397	49,986	771,617	9.61%	84.89%
Operation of Automotive Equipment	23,800	12,729	-	11,071	53.48%	46.52%
Lump Sums	77,535,502	26,903,672	-	49,942,536	34.70%	64.41%
Sub-total	162,379,352	53,952,604	1,897,448	108,426,748	33.23%	66.77%
Awards and Grants	9,431,543,783	4,292,744,125	-	5,138,799,658	45.51%	54.49%
Construction Grants	84,125,824	16,431,059	-	67,694,765	19.53%	80.47%
Total All Funds	\$ 9,678,048,959	\$ 4,361,230,340	\$ 1,897,448	\$ 5,314,921,171	45.06%	54.92%

General Revenue Fund

Personal Services and Related Expenditures	\$ 16,745,700	\$ 8,764,646	\$ -	\$ 7,981,054	52.34%	47.66%
Contractual Services	6,000,000	2,559,053	-	3,440,947	42.65%	57.35%
Travel	166,250	118,727	-	47,523	71.41%	28.59%
Commodities	71,300	12,422	-	58,878	17.42%	82.58%
Printing	64,700	9,933	-	54,768	15.35%	84.65%
Equipment	132,200	41,172	-	91,028	31.14%	68.86%
Telecommunications	450,000	137,383	-	312,617	30.53%	69.47%
Operation of Automotive Equipment	23,800	12,729	-	11,071	53.48%	46.52%
Lump Sums	30,246,302	19,977,969	-	10,268,333	66.05%	33.95%
Sub-total	53,900,252	31,634,033	-	22,266,219	58.69%	41.31%
Awards and Grants	2,200,146,283	1,127,727,449	-	1,072,418,834	51.26%	48.74%
Total General Revenue Fund	\$ 2,254,046,535	\$ 1,159,361,482	\$ -	\$ 1,094,685,053	51.43%	48.57%

Other State Funds

Lump Sums	23,508,900	3,060,491	-	20,448,409	13.02%	86.98%
Sub-total	23,508,900	3,060,491	-	20,448,409	13.02%	86.98%
Awards and Grants	4,348,697,500	2,371,870,181	-	1,976,827,319	54.54%	45.46%
Construction Grants	84,125,824	16,431,059	-	67,694,765	19.53%	80.47%
Total Other State Funds	\$ 4,456,332,224	\$ 2,391,361,730	\$ -	\$ 2,064,970,494	53.66%	46.34%

Federal Funds

Personal Services and Related Expenditures	\$ 31,267,400	\$ 11,237,721	\$ -	\$ 20,029,679	35.94%	64.06%
Contractual Services	25,525,500	3,532,520	-	21,992,980	13.84%	86.16%
Travel	2,030,000	416,279	-	1,613,721	20.51%	79.49%
Commodities	410,000	65,822	-	344,178	16.05%	83.95%
Printing	498,000	11,810	-	486,190	2.37%	97.63%
Equipment	1,000,000	128,715	-	871,285	12.87%	87.13%
Telecommunications	459,000	-	-	459,000	0.00%	100.00%
Lump Sums	23,780,300	3,865,213	-	19,915,087	16.25%	83.75%
Sub-total	84,970,200	19,258,080	-	65,712,120	22.66%	77.34%
Awards and Grants	2,882,700,000	793,146,496	-	2,089,553,504	27.51%	72.49%
Total Federal Funds	\$ 2,967,670,200	\$ 812,404,576	\$ -	\$ 2,155,265,624	27.38%	72.62%

ILLINOIS STATE BOARD OF EDUCATION
Awards and Grants Expenditures
July 1, 2012 through January 31, 2013
(Fiscal Year 2013)

<u><i>General Revenue Fund</i></u>	Appropriation Amount	Expenditures to Date	Unexpended Appropriation	Percentage spent YTD	Percentage Unexpended
Advanced Placement Classes	527,000	-	527,000	0.00%	100.00%
Agriculture Education	1,800,000	1,586,630	213,370	88.15%	11.85%
Arts and Foreign Language	500,000	264,948	235,052	52.99%	47.01%
Bilingual Education	61,381,200	10,797,848	50,583,352	17.59%	82.41%
Vocational Education Career and Technical Education	38,062,100	26,049,601	12,012,499	68.44%	31.56%
Early Childhood Education	295,965,701	161,226,744	134,738,957	54.47%	45.53%
Technology for Success	1,700,000	843,471	856,529	49.62%	50.38%
ROE School Bus Driver Training	70,000	70,000	-	100.00%	0.00%
ROE School Services	2,225,050	1,398,958	826,092	62.87%	37.13%
Autism Training & Technical Assistance	100,000	44,444	55,556	44.44%	55.56%
Recording for Blind and Dyslexic	816,600	710,220	106,380	86.97%	13.03%
Children's Mental Health Partnership	250,000	-	250,000	0.00%	100.00%
Educational Materials Unit	1,421,100	875,000	546,100	61.57%	38.43%
Philip Rock Center Reimbursement	3,577,800	2,200,000	1,377,800	61.49%	38.51%
Alternative Education	6,539,330	3,376,411	3,162,919	51.63%	48.37%
Truant Alternative/Optional Education	12,000,000	8,058,097	3,941,903	67.15%	32.85%
National Board Certification Reimbursement	1,000,000	-	1,000,000	0.00%	100.00%
Teach America	1,225,000	-	1,225,000	0.00%	100.00%
Reorganization Incentive	2,805,000	2,667,683	137,317	95.10%	4.90%
Special Education-Private Tuition	206,843,300	92,040,541	114,802,759	44.50%	55.50%
Special Education-Extraordinary	314,196,100	202,970,691	111,225,409	64.60%	35.40%
Special Education-Personnel	440,200,000	262,109,861	178,090,139	59.54%	40.46%
Special Education-Orphanage Tuition	111,000,000	61,166,299	49,833,701	55.10%	44.90%
Transportation-Regular/Vocational	205,808,900	106,987,552	98,821,348	51.98%	48.02%
Transportation-Special Education	440,500,000	152,641,562	287,858,438	34.65%	65.35%
Free Lunch/Breakfast	14,300,000	10,193,976	4,106,024	71.29%	28.71%
Orphanage Tuition	13,000,000	4,744,402	8,255,599	36.50%	63.50%
Special Education-Summer School	10,100,000	10,100,000	-	100.00%	0.00%
Lowest Performing Schools	846,700	-	846,700	0.00%	100.00%
IL Coalition Immigrant/Refugee Parent Mentor	1,000,000	142,858	857,142	14.29%	85.71%
Tax Equivalent Grants	222,600	222,600	-	100.00%	0.00%
After School Matters	2,500,000	750,000	1,750,000	30.00%	70.00%
Total General Revenue Fund	\$ 2,191,956,481	\$ 1,124,240,396	\$ 1,067,716,085	51.29%	48.71%

ILLINOIS STATE BOARD OF EDUCATION
Awards and Grants Expenditures
July 1, 2012 through January 31, 2013
(Fiscal Year 2013)

	Appropriation Amount	Expenditures to Date	Unexpended Appropriation	Percentage spent YTD	Percentage Unexpended
<u>Education Assistance Fund</u>					
General State Aid	\$ 390,661,700	\$ -	\$ 390,661,700	0.00%	100.00%
Total Education Assistance Fund	\$ 390,661,700	\$ -	\$ 390,661,700	0.00%	100.00%
<u>Common School Fund</u>					
General State Aid	3,896,090,800	2,355,483,965	1,540,606,835	60.46%	39.54%
Total Common School Fund	\$ 3,896,090,800	\$ 2,355,483,965	\$ 1,540,606,835	60.46%	39.54%
<u>Drivers Education Fund</u>					
Driver Education Grants	\$ 17,500,000	\$ 8,749,986	\$ 8,750,014	50.00%	50.00%
Total Drivers Education Fund	\$ 17,500,000	\$ 8,749,986	\$ 8,750,014	50.00%	50.00%
<u>School Dist. Emergency Financial Asst. Fund</u>					
School District Emergency Financial Assistance	\$ 1,000,000	\$ -	\$ 1,000,000	0.00%	100.00%
Total School Dist. Emergency Fin. Asst. Fund	\$ 1,000,000	\$ -	\$ 1,000,000	0.00%	100.00%
<u>SBE Federal Department of Agriculture Fund</u>					
Federal Nutrition Programs	\$ 725,000,000	\$ 304,287,866	\$ 420,712,134	41.97%	58.03%
Total SBE Federal Department of Agriculture Fund	\$ 725,000,000	\$ 304,287,866	\$ 420,712,134	41.97%	58.03%
<u>SBE Federal Agency Services Fund</u>					
Learn and Serve America	\$ 500,000	\$ 175,220	\$ 324,780	35.04%	64.96%
Total SBE Federal Agency Services Fund	\$ 500,000	\$ 175,220	\$ 324,780	35.04%	64.96%

ILLINOIS STATE BOARD OF EDUCATION
Awards and Grants Expenditures
July 1, 2012 through January 31, 2013
(Fiscal Year 2013)

	Appropriation Amount	Expenditures to Date	Unexpended Appropriation	Percentage spent YTD	Percentage Unexpended
<u>SBE Federal Department of Education Fund</u>					
Title VI Rural and Low Income Students	\$ 2,000,000	\$ 276,328	\$ 1,723,672	13.82%	86.18%
Race to the Top	11,197,837	363,176	10,834,661	3.24%	96.76%
Title III - English Language Acquisition	45,000,000	8,197,049	36,802,951	18.22%	81.78%
ONPAR	2,000,000	-	2,000,000	0.00%	100.00%
Enhancing Education Through Technology	5,000,000	1,368,226	3,631,774	27.36%	72.64%
Charter Schools	9,000,000	-	9,000,000	0.00%	100.00%
Advanced Placement Fee	3,000,000	1,731,701	1,268,299	57.72%	42.28%
Title I - Basic	825,000,000	179,259,541	645,740,459	21.73%	78.27%
Title IV - Safe & Drug Free Schools	500,000	18,696	481,304	3.74%	96.26%
Title IV - 21st Century/Community Service	65,000,000	17,170,306	47,829,694	26.42%	73.58%
Title II - Teacher Quality	157,000,000	19,360,119	137,639,881	12.33%	87.67%
Title II - Math/Science Partnerships	14,000,000	2,650,929	11,349,071	18.94%	81.06%
Title X - McKinney Homeless	5,000,000	915,380	4,084,620	18.31%	81.69%
Longitudinal Data Systems	685,000	-	685,000	0.00%	100.00%
IDEA - Preschool	25,000,000	6,889,609	18,110,391	27.56%	72.44%
IDEA - Improvement	4,000,000	480,647	3,519,353	12.02%	87.98%
IDEA	700,000,000	201,300,564	498,699,436	28.76%	71.24%
IDEA - Deaf/Blind	500,000	164,720	335,280	32.94%	67.06%
IDEA-Bellefaire JCB	500,000	452,681	47,319	90.54%	9.46%
Career and Technical Education - Basic Perkins	55,000,000	20,332,709	34,667,291	36.97%	63.03%
Career and Technical Education - Tech Prep	100,000	-	100,000	0.00%	100.00%
Special Federal Congressional Initiatives	4,920,463	-	4,920,463	0.00%	100.00%
Striving Readers	499,100	-	499,100	0.00%	100.00%
Title I ARRA	146,000,000	16,550,356	129,449,644	11.34%	88.66%
Enhancing Education Through Technology-ARRA	100,000	-	100,000	0.00%	100.00%
Total SBE Federal Department of Education Fund	\$ 2,081,002,400	\$ 477,482,738	\$ 1,603,519,662	22.94%	77.06%
<u>Charter Schools Revolving Loan Program Fund</u>					
Charter Schools Revolving Loans	\$ 20,000	\$ -	\$ 20,000	0.00%	100.00%
Total Charter Schools Rev. Loan Program Fund	\$ 20,000	\$ -	\$ 20,000	0.00%	100.00%

ILLINOIS STATE BOARD OF EDUCATION
Awards and Grants Expenditures
July 1, 2012 through January 31, 2013
(Fiscal Year 2013)

	Appropriation Amount	Expenditures to Date	Unexpended Appropriation	Percentage spent YTD	Percentage Unexpended
<u>School Technology Revolving Loan Program Fund</u>					
School Technology Revolving Loans	\$ 5,000,000	\$ 1,161,600	\$ 3,838,400	23.23%	76.77%
Total School Technology Rev. Loan Program Fund	\$ 5,000,000	\$ 1,161,600	\$ 3,838,400	23.23%	76.77%
<u>Temporary Relocation Expenses Revolving Grant Fund</u>					
Temporary Relocation Revolving Loans/Grants	\$ 1,400,000	\$ -	\$ 1,400,000	0.00%	100.00%
Total Temporary Relocation Exp. Rev. Grant Fund	\$ 1,400,000	\$ -	\$ 1,400,000	0.00%	100.00%
<u>Capital Development Fund</u>					
Grants for Educational Purposes	\$ 25,000,000	\$ -	\$ 25,000,000	0.00%	100.00%
Total Capital Development Fund	\$ 25,000,000	\$ -	\$ 25,000,000	0.00%	100.00%
<u>School Construction Fund</u>					
Construction Grants	\$ 83,716,205	\$ 16,431,059	\$ 67,285,146	19.63%	80.37%
Total School Construction Fund	\$ 83,716,205	\$ 16,431,059	\$ 67,285,146	19.63%	80.37%
<u>Build Illinois Bond Fund</u>					
Construction Grants	\$ 409,619	\$ -	\$ 409,619	0.00%	100.00%
Total Build Illinois Bond Fund	\$ 409,619	\$ -	\$ 409,619	0.00%	100.00%
<u>U.S. Dept. of Education Jobs Program Federal Trust Fund</u>					
Awards and Grants	\$ 26,000,000	\$ 6,330,976	\$ 19,669,024	24.35%	75.65%
Total U.S. Dept. of Education Jobs Program Fed. Trust Fund	\$ 26,000,000	\$ 6,330,976	\$ 19,669,024	24.35%	75.65%

ILLINOIS STATE BOARD OF EDUCATION
Awards and Grants Expenditures
July 1, 2012 through January 31, 2013
(Fiscal Year 2013)

	Appropriation Amount	Expenditures to Date	Unexpended Appropriation	Percentage spent YTD	Percentage Unexpended
<u>Personal Property Tax Replacement Fund</u>					
Grants for Educational Purposes	\$ 12,025,000	\$ 6,474,630	\$ 5,550,370	53.84%	46.16%
Total Personal Property Tax Replacement Fund	\$ 12,025,000	\$ 6,474,630	\$ 5,550,370	53.84%	46.16%
<u>After School Rescue Fund</u>					
Lump Sums	\$ 200,000	\$ -	\$ -	0.00%	0.00%
Total After School Rescue Fund	\$ 200,000	\$ -	\$ -		
TOTAL AWARDS AND GRANTS - ALL FUNDS	\$ 9,457,482,205	\$ 4,300,818,435	\$ 5,156,463,770		54.52%

**ILLINOIS STATE BOARD OF EDUCATION
FINANCIAL STATUS REPORT - 07/01/2012 THROUGH 1/31/2013
FY2013**

	<u>Funded Amount</u>	<u>Expended Year to Date</u>	<u>% Spent Year to Date</u>	<u>January Expenditures</u>	<u>Description</u>
Personal Services and Related	55,986.8	22,966.9	41.0%	3,378.6	Salaries & Benefits
Contractual Services	157,581.5	38,032.0	24.1%	7,593.0	Agency Contracts (see below); Non-Employee Travel; Conferences; Registration Fees
Travel	2,535.3	629.5	24.8%	73.3	Staff Travel
Commodities	733.3	121.8	16.6%	8.7	Supplies; Books
Printing	768.3	45.9	6.0%	1.8	Agency Printing
Equipment	1,324.7	297.5	22.5%	1.2	Computers; Printers; Furniture
Telecommunications	1,064.7	188.9	17.7%	7.1	Telecommunications Expenses
Auto Operations	23.8	12.7	53.4%	2.7	Operation of Agency Autos
Prompt Payment Act	0.5	0.0	0.0%	0.0	Prompt Payment
Refunds	20.8	14.6	70.2%	0.0	Refunds
Temp. Relocation Revolving Fund	0.0	0.0	0.0%	0.0	Interfund Cash Transfer
Grants	9,348,883.4	4,284,386.9	45.8%	740,420.0	See Detail Below
School Construction Grants	109,125.8	16,431.1	15.1%	0.0	School Construction Funds
TOTAL	9,678,048.9	4,363,127.8		751,486.4	

	<u>Funded Amount</u>	<u>Expended Year to Date</u>	<u>% Spent Year to Date</u>	<u>January Expenditures</u>	<u>Description</u>
--	--------------------------	--------------------------------------	-------------------------------------	---------------------------------	--------------------

Agency Contracts Breakdown:

Human Resources

Schuyler Roche & Chrisam					Arbitration matters
GRF	125.0	49.0	39.2%	20.2	

Administrative Services

Alzina					Building lease in Springfield
GRF	1,333.9	815.0	61.1%	203.7	
Other State	254.8	155.6	61.1%	38.9	
Federal	751.4	459.1	61.1%	114.8	
Xerox Corp					Copier Maintenance Repairs
GRF	92.5	48.1	52.0%	7.6	
Other State	92.5	0.0	0.0%	0.0	
Facilities Management					
GRF	110.0	54.8	49.8%	9.0	Rent for Chicago Office, Thompson Center
Other State	4.2	2.5	58.1%	0.3	
Federal	183.9	91.2	49.6%	15.0	

General Counsel/Legal

21 Impartial Hearing Officers					Teacher Dismissal Hearing Officers
GRF	89.8	24.3	27.1%	9.2	

	<u>Funded Amount</u>	<u>Expended Year to Date</u>	<u>% Spent Year to Date</u>	<u>January Expenditures</u>	<u>Description</u>
Franczek, Sullivan PC					Attorney General's Office appointed Res Vazquez to continue as Legal Counsel for the ongoing implementation and monitoring of the Corey H. consent decree
GRF	30.0	29.8	99.4%	0.0	
Shefsky & Froelich LTD					Prosecution of Educator misconduct cases and any other cases ISBE may request
GRF	184.0	20.3	11.0%	0.0	
ADR International, LLC					Pursuant to PA97-8 will provide training to hearing officers to enable them to preside over tenured teacher dismissal hearings across the State of Illinois.
GRF	125.0	41.7	33.3%	41.7	
<u>Information Technology</u>					
Dell Marketing LP					CMS master lease agreement - Third year of a five-year installment purchase agreement for a Storage Area Network, server products and components
GRF	131.4	131.4	100.0%	0.0	
Other State	114.0	114.0	100.0%	0.0	
Federal	77.8	77.8	100.0%	0.0	
Utilistar					Data analysis and reporting for Supplemental Education Services
Federal	60.0	14.0	23.4%	14.0	
Capitol Strategies Inc					Programmer for Child Nutrition/ ACES - MY07211
Federal	89.3	82.4	92.3%	11.3	
Capitol Strategies Inc					Programmer for Entity System - MY07212
GRF	156.7	85.4	54.5%	12.8	
Ashbaugh & Associates					Programmer for Teacher Certification Information System and Educator Certification System MY09212
Other State	159.7	83.6	52.3%	12.2	
Ashbaugh & Associates					Two programmers for the Special Education Data System - MY11214
Federal	303.6	143.6	47.3%	20.7	
Capitol Strategies Inc					Two Programmers for Child Nutrition System - MY08212
Federal	323.4	72.9	22.5%	11.4	
Ashbaugh & Associates					Two programmers for Child Nutrition (CNS), Claim Entry System (ACES) and LAN based Child Nutrition System - MY11211
Federal	321.4	149.9	46.6%	24.2	
Lead IT					One programmer for Child Nutrition (CNS), Claim Entry System (ACES) and LAN based Child Nutrition System - MY11212
Federal	126.0	50.0	39.7%	8.7	
Marucco Stoddard, Ferenbach & Walsh (MSF&W)					One lead programmer for Child Nutrition (CNS), Claim Entry System (ACES) and LAN based Child Nutrition System - MY11213
Federal	161.7	66.2	40.9%	8.8	
Hupp Information Technologies					Programmer for support of EDFacts/EDEN
Federal	78.9	18.4	23.4%	0.0	
IBM					Development of Statewide Student Information System
GRF	585.0	504.6	86.3%	162.9	
Federal	1,370.0	472.8	34.5%	162.9	
IBM					Will provide one Skill Level 3 Programmer Analyst for the ILDS application project
Federal	66.0	62.2	94.1%	0.0	
IBM					Will provide one Skill Level 3 Programmer Analyst for the ILDS application project
Federal	68.1	68.1	100.0%	0.0	
IBM					Will provide one Skill Level 3 Programmer Analyst for the ILDS application project
Federal	66.0	60.0	90.9%	0.0	

		<u>Funded Amount</u>	<u>Expended Year to Date</u>	<u>% Spent Year to Date</u>	<u>January Expenditures</u>	<u>Description</u>
IBM	Federal	66.0	65.6	99.4%	0.0	Will provide one Skill Level 3 Programmer Analyst for the ILDS application project
IBM	Federal	68.1	68.1	100.0%	9.3	Will provide one Skill Level 3 Programmer Analyst for the ILDS application project
IBM	Federal	68.1	59.5	87.3%	7.2	Will provide one Skill Level 3 Programmer Analyst for the ILDS application project
IBM	Federal	68.1	60.5	88.7%	6.9	Will provide one Skill Level 3 Programmer Analyst for the ILDS application project
IBM	Federal	68.1	68.1	100.0%	3.4	Will provide one Skill Level 3 Programmer Analyst for the ILDS application project
<u>College and Career Readiness</u>						
Sangamon County ROE						Staff support for Illinois Mathematics and Science Partnership Program and Enhancing Education Through Technology as well as other statewide initiatives
	Federal	60.0	15.0	25.0%	0.0	
EvalSolutions						Will provide external evaluation for Illinois Mathematics and Science Partnerships Program
	Federal	112.9	45.1	40.0%	22.6	
Illinois Chamber of Commerce						Will establish a governance structure in which the Lead Entity will serve as administrative and fiscal agent of the Transportation, Distribution and Logistics Learning Exchange.
	Federal	50.0	12.5	25.0%	0.0	
University of Illinois						Will support the implementation and continuous improvement of the pathways initiative, including the STEM POS and Learning Exchanges.
	Federal	291.8	73.0	25.0%	0.0	
Illinois Foundation FFA						Will establish a governance structure in which the Lead Entity will serve as administrative and fiscal agent of the Agriculture Learning Exchange.
	Federal	150.0	37.5	25.0%	0.0	
Illinois Science and Technology Inst.						Will establish a governance structure in which the Lead Entity will serve as administrative and fiscal agent of the Research and Development Learning Exchange.
	Federal	149.5	44.6	29.8%	7.2	
Illinois Manufacturers' Association						Will establish a governance structure in which the Lead Entity will serve as administrative and fiscal agent of the Manufacturing Learning Exchange.
	Federal	150.0	37.5	25.0%	0.0	
Illinois Community College Board						Will perform services related to the STEM College and Career Readiness project (CCR), which will support the implementation of programs of study by connecting remedial education to programs of study efforts
	Federal	123.0	0.0	0.0%	0.0	
Illinois State University						Will establish a governance structure in which the Lead Entity will serve as administrative and fiscal agent of the Energy Learning Exchange.
	Federal	50.0	12.5	25.0%	0.0	
University of Illinois						Will establish a governance structure in which the Lead Entity will serve as administrative and fiscal agent of the Health Science Learning Exchange.
	Federal	150.0	37.5	25.0%	0.0	
Southwestern Ed. Dev. Corp						Will assist ISBE with state sponsored technical assistance workshops and professional development for 21st CCLC grantees.
	Federal	598.0	79.0	13.2%	79.0	

	<u>Funded Amount</u>	<u>Expended Year to Date</u>	<u>% Spent Year to Date</u>	<u>January Expenditures</u>	<u>Description</u>
<u>Early Childhood</u>					
Hupp Information Technologies					Programmer for Early Childhood Block Grant Program
GRF	86.3	21.1	24.5%	0.0	
National Louis University					Third party monitoring of Early Childhood Block Grant Programs
GRF	831.0	415.5	50.0%	0.0	
IL Department of Human Services					Gateways to Opportunities Scholarship Program for Early Childhood
GRF	500.0	500.0	100.0%	0.0	
WestEd					Contractor will develop the Illinois Kindergarten Individual Development Survey
GRF	1,523.1	689.6	45.3%	308.8	
<u>English Language Learning</u>					
Illinois Migrant Council					Support & technical assistance to the Migrant Education Program
Federal	491.0	232.6	47.4%	0.0	
University of Wisconsin					Will create academic Spanish language development standards for grades PreK-12 and develop technology mediated assessments for grades PreK-12
Federal	1,341.7	206.3	15.4%	25.8	
Illinois Resource Center					Statewide professional development
GRF	1,760.9	733.7	41.7%	587.0	
Federal	125.0	0.0	0.0%	0.0	
<u>Special Education Services</u>					
7 Hearing Officers					Impartial Hearing Officers in the local-level - Section 14-8.02 of the School Code
Federal	259.0	168.0	64.9%	45.9	
9 Mediation Officers					Special Education mediation services
Federal	95.0	55.5	58.4%	7.7	
ROE # 20					Harrisburg Project - Manage software for special education districts and co-ops
Federal	692.8	346.4	50.0%	57.7	
Gail Imobersteg					Evaluation of Special Education Impartial Hearing Officers
Federal	50.0	25.0	50.0%	4.2	
Measurement Incorporated					Special Education parent survey
Federal	65.0	0.0	0.0%	0.0	
Capitol Strategies Consulting					Maintain Special Education Database System
Federal	153.9	69.9	45.5%	10.7	
Illinois State University					Evaluation services for the 5 year State Personnel Development Grant
Federal	156.3	81.3	52.0%	12.5	
IL Caucus for Adolescent Health					HIV Prevention Education Training
Federal	50.0	30.0	60.0%	0.0	
Peoria County ROE					Administer, plan and implement the IL Virtual School (IVS) Program
GRF	1,200.0	570.0	47.5%	180.0	
Special Education Services					Training and on-going staff development for Due Process Hearing Officers
Federal	134.9	62.5	46.3%	20.8	
Macro International Inc					Will administer the Youth Risk Behavior Survey (YRBS)
Federal	74.9	0.0	0.0%	0.0	
Fieldcrest CUSD 6					School Technology Revolving Loan Agreement
Other State	81.9	81.9	100.0%	81.9	
Forrestville Valley School Dist #221					School Technology Revolving Loan Agreement
Other State	64.3	64.3	100.0%	64.3	

	<u>Funded Amount</u>	<u>Expended Year to Date</u>	<u>% Spent Year to Date</u>	<u>January Expenditures</u>	<u>Description</u>
Woodstock CUSD #200 Other State	250.0	250.0	100.0%	250.0	School Technology Revolving Loan Agreement
East Alton/Wood River Dist #14 Other State	113.8	113.8	100.0%	113.8	School Technology Revolving Loan Agreement
Griggsville-Perry CUSD #4 Other State	40.3	40.3	100.0%	40.3	School Technology Revolving Loan Agreement
Sycamore CUSD # 427 Other State	211.2	211.2	100.0%	211.2	School Technology Revolving Loan Agreement
Taylorville CUSD #3 Other State	152.4	152.4	100.0%	152.4	School Technology Revolving Loan Agreement
Waterloo CUSD #5 Other State	158.4	158.4	100.0%	158.4	School Technology Revolving Loan Agreement
DuQuoin CUSD #300 Other State	89.5	89.5	100.0%	89.5	School Technology Revolving Loan Agreement
<u>Innovation and Improvement</u>					
Northern Illinois University GRF	810.2	590.0	72.8%	295.0	A "live data" website for an Illinois Interactive Report Card
Federal	369.8	0.0	0.0%	0.0	
Academic Development, Inc. Federal	100.7	50.4	50.0%	25.2	Technical assistance to schools/districts in developing evaluations for the content and effectiveness of the parental involvement policy activities and programs for improving the academic quality of schools through the spread of internet technology
Sangamon County ROE Federal	150.0	75.0	50.0%	12.5	Provide services in the review, amendment and approval process of NCLB applications and ARRA Title I applications
University of Memphis Federal	153.8	76.9	50.0%	38.5	Evaluation of the effectiveness of providers for Supplemental Education Services
Macon Piatt County ROE GRF	137.6	68.8	50.0%	68.8	Will support the consistent design and delivery of state professional development modules
American Institutes for Research Federal	25.0	25.0	100.0%	0.0	Will conduct monitoring activities and provide statewide technical assistance and professional development to the 21st Century Community Learning Center
The Vallas Group GRF	311.3	0.0	0.0%	0.0	Will assist in the coordination of various aspects of ISBE interventions in low performing school districts
Illinois State University Federal	891.0	60.0	6.7%	0.0	Will convene and facilitate the work of multi-state teams to support common core statewide implementation planning. Provide leadership and coordination of the Partnership for the Assessment Readiness for College and Career (PARCC) Educator Leader Core.
GRF	9.0	0.0	0.0%	0.0	
<u>Assessment</u>					
NCS Pearson (Harcourt) GRF	11,671.5	8,470.2	72.6%	1,067.1	Implement the Illinois Standards Achievement Test (ISAT) and state assessment and accountability requirements- MY07645
Federal	2,272.3	138.1	6.1%	0.0	

	<u>Funded Amount</u>	<u>Expended Year to Date</u>	<u>% Spent Year to Date</u>	<u>January Expenditures</u>	<u>Description</u>
NCS Pearson (Harcourt)					Development of the Illinois Standards Achievement Test- MY05647
GRF	3,058.0	1,539.0	50.3%	506.3	
Federal	3,058.0	2,005.3	65.6%	0.0	
NCS Pearson, Inc.					IAA Test Development (MY066410)
Federal	2,713.5	1,356.7	50.0%	226.1	
Wisconsin University - WIDA Consortium					Title III Requirements for the ACCESS test (English Language Learning). Validated through comparative studies
GRF	4,839.8	3,387.9	70.0%	0.0	
American College Testing					Administration of the Prairie State Achievement Exam (PSAE)
GRF	7,435.2	6,071.3	81.7%	2,428.5	
Federal	7,521.6	0.0	0.0%	0.0	
Harte-Hanks					Will provide evaluation and review of vendor services to ensure the quality and accuracy of all Illinois' assessments
Federal	306.3	131.8	43.0%	10.6	
Other State	39.8	24.0	60.3%	0.0	
Danny Long					Will serve as the Partnership for Assessment of Readiness for College and Careers (PARCC) Coordinator.
Federal	107.3	48.8	45.5%	9.8	
GRF	9.2	4.2	45.5%	0.6	
University of Illinois					Evaluation of the large scale assessment and accountability system
GRF	39.0	39.0	100.0%	0.0	
<u>Preparation and Evaluation</u>					
4 Hearing Officers					Certification Revocation Hearing Officers
Other State	179.9	20.3	11.3%	1.0	
Illinois State University					Coordinate work to support of the National Board of Professional Teaching Standards to serve schools
Federal	329.3	0.0	0.0%	0.0	
Consortium for Educational Change					Will develop training, support and informational materials necessary according to The Performance Evaluation Reform Act (PERA)
Federal	2,300.0	1,810.2	78.7%	19.6	
Consortium for Educational Change					Will develop training, support and informational materials necessary according to The Performance Evaluation Reform Act (PERA)
Federal	225.0	75.0	33.3%	0.0	
University of Chicago					Will develop and administer a statewide Survey of Learning Conditions as required by Section 2-3.153 of the School Code
Federal	513.0	128.2	25.0%	0.0	
American Institutes for Research					Will provide a work plan that lays out strategic timelines and outcomes to be completed monthly through 6/30/13, in order to fulfill the short term and long term goals of PEAC
Federal	293.7	118.7	40.4%	0.0	
University of Illinois					Facilitate with ISBE and New Illinois Teacher Collaborative a pilot for the Induction and Mentoring Program
Other State	88.0	88.0	100.0%	0.0	
Westat					Will serve as the entity to conduct the PERA Research Based Study.
Federal	392.7	130.9	33.3%	130.9	

	<u>Funded Amount</u>	<u>Expended Year to Date</u>	<u>% Spent Year to Date</u>	<u>January Expenditures</u>	<u>Description</u>
<u>Chief Performance Officer</u>					
Ashbaugh & Associates, Inc. Federal	215.3	112.9	52.4%	25.5	Provide programmer for the Illinois Longitudinal Data System
IL Board of Higher Education Federal	157.0	54.2	34.5%	9.0	Integrate infrastructure and data systems of IBHE and ISBE for IL Longitudinal Data System
Public Consulting Group Federal	387.9	0.0	0.0%	0.0	IL Longitudinal Data System Data Architecture
IL Board of Higher Education Federal	338.4	76.2	22.5%	72.7	IL Longitudinal Data System Status Reports
Hupp Information Technologies Federal	1,541.1	608.6	39.5%	101.4	Redesign of the TCIS TSR Systems
MSF&W Federal	176.6	98.4	55.7%	14.6	Co-project manager for the Illinois Longitudinal Data System (ILDS)
Public Consulting Group Federal	200.0	0.0	0.0%	0.0	Provide services in the integration of all ISBE student-level data collection systems and connecting student-level data
Illinois Community College Board Federal	1,030.3	188.7	18.3%	9.0	Funding for ICCB to perform certain services related to the State Longitudinal Data System ARRA Grant
Illinois Student Assistance Commission Federal	631.8	261.8	41.4%	100.1	ISAC will perform certain services related to SLDS ARRA Grant
University of Illinois Federal	140.7	0.0	0.0%	0.0	Will create a statewide education policy research collaborative.
Northern Illinois University Federal	285.0	0.0	0.0%	0.0	NIU will update the Illinois Interactive Report card to implement to new state report card per Public Act 097-0671.
<u>Fiscal and Procurement</u>					
Crowe Horwath GRF	96.6	87.6	90.7%	6.1	Will follow the agency procedures for GAAP reports and the IOC's SAMS chapter 27 procedures to assist staff in extracting and compiling data from the Agency's Internal Accounting System for the purpose of converting accounting information from cash basis GAAP reporting
Multilingual Connections Federal	116.2	39.2	33.7%	0.0	Translation of documents from English to other languages
<u>Funding & Disbursements</u>					
MTW Solutions, LLC Federal	45.0	0.0	0.0%	0.0	Technical Support for e-Grants System
GRF	15.0	0.0	0.0%	0.0	
<u>Nutrition Programs</u>					
Legal Resolve, Inc. Federal	150.0	40.0	26.7%	0.0	Administrative Hearing Officer for Child Care Food Program
Department of Public Health Federal	135.0	67.0	49.6%	0.0	Conduct the summer food sanitation inspections

	<u>Funded Amount</u>	<u>Expended Year to Date</u>	<u>% Spent Year to Date</u>	<u>January Expenditures</u>	<u>Description</u>
<u>School Business Services</u>					
North Chicago SD 187					Technical assistance to promote the financial health of the this district. Will provide funding toward the salary and benefits for a new financial and budget analyst position at the district.
Other State	74.1	0.0	0.0%	0.0	
PAYSON SCH DIST NO 1					School Maintenance Grant
Other State	50.0	50.0	100.0%	0.0	
MENDON CUSD 4					School Maintenance Grant
Other State	50.0	50.0	100.0%	0.0	
QUINCY SD 172					School Maintenance Grant
Other State	50.0	50.0	100.0%	0.0	
GRIGGSVILLE CUSD 4					School Maintenance Grant
Other State	50.0	50.0	100.0%	0.0	
SHAWNEE CUSD 84					School Maintenance Grant
Other State	50.0	50.0	100.0%	0.0	
BOND COUNTY 2					School Maintenance Grant
Other State	50.0	50.0	100.0%	0.0	
EFFINGHAM CUSD 40					School Maintenance Grant
Other State	50.0	50.0	100.0%	0.0	
BELVIDERE CUSD 100					School Maintenance Grant
Other State	50.0	50.0	100.0%	0.0	
NORTH BOONE CUD 200					School Maintenance Grant
Other State	50.0	50.0	100.0%	0.0	
ROCKFORD SCHOOL DIST 205					School Maintenance Grant
Other State	50.0	50.0	100.0%	0.0	
DURAND CUSD 322					School Maintenance Grant
Other State	50.0	50.0	100.0%	0.0	
FIVE-COUNTY REG VOC SYST-EFE					School Maintenance Grant
Other State	50.0	50.0	100.0%	0.0	
HONONEGAH CHSD 207					School Maintenance Grant
Other State	50.0	50.0	100.0%	0.0	
NORTHBROOK ESD 27					School Maintenance Grant
Other State	50.0	50.0	100.0%	0.0	
GLENVIEW DIST 34					School Maintenance Grant
Other State	50.0	50.0	100.0%	0.0	
COOK COUNTY SCHOOL DISTRICT 36					School Maintenance Grant
Other State	50.0	50.0	100.0%	0.0	
KENILWORTH SD 38					School Maintenance Grant
Other State	50.0	50.0	100.0%	0.0	
WILMETTE SD 39					School Maintenance Grant
Other State	50.0	50.0	100.0%	0.0	
DES PLAINES SCH DIST 62					School Maintenance Grant
Other State	50.0	50.0	100.0%	0.0	
PARK RIDGE DIST 64 CONS					School Maintenance Grant
Other State	50.0	50.0	100.0%	0.0	
GOLF ELEM SD 67					School Maintenance Grant
Other State	50.0	50.0	100.0%	0.0	
MORTON GROVE SD 70					School Maintenance Grant
Other State	50.0	50.0	100.0%	0.0	

	<u>Funded Amount</u>	<u>Expended Year to Date</u>	<u>% Spent Year to Date</u>	<u>January Expenditures</u>	<u>Description</u>
FAIRVIEW SD 72					School Maintenance Grant
Other State	50.0	50.0	100.0%	0.0	
EVERGREEN PARK ESD 124					School Maintenance Grant
Other State	50.0	50.0	100.0%	0.0	
ATWOOD HEIGHTS DISTRICT 125					School Maintenance Grant
Other State	50.0	50.0	100.0%	0.0	
LEMONT-BROMBEREK CSD 113A					School Maintenance Grant
Other State	50.0	50.0	100.0%	0.0	
FOREST RIDGE SD 142					School Maintenance Grant
Other State	49.3	49.3	100.0%	0.0	
COMMUNITY CONS SCH DIST 146					School Maintenance Grant
Other State	50.0	50.0	100.0%	0.0	
ALSIP-HAZLGRN-OAKLWN SD 126					School Maintenance Grant
Other State	50.0	50.0	100.0%	0.0	
HOOVER SCHRUM MEMORIAL 157					School Maintenance Grant
Other State	50.0	50.0	100.0%	0.0	
SCHILLER PARK SD 81					School Maintenance Grant
Other State	50.0	50.0	100.0%	0.0	
MAINE TWP HSD 207					School Maintenance Grant
Other State	50.0	50.0	100.0%	0.0	
MANNHEIM COOK CNTY 083					School Maintenance Grant
Other State	50.0	50.0	100.0%	0.0	
FRANKLIN PARK SD 84					School Maintenance Grant
Other State	50.0	50.0	100.0%	0.0	
UNION RIDGE SD 86					School Maintenance Grant
Other State	50.0	50.0	100.0%	0.0	
WESTCHESTER SD 92-5					School Maintenance Grant
Other State	50.0	50.0	100.0%	0.0	
HILLSIDE SD 93					School Maintenance Grant
Other State	50.0	50.0	100.0%	0.0	
PENNOYER SD 79					School Maintenance Grant
Other State	50.0	50.0	100.0%	0.0	
RIVERSIDE SCHOOL DIST 96					School Maintenance Grant
Other State	50.0	50.0	100.0%	0.0	
LA GRANGE SD 102					School Maintenance Grant
Other State	50.0	50.0	100.0%	0.0	
LA GRANGE SD 105					School Maintenance Grant
Other State	50.0	50.0	100.0%	0.0	
PROVISO TWP HSD 209					School Maintenance Grant
Other State	50.0	50.0	100.0%	0.0	
LEYDEN CHSD 212					School Maintenance Grant
Other State	50.0	50.0	100.0%	0.0	
CENTRAL STICKNEY SD 110					School Maintenance Grant
Other State	50.0	50.0	100.0%	0.0	
NORTH PALOS SD 117					School Maintenance Grant
Other State	50.0	50.0	100.0%	0.0	
OAK LAWN-HOMETOWN S D 123					School Maintenance Grant
Other State	50.0	50.0	100.0%	0.0	

	<u>Funded Amount</u>	<u>Expended Year to Date</u>	<u>% Spent Year to Date</u>	<u>January Expenditures</u>	<u>Description</u>
ARGO CHSD 217					School Maintenance Grant
Other State	50.0	50.0	100.0%	0.0	
REAVIS TWP HSD 220					School Maintenance Grant
Other State	50.0	50.0	100.0%	0.0	
BREMEN CHSD 228					School Maintenance Grant
Other State	50.0	50.0	100.0%	0.0	
OAK LAWN CHSD 229					School Maintenance Grant
Other State	50.0	50.0	100.0%	0.0	
EASTLAND CUSD 308					School Maintenance Grant
Other State	50.0	50.0	100.0%	0.0	
WEST CARROLL CUSD 314					School Maintenance Grant
Other State	50.0	50.0	100.0%	0.0	
EAST DUBUQUE CUSD 119					School Maintenance Grant
Other State	50.0	50.0	100.0%	0.0	
WARREN CUSD 205					School Maintenance Grant
Other State	50.0	50.0	100.0%	0.0	
ORANGEVILLE SD 203					School Maintenance Grant
Other State	49.9	49.9	100.0%	0.0	
TOLONO SCH DIST 7					School Maintenance Grant
Other State	50.0	50.0	100.0%	0.0	
GIBSON-MELVIN-SIBLEY CUSD 5					School Maintenance Grant
Other State	50.0	50.0	100.0%	0.0	
PAXTON BUCKLEY LODA CUSD					School Maintenance Grant
Other State	50.0	50.0	100.0%	0.0	
HILLSBORO CUSD 3					School Maintenance Grant
Other State	50.0	50.0	100.0%	0.0	
MARSHALL CUSD 2C					School Maintenance Grant
Other State	50.0	50.0	100.0%	0.0	
MATTOON CUSD 2					School Maintenance Grant
Other State	50.0	50.0	100.0%	0.0	
CHADWICK-MILLEDGEVILLE 399					School Maintenance Grant
Other State	50.0	50.0	100.0%	0.0	
RICH TWP HSD 227					School Maintenance Grant
Other State	50.0	50.0	100.0%	0.0	
TUSCOLA CUSD 301					School Maintenance Grant
Other State	50.0	50.0	100.0%	0.0	
ARTHUR CUSD 305					School Maintenance Grant
Other State	50.0	50.0	100.0%	0.0	
KANSAS CUSD 3					School Maintenance Grant
Other State	50.0	50.0	100.0%	0.0	
SHELBYVILLE CUSD 4					School Maintenance Grant
Other State	50.0	50.0	100.0%	0.0	
STEWARDSON-STRASBURG 5A					School Maintenance Grant
Other State	50.0	50.0	100.0%	0.0	
CENTRAL A&M COMMUNITY UNIT					School Maintenance Grant
Other State	50.0	50.0	100.0%	0.0	
EDGAR COUNTY CUSD 6					School Maintenance Grant
Other State	50.0	50.0	100.0%	0.0	

	<u>Funded Amount</u>	<u>Expended Year to Date</u>	<u>% Spent Year to Date</u>	<u>January Expenditures</u>	<u>Description</u>
CLAY CITY CUSD 10					School Maintenance Grant
Other State	50.0	50.0	100.0%	0.0	
ROBINSON SD 2					School Maintenance Grant
Other State	50.0	50.0	100.0%	0.0	
COUNTY OF RICHLAND					School Maintenance Grant
Other State	50.0	50.0	100.0%	0.0	
WESCLIN CUSD 3					School Maintenance Grant
Other State	50.0	50.0	100.0%	0.0	
CENTRAL COMM HIGH SD 71					School Maintenance Grant
Other State	50.0	50.0	100.0%	0.0	
PATOKA CUSD 100					School Maintenance Grant
Other State	50.0	50.0	100.0%	0.0	
INDIAN CREEK CUSD 425					School Maintenance Grant
Other State	50.0	50.0	100.0%	0.0	
SYCAMORE CUSD 427					School Maintenance Grant
Other State	50.0	50.0	100.0%	0.0	
DEKALB CUSD 428					School Maintenance Grant
Other State	50.0	50.0	100.0%	0.0	
HIAWATHA CUSD 426					School Maintenance Grant
Other State	50.0	50.0	100.0%	0.0	
COUNTY OF COLE					School Maintenance Grant
Other State	50.0	50.0	100.0%	0.0	
SOMONAUK CUSD 432					School Maintenance Grant
Other State	50.0	50.0	100.0%	0.0	
BLUE RIDGE CUSD 18					School Maintenance Grant
Other State	50.0	50.0	100.0%	0.0	
PRAIRIE CENTRAL CUSD 8					School Maintenance Grant
Other State	50.0	50.0	100.0%	0.0	
OKAW VALLEY CUSD 302					School Maintenance Grant
Other State	50.0	50.0	100.0%	0.0	
TRI- POINT CUSD 6-J					School Maintenance Grant
Other State	50.0	50.0	100.0%	0.0	
INDIAN VALLEY VOCATIONAL CENTER					School Maintenance Grant
Other State	50.0	50.0	100.0%	0.0	
DWIGHT TWP HSD 230					School Maintenance Grant
Other State	50.0	50.0	100.0%	0.0	
TRI VALLEY CUSD 3					School Maintenance Grant
Other State	50.0	50.0	100.0%	0.0	
MCLEAN COUNTY UD 5					School Maintenance Grant
Other State	50.0	50.0	100.0%	0.0	
LEXINGTON CUSD 7					School Maintenance Grant
Other State	50.0	50.0	100.0%	0.0	
COUNTY OF DUPAGE SCHOOL DIST 4					School Maintenance Grant
Other State	50.0	50.0	100.0%	0.0	
WOOD DALE SD 7					School Maintenance Grant
Other State	50.0	50.0	100.0%	0.0	
MEDINAH SD 11					School Maintenance Grant
Other State	50.0	50.0	100.0%	0.0	

	<u>Funded Amount</u>	<u>Expended Year to Date</u>	<u>% Spent Year to Date</u>	<u>January Expenditures</u>	<u>Description</u>
BLOOMINGDALE SD 13					School Maintenance Grant
Other State	50.0	50.0	100.0%	0.0	
QUEEN BEE SD 16					School Maintenance Grant
Other State	50.0	50.0	100.0%	0.0	
WINFIELD SD34					School Maintenance Grant
Other State	50.0	50.0	100.0%	0.0	
GLENN ELLYN DISTRICT 41					School Maintenance Grant
Other State	50.0	50.0	100.0%	0.0	
LOMBARD SD 44					School Maintenance Grant
Other State	50.0	50.0	100.0%	0.0	
VILLA PARK SD 45					School Maintenance Grant
Other State	50.0	50.0	100.0%	0.0	
BUTLER SD 53					School Maintenance Grant
Other State	50.0	50.0	100.0%	0.0	
DOWNERS GROVE GSD 58					School Maintenance Grant
Other State	50.0	50.0	100.0%	0.0	
DARIEN SD 61					School Maintenance Grant
Other State	50.0	50.0	100.0%	0.0	
COUNTY OF DUPAGE					School Maintenance Grant
Other State	50.0	50.0	100.0%	0.0	
WOODRIDGE SD 68					School Maintenance Grant
Other State	50.0	50.0	100.0%	0.0	
HINSDALE DIST 86					School Maintenance Grant
Other State	50.0	50.0	100.0%	0.0	
FENTON CHSD 100					School Maintenance Grant
Other State	50.0	50.0	100.0%	0.0	
LAKE PARK CHSD 108					School Maintenance Grant
Other State	50.0	50.0	100.0%	0.0	
COMMUNITY UNIT SCHOOL DIST 200					School Maintenance Grant
Other State	50.0	50.0	100.0%	0.0	
LISLE CUSD 202					School Maintenance Grant
Other State	50.0	50.0	100.0%	0.0	
ELMHURST SD 205					School Maintenance Grant
Other State	50.0	50.0	100.0%	0.0	
MAERCKER SD 60					School Maintenance Grant
Other State	50.0	50.0	100.0%	0.0	
DUPAGE AREA OCCUP EDUCATIONAL					School Maintenance Grant
Other State	50.0	50.0	100.0%	0.0	
WABASH CUSD 348					School Maintenance Grant
Other State	50.0	50.0	100.0%	0.0	
CARMI-WHITE COUNTY CUSD 5					School Maintenance Grant
Other State	50.0	50.0	100.0%	0.0	
CARTERVILLE CUSD 5					School Maintenance Grant
Other State	50.0	50.0	100.0%	0.0	
V I T UNIT SCHOOL DIST 2					School Maintenance Grant
Other State	50.0	50.0	100.0%	0.0	
CANTON UNION SD 66					School Maintenance Grant
Other State	50.0	50.0	100.0%	0.0	

	<u>Funded Amount</u>	<u>Expended Year to Date</u>	<u>% Spent Year to Date</u>	<u>January Expenditures</u>	<u>Description</u>
SCHUYLER-INDUSTRY CUSD 5					School Maintenance Grant
Other State	50.0	50.0	100.0%	0.0	
MORRIS SD 54					School Maintenance Grant
Other State	50.0	50.0	100.0%	0.0	
SARATOGA CCSD 60C					School Maintenance Grant
Other State	50.0	50.0	100.0%	0.0	
NEWARK CHSD 18					School Maintenance Grant
Other State	50.0	50.0	100.0%	0.0	
PLANO CUSD 88					School Maintenance Grant
Other State	50.0	50.0	100.0%	0.0	
LISBON CCSD 90					School Maintenance Grant
Other State	50.0	50.0	100.0%	0.0	
SOUTHEASTERN CUSD 337					School Maintenance Grant
Other State	50.0	50.0	100.0%	0.0	
WEST PRAIRIE CUSD 103					School Maintenance Grant
Other State	50.0	50.0	100.0%	0.0	
WEST CENTRAL CUSD 235					School Maintenance Grant
Other State	50.0	50.0	100.0%	0.0	
MERCER COUNTY SD 404					School Maintenance Grant
Other State	50.0	50.0	100.0%	0.0	
PRINCETON ELEM SD 115					School Maintenance Grant
Other State	50.0	50.0	100.0%	0.0	
ALWOOD CUSD 225					School Maintenance Grant
Other State	50.0	50.0	100.0%	0.0	
ANNAWAN CUSD 226					School Maintenance Grant
Other State	50.0	50.0	100.0%	0.0	
CAMBRIDGE CUSD 227					School Maintenance Grant
Other State	50.0	50.0	100.0%	0.0	
GALATIA CUSD 1					School Maintenance Grant
Other State	50.0	50.0	100.0%	0.0	
ORION CUSD 223					School Maintenance Grant
Other State	50.0	50.0	100.0%	0.0	
CARBONDALE ESD 95					School Maintenance Grant
Other State	50.0	50.0	100.0%	0.0	
CARBONDALE CHSD 165					School Maintenance Grant
Other State	50.0	50.0	100.0%	0.0	
ELGIN SCHOOL DISTRICT U-46					School Maintenance Grant
Other State	50.0	50.0	100.0%	0.0	
AURORA WEST SCHOOL DIST 129					School Maintenance Grant
Other State	50.0	50.0	100.0%	0.0	
DONOVAN COMMUNITY U S D 3					School Maintenance Grant
Other State	50.0	50.0	100.0%	0.0	
CENTRAL CUSD 4					School Maintenance Grant
Other State	50.0	50.0	100.0%	0.0	
IROQUOIS WEST CUSD 10					School Maintenance Grant
Other State	50.0	50.0	100.0%	0.0	
MOMENCE COMM UNIT SCH DIST 1					School Maintenance Grant
Other State	50.0	50.0	100.0%	0.0	

	<u>Funded Amount</u>	<u>Expended Year to Date</u>	<u>% Spent Year to Date</u>	<u>January Expenditures</u>	<u>Description</u>
HERSCHER CUSD 2					School Maintenance Grant
Other State	50.0	50.0	100.0%	0.0	
BRADLEY BOURBONNAIS CHSD 307					School Maintenance Grant
Other State	50.0	50.0	100.0%	0.0	
GALESBURG CUSD 205					School Maintenance Grant
Other State	50.0	50.0	100.0%	0.0	
EMMONS SD 33					School Maintenance Grant
Other State	50.0	50.0	100.0%	0.0	
CRESCENT-IROQUOIS CUSD 249					School Maintenance Grant
Other State	50.0	50.0	100.0%	0.0	
GRASS LAKE SD 36					School Maintenance Grant
Other State	50.0	50.0	100.0%	0.0	
GRAYSLAKE CCSD 46					School Maintenance Grant
Other State	50.0	50.0	100.0%	0.0	
WOODLAND CCSD 50					School Maintenance Grant
Other State	50.0	50.0	100.0%	0.0	
LAKE BLUFF SCHOOL DISTRICT 65					School Maintenance Grant
Other State	50.0	50.0	100.0%	0.0	
OAK GROVE SD 68					School Maintenance Grant
Other State	50.0	50.0	100.0%	0.0	
LIBERTYVILLE SD 70					School Maintenance Grant
Other State	50.0	50.0	100.0%	0.0	
RONDOUT SD 72					School Maintenance Grant
Other State	50.0	50.0	100.0%	0.0	
HAWTHORN CCSD 73					School Maintenance Grant
Other State	50.0	50.0	100.0%	0.0	
DIAMOND LAKE SD 76					School Maintenance Grant
Other State	50.0	50.0	100.0%	0.0	
FREMONT SD 79					School Maintenance Grant
Other State	50.0	50.0	100.0%	0.0	
BRADFORD CUSD 1					School Maintenance Grant
Other State	50.0	50.0	100.0%	0.0	
MANTENO CUSD 5					School Maintenance Grant
Other State	50.0	50.0	100.0%	0.0	
LAKE ZURICH SD 95					School Maintenance Grant
Other State	50.0	50.0	100.0%	0.0	
LINCOLNSHIRE-PRAIRIEVIEW 103					School Maintenance Grant
Other State	50.0	50.0	100.0%	0.0	
TOWNSHIP HIGH SCHOOL DIST 113					School Maintenance Grant
Other State	50.0	50.0	100.0%	0.0	
FOX LAKE GSD 114					School Maintenance Grant
Other State	50.0	50.0	100.0%	0.0	
ROUND LAKE AREA SD 116					School Maintenance Grant
Other State	50.0	50.0	100.0%	0.0	
KNOXVILLE CUSD 202					School Maintenance Grant
Other State	50.0	50.0	100.0%	0.0	
WINTHROP HARBOR SD 1					School Maintenance Grant
Other State	50.0	50.0	100.0%	0.0	

	<u>Funded Amount</u>	<u>Expended Year to Date</u>	<u>% Spent Year to Date</u>	<u>January Expenditures</u>	<u>Description</u>
WAUCONDA CUSD 118					School Maintenance Grant
Other State	50.0	50.0	100.0%	0.0	
MUNDELEIN HS DIST 120					School Maintenance Grant
Other State	50.0	50.0	100.0%	0.0	
WARREN THSD 121					School Maintenance Grant
Other State	50.0	50.0	100.0%	0.0	
GRANT CHSD 124					School Maintenance Grant
Other State	50.0	50.0	100.0%	0.0	
GRAYSLAKE CHSD 127					School Maintenance Grant
Other State	50.0	50.0	100.0%	0.0	
NORTH CHICAGO SD 187					School Maintenance Grant
Other State	50.0	50.0	100.0%	0.0	
LAKE CO HIGH SCHL TECHNOLOGY					School Maintenance Grant
Other State	50.0	50.0	100.0%	0.0	
LELAND CUSD 1					School Maintenance Grant
Other State	50.0	50.0	100.0%	0.0	
SERENA CUSD NO 2					School Maintenance Grant
Other State	50.0	50.0	100.0%	0.0	
EARLVILLE CUSD 9					School Maintenance Grant
Other State	50.0	50.0	100.0%	0.0	
ALLEN TWSP COMM CONS DIST 65					School Maintenance Grant
Other State	50.0	50.0	100.0%	0.0	
KANKAKEE AREA CAREER CENTER					School Maintenance Grant
Other State	50.0	50.0	100.0%	0.0	
LASALLE-PERU TOWNSHIP HIGH					School Maintenance Grant
Other State	50.0	50.0	100.0%	0.0	
OTTAWA THSD 140					School Maintenance Grant
Other State	50.0	50.0	100.0%	0.0	
SENECA TWP HSD 160					School Maintenance Grant
Other State	50.0	50.0	100.0%	0.0	
SENECA CCSD 170					School Maintenance Grant
Other State	50.0	50.0	100.0%	50.0	
WALLACE CCSD 195					School Maintenance Grant
Other State	50.0	50.0	100.0%	0.0	
RUTLAND CCSD 230					School Maintenance Grant
Other State	50.0	50.0	100.0%	0.0	
MOUNT PULASKI CUD 23					School Maintenance Grant
Other State	50.0	50.0	100.0%	0.0	
HAVANA CUSD 126					School Maintenance Grant
Other State	50.0	50.0	100.0%	0.0	
ILLINI CENTRAL CUSD 189					School Maintenance Grant
Other State	50.0	50.0	100.0%	0.0	
PORTA CUSD 202					School Maintenance Grant
Other State	50.0	50.0	100.0%	0.0	
ATHENS CUSD 213					School Maintenance Grant
Other State	50.0	50.0	100.0%	0.0	
ARGENTA-OREANA CUSD 1					School Maintenance Grant
Other State	50.0	50.0	100.0%	0.0	

	<u>Funded Amount</u>	<u>Expended Year to Date</u>	<u>% Spent Year to Date</u>	<u>January Expenditures</u>	<u>Description</u>
MT ZION CUSD 3					School Maintenance Grant
Other State	50.0	50.0	100.0%	0.0	
SANGAMON VALLEY CUSD 9					School Maintenance Grant
Other State	50.0	50.0	100.0%	0.0	
MERIDIAN CUSD 15					School Maintenance Grant
Other State	50.0	50.0	100.0%	0.0	
DECATUR SD 61					School Maintenance Grant
Other State	50.0	50.0	100.0%	0.0	
BEMENT CUSD 5					School Maintenance Grant
Other State	50.0	50.0	100.0%	0.0	
MONTICELLO CU 25					School Maintenance Grant
Other State	50.0	50.0	100.0%	0.0	
DELAND-WELDON CUSD 57					School Maintenance Grant
Other State	50.0	50.0	100.0%	0.0	
CERRO GORDO CUSD 100					School Maintenance Grant
Other State	50.0	50.0	100.0%	0.0	
CARROLLTON CUSD 1					School Maintenance Grant
Other State	50.0	50.0	100.0%	0.0	
ANTIOCH C H S D 117					School Maintenance Grant
Other State	50.0	50.0	100.0%	0.0	
COMMUNITY HIGH SD 128					School Maintenance Grant
Other State	50.0	50.0	100.0%	0.0	
MAROA FORSYTH CUSD 2					School Maintenance Grant
Other State	50.0	50.0	100.0%	0.0	
GREENFIELD CUSD 10					School Maintenance Grant
Other State	50.0	50.0	100.0%	0.0	
JERSEY CUSD 100					School Maintenance Grant
Other State	50.0	50.0	100.0%	0.0	
MT OLIVE CUSD 5					School Maintenance Grant
Other State	50.0	50.0	100.0%	0.0	
STAUNTON CUSD 6					School Maintenance Grant
Other State	50.0	50.0	100.0%	0.0	
SOUTHWESTERN CUSD 9					School Maintenance Grant
Other State	50.0	50.0	100.0%	0.0	
NORTH MAC CUSD 34					School Maintenance Grant
Other State	50.0	50.0	100.0%	0.0	
ROXANA CUSD 1					School Maintenance Grant
Other State	50.0	50.0	100.0%	0.0	
TRIAD CUSD 2					School Maintenance Grant
Other State	50.0	50.0	100.0%	0.0	
HIGHLAND CUSD 5					School Maintenance Grant
Other State	50.0	50.0	100.0%	0.0	
BETHALTO CUSD 8					School Maintenance Grant
Other State	50.0	50.0	100.0%	0.0	
GRANITE CITY CUSD 9					School Maintenance Grant
Other State	50.0	50.0	100.0%	0.0	
COLLINSVILLE CUSD 10					School Maintenance Grant
Other State	50.0	50.0	100.0%	0.0	

	<u>Funded Amount</u>	<u>Expended Year to Date</u>	<u>% Spent Year to Date</u>	<u>January Expenditures</u>	<u>Description</u>
ALTON CUSD 11					School Maintenance Grant
Other State	50.0	50.0	100.0%	0.0	
MIDLAND CUSD 7					School Maintenance Grant
Other State	50.0	50.0	100.0%	0.0	
PUTNAM CCSD 535					School Maintenance Grant
Other State	50.0	50.0	100.0%	0.0	
FIELDCREST CUSD 6					School Maintenance Grant
Other State	50.0	50.0	100.0%	0.0	
EL PASO-GRIDLEY CUSD 11					School Maintenance Grant
Other State	50.0	50.0	100.0%	0.0	
CARLINVILLE CUSD 1					School Maintenance Grant
Other State	50.0	50.0	100.0%	0.0	
EUREKA 140					School Maintenance Grant
Other State	50.0	50.0	100.0%	0.0	
NIPPERSINK SCH DIST 2					School Maintenance Grant
Other State	50.0	50.0	100.0%	0.0	
FOX RIVER GROVE CSD 3					School Maintenance Grant
Other State	50.0	50.0	100.0%	0.0	
JOHNSBURG CUSD 12					School Maintenance Grant
Other State	50.0	50.0	100.0%	0.0	
RILEY CCSD 18					School Maintenance Grant
Other State	50.0	50.0	100.0%	0.0	
MCHENRY CCSD 15					School Maintenance Grant
Other State	50.0	50.0	100.0%	0.0	
ALDEN HEBRON SD 19					School Maintenance Grant
Other State	50.0	50.0	100.0%	0.0	
HARRISON SD 36					School Maintenance Grant
Other State	50.0	50.0	100.0%	0.0	
CRYSTAL LAKE CCSD 47					School Maintenance Grant
Other State	50.0	50.0	100.0%	0.0	
HARVARD CUSD 50					School Maintenance Grant
Other State	50.0	50.0	100.0%	0.0	
MARENGO CHSD 154					School Maintenance Grant
Other State	50.0	50.0	100.0%	0.0	
COMMUNITY HIGH SD 155					School Maintenance Grant
Other State	50.0	50.0	100.0%	0.0	
MCHENRY CHSD 156					School Maintenance Grant
Other State	50.0	50.0	100.0%	0.0	
RICHMOND-BURTON CHSD 157					School Maintenance Grant
Other State	50.0	50.0	100.0%	0.0	
HUNTLEY SD NO 158					School Maintenance Grant
Other State	50.0	50.0	100.0%	0.0	
MARENGO-UNION ECSD 165					School Maintenance Grant
Other State	50.0	50.0	100.0%	0.0	
WOODSTOCK SCHOOL DIST 200					School Maintenance Grant
Other State	50.0	50.0	100.0%	0.0	
VALMEYER CUSD 3					School Maintenance Grant
Other State	50.0	50.0	100.0%	0.0	

	<u>Funded Amount</u>	<u>Expended Year to Date</u>	<u>% Spent Year to Date</u>	<u>January Expenditures</u>	<u>Description</u>
COLUMBIA CUSD 4					School Maintenance Grant
Other State	50.0	50.0	100.0%	0.0	
WATERLOO CUSD 5					School Maintenance Grant
Other State	50.0	50.0	100.0%	0.0	
STEELEVILLE CUSD 138					School Maintenance Grant
Other State	50.0	50.0	100.0%	0.0	
BROWN COUNTY CUSD 1					School Maintenance Grant
Other State	50.0	50.0	100.0%	0.0	
VIRGINIA CUSD 64					School Maintenance Grant
Other State	50.0	50.0	100.0%	0.0	
A-C CENTRAL CUSD 262					School Maintenance Grant
Other State	50.0	50.0	100.0%	0.0	
MEREDOSIA-CHAMBERSBURG 11					School Maintenance Grant
Other State	50.0	50.0	100.0%	0.0	
JACKSONVILLE SD 117					School Maintenance Grant
Other State	50.0	50.0	100.0%	0.0	
WINCHESTER CUSD 1					School Maintenance Grant
Other State	50.0	50.0	100.0%	0.0	
SCOTT-MORGAN CUSD 2					School Maintenance Grant
Other State	50.0	50.0	100.0%	0.0	
DIXON CUSD 170					School Maintenance Grant
Other State	50.0	50.0	100.0%	0.0	
STEWARD 220 SCHOOL DIST					School Maintenance Grant
Other State	50.0	50.0	100.0%	0.0	
OREGON CUSD 220					School Maintenance Grant
Other State	50.0	50.0	100.0%	0.0	
FORRESTVILLE VALLEY CUSD 221					School Maintenance Grant
Other State	50.0	50.0	100.0%	0.0	
POLO CUSD 222					School Maintenance Grant
Other State	50.0	50.0	100.0%	0.0	
MERIDIAN CUSD 223					School Maintenance Grant
Other State	50.0	50.0	100.0%	0.0	
BYRON COMMUNITY UNIT SD 226					School Maintenance Grant
Other State	50.0	50.0	100.0%	0.0	
PEORIA 150					School Maintenance Grant
Other State	50.0	50.0	100.0%	0.0	
IL VALLEY CENTRAL UNIT 321					School Maintenance Grant
Other State	50.0	50.0	100.0%	0.0	
ELMWOOD CUSD 322					School Maintenance Grant
Other State	50.0	50.0	100.0%	0.0	
PEORIA HEIGHTS CUSD 325					School Maintenance Grant
Other State	50.0	50.0	100.0%	0.0	
PRINCEVILLE CUSD 326					School Maintenance Grant
Other State	50.0	50.0	100.0%	0.0	
ILLINI BLUFFS CUSD 327					School Maintenance Grant
Other State	50.0	50.0	100.0%	0.0	
MOLINE USD 40					School Maintenance Grant
Other State	50.0	50.0	100.0%	0.0	

	<u>Funded Amount</u>	<u>Expended Year to Date</u>	<u>% Spent Year to Date</u>	<u>January Expenditures</u>	<u>Description</u>
ROCK ISLAND SD 41					School Maintenance Grant
Other State	50.0	50.0	100.0%	0.0	
RIVERDALE CUSD 100					School Maintenance Grant
Other State	50.0	50.0	100.0%	0.0	
ROCKRIDGE CUSD 300					School Maintenance Grant
Other State	50.0	50.0	100.0%	0.0	
LEBANON CUSD 9					School Maintenance Grant
Other State	50.0	50.0	100.0%	0.0	
HARMONY EMGE SD 175					School Maintenance Grant
Other State	50.0	50.0	100.0%	0.0	
DUPO CUSD 196					School Maintenance Grant
Other State	50.0	50.0	100.0%	0.0	
ROCHESTER CUSD 3A					School Maintenance Grant
Other State	50.0	50.0	100.0%	0.0	
BALL CHATHAM CUSD 5					School Maintenance Grant
Other State	50.0	50.0	100.0%	0.0	
AUBURN CUSD 10					School Maintenance Grant
Other State	50.0	50.0	100.0%	0.0	
PAWNEE CUSD 11					School Maintenance Grant
Other State	50.0	50.0	100.0%	0.0	
RIVERTON CUSD 14					School Maintenance Grant
Other State	50.0	50.0	100.0%	0.0	
WILLIAMSVILLE CUSD 15					School Maintenance Grant
Other State	50.0	50.0	100.0%	0.0	
LOWPOINT-WASHBURN CUSD 21					School Maintenance Grant
Other State	50.0	50.0	100.0%	0.0	
COUNTY OF WOODFORD 122					School Maintenance Grant
Other State	50.0	50.0	100.0%	0.0	
CHESTER CUSD 139					School Maintenance Grant
Other State	50.0	50.0	100.0%	0.0	
FRANKLIN CUSD 1					School Maintenance Grant
Other State	50.0	50.0	100.0%	0.0	
SHERRARD CUSD 200					School Maintenance Grant
Other State	50.0	50.0	100.0%	0.0	
NEW BERLIN CUSD 16					School Maintenance Grant
Other State	50.0	50.0	100.0%	0.0	
SPRINGFIELD SD 186					School Maintenance Grant
Other State	50.0	50.0	100.0%	0.0	
TREMONT CUD 702					School Maintenance Grant
Other State	50.0	50.0	100.0%	0.0	
DELAVAN CUSD 703					School Maintenance Grant
Other State	50.0	50.0	100.0%	0.0	
MORTON CUSD 709					School Maintenance Grant
Other State	50.0	50.0	100.0%	0.0	
CATLIN CUSD 5					School Maintenance Grant
Other State	50.0	50.0	100.0%	0.0	
ROSSVILLE-ALVIN CSD 7					School Maintenance Grant
Other State	50.0	50.0	100.0%	0.0	

	<u>Funded Amount</u>	<u>Expended Year to Date</u>	<u>% Spent Year to Date</u>	<u>January Expenditures</u>	<u>Description</u>
OAKWOOD CUSD 76					School Maintenance Grant
Other State	50.0	50.0	100.0%	0.0	
DANVILLE CCSD 118					School Maintenance Grant
Other State	50.0	50.0	100.0%	0.0	
BECK AREA CAREER CENTER					School Maintenance Grant
Other State	50.0	50.0	100.0%	0.0	
ERIE CUSD 1					School Maintenance Grant
Other State	50.0	50.0	100.0%	0.0	
STERLING CUSD 5					School Maintenance Grant
Other State	50.0	50.0	100.0%	0.0	
WILCO AREA CAREER CENTER					School Maintenance Grant
Other State	50.0	50.0	100.0%	0.0	
CHANNAHON SD 17					School Maintenance Grant
Other State	50.0	50.0	100.0%	0.0	
LOCKPORT SD 91					School Maintenance Grant
Other State	50.0	50.0	100.0%	0.0	
NEW LENOX SD 122					School Maintenance Grant
Other State	50.0	50.0	100.0%	0.0	
FRANKFORT CCSD 157C					School Maintenance Grant
Other State	50.0	50.0	100.0%	0.0	
MOKENA SD 159					School Maintenance Grant
Other State	50.0	50.0	100.0%	0.0	
SUMMIT HILL SD 161					School Maintenance Grant
Other State	50.0	50.0	100.0%	0.0	
BEECHER CUSD 200U					School Maintenance Grant
Other State	50.0	50.0	100.0%	0.0	
CRETE-MONEE SD 201-U					School Maintenance Grant
Other State	50.0	50.0	100.0%	0.0	
WILMINGTON CUSD 209U					School Maintenance Grant
Other State	50.0	50.0	100.0%	0.0	
VALLEY VIEW CUSD 365U					School Maintenance Grant
Other State	50.0	50.0	100.0%	0.0	
ELWOOD CCSD 203					School Maintenance Grant
Other State	50.0	50.0	100.0%	0.0	
LOCKPORT TWP HSD 205					School Maintenance Grant
Other State	50.0	50.0	100.0%	0.0	
HOMER CCSD 33					School Maintenance Grant
Other State	50.0	50.0	100.0%	0.0	
PEOTONE CUSD 207U					School Maintenance Grant
Other State	50.0	50.0	100.0%	0.0	

Grants Breakdown:

General State Aid	4,286,752.5	2,355,484.00	54.9%	413,796.10	Formula
Title I - Low Income	825,000.0	179,259.50	21.7%	40,851.60	Formula
Child Nutrition	725,000.0	304,287.90	42.0%	101,930.30	Formula - Reimbursement
IDEA	700,000.0	201,300.70	28.8%	72,230.50	Formula
Transportation Spec Ed	440,500.0	152,641.60	34.7%	0.0	Formula

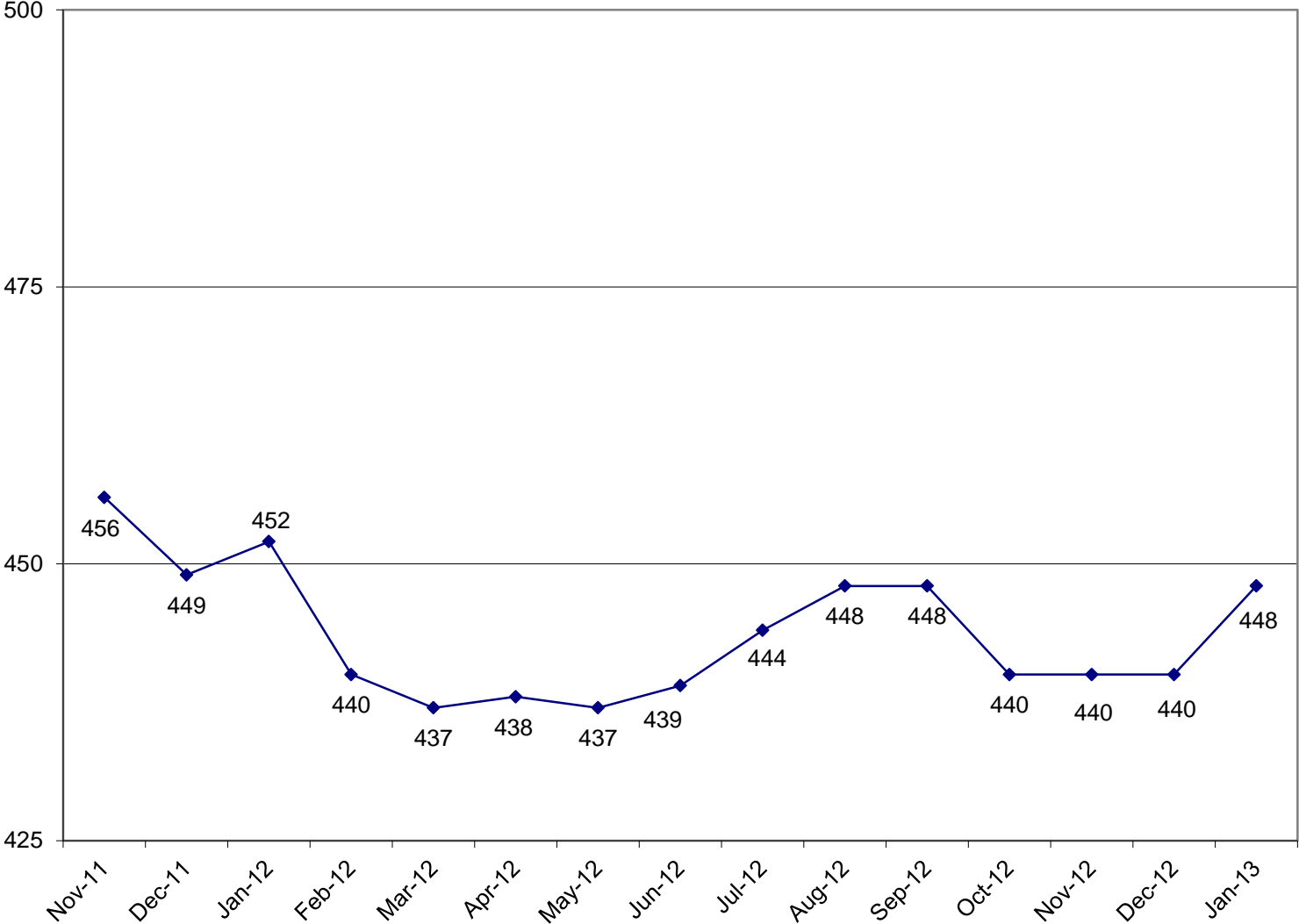
	<u>Funded Amount</u>	<u>Expended Year to Date</u>	<u>% Spent Year to Date</u>	<u>January Expenditures</u>	<u>Description</u>
Spec Ed Personnel	440,200.0	262,109.90	59.5%	0.0	Formula
Spec Ed Extraordinary	314,196.1	202,970.70	64.6%	659.1	Mandated Categorical-Supplemental
Early Childhood Block	295,965.7	161,226.70	54.5%	29,095.70	Block grant for Pre-K, parent training and prevention initiative
Spec Ed Private Facility Tuition	206,843.3	92,040.50	44.5%	38,675.00	Formula
Transportation Reg/Voc	205,808.9	106,987.60	52.0%	0.0	Formula
Title II - Teacher Quality	157,000.0	19,360.10	12.3%	8,515.90	Formula
Title I - Low Income - ARRA	146,000.0	16,550.40	11.3%	3,728.80	Formula - Federal Stimulus
Spec Ed Orphanage	111,000.0	61,166.30	55.1%	0.0	Formula
Title IV - 21st Century	65,000.0	17,170.30	26.4%	4,713.20	Competitive
Bilingual Education	61,381.2	10,797.80	17.6%	6,961.20	Mandated Categorical
Voc Ed - Federal	55,000.0	20,332.70	37.0%	4,045.40	Formula and Competitive - to improve student academic and career skills
Title III - English Language Acq	45,000.0	8,197.00	18.2%	1,635.50	Grant
Vocational Education - State	38,062.1	26,049.60	68.4%	2,777.50	Formula
IDEA Preschool	25,000.0	6,889.60	27.6%	2,399.90	Formula - special education, 3-5 year-olds
Driver Education	17,500.0	8,750.00	50.0%	0.0	Reimbursement
State Free Lunch and Breakfast	14,300.0	10,194.00	71.3%	767.7	Mandated Categorical - Reimbursement
Title II Math/Science Partnerships	14,000.0	2,650.90	18.9%	254.5	Formula
Orphanage Tuition	13,000.0	4,744.40	36.5%	0.0	Reimbursement to school districts for children residing in orphanages
ROE Salaries	12,025.0	6,474.60	53.8%	910.1	Salaries for ROE's
Truant/Dropout/Optional Education	12,000.0	8,058.10	67.2%	1,216.10	Competitive - at-risk students/dropout prevention
Race to the Top	11,197.8	363.2	3.2%	325.1	Grants to LEA's
Spec Ed Summer School	10,100.0	10,100.00	100.0%	0.0	Formula - Special ed students enrolled in summer sessions
Charter Schools - Federal	9,000.0	0.0	0.0%	0.0	Competitive
Alternative Ed/Reg Safe Schools	6,539.3	3,376.40	51.6%	555.0	Formula
Technology Literacy	5,000.0	1,368.20	27.4%	0.0	Competitive and non-competitive grants to school districts
McKinney Homeless Ed	5,000.0	915.4	18.3%	451.1	Competitive grants to school districts
School Tech. Rev. Loan	5,000.0	1,161.60	23.2%	1,161.60	Loans to schools to implement technology
Congressional Earmarks	4,920.5	0.0	0.0%	0.0	Grants
IDEA Improvement Part D	4,000.0	480.6	12.0%	56.7	Reimbursement
Philip Rock Center	3,577.8	2,200.00	61.5%	400.0	Targeted Initiative
Advanced Placement Fee	3,000.0	1,731.70	57.7%	1,496.20	Fee reimbursement for Adv Placement Exam and Int'l Baccalaureate exam
Reorg Incentive Feasibility Stdy	2,805.0	2,667.70	95.1%	0.0	Grants
After School Matters	2,500.0	750.0	30.0%	0.0	Grant to After School Matters
ROE - School Services	2,225.0	1,399.00	62.9%	157.2	Formula - ROE Operations
Title VI-Flex. & Acct Rural Education	2,000.0	276.3	13.8%	188.1	Grants to school districts
ONPAR	2,000.0	0.0	0.0%	0.0	Grant
Agriculture Education	1,800.0	1,586.60	88.1%	241.7	Grants to school districts
Technology for Success -State	1,700.0	843.5	49.6%	3.0	Grants
Mat'ls for the Visually Impaired	1,421.1	875.0	61.6%	75.0	Targeted Init. - with The Chicago Lighthouse for People who are Blind or Visually Impaired
Temporary Relocation	1,400.0	0.0	0.0%	0.0	Formula grants for school emergency relocation
Teach America	1,225.0	0.0	0.0%	0.0	Grant to Teach for America-Chicago
Nat'l Board Certification	1,000.0	0.0	0.0%	0.0	Grants
IL Coalition IM/RF Parent Mentor	1,000.0	142.9	14.3%	0.0	Grant to the Illions Coalition Immigrant and Refugee Rights Parent Mentor Program
Emergency Financial Assistance	1,000.0	0.0	0.0%	0.0	Formula and loans to school districts
Lowest Performing Schools	846.7	0.0	0.0%	0.0	Grants to lowest performing schools
Recording - Blind and Dyslexic	816.6	710.2	87.0%	0.0	Grant to increase achievement of students with visual impairments
Longitudinal Data System - DOE	685.0	0.0	0.0%	0.0	Grants
Advanced Placement Classes/State	527.0	0.0	0.0%	0.0	Grants

	<u>Funded Amount</u>	<u>Expended Year to Date</u>	<u>% Spent Year to Date</u>	<u>January Expenditures</u>	<u>Description</u>
Arts & Foreign Language	500.0	264.9	53.0%	118.0	Grants
Learn & Serve America	500.0	175.2	0.0%	0.0	Competitive grants
Title IV - Safe and Drug Free	500.0	18.7	3.7%	0.0	Formula
IDEA - Bellefaire	500.0	452.7	90.5%	0.0	Grants to legislated school districts for reimbursement of excess cost
Deaf/Blind	500.0	164.7	32.9%	27.2	Grant to Philip J. Rock Center
Striving Readers	499.1	0.0	0.0%	0.0	Grants
Children's Mental Health Partner	250.0	0.0	0.0%	0.0	Grants
Tax Equivalent Grants	222.6	222.6	100.0%	0.0	Grants
After School Rescue Fund	200.0	0.0	0.0%	0.0	Grants to Schools for After School Programs
Autism Training & Tech Assist.	100.0	44.4	44.4%	0.0	Grants to the IL Autism Training & Tech Assistance Program
Voc Ed - Federal Tech Prep	100.0	0.0	0.0%	0.0	Grants - assists students in achieving learning/occupational skills standards
Technology Literacy - ARRA	100.0	0.0	0.0%	0.0	Competitive - federal Stimulus
ROE Bus Driver Training	70.0	70.0	100.0%	0.0	ROE Bus Driver Training
Charter Schools-Rev Loan Fund	20.0	0.0	0.0%	0.0	Other/Repayment of loans
Standards Assessment & Acct	0.0	0.0	0.0%	0.0	Grants for K-6 Arts, Learn Improve, Learning Standards, Student/Teacher Assessment
Teachers/Admin. Mentoring	0.0	0.0	0.0%	0.0	Grants
Principal Mentoring Program	0.0	0.0	0.0%	0.0	Grants

ILLINOIS STATE BOARD OF EDUCATION
Comparative Statement of Expenditures to Date (January 31, 2013)
Fiscal Years 2013 and 2012

	FY13				FY12			
	Appropriation Amount	Expenditures to Date (Direct)	Federal Indirect Cost Recovery Expenditures	Percentage to Date	Appropriation Amount	Expenditures to Date (Direct)	Federal Indirect Cost Recovery Expenditures	Percentage to Date
All Funds								
Personal Services and Related Expenditures	\$ 49,314,447	\$ 20,002,368	\$ 1,301,347	43.20%	\$ 48,477,067	\$ 21,314,131	\$ 1,532,867	43.97%
Contractual Services	31,909,892	6,091,573	384,392	20.29%	29,164,427	5,582,991	354,427	19.14%
Travel	2,222,741	535,006	26,491	25.26%	2,208,575	426,747	12,325	19.32%
Commodities	522,842	78,244	41,542	22.91%	491,172	42,602	9,872	8.67%
Printing	585,509	21,742	22,809	7.61%	562,700	10,925	-	1.94%
Equipment	1,203,081	169,887	70,881	20.01%	834,025	293,707	85,825	35.22%
Telecommunications	958,986	137,383	49,986	19.54%	925,020	200,596	16,020	21.69%
Operation of Automotive Equipment	23,800	12,729	-	53.48%	23,800	9,087	-	38.18%
Lump Sums	75,638,054	25,006,225	-	33.06%	70,124,165	21,476,746	-	30.63%
Sub-total	162,379,352	52,055,156	1,897,448	33.23%	152,810,951	49,357,532	2,011,336	32.30%
Awards and Grants	9,431,543,783	4,292,744,125	-	45.51%	10,300,291,004	4,594,335,151	-	44.60%
Construction Grants	84,125,824	16,431,059	-	19.53%	-	1,040,345	-	0.00%
Total All Funds	\$ 9,678,048,959	\$ 4,361,230,340	\$ 1,897,448	45.08%	\$ 10,453,101,955	\$ 4,644,733,028	\$ 2,011,336	44.43%
General Revenue Fund								
Personal Services and Related Expenditures	\$ 16,745,700	\$ 8,764,646	\$ -	52.34%	\$ 16,745,700	\$ 9,768,961	\$ -	58.34%
Contractual Services	6,000,000	2,559,053	-	42.65%	4,500,000	1,971,366	-	43.81%
Travel	166,250	118,727	-	71.41%	166,250	49,338	-	29.68%
Commodities	71,300	12,422	-	17.42%	71,300	31,066	-	43.57%
Printing	64,700	9,933	-	15.35%	64,700	265	-	0.41%
Equipment	132,200	41,172	-	31.14%	132,200	43,039	-	32.56%
Telecommunications	450,000	137,383	-	30.53%	450,000	200,596	-	44.58%
Operation of Automotive Equipment	23,800	12,729	-	53.48%	23,800	9,087	-	38.18%
Lump Sums	30,246,302	19,977,969	-	66.05%	26,946,301	6,642,259	-	24.65%
Sub-total	53,900,252	31,634,033	-	58.69%	49,100,251	18,715,977	-	38.12%
Awards and Grants	2,200,146,283	1,127,727,449	-	51.26%	2,562,813,265	1,145,124,662	-	44.68%
Total General Revenue Fund	\$ 2,254,046,535	\$ 1,159,361,482	\$ -	51.43%	\$ 2,611,913,516	\$ 1,163,840,639	\$ -	44.56%
Other State Funds								
Personal Services and Related Expenditures	-	-	-	0.00%	822,400	409,889	-	-
Lump Sums	23,508,900	3,060,491	-	13.02%	21,408,900	2,472,563	-	11.55%
Sub-total	23,508,900	3,060,491	-	13.02%	22,231,300	2,882,452	-	12.97%
Awards and Grants	4,348,697,500	2,371,870,181	-	54.54%	4,195,122,739	2,583,247,303	-	61.58%
Construction Grants	84,125,824	16,431,059	-	-	101,768,157	1,040,345	-	0.00%
Total Other State Funds	\$ 4,456,332,224	\$ 2,391,361,730	\$ -	53.66%	\$ 4,319,122,196	\$ 2,587,170,100	\$ -	59.90%
Federal Funds								
Personal Services and Related Expenditures	\$ 31,267,400	\$ 11,237,721	\$ -	35.94%	\$ 29,376,100	\$ 11,135,281	\$ -	37.91%
Contractual Services	25,525,500	3,532,520	-	13.84%	24,310,000	3,611,625	-	14.86%
Travel	2,030,000	416,279	-	20.51%	2,030,000	377,409	-	18.59%
Commodities	410,000	65,822	-	16.05%	410,000	11,536	-	2.81%
Printing	498,000	11,810	-	2.37%	498,000	10,660	-	2.14%
Equipment	1,000,000	128,715	-	12.87%	616,000	250,668	-	40.69%
Telecommunications	459,000	-	-	0.00%	459,000	-	-	0.00%
Lump Sums	23,780,300	3,865,213	-	16.25%	23,780,300	14,373,260	-	60.44%
Sub-total	84,970,200	19,258,080	-	22.66%	81,479,400	29,770,439	-	36.54%
Awards and Grants	2,882,700,000	793,146,496	-	27.51%	3,542,355,000	865,963,186	-	24.45%
Total Federal Funds	\$ 2,967,670,200	\$ 812,404,576	\$ -	27.38%	\$ 3,623,834,400	\$ 895,733,625	\$ -	24.72%

**ILLINOIS STATE BOARD OF EDUCATION
HEADCOUNT AS OF JANUARY
2013**



**ILLINOIS STATE BOARD OF EDUCATION
AGENCY STAFF DETAIL AS OF JANUARY 2013**

	Mgmt.	Prof.	Support	GRF	Non-GRF	Total
STATE SUPERINTENDENT						
State Superintendent's Office	<u>1</u>	<u>3</u>	<u>0</u>	<u>3</u>	<u>1</u>	4
Sub-Total	1	3	0	3	1	4
GENERAL COUNSEL						
Legal	4	10	2	15	1	16
Governmental Relations	<u>0</u>	<u>1</u>	<u>0</u>	<u>1</u>	<u>0</u>	1
Sub-Total	4	11	2	16	1	17
INTERNAL AUDIT						
Center Administration	1	4	1	3	3	6
Federal and State Monitoring	<u>2</u>	<u>17</u>	<u>2</u>	<u>12</u>	<u>9</u>	21
Sub-Total	3	21	3	15	12	27
DEPUTY SUPERINTENDENT/ CHIEF EDUCATION OFFICER						
Center Administration	1	0	1	2	0	2
Sub-Total	1	0	1	2	0	2
INNOVATION AND IMPROVEMENT						
Center Administration	1	0	1	0	2	2
College and Career Readiness	2	14	1	9	8	17
Title Grant Administration	1	10	3	2	12	14
System of Support & District Intervention	<u>0</u>	<u>6</u>	<u>2</u>	<u>0</u>	<u>8</u>	8
Sub-Total	4	30	7	11	30	41
SPECIALIZED INSTRUCTION, NUTRITION & WELLNESS						
Center Administration	1	0	1	0	2	2
Special Education Services	3	57	7	4	63	67
Nutrition and Wellness Programs	<u>1</u>	<u>37</u>	<u>3</u>	<u>4</u>	<u>37</u>	41
Sub-Total	5	94	11	8	102	110
LANGUAGE & EARLY CHILDHOOD DEVELOPMENT						
Center Administration	1	0	1	2	0	2
Early Childhood	1	9	1	6	5	11
English Language Learning	<u>0</u>	<u>9</u>	<u>1</u>	<u>2</u>	<u>8</u>	10
Sub-Total	2	18	3	10	13	23
DIRECTOR OF ASSESSMENTS						
Assessment	<u>1</u>	<u>11</u>	<u>2</u>	<u>4</u>	<u>10</u>	14
Sub-Total	1	11	2	4	10	14
TEACHER AND LEADER EFFECTIVENESS						
Center Administration	2	0	1	3	0	3
Educator Licensure	1	12	13	0	26	26
Preparation and Evaluation	<u>1</u>	<u>3</u>	<u>3</u>	<u>7</u>	<u>0</u>	7
Sub-Total	4	15	17	10	26	36

	Mgmt.	Prof.	Support	GRF	Non-GRF	Total
CHIEF OPERATING OFFICER						
Center Administration	1	0	1	2	0	2
Human Resources	2	4	6	10	2	12
Facility Management	1	3	12	14	2	16
Information Technology	<u>3</u>	<u>46</u>	<u>4</u>	<u>32</u>	<u>21</u>	53
Sub-Total	7	53	23	58	25	83
CHIEF PERFORMANCE OFFICER						
Center Administration	4	2	1	3	4	7
Data Analysis and Accountability	<u>1</u>	<u>6</u>	<u>2</u>	<u>9</u>	<u>0</u>	9
Sub-Total	5	8	3	12	4	16
DEPUTY SUPERINTENDENT/ DIRECTOR OF PUBLIC INFORMATION						
Center Administration	1	0	1	2	0	2
Board Services	0	1	1	2	0	2
Public Information	<u>0</u>	<u>5</u>	<u>1</u>	<u>5</u>	<u>1</u>	6
Sub-Total	1	6	3	9	1	10
CHIEF FINANCIAL OFFICER						
Center Administration	1	0	1	2	0	2
Budget & Financial Management	0	4	0	2	2	4
Fiscal & Procurement Services	0	9	4	9	4	13
Funding and Disbursements	2	19	7	12	16	28
School Business Services	<u>2</u>	<u>14</u>	<u>2</u>	<u>14</u>	<u>4</u>	18
Sub-Total	5	46	14	39	26	65
GRAND TOTAL, ALL CENTERS	43	316	89	197	251	448
	10%	71%	20%	44%	56%	100%

**ILLINOIS STATE BOARD OF EDUCATION
Personnel Transactions as of January 2013**

Transaction Data:

	<u>FY03</u>	<u>FY04</u>	<u>FY05</u>	<u>FY06</u>	<u>FY07</u>	<u>FY08</u>	<u>FY09</u>	<u>FY10</u>	<u>FY11</u>	<u>FY12</u>	<u>FY13</u>
Begin Year	650	522	471	487	478	463	475	473	480	450	439
Hire Externally	29	20	77	37	44	54	30	51	23	53	38
Recall	11	19	4	4	0	1	1	0	1	0	0
Retire	-128	-34	-30	-25	-20	-19	-15	-25	-25	-38	-8
Resign	-13	-24	-31	-17	-33	-19	-12	-12	-25	-20	-20
Discharge	-2	-2	-4	-7	-5	-4	-5	-7	-3	-4	0
Layoff	-22	-30	0	0	0	0	0	0	-1	0	0
Death	-3	0	0	-1	-1	0	0	0	0	-2	-1
Other	<u>0</u>	<u>0</u>	<u>0</u>	<u>0</u>	<u>0</u>	<u>-1</u>	<u>-1</u>	<u>0</u>	<u>0</u>	<u>0</u>	<u>0</u>
End Year	522	471	487	478	463	475	473	480	450	439	448

**ILLINOIS STATE BOARD OF EDUCATION
FUNDING AND DISBURSEMENT SERVICES DIVISION
100 NORTH FIRST STREET, SPRINGFIELD, IL 62777**

Approved Grants Less Than 1 Million

Thru Date:(01/01/2013-01/31/2013)

Program: 2013 - 3220, Career & Technical Ed Improvement (CTEI)

<u>RCDT</u>	<u>District Name</u>	<u>City</u>	<u>Budget Amt</u>	<u>Approval Date</u>
05-016-2140-46(00)	NORTHWEST EDUCATIONAL COUNCIL	ARLINGTON HTS	\$958,729	01/23/2013
06-016-2010-46(00)	MORTON REG DELIVERY SYST-EFE	CICERO	\$210,431	01/09/2013
06-016-2120-46(00)	DES PLAINES VALLEY EFE 030	RIVER GROVE	\$498,007	01/15/2013
09-010-0080-46(00)	CHAMPAIGN-FORD EFE SYSTEM	CHAMPAIGN	\$453,857	01/11/2013
12-000-0000-46(00)	TWIN RIVERS REG DEL SYST-EFE	ROBINSON	\$211,607	01/24/2013
17-064-5450-51(PD)	ILLINOIS STATE UNIVERSITY	NORMAL	\$390,000	01/03/2013
21-000-0000-46(00)	FRANKLIN COUNTY REG SYST-EFE	BENTON	\$256,684	01/03/2013
48-000-0000-46(00)	PEORIA EDUCATIONAL REGN-EFE	PEORIA	\$416,842	01/30/2013
49-081-0300-46(00)	QUAD CITY CAREER AND TECH ED CO	EAST MOLINE	\$852,366	01/25/2013
50-082-7460-45(00)	ST CLAIR CTY-BAC REG VOC SYS	BELLEVILLE	\$504,489	01/14/2013
53-000-0000-46(00)	TAZEWELL COUNTY DEL SYST-EFE	PEKIN	\$541,599	01/09/2013
			\$5,294,611	

Program: 2013 - 3225, Career & Technical Ed. - W.E.C.E.P.

<u>RCDT</u>	<u>District Name</u>	<u>City</u>	<u>Budget Amt</u>	<u>Approval Date</u>
20-097-0050-26(00)	CARMI-WHITE COUNTY CUSD 5	CARMI	\$106,692	01/03/2013
			\$106,692	

Program: 2013 - 3235, Agriculture Education

<u>RCDT</u>	<u>District Name</u>	<u>City</u>	<u>Budget Amt</u>	<u>Approval Date</u>
06-016-2080-17(20)	SCHOOL DIST 208-COOK COUNTY	RIVERSIDE	\$5,000	01/24/2013
11-015-0020-26(20)	MATTOON CUSD 2	MATTOON	\$2,187	01/23/2013
11-087-0010-26(20)	WINDSOR CUSD 1	WINDSOR	\$2,082	01/04/2013
25-041-2050-16(20)	WOODLAWN CHSD 205	WOODLAWN	\$1,598	01/24/2013
26-034-3370-26(20)	SOUTHEASTERN CUSD 337	AUGUSTA	\$2,166	01/18/2013
38-054-0210-26(20)	HARTSBURG EMDEN CUSD 21	HARTSBURG	\$2,419	01/18/2013
			\$15,452	

Program: 2013 - 3305, Bilingual Ed. - T.P.I. & T.B.E.

<u>RCDT</u>	<u>District Name</u>	<u>City</u>	<u>Budget Amt</u>	<u>Approval Date</u>
04-004-2000-26(00)	NORTH BOONE CUD 200	POPLAR GROVE	\$45,567	01/16/2013
05-016-0250-02(00)	ARLINGTON HEIGHTS SD 25	ARLINGTON HEIG	\$145,706	01/11/2013
05-016-0340-04(00)	SCHOOL DIST 34 COOK COUNTY	GLENVIEW	\$225,882	01/04/2013
05-016-0630-02(00)	EAST MAINE SD 63	DES PLAINES	\$551,626	01/23/2013
05-016-0735-02(00)	SKOKIE SD 73-5	SKOKIE	\$77,706	01/11/2013
05-016-2250-17(00)	NORTHFIELD THSD 225	GLENVIEW	\$63,660	01/04/2013
06-016-0800-02(00)	BOARD OF EDUCATION DISTRICT 80	NORRIDGE	\$22,334	01/23/2013
06-016-2010-17(00)	COOK COUNTY HSD 201	CICERO	\$345,611	01/10/2013
06-016-2040-17(00)	LYONS TWP HSD 204	LA GRANGE	\$25,827	01/11/2013
07-016-1100-02(00)	CENTRAL STICKNEY SD 110	CHICAGO	\$25,819	01/07/2013
07-016-1260-02(00)	ALSIP-HAZLGRN-OAKLWN SD 126	ALSIP	\$92,591	01/11/2013
07-016-1270-02(00)	WORTH SD 127	WORTH	\$46,445	01/02/2013
07-016-1480-02(00)	BOARD OF EDUC SCHOOL DIST 148	RIVERDALE	\$9,721	01/10/2013
07-016-1600-02(00)	COUNTRY CLUB HILLS SD 160	COUNTRY CLUB H	\$5,699	01/11/2013
07-016-2050-17(00)	THORNTON THSD 205	SOUTH HOLLAN	\$6,268	01/14/2013
07-016-2060-17(00)	BLOOM TWP HSD 206	CHICAGO HEIGH	\$53,894	01/23/2013
07-016-2300-13(00)	CONSOLIDATED HIGH SCH DIST 230	ORLAND PARK	\$69,423	01/04/2013
16-019-4280-26(00)	DEKALB CUSD 428	DE KALB	\$203,573	01/10/2013

**ILLINOIS STATE BOARD OF EDUCATION
FUNDING AND DISBURSEMENT SERVICES DIVISION
100 NORTH FIRST STREET, SPRINGFIELD, IL 62777**

Approved Grants Less Than 1 Million

Thru Date:(01/01/2013-01/31/2013)

19-022-0150-02(00)	MARQUARDT SD 15	GLENDAL HTS	\$291,884	01/23/2013
19-022-0890-04(00)	COMMUNITY CONS SCH DIST 89	GLEN ELLYN	\$61,955	01/23/2013
24-032-060C-04(00)	SARATOGA CCSD 60C	MORRIS	\$16,091	01/10/2013
27-094-2380-26(00)	MONMOUTH-ROSEVILLE CUSD 238	MONMOUTH	\$58,910	01/09/2013
32-038-0090-26(00)	IROQUOIS COUNTY CUSD 9	WATSEKA	\$8,508	01/04/2013
32-038-0100-26(00)	IROQUOIS WEST CUSD 10	GILMAN	\$10,278	01/18/2013
32-046-3070-16(00)	BRADLEY BOURBONNAIS CHSD 307	BRADLEY	\$5,696	01/18/2013
33-048-2050-26(00)	GALESBURG CUSD 205	GALESBURG	\$23,318	01/25/2013
34-049-0030-04(00)	BEACH PARK CCSD 3	ZION	\$124,225	01/02/2013
34-049-0960-04(00)	KILDEER COUNTRYSIDE CCSD 96	BUFFALO GROV	\$126,640	01/17/2013
35-050-0440-02(00)	STREATOR ELEMENTARY SD 44	STREATOR	\$912	01/11/2013
41-057-0090-26(00)	GRANITE CITY CUSD 9	GRANITE CITY	\$52,701	01/23/2013
44-063-2000-26(00)	COMMUNITY UNIT SCHOOL DIST 200	WOODSTOCK	\$472,803	01/28/2013
48-072-3230-26(00)	DUNLAP CUSD 323	PEORIA	\$49,606	01/09/2013
55-098-0130-02(00)	ROCK FALLS ESD 13	ROCK FALLS	\$15,797	01/17/2013
56-099-0840-02(00)	ROCKDALE SD 84	ROCKDALE	\$6,377	01/09/2013
56-099-1590-02(00)	MOKENA SD 159	MOKENA	\$13,672	01/23/2013
56-099-365U-26(00)	VALLEY VIEW CUSD 365U	ROMEDEVILLE	\$817,240	01/29/2013
			\$4,173,965	

Program: 2013 - 3695, Truants Alternative/Optional Ed.

<u>RCDT</u>	<u>District Name</u>	<u>City</u>	<u>Budget Amt</u>	<u>Approval Date</u>
40-056-0010-26(11)	COUNTY OF MACOUPIN CUSD 1	CARLINVILLE	\$84,392	01/15/2013
41-057-0110-26(12)	ALTON CUSD 11	ALTON	\$137,737	01/04/2013
			\$222,129	

Program: 2013 - 3705, Early Childhood - Block Grant

<u>RCDT</u>	<u>District Name</u>	<u>City</u>	<u>Budget Amt</u>	<u>Approval Date</u>
01-075-0120-26(01)	WESTERN COMMUNITY UNIT SD 12	BARRY	\$70,575	01/28/2013
07-016-1525-02(00)	HAZEL CREST SD 152-5	HAZEL CREST	\$331,056	01/14/2013
10-000-0000-00(01)	REGIONAL OFFICE OF EDUCATION10	TAYLORVILLE	\$435,560	01/22/2013
10-011-0030-26(00)	COUNTY OF CHRISTIAN TAYLORVILLE	TAYLORVILLE	\$684,182	01/18/2013
11-023-0060-26(00)	COMMUNITY UNIT SCHOOL DIST NO 6	CHRISMAN	\$93,799	01/17/2013
12-051-0100-26(00)	RED HILL CUSD 10	BRIDGEPORT	\$220,704	01/22/2013
13-014-0600-02(00)	GERMANTOWN SD 60	GERMANTOWN	\$45,190	01/08/2013
19-022-0200-02(00)	KEENEYVILLE SD 20	HANOVER PARK	\$140,515	01/17/2013
19-022-0200-02(01)	KEENEYVILLE SD 20	HANOVER PARK	\$58,923	01/30/2013
19-022-0580-02(00)	DOWNERS GROVE GSD 58	DOWNERS GRO	\$110,352	01/03/2013
26-000-0000-00(00)	REGIONAL OFFICE OF EDUCATION26	MACOMB	\$381,987	01/22/2013
26-062-1030-26(00)	WEST PRAIRIE CUSD 103	COLCHESTER	\$137,720	01/09/2013
28-006-3400-26(00)	BUREAU VALLEY CUSD 340	MANLIUS	\$219,670	01/18/2013
30-039-0950-02(01)	CARBONDALE ESD 95	CARBONDALE	\$75,997	01/22/2013
32-046-0010-26(00)	MOMENCE COMM UNIT SCH DIST 1	MOMENCE	\$220,704	01/18/2013
32-046-0610-02(00)	BRADLEY SD 61	BRADLEY	\$499,505	01/08/2013
32-046-1110-25(00)	KANKAKEE SD 111	KANKAKEE	\$880,250	01/18/2013
32-046-1110-25(01)	KANKAKEE SD 111	KANKAKEE	\$183,920	01/25/2013
32-046-2590-04(01)	PEMBROKE CCSD 259	HOPKINS PARK	\$162,769	01/30/2013
38-060-1260-26(00)	HAVANA CUSD 126	HAVANA	\$202,312	01/22/2013
38-060-1260-26(01)	HAVANA CUSD 126	HAVANA	\$91,686	01/22/2013
39-000-0000-00(01)	REGIONAL OFFICE OF EDUCATION39	DECATUR	\$762,398	01/30/2013

**ILLINOIS STATE BOARD OF EDUCATION
FUNDING AND DISBURSEMENT SERVICES DIVISION
100 NORTH FIRST STREET, SPRINGFIELD, IL 62777**

Approved Grants Less Than 1 Million

Thru Date:(01/01/2013-01/31/2013)

41-057-031P-00(00)	RIVERBEND HEAD START & FAMILY SV	ALTON	\$171,280	01/14/2013
46-009-0640-26(00)	VIRGINIA CUSD 64	VIRGINIA	\$104,183	01/24/2013
48-072-030P-00(00)	PEORIA CITIZENS CFEO INC	PEORIA	\$110,352	01/16/2013
50-082-1180-02(01)	BELLEVILLE SD 118	BELLEVILLE	\$75,035	01/30/2013
65-108-8990-51(01)	EASTER SEALS JOLIET REGION INC	JOLIET	\$423,016	01/30/2013
			\$6,893,640	

Program: 2013 - 3730, ROE/ISC Operations

<u>RCDT</u>	<u>District Name</u>	<u>City</u>	<u>Budget Amt</u>	<u>Approval Date</u>
04-000-0000-00(00)	REGIONAL OFFICE OF EDUCATION04	LOVES PARK	\$52,183	01/18/2013
47-000-0000-00(00)	REGIONAL OFFICE OF EDUCATION47	DIXON	\$28,153	01/22/2013
			\$80,336	

Program: 2013 - 3962, Arts Education & Foreign Language Assistanc

<u>RCDT</u>	<u>District Name</u>	<u>City</u>	<u>Budget Amt</u>	<u>Approval Date</u>
21-028-1960-26(M2)	SESSER-VALIER CUSD 196	SESSER	\$39,914	01/25/2013
25-041-0080-04(M2)	INA CCSD 8	INA	\$42,419	01/25/2013
34-049-0670-05(M2)	LAKE FOREST SD 67	LAKE FOREST	\$42,298	01/08/2013
34-049-0790-02(M2)	FREMONT SD 79	MUNDELEIN	\$28,852	01/15/2013
34-049-1170-16(M2)	ANTIOCH C H S D 117	ANTIOCH	\$29,413	01/15/2013
			\$182,896	

Program: 2013 - 4107, Title VI - Rural Education Initiative

<u>RCDT</u>	<u>District Name</u>	<u>City</u>	<u>Budget Amt</u>	<u>Approval Date</u>
11-015-0020-26(00)	MATTOON CUSD 2	MATTOON	\$64,195	01/07/2013
12-051-0200-26(00)	COMMUNITY UNIT SCHOOL DIST NO 20	LAWRENCEVILL	\$22,702	01/16/2013
13-058-4010-26(00)	SOUTH CENTRAL CUSD 401	KINMUNDY	\$12,893	01/30/2013
21-028-1680-26(00)	FRANKFORT COMMUNITY UNIT 168	WEST FRANKFOR	\$33,628	01/16/2013
21-028-1960-26(00)	SESSER-VALIER CUSD 196	SESSER	\$13,533	01/30/2013
25-041-0820-02(00)	COUNTY OF JEFFERSON SD 82	MOUNT VERNON	\$2,886	01/02/2013
32-038-0090-26(00)	IROQUOIS COUNTY CUSD 9	WATSEKA	\$20,026	01/16/2013
35-050-1410-02(00)	OTTAWA ESD 141	OTTAWA	\$38,707	01/18/2013
			\$208,570	

Program: 2013 - 4300, Title I - Low Income

<u>RCDT</u>	<u>District Name</u>	<u>City</u>	<u>Budget Amt</u>	<u>Approval Date</u>
01-075-0120-26(00)	WESTERN COMMUNITY UNIT SD 12	BARRY	\$146,602	01/11/2013
02-044-0550-02(00)	VIENNA PUBLIC SCHOOL DIST 55	VIENNA	\$140,575	01/22/2013
03-025-0100-26(00)	ALTAMONT CUSD 10	ALTAMONT	\$118,620	01/04/2013
03-026-2040-26(00)	RAMSEY CUSD 204	RAMSEY	\$200,921	01/04/2013
04-101-2070-16(00)	HONONEGAH CHSD 207	ROCKTON	\$164,686	01/22/2013
05-016-0230-02(00)	PROSPECT HEIGHTS SD 23	PROSPECT HTS	\$152,649	01/15/2013
05-016-0290-02(00)	SUNSET RIDGE SD 29	NORTHFIELD	\$48,525	01/29/2013
05-016-0620-04(00)	COMMUNITY CONS SCH DIST 62	DES PLAINES	\$996,868	01/08/2013
05-016-0735-02(00)	SKOKIE SD 73-5	SKOKIE	\$160,053	01/03/2013
06-016-0800-02(00)	BOARD OF EDUCATION DISTRICT 80	NORRIDGE	\$140,671	01/29/2013
06-016-0840-02(00)	FRANKLIN PARK SD 84	FRANKLIN PARK	\$264,961	01/15/2013
06-016-0950-02(00)	BROOKFIELD SD 95	BROOKFIELD	\$89,772	01/22/2013
06-016-0970-02(00)	OAK PARK SD 97	OAK PARK	\$468,247	01/29/2013
06-016-1050-02(00)	LA GRANGE SD 105	LAGRANGE	\$181,892	01/15/2013

**ILLINOIS STATE BOARD OF EDUCATION
FUNDING AND DISBURSEMENT SERVICES DIVISION
100 NORTH FIRST STREET, SPRINGFIELD, IL 62777**

Approved Grants Less Than 1 Million

Thru Date:(01/01/2013-01/31/2013)

06-016-2080-17(00)	SCHOOL DIST 208-COOK COUNTY	RIVERSIDE	\$96,814	01/03/2013
07-016-1040-02(00)	COUNTY OF COOK SCHOOL DIST 104	SUMMIT	\$707,219	01/02/2013
07-016-113A-02(00)	LEMONT-BROMBEREK CSD 113A	LEMONT	\$228,109	01/02/2013
07-016-1180-04(00)	PALOS CCSD 118	PALOS PARK	\$229,930	01/04/2013
07-016-1240-02(00)	EVERGREEN PARK ESD 124	EVERGREEN PA	\$280,118	01/24/2013
07-016-1350-02(00)	ORLAND SD 135	ORLAND PARK	\$590,657	01/02/2013
07-016-1430-02(00)	SCHOOL DISTRICT 143 COOK COUNTY	MIDLOTHIAN	\$598,251	01/23/2013
07-016-1460-04(00)	COMMUNITY CONS SCH DIST 146	TINLEY PARK	\$326,653	01/02/2013
07-016-1530-02(00)	HOMEWOOD SD 153	HOMEWOOD	\$197,273	01/16/2013
07-016-1540-02(00)	THORNTON SD 154	THORNTON	\$89,791	01/24/2013
07-016-1580-02(00)	LANSING SD 158	LANSING	\$690,047	01/02/2013
07-016-1610-02(00)	FLOSSMOOR SD 161	FLOSSMOOR	\$436,732	01/15/2013
07-016-1630-02(00)	PARK FOREST SD 163	PARK FOREST	\$799,327	01/17/2013
07-016-1670-02(00)	BROOKWOOD SD 167	GLENWOOD	\$458,153	01/02/2013
07-016-1710-02(00)	SUNNYBROOK SCHOOL DIST 171	LANSING	\$257,604	01/23/2013
07-016-2170-16(00)	ARGO CHSD 217	SUMMIT	\$684,515	01/08/2013
07-016-2200-17(00)	REAVIS TWP HSD 220	BURBANK	\$645,851	01/15/2013
07-016-2290-16(00)	OAK LAWN CHSD 229	OAK LAWN	\$425,299	01/02/2013
08-089-2030-26(00)	ORANGEVILLE SCHOOL DISTRICT 203	ORANGEVILLE	\$97,255	01/16/2013
09-010-1300-04(00)	THOMASBORO CCSD 130	THOMASBORO	\$145,168	01/15/2013
09-010-1970-04(00)	PRAIRIEVIEW-OGDEN CCSD 197	ROYAL	\$83,550	01/11/2013
09-027-0100-26(00)	PAXTON BUCKLEY LODA CUSD	PAXTON	\$287,925	01/22/2013
10-011-0140-24(00)	SOUTH FORK SD 14	KINCAID	\$94,540	01/22/2013
10-068-0220-26(00)	NOKOMIS CUSD 22	NOKOMIS	\$178,268	01/15/2013
11-015-0010-26(00)	CHARLESTON CUSD 1	CHARLESTON	\$627,271	01/15/2013
11-018-0030-26(00)	NEOGA CUSD 3	NEOGA	\$241,405	01/17/2013
11-021-3060-26(00)	ARCOLA CUSD 306	ARCOLA	\$125,860	01/03/2013
11-023-0040-26(00)	COMMUNITY UNIT SCHOOL DIST 4	PARIS	\$75,383	01/04/2013
11-023-0060-26(00)	COMMUNITY UNIT SCHOOL DIST NO 6	CHRISMAN	\$63,210	01/14/2013
11-023-0950-25(00)	SCHOOL DISTRICT NO 95	PARIS	\$544,730	01/15/2013
12-013-0100-26(00)	CLAY CITY CUSD 10	CLAY CITY	\$86,920	01/22/2013
12-080-0020-26(00)	COUNTY OF RICHLAND	NOBLE	\$88,271	01/03/2013
13-058-1350-02(00)	CENTRALIA SD 135	CENTRALIA	\$771,863	01/18/2013
13-058-7220-26(00)	ODIN PUBLIC SCHOOL DIST 722	ODIN	\$110,367	01/03/2013
13-095-0150-04(00)	ASHLEY CCSD 15	ASHLEY	\$50,319	01/22/2013
16-019-4290-26(00)	HINCKLEY BIG ROCK CUSD 429	HINCKLEY	\$92,041	01/07/2013
17-020-0150-26(00)	CLINTON CUSD 15	CLINTON	\$302,201	01/29/2013
17-064-0020-26(00)	LEROY CUSD 2	LE ROY	\$48,796	01/03/2013
17-064-0040-26(00)	HEYWORTH CUSD 4	HEYWORTH	\$67,239	01/15/2013
19-022-0020-02(00)	BENSENVILLE ELEM SCH DIST 2	BENSENVILLE	\$387,961	01/23/2013
19-022-0150-02(00)	MARQUARDT SD 15	GLENDALE HTS	\$838,446	01/16/2013
19-022-0200-02(00)	KEENEYVILLE SD 20	HANOVER PARK	\$216,716	01/25/2013
19-022-0250-02(00)	BENJAMIN SD 25	WEST CHICAGO	\$39,974	01/24/2013
19-022-0480-02(00)	SALT CREEK SD 48	VILLA PARK	\$58,065	01/03/2013
19-022-0610-02(00)	DARIEN SD 61	DARIEN	\$210,673	01/23/2013
19-022-0630-02(00)	COUNTY OF DUPAGE	DARIEN	\$78,454	01/25/2013
19-022-0870-17(00)	GLENBARD TOWNSHIP HIGH SCHOOL	GLEN ELLYN	\$743,121	01/30/2013
19-022-0880-16(00)	DUPAGE HSD 88	ADDISON	\$569,480	01/03/2013
19-022-0890-04(00)	COMMUNITY CONS SCH DIST 89	GLEN ELLYN	\$193,335	01/17/2013

**ILLINOIS STATE BOARD OF EDUCATION
FUNDING AND DISBURSEMENT SERVICES DIVISION**
100 NORTH FIRST STREET, SPRINGFIELD, IL 62777

Approved Grants Less Than 1 Million

Thru Date:(01/01/2013-01/31/2013)

19-022-1800-04(00)	COMM CONS SCH DIST 180	BURR RIDGE	\$207,341	01/24/2013
20-030-0070-26(00)	GALLATIN CUSD 7	JUNCTION	\$302,598	01/03/2013
20-083-0040-26(00)	ELDORADO CUSD 4	ELDORADO	\$573,273	01/15/2013
20-096-0170-04(00)	COMMUNITY CONSOLIDATED SD 17	FAIRFIELD	\$55,386	01/15/2013
20-097-0010-26(00)	GRAYVILLE CUSD 1	GRAYVILLE	\$121,954	01/22/2013
21-028-1880-26(00)	ZEIGLER-ROYALTON CUSD 188	ZEIGLER	\$307,693	01/03/2013
22-029-0970-26(00)	LEWISTOWN SCHOOL DISTRICT 97	LEWISTOWN	\$101,954	01/29/2013
24-032-0750-02(00)	BRACEVILLE SD 75	BRACEVILLE	\$27,571	01/04/2013
24-032-1010-16(00)	MORRIS CHSD 101	MORRIS	\$100,889	01/17/2013
24-047-0180-16(00)	NEWARK CHSD 18	NEWARK	\$12,931	01/17/2013
25-041-0010-26(00)	WALTONVILLE CUSD 1	WALTONVILLE	\$105,793	01/22/2013
25-041-0060-04(00)	GRAND PRAIRIE CCSD 6	CENTRALIA	\$32,986	01/15/2013
25-041-0080-04(00)	INA CCSD 8	INA	\$45,031	01/15/2013
25-041-0800-02(00)	MT VERNON CITY SCHOOL 80	MOUNT VERNON	\$932,413	01/22/2013
25-041-0820-02(00)	COUNTY OF JEFFERSON SD 82	MOUNT VERNON	\$61,992	01/03/2013
25-041-0990-04(00)	FARRINGTON CCSD 99	BLUFORD	\$53,731	01/29/2013
26-062-1850-26(00)	MACOMB CUSD 185	MACOMB	\$504,729	01/22/2013
28-037-2270-26(00)	CAMBRIDGE CUSD 227	CAMBRIDGE	\$73,626	01/08/2013
28-088-0010-26(00)	BRADFORD CUSD 1	BRADFORD	\$91,975	01/15/2013
30-073-2040-04(00)	COMMUNITY CONS DIST 204	PINCKNEYVILLE	\$39,131	01/29/2013
31-045-3030-26(00)	COMMUNITY UNIT SCHOOL DIST 303	SAINT CHARLES	\$908,351	01/17/2013
32-038-0030-26(00)	COMMUNITY U S D 3	DONOVAN	\$65,994	01/08/2013
32-038-2490-26(00)	CRESCENT-IROQUOIS CUSD 249	CRESCENT CITY	\$12,931	01/02/2013
32-046-0020-26(00)	HERSCHER CUSD 2	HERSCHER	\$215,881	01/08/2013
34-049-0500-04(00)	WOODLAND CCSD 50	GURNEE	\$437,456	01/24/2013
34-049-0650-02(00)	LAKE COUNTY SCHOOL DISTRICT 65	LAKE BLUFF	\$66,421	01/25/2013
34-049-0750-02(00)	COUNTY OF LAKE SCHOOL DIST 75	MUNDELEIN	\$222,940	01/14/2013
34-049-0960-04(00)	KILDEER COUNTRYSIDE CCSD 96	BUFFALO GROV	\$160,340	01/03/2013
34-049-1020-04(00)	APTAKISIC-TRIPP CCSD 102	BUFFALO GROV	\$181,056	01/24/2013
34-049-1130-17(00)	TOWNSHIP HIGH SCHOOL DIST 113	HIGHLAND PARK	\$219,289	01/25/2013
34-049-1280-16(00)	COMMUNITY HIGH SCHOOL DIST 128	LIBERTYVILLE	\$88,665	01/25/2013
35-050-0090-26(00)	EARLVILLE CUSD 9	EARLVILLE	\$91,975	01/22/2013
35-050-0790-04(00)	SCHOOL DISTRICT 79	TONICA	\$37,010	01/15/2013
35-050-1240-02(00)	PERU PUBLIC SCHOOLS	PERU	\$202,915	01/03/2013
35-050-1400-17(00)	OTTAWA THSD 140	OTTAWA	\$205,875	01/15/2013
35-050-1700-04(00)	SENECA CCSD 170	SENECA	\$48,861	01/03/2013
35-050-1950-04(00)	WALLACE CCSD 195	OTTAWA	\$30,217	01/03/2013
35-050-2100-04(00)	MILLER TWP CCSD 210	MARSEILLES	\$32,931	01/03/2013
35-050-2300-04(00)	RUTLAND CCSD 230	OTTAWA	\$12,941	01/22/2013
35-050-2890-04(00)	MENDOTA COMMUNITY CONS SD 289	MENDOTA	\$259,459	01/22/2013
39-055-0110-26(00)	WARRENSBURG-LATHAM CUSD 11	WARRENSBURG	\$106,494	01/17/2013
40-031-0030-26(00)	NORTH GREENE USD 3	WHITE HALL	\$317,745	01/22/2013
40-042-1000-26(00)	JERSEY CUSD 100	JERSEYVILLE	\$399,309	01/15/2013
40-056-0070-26(00)	GILLESPIE CUSD 7	GILLESPIE	\$320,164	01/22/2013
41-057-0010-26(00)	ROXANA CUSD 1	ROXANA	\$446,463	01/10/2013
41-057-0030-26(00)	VENICE CUSD 3	VENICE	\$215,788	01/03/2013
41-057-0140-16(00)	EAST ALTON-WOOD RIVER CHSD 14	WOOD RIVER	\$198,875	01/29/2013
43-078-5350-26(00)	PUTNAM COUNTY CU SCHOOL DIST 535	GRANVILLE	\$108,772	01/28/2013
43-102-0020-04(00)	RIVERVIEW CCSD 2	EAST PEORIA	\$29,309	01/23/2013

**ILLINOIS STATE BOARD OF EDUCATION
FUNDING AND DISBURSEMENT SERVICES DIVISION
100 NORTH FIRST STREET, SPRINGFIELD, IL 62777**

Approved Grants Less Than 1 Million

Thru Date:(01/01/2013-01/31/2013)

43-102-0110-26(00)	EL PASO-GRIDLEY CUSD 11	EL PASO	\$127,261	01/08/2013
43-102-0210-26(00)	LOWPOINT-WASHBURN CUSD 21	WASHBURN	\$100,875	01/15/2013
43-102-1220-17(00)	COUNTY OF WOODFORD SCHOOL	METAMORA	\$36,917	01/15/2013
44-063-0260-04(00)	CARY CCSD 26	CARY	\$315,108	01/04/2013
45-067-0030-26(00)	VALMEYER CUSD 3	VALMEYER	\$47,536	01/15/2013
45-067-0040-26(00)	COLUMBIA CUSD 4	COLUMBIA	\$53,849	01/22/2013
45-079-0010-22(00)	COULTERVILLE USD 1	COULTERVILLE	\$116,121	01/04/2013
45-079-1380-26(00)	STEELEVILLE CUSD 138	STEELEVILLE	\$65,087	01/29/2013
47-071-2120-17(00)	ROCHELLE TWP HSD 212	ROCHELLE	\$248,317	01/23/2013
47-071-2210-26(00)	FORRESTVILLE VALLEY CUSD 221	FORRESTON	\$122,484	01/15/2013
47-071-2260-26(00)	BYRON COMMUNITY UNIT SD 226	BYRON	\$223,071	01/29/2013
48-072-0620-02(00)	PLEASANT VALLEY SD 62	PEORIA	\$344,778	01/15/2013
48-072-0660-02(00)	BARTONVILLE SD 66	BARTONVILLE	\$98,936	01/15/2013
48-072-3230-26(00)	DUNLAP CUSD 323	PEORIA	\$224,592	01/04/2013
48-072-3260-26(00)	PRINCEVILLE CUSD 326	PRINCEVILLE	\$71,550	01/15/2013
50-082-0090-26(00)	LEBANON CUSD 9	LEBANON	\$193,674	01/29/2013
50-082-1300-04(00)	COUNTY OF ST CLAIR SD 130	SMITHTON	\$42,457	01/03/2013
53-090-0980-02(00)	COUNTY OF TAZEWELL SCH DIST 98	PEKIN	\$43,083	01/15/2013
53-090-1020-02(00)	SCHOOL DIST NO 102	MARQUETTE HE	\$106,973	01/28/2013
53-090-7090-26(00)	MORTON CUSD 709	MORTON	\$249,158	01/15/2013
55-098-0030-26(00)	PROPHETSTOWN-LYNDON CUSD 3	PROPHETSTOW	\$211,603	01/17/2013
55-098-0130-02(00)	ROCK FALLS ESD 13	ROCK FALLS	\$346,458	01/15/2013
56-099-070C-04(00)	LARAWAY CCSD 70C	JOLIET	\$172,122	01/07/2013
56-099-200U-26(00)	BEECHER CUSD 200U	BEECHER	\$90,791	01/15/2013

\$31,586,417

Program: 2013 - 4305, Title I - Low Income - Neglected Priv.

<u>RCDT</u>	<u>District Name</u>	<u>City</u>	<u>Budget Amt</u>	<u>Approval Date</u>
01-001-1720-22(00)	QUINCY SD 172	QUINCY	\$74,052	01/03/2013
15-016-2990-25(00)	CITY OF CHICAGO SD 299	CHICAGO	\$807,331	01/30/2013
48-072-1500-25(00)	BOARD OF EDUCATION CITY OF	PEORIA	\$52,253	01/30/2013

\$933,636

Program: 2013 - 4306, Title I - Low Income - Delinquent Priv

<u>RCDT</u>	<u>District Name</u>	<u>City</u>	<u>Budget Amt</u>	<u>Approval Date</u>
01-001-1720-22(00)	QUINCY SD 172	QUINCY	\$58,273	01/03/2013

\$58,273

Program: 2013 - 4331, Title I - School Improvement & Accountability

<u>RCDT</u>	<u>District Name</u>	<u>City</u>	<u>Budget Amt</u>	<u>Approval Date</u>
32-000-0000-00(SS)	REGIONAL OFFICE OF EDUCATION32	KANKAKEE	\$704,446	01/16/2013

\$704,446

Program: 2013 - 4340, Title I - Migrant Education

<u>RCDT</u>	<u>District Name</u>	<u>City</u>	<u>Budget Amt</u>	<u>Approval Date</u>
46-009-0150-26(00)	BEARDSTOWN CUSD 15	BEARDSTOWN	\$107,277	01/30/2013

\$107,277

Program: 2013 - 4421, Title IV - 21st Century Comm Learning Centers

<u>RCDT</u>	<u>District Name</u>	<u>City</u>	<u>Budget Amt</u>	<u>Approval Date</u>
09-010-1160-22(13)	URBANA SD 116	URBANA	\$300,000	01/04/2013

**ILLINOIS STATE BOARD OF EDUCATION
FUNDING AND DISBURSEMENT SERVICES DIVISION
100 NORTH FIRST STREET, SPRINGFIELD, IL 62777**

Approved Grants Less Than 1 Million

Thru Date:(01/01/2013-01/31/2013)

15-016-236N-00(13)	QUAD COMMUNITIES DEVELOPMENT	CHICAGO	\$150,000	01/11/2013
21-028-0990-26(13)	CHRISTOPHER UNIT SCHOOL DIST 99	CHRISTOPHER	\$129,647	01/16/2013
25-041-0800-02(13)	MT VERNON CITY SCHOOL 80	MOUNT VERNON	\$110,250	01/16/2013
28-000-0000-00(13)	REGIONAL OFFICE OF EDUCATION28	ATKINSON	\$999,520	01/16/2013
31-045-067P-00(13)	FOX VALLEY PARK DISTRICT	AURORA	\$600,000	01/16/2013
47-071-2310-04(13)	ROCHELLE CCD 231	ROCHELLE	\$435,669	01/16/2013
49-000-0000-00(13)	REGIONAL OFFICE OF EDUCATION49	MOLINE	\$138,000	01/11/2013
56-099-201U-26(10)	CRETE-MONEE SD 201-U	CRETE	\$135,000	01/11/2013
65-108-1220-51(13)	YOUTH ORGNS UMBRELLA INC	EVANSTON	\$150,000	01/16/2013
65-108-1220-51(31)	YOUTH ORGNS UMBRELLA INC	EVANSTON	\$150,000	01/16/2013
65-108-1220-51(32)	YOUTH ORGNS UMBRELLA INC	EVANSTON	\$120,000	01/16/2013
65-108-1585-51(13)	CENTER FOR COMMUNITY ACADEMIC	CHICAGO	\$175,000	01/04/2013
65-108-1585-51(31)	CENTER FOR COMMUNITY ACADEMIC	CHICAGO	\$400,000	01/04/2013
			\$3,993,086	

Program: 2013 - 4600, Fed. - Sp. Ed. - Pre-School Flow Through

<u>RCDT</u>	<u>District Name</u>	<u>City</u>	<u>Budget Amt</u>	<u>Approval Date</u>
05-016-0150-04(00)	COMM CONS SCHOOL DISTRICT NO 15	PALATINE	\$108,793	01/28/2013
07-016-1500-61(00)	EX CHILDREN HAVE OPPOR	SOUTH HOLLAN	\$227,933	01/10/2013
09-010-0040-26(00)	CHAMPAIGN CUSD 4	CHAMPAIGN	\$96,830	01/16/2013
19-022-0660-61(00)	SCH ASSOC SPEC ED DUPAGE SA	NAPERVILLE	\$295,935	01/11/2013
19-022-2030-26(00)	COMMUNITY UNIT DISTRICT 203	NAPERVILLE	\$101,429	01/15/2013
25-041-8010-60(00)	FRANKLIN-JEFFERSON CO SPEC ED	BENTON	\$178,717	01/11/2013
26-062-0000-61(00)	WEST CENTRAL ILL SPEC EDUC C	MACOMB	\$157,276	01/30/2013
30-039-1860-61(00)	TRI-COUNTY SP ED JNT AGREEME	MURPHYSBORO	\$152,135	01/08/2013
31-045-3030-61(00)	MID-VALLEY SPECIAL ED COOP	SAINT CHARLES	\$198,945	01/08/2013
32-046-1110-25(00)	KANKAKEE SD 111	KANKAKEE	\$32,524	01/28/2013
48-072-1500-25(00)	BOARD OF EDUCATION CITY OF	PEORIA	\$232,326	01/02/2013
51-084-0050-26(00)	BALL CHATHAM CUSD 5	CHATHAM	\$38,613	01/04/2013
53-090-3090-61(00)	TAZEWELL-MASON CNTYS SP ED A	PEKIN	\$325,019	01/23/2013
54-092-1180-24(00)	DANVILLE CCSD 118	DANVILLE	\$148,992	01/28/2013
55-098-0000-61(00)	BI COUNTY SPECIAL EDUC COOP	STERLING	\$108,483	01/30/2013
			\$2,403,950	

Program: 2013 - 4605, Fed. - Sp. Ed. - Pre-School Discretionary

<u>RCDT</u>	<u>District Name</u>	<u>City</u>	<u>Budget Amt</u>	<u>Approval Date</u>
07-016-1420-61(00)	SOUTHWEST COOK COOP SPEC ED	OAK FOREST	\$489,250	01/03/2013
			\$489,250	

Program: 2013 - 4620, Fed. - Sp. Ed. - I.D.E.A. - Flow Through

<u>RCDT</u>	<u>District Name</u>	<u>City</u>	<u>Budget Amt</u>	<u>Approval Date</u>
21-028-1680-26(00)	FRANKFORT COMMUNITY UNIT 168	WEST FRANKFOR	\$491,893	01/09/2013
51-084-0050-26(00)	BALL CHATHAM CUSD 5	CHATHAM	\$835,583	01/03/2013
65-108-9000-80(RS)	ILLINOIS DEPT OF HUMAN SERVICES	SPRINGFIELD	\$211,121	01/28/2013
			\$1,538,597	

Program: 2013 - 4630, Fed. - Sp. Ed. - I.D.E.A. - Discretionary

<u>RCDT</u>	<u>District Name</u>	<u>City</u>	<u>Budget Amt</u>	<u>Approval Date</u>
48-072-084P-00(10)	THE CENTER FOR YOUTH AND FAMILY	PEORIA	\$11,428	01/29/2013
48-072-084P-00(1A)	THE CENTER FOR YOUTH AND FAMILY	PEORIA	\$11,198	01/29/2013

**ILLINOIS STATE BOARD OF EDUCATION
FUNDING AND DISBURSEMENT SERVICES DIVISION
100 NORTH FIRST STREET, SPRINGFIELD, IL 62777**

Approved Grants Less Than 1 Million

Thru Date:(01/01/2013-01/31/2013)

48-072-084P-00(1B)	THE CENTER FOR YOUTH AND FAMILY	PEORIA	\$11,247	01/29/2013
65-108-1130-51(10)	MID-ILLINOIS BIG BROTHERS BIG	CHARLESTON	\$11,029	01/29/2013
			\$44,902	

Program: 2013 - 4740, CTE - Perkins - DHS Ed

<u>RCDT</u>	<u>District Name</u>	<u>City</u>	<u>Budget Amt</u>	<u>Approval Date</u>
65-108-9000-80(45)	ILLINOIS DEPT OF HUMAN SERVICES	SPRINGFIELD	\$175,976	01/25/2013
			\$175,976	

Program: 2013 - 4745, CTE - Perkins - Secondary

<u>RCDT</u>	<u>District Name</u>	<u>City</u>	<u>Budget Amt</u>	<u>Approval Date</u>
05-016-2070-46(00)	NORTH SUBURBAN EDUC REG-EFE	PARK RIDGE	\$555,490	01/16/2013
06-016-2010-46(00)	MORTON REG DELIVERY SYST-EFE	CICERO	\$422,130	01/09/2013
21-000-0000-46(00)	FRANKLIN COUNTY REG SYST-EFE	BENTON	\$80,741	01/03/2013
30-000-0000-46(00)	JACKSON-PERRY REG DEL SY-EFE	PINCKNEYVILLE	\$142,395	01/11/2013
31-000-0000-46(00)	VALLEY EDUC EMPLMT SYSTM-EFE	SUGAR GROVE	\$657,263	01/14/2013
31-045-0460-46(00)	NORTHERN KANE VOC SYSTEM-EFE	ELGIN	\$651,738	01/04/2013
40-000-0000-46(00)	CENTRAL ILLINOIS RURAL REGION	JERSEYVILLE	\$103,113	01/07/2013
			\$2,612,870	

Program: 2013 - 4901, Race To The Top

<u>RCDT</u>	<u>District Name</u>	<u>City</u>	<u>Budget Amt</u>	<u>Approval Date</u>
04-101-3230-26(00)	WINNEBAGO CUSD 323	WINNEBAGO	\$6,120	01/15/2013
04-101-3230-26(IM)	WINNEBAGO CUSD 323	WINNEBAGO	\$6,061	01/15/2013
07-016-1320-02(IM)	CALUMET PUBLIC SD 132	CALUMET PARK	\$13,872	01/28/2013
07-016-1600-02(00)	COUNTRY CLUB HILLS SD 160	COUNTRY CLUB H	\$13,616	01/15/2013
07-016-1620-02(IM)	MATTESON SCHOOL DISTRICT 162	RICHTON PARK	\$10,382	01/15/2013
07-016-2270-17(IM)	RICH TWP HSD 227	MATTESON	\$2,883	01/18/2013
09-010-1160-22(IM)	URBANA SD 116	URBANA	\$42,057	01/15/2013
09-010-1370-02(IM)	RANTOUL CITY SD 137	RANTOUL	\$9,535	01/28/2013
17-064-0050-26(IM)	MCLEAN COUNTY UD 5	NORMAL	\$71,688	01/15/2013
19-022-0040-02(IM)	COUNTY OF DUPAGE SCHOOL DIST 4	ADDISON	\$19,202	01/15/2013
21-100-0020-26(IM)	MARION CUSD 2	MARION	\$4,764	01/28/2013
22-029-0660-25(IM)	CANTON UNION SD 66	CANTON	\$13,281	01/15/2013
34-049-0060-02(IM)	ZION ESD 6	ZION	\$19,375	01/15/2013
49-081-0360-02(IM)	CARBON CLIFF-BARSTOW SD 36	SILVIS	\$4,476	01/15/2013
50-082-1880-22(IM)	BROOKLYN UD 188	LOVEJOY	\$1,445	01/15/2013
55-098-0050-26(IM)	COMMUNITY UNIT SCHOOL DISTRICT	STERLING	\$9,247	01/30/2013
55-098-0060-26(IM)	MORRISON COMMUNITY UNIT SD 6	MORRISON	\$4,189	01/28/2013
			\$252,193	

Program: 2013 - 4905, Title III - Immigrant Education Program (IEP)

<u>RCDT</u>	<u>District Name</u>	<u>City</u>	<u>Budget Amt</u>	<u>Approval Date</u>
05-016-0735-02(00)	SKOKIE SD 73-5	SKOKIE	\$4,050	01/11/2013
27-094-2380-26(00)	MONMOUTH-ROSEVILLE CUSD 238	MONMOUTH	\$5,100	01/09/2013
34-049-0460-04(00)	COMMUNITY CONSOLIDATED SCHOOL	GRAYSLAKE	\$417	01/16/2013
			\$9,567	

Program: 2013 - 4909, Title III - Lang Inst Prog-Limited Eng LIPLEP

<u>RCDT</u>	<u>District Name</u>	<u>City</u>	<u>Budget Amt</u>	<u>Approval Date</u>
04-004-2000-26(00)	NORTH BOONE CUD 200	POPLAR GROVE	\$18,571	01/16/2013

**ILLINOIS STATE BOARD OF EDUCATION
FUNDING AND DISBURSEMENT SERVICES DIVISION
100 NORTH FIRST STREET, SPRINGFIELD, IL 62777**

Approved Grants Less Than 1 Million

Thru Date:(01/01/2013-01/31/2013)

05-016-0250-02(00)	ARLINGTON HEIGHTS SD 25	ARLINGTON HEIG	\$61,868	01/11/2013
05-016-0340-04(00)	SCHOOL DIST 34 COOK COUNTY	GLENVIEW	\$130,000	01/04/2013
05-016-0630-02(00)	EAST MAINE SD 63	DES PLAINES	\$204,949	01/23/2013
05-016-0735-02(00)	SKOKIE SD 73-5	SKOKIE	\$22,203	01/11/2013
05-016-2250-17(00)	NORTHFIELD THSD 225	GLENVIEW	\$13,650	01/04/2013
06-016-2010-17(00)	COOK COUNTY HSD 201	CICERO	\$91,060	01/10/2013
07-016-1100-02(00)	CENTRAL STICKNEY SD 110	CHICAGO	\$15,450	01/07/2013
07-016-1260-02(00)	ALSIP-HAZLGRN-OAKLWN SD 126	ALSIP	\$28,350	01/11/2013
07-016-1270-02(00)	WORTH SD 127	WORTH	\$32,960	01/02/2013
07-016-2060-17(00)	BLOOM TWP HSD 206	CHICAGO HEIGH	\$19,954	01/23/2013
07-016-2300-13(00)	CONSOLIDATED HIGH SCH DIST 230	ORLAND PARK	\$17,100	01/04/2013
16-019-4280-26(00)	DEKALB CUSD 428	DE KALB	\$73,895	01/10/2013
19-022-0150-02(00)	MARQUARDT SD 15	GLENDALE HTS	\$121,275	01/23/2013
19-022-0890-04(00)	COMMUNITY CONS SCH DIST 89	GLEN ELLYN	\$27,393	01/23/2013
27-094-2380-26(00)	MONMOUTH-ROSEVILLE CUSD 238	MONMOUTH	\$27,250	01/09/2013
31-045-1310-22(00)	AURORA EAST USD 131	AURORA	\$838,001	01/16/2013
34-049-0960-04(00)	KILDEER COUNTRYSIDE CCSD 96	BUFFALO GROV	\$44,250	01/17/2013
34-049-1160-26(00)	ROUND LAKE AREA SD 116	ROUND LAKE	\$266,250	01/28/2013
35-050-0440-02(00)	STREATOR ELEMENTARY SD 44	STREATOR	\$17,250	01/11/2013
44-063-2000-26(00)	COMMUNITY UNIT SCHOOL DIST 200	WOODSTOCK	\$154,076	01/28/2013
48-072-3230-26(00)	DUNLAP CUSD 323	PEORIA	\$23,100	01/09/2013
56-099-0840-02(00)	ROCKDALE SD 84	ROCKDALE	\$25,350	01/09/2013
56-099-2040-17(00)	JOLIET TWP HSD 204	JOLIET	\$24,324	01/10/2013
56-099-365U-26(00)	VALLEY VIEW CUSD 365U	ROMEOVILLE	\$424,666	01/29/2013
			\$2,723,195	

Program: 2013 - 4932, Title II - Teacher Quality

<u>RCDT</u>	<u>District Name</u>	<u>City</u>	<u>Budget Amt</u>	<u>Approval Date</u>
01-001-1720-22(00)	QUINCY SD 172	QUINCY	\$409,789	01/22/2013
01-075-0120-26(00)	WESTERN COMMUNITY UNIT SD 12	BARRY	\$46,054	01/11/2013
02-002-0010-22(00)	CAIRO SD 1	CAIRO	\$122,733	01/29/2013
02-044-0550-02(00)	VIENNA PUBLIC SCHOOL DIST 55	VIENNA	\$21,044	01/22/2013
03-025-0100-26(00)	ALTAMONT CUSD 10	ALTAMONT	\$39,019	01/04/2013
03-026-2040-26(00)	RAMSEY CUSD 204	RAMSEY	\$35,322	01/04/2013
04-101-1220-22(00)	HARLEM CONSOLIDATED SD 122	MACHESNEY PA	\$262,243	01/22/2013
04-101-2070-16(00)	HONONEGAH CHSD 207	ROCKTON	\$22,741	01/22/2013
05-016-0150-04(00)	COMM CONS SCHOOL DISTRICT NO 15	PALATINE	\$436,557	01/29/2013
05-016-0230-02(00)	PROSPECT HEIGHTS SD 23	PROSPECT HTS	\$35,547	01/15/2013
05-016-0290-02(00)	SUNSET RIDGE SD 29	NORTHFIELD	\$14,526	01/29/2013
05-016-0540-04(00)	SCHAUMBURG CCSD 54	SCHAUMBURG	\$296,498	01/29/2013
05-016-0620-04(00)	COMMUNITY CONS SCH DIST 62	DES PLAINES	\$152,740	01/08/2013
05-016-0735-02(00)	SKOKIE SD 73-5	SKOKIE	\$27,141	01/03/2013
05-016-2110-17(00)	TOWNSHIP HSD 211	PALATINE	\$188,612	01/15/2013
06-016-0800-02(00)	BOARD OF EDUCATION DISTRICT 80	NORRIDGE	\$44,370	01/29/2013
06-016-0840-02(00)	FRANKLIN PARK SD 84	FRANKLIN PARK	\$19,398	01/15/2013
06-016-0880-02(00)	BELLWOOD SD 88	BELLWOOD	\$91,156	01/15/2013
06-016-0890-02(00)	COOK CO BD OF ED 89	MELROSE PARK	\$495,866	01/15/2013
06-016-0950-02(00)	BROOKFIELD SD 95	BROOKFIELD	\$21,393	01/22/2013
06-016-0970-02(00)	OAK PARK SD 97	OAK PARK	\$163,903	01/29/2013

**ILLINOIS STATE BOARD OF EDUCATION
FUNDING AND DISBURSEMENT SERVICES DIVISION
100 NORTH FIRST STREET, SPRINGFIELD, IL 62777**

Approved Grants Less Than 1 Million

Thru Date:(01/01/2013-01/31/2013)

06-016-1050-02(00)	LA GRANGE SD 105	LAGRANGE	\$40,852	01/15/2013
06-016-2080-17(00)	SCHOOL DIST 208-COOK COUNTY	RIVERSIDE	\$24,017	01/03/2013
07-016-1040-02(00)	COUNTY OF COOK SCHOOL DIST 104	SUMMIT	\$74,278	01/02/2013
07-016-113A-02(00)	LEMONT-BROMBEREK CSD 113A	LEMONT	\$65,637	01/02/2013
07-016-1180-04(00)	PALOS CCSD 118	PALOS PARK	\$38,232	01/04/2013
07-016-1240-02(00)	EVERGREEN PARK ESD 124	EVERGREEN PA	\$65,788	01/24/2013
07-016-1350-02(00)	ORLAND SD 135	ORLAND PARK	\$129,990	01/02/2013
07-016-1430-02(00)	SCHOOL DISTRICT 143 COOK COUNTY	MIDLOTHIAN	\$80,004	01/23/2013
07-016-1460-04(00)	COMMUNITY CONS SCH DIST 146	TINLEY PARK	\$57,652	01/02/2013
07-016-1520-02(00)	HARVEY SD 152	HARVEY	\$370,173	01/24/2013
07-016-1530-02(00)	HOMEWOOD SD 153	HOMEWOOD	\$32,963	01/16/2013
07-016-1540-02(00)	THORNTON SD 154	THORNTON	\$8,703	01/24/2013
07-016-1580-02(00)	LANSING SD 158	LANSING	\$80,855	01/02/2013
07-016-1610-02(00)	FLOSSMOOR SD 161	FLOSSMOOR	\$62,651	01/15/2013
07-016-1630-02(00)	PARK FOREST SD 163	PARK FOREST	\$68,292	01/17/2013
07-016-1670-02(00)	BROOKWOOD SD 167	GLENWOOD	\$56,326	01/02/2013
07-016-1710-02(00)	SUNNYBROOK SCHOOL DIST 171	LANSING	\$18,419	01/23/2013
07-016-2170-16(00)	ARGO CHSD 217	SUMMIT	\$43,983	01/08/2013
07-016-2200-17(00)	REAVIS TWP HSD 220	BURBANK	\$68,834	01/15/2013
07-016-2290-16(00)	OAK LAWN CHSD 229	OAK LAWN	\$27,208	01/02/2013
08-089-2030-26(00)	ORANGEVILLE SCHOOL DISTRICT 203	ORANGEVILLE	\$22,499	01/16/2013
09-010-1300-04(00)	THOMASBORO CCSD 130	THOMASBORO	\$13,071	01/15/2013
09-010-1970-04(00)	PRAIRIEVIEW-OGDEN CCSD 197	ROYAL	\$12,712	01/11/2013
09-027-0100-26(00)	PAXTON BUCKLEY LODA CUSD	PAXTON	\$49,507	01/22/2013
10-011-0140-24(00)	SOUTH FORK SD 14	KINCAID	\$19,833	01/22/2013
10-068-0220-26(00)	NOKOMIS CUSD 22	NOKOMIS	\$47,069	01/15/2013
11-015-0010-26(00)	CHARLESTON CUSD 1	CHARLESTON	\$171,790	01/15/2013
11-015-0020-26(00)	MATTOON CUSD 2	MATTOON	\$197,260	01/02/2013
11-018-0030-26(00)	NEOGA CUSD 3	NEOGA	\$40,172	01/17/2013
11-021-3060-26(00)	ARCOLA CUSD 306	ARCOLA	\$26,340	01/03/2013
11-023-0040-26(00)	COMMUNITY UNIT SCHOOL DIST 4	PARIS	\$27,815	01/04/2013
11-023-0060-26(00)	COMMUNITY UNIT SCHOOL DIST NO 6	CHRISMAN	\$16,381	01/14/2013
11-023-0950-25(00)	SCHOOL DISTRICT NO 95	PARIS	\$134,366	01/15/2013
12-013-0100-26(00)	CLAY CITY CUSD 10	CLAY CITY	\$21,915	01/22/2013
12-080-0020-26(00)	COUNTY OF RICHLAND	NOBLE	\$21,761	01/03/2013
13-058-1350-02(00)	CENTRALIA SD 135	CENTRALIA	\$143,151	01/18/2013
13-058-7220-26(00)	ODIN PUBLIC SCHOOL DIST 722	ODIN	\$12,069	01/03/2013
13-095-0150-04(00)	ASHLEY CCSD 15	ASHLEY	\$15,553	01/22/2013
16-019-4290-26(00)	HINCKLEY BIG ROCK CUSD 429	HINCKLEY	\$22,839	01/07/2013
17-020-0150-26(00)	CLINTON CUSD 15	CLINTON	\$96,334	01/29/2013
17-064-0020-26(00)	LEROY CUSD 2	LE ROY	\$26,167	01/03/2013
17-064-0040-26(00)	HEYWORTH CUSD 4	HEYWORTH	\$18,193	01/15/2013
19-022-0020-02(00)	BENSENVILLE ELEM SCH DIST 2	BENSENVILLE	\$66,310	01/23/2013
19-022-0150-02(00)	MARQUARDT SD 15	GLENDALE HTS	\$100,492	01/16/2013
19-022-0200-02(00)	KEENEYVILLE SD 20	HANOVER PARK	\$51,855	01/25/2013
19-022-0250-02(00)	BENJAMIN SD 25	WEST CHICAGO	\$18,772	01/24/2013
19-022-0480-02(00)	SALT CREEK SD 48	VILLA PARK	\$21,438	01/03/2013
19-022-0610-02(00)	DARIEN SD 61	DARIEN	\$67,836	01/23/2013
19-022-0630-02(00)	COUNTY OF DUPAGE	DARIEN	\$14,873	01/25/2013

**ILLINOIS STATE BOARD OF EDUCATION
FUNDING AND DISBURSEMENT SERVICES DIVISION
100 NORTH FIRST STREET, SPRINGFIELD, IL 62777**

Approved Grants Less Than 1 Million

Thru Date:(01/01/2013-01/31/2013)

19-022-0870-17(00)	GLENBARD TOWNSHIP HIGH SCHOOL	GLEN ELLYN	\$171,067	01/30/2013
19-022-0880-16(00)	DUPAGE HSD 88	ADDISON	\$96,647	01/03/2013
19-022-0890-04(00)	COMMUNITY CONS SCH DIST 89	GLEN ELLYN	\$69,608	01/17/2013
19-022-1800-04(00)	COMM CONS SCH DIST 180	BURR RIDGE	\$17,822	01/24/2013
20-030-0070-26(00)	GALLATIN CUSD 7	JUNCTION	\$69,434	01/03/2013
20-083-0040-26(00)	ELDORADO CUSD 4	ELDORADO	\$108,676	01/15/2013
20-096-0170-04(00)	COMMUNITY CONSOLIDATED SD 17	FAIRFIELD	\$4,242	01/15/2013
21-028-1880-26(00)	ZEIGLER-ROYALTON CUSD 188	ZEIGLER	\$50,319	01/03/2013
22-029-0970-26(00)	LEWISTOWN SCHOOL DISTRICT 97	LEWISTOWN	\$58,031	01/29/2013
24-032-0750-02(00)	BRACEVILLE SD 75	BRACEVILLE	\$22,788	01/04/2013
24-032-1010-16(00)	MORRIS CHSD 101	MORRIS	\$27,832	01/17/2013
24-047-0180-16(00)	NEWARK CHSD 18	NEWARK	\$4,241	01/17/2013
25-041-0010-26(00)	WALTONVILLE CUSD 1	WALTONVILLE	\$16,180	01/22/2013
25-041-0060-04(00)	GRAND PRAIRIE CCSD 6	CENTRALIA	\$4,214	01/15/2013
25-041-0080-04(00)	INA CCSD 8	INA	\$11,778	01/15/2013
25-041-0800-02(00)	MT VERNON CITY SCHOOL 80	MOUNT VERNON	\$178,952	01/22/2013
25-041-0820-02(00)	COUNTY OF JEFFERSON SD 82	MOUNT VERNON	\$4,730	01/03/2013
25-041-0990-04(00)	FARRINGTON CCSD 99	BLUFORD	\$4,869	01/29/2013
26-062-1850-26(00)	MACOMB CUSD 185	MACOMB	\$115,133	01/22/2013
28-037-2270-26(00)	CAMBRIDGE CUSD 227	CAMBRIDGE	\$30,376	01/08/2013
28-088-0010-26(00)	BRADFORD CUSD 1	BRADFORD	\$16,620	01/15/2013
30-073-2040-04(00)	COMMUNITY CONS DIST 204	PINCKNEYVILLE	\$11,741	01/29/2013
31-045-1290-22(00)	AURORA WEST SCHOOL DIST 129	AURORA	\$541,063	01/18/2013
31-045-3030-26(00)	COMMUNITY UNIT SCHOOL DIST 303	SAINT CHARLES	\$189,441	01/17/2013
32-038-0030-26(00)	COMMUNITY U S D 3	DONOVAN	\$20,637	01/08/2013
32-038-2490-26(00)	CRESCENT-IROQUOIS CUSD 249	CRESCENT CITY	\$4,909	01/02/2013
32-046-0020-26(00)	HERSCHER CUSD 2	HERSCHER	\$50,502	01/08/2013
33-048-2050-26(00)	GALESBURG CUSD 205	GALESBURG	\$312,259	01/22/2013
34-049-0500-04(00)	WOODLAND CCSD 50	GURNEE	\$96,623	01/24/2013
34-049-0650-02(00)	LAKE COUNTY SCHOOL DISTRICT 65	LAKE BLUFF	\$17,460	01/25/2013
34-049-0750-02(00)	COUNTY OF LAKE SCHOOL DIST 75	MUNDELEIN	\$40,835	01/14/2013
34-049-0960-04(00)	KILDEER COUNTRYSIDE CCSD 96	BUFFALO GROV	\$66,494	01/03/2013
34-049-1020-04(00)	APTAKISIC-TRIPP CCSD 102	BUFFALO GROV	\$37,626	01/24/2013
34-049-1130-17(00)	TOWNSHIP HIGH SCHOOL DIST 113	HIGHLAND PARK	\$52,908	01/25/2013
34-049-1280-16(00)	COMMUNITY HIGH SCHOOL DIST 128	LIBERTYVILLE	\$51,113	01/25/2013
35-050-0090-26(00)	EARLVILLE CUSD 9	EARLVILLE	\$25,696	01/22/2013
35-050-1240-02(00)	PERU PUBLIC SCHOOLS	PERU	\$29,458	01/03/2013
35-050-1400-17(00)	OTTAWA THSD 140	OTTAWA	\$35,963	01/15/2013
35-050-1700-04(00)	SENECA CCSD 170	SENECA	\$19,044	01/03/2013
35-050-1950-04(00)	WALLACE CCSD 195	OTTAWA	\$12,382	01/03/2013
35-050-2100-04(00)	MILLER TWP CCSD 210	MARSEILLES	\$8,594	01/03/2013
35-050-2300-04(00)	RUTLAND CCSD 230	OTTAWA	\$4,378	01/22/2013
35-050-2890-04(00)	MENDOTA COMMUNITY CONS SD 289	MENDOTA	\$65,148	01/22/2013
39-055-0110-26(00)	WARRENSBURG-LATHAM CUSD 11	WARRENSBURG	\$30,825	01/17/2013
40-031-0030-26(00)	NORTH GREENE USD 3	WHITE HALL	\$66,114	01/22/2013
40-042-1000-26(00)	JERSEY CUSD 100	JERSEYVILLE	\$140,610	01/15/2013
40-056-0070-26(00)	GILLESPIE CUSD 7	GILLESPIE	\$55,580	01/22/2013
41-057-0010-26(00)	ROXANA CUSD 1	ROXANA	\$107,997	01/10/2013
41-057-0030-26(00)	VENICE CUSD 3	VENICE	\$35,033	01/03/2013

**ILLINOIS STATE BOARD OF EDUCATION
FUNDING AND DISBURSEMENT SERVICES DIVISION
100 NORTH FIRST STREET, SPRINGFIELD, IL 62777**

Approved Grants Less Than 1 Million

Thru Date:(01/01/2013-01/31/2013)

41-057-0100-26(00)	COLLINSVILLE CUSD 10	COLLINSVILLE	\$320,225	01/03/2013
41-057-0120-26(00)	MADISON CUSD 12	MADISON	\$158,333	01/11/2013
41-057-0140-16(00)	EAST ALTON-WOOD RIVER CHSD 14	WOOD RIVER	\$21,835	01/29/2013
43-078-5350-26(00)	PUTNAM COUNTY CU SCHOOL DIST 535	GRANVILLE	\$42,089	01/28/2013
43-102-0020-04(00)	RIVERVIEW CCSD 2	EAST PEORIA	\$9,048	01/23/2013
43-102-0110-26(00)	EL PASO-GRIDLEY CUSD 11	EL PASO	\$35,260	01/08/2013
43-102-0210-26(00)	LOWPOINT-WASHBURN CUSD 21	WASHBURN	\$25,087	01/15/2013
43-102-1220-17(00)	COUNTY OF WOODFORD SCHOOL	METAMORA	\$14,232	01/15/2013
44-063-0260-04(00)	CARY CCSD 26	CARY	\$85,927	01/04/2013
44-063-1550-16(00)	COMMUNITY HIGH SCHOOL DIST 155	CRYSTAL LAKE	\$74,862	01/11/2013
45-067-0030-26(00)	VALMEYER CUSD 3	VALMEYER	\$32,202	01/15/2013
45-067-0040-26(00)	COLUMBIA CUSD 4	COLUMBIA	\$31,542	01/22/2013
45-079-0010-22(00)	COULTERVILLE USD 1	COULTERVILLE	\$18,004	01/04/2013
45-079-1380-26(00)	STEELEVILLE CUSD 138	STEELEVILLE	\$14,133	01/29/2013
47-071-2120-17(00)	ROCHELLE TWP HSD 212	ROCHELLE	\$21,197	01/23/2013
47-071-2210-26(00)	FORRESTVILLE VALLEY CUSD 221	FORRESTON	\$35,173	01/15/2013
47-071-2260-26(00)	BYRON COMMUNITY UNIT SD 226	BYRON	\$34,145	01/29/2013
48-072-0620-02(00)	PLEASANT VALLEY SD 62	PEORIA	\$32,555	01/15/2013
48-072-0660-02(00)	BARTONVILLE SD 66	BARTONVILLE	\$8,049	01/15/2013
48-072-3230-26(00)	DUNLAP CUSD 323	PEORIA	\$35,860	01/04/2013
48-072-3260-26(00)	PRINCEVILLE CUSD 326	PRINCEVILLE	\$14,083	01/15/2013
49-081-0400-22(00)	MOLINE USD 40	MOLINE	\$454,617	01/11/2013
49-081-0410-25(00)	ROCK ISLAND SD 41	ROCK ISLAND	\$793,909	01/11/2013
50-082-0090-26(00)	LEBANON CUSD 9	LEBANON	\$34,164	01/29/2013
50-082-1300-04(00)	COUNTY OF ST CLAIR SD 130	SMITHTON	\$16,233	01/03/2013
50-082-1870-26(00)	CAHOKIA CUSD 187	CAHOKIA	\$346,255	01/11/2013
53-090-0980-02(00)	COUNTY OF TAZEWELL SCH DIST 98	PEKIN	\$5,472	01/15/2013
53-090-1020-02(00)	SCHOOL DIST NO 102	MARQUETTE HE	\$26,838	01/28/2013
53-090-7090-26(00)	MORTON CUSD 709	MORTON	\$59,877	01/15/2013
55-098-0030-26(00)	PROPHETSTOWN-LYNDON CUSD 3	PROPHETSTOW	\$33,535	01/17/2013
55-098-0130-02(00)	ROCK FALLS ESD 13	ROCK FALLS	\$89,381	01/15/2013
56-099-070C-04(00)	LARAWAY CCSD 70C	JOLIET	\$23,704	01/07/2013
56-099-200U-26(00)	BEECHER CUSD 200U	BEECHER	\$18,621	01/15/2013

\$12,040,321

Program: 2013 - 4936, Mathematics and Science Partnerships

<u>RCDT</u>	<u>District Name</u>	<u>City</u>	<u>Budget Amt</u>	<u>Approval Date</u>
28-000-0000-00(40)	REGIONAL OFFICE OF EDUCATION28	ATKINSON	\$137,586	01/18/2013
28-000-0000-00(41)	REGIONAL OFFICE OF EDUCATION28	ATKINSON	\$138,169	01/18/2013
65-108-8095-51(40)	NORTH CENTRAL COLLEGE	NAPERVILLE	\$140,000	01/18/2013

\$415,755