




ILLINOIS STATE BOARD OF EDUCATION MEETING
June 19-20, 2013

TO: Illinois State Board of Education

FROM: Christopher A. Koch, Ed.D., State Superintendent of Education 
Robert Wolfe, Chief Financial Officer 
Donald W. Evans, Chief Operating Officer and Director of Human Resources and Labor Relations 

Agenda Topic: Information Item: SBE Fiscal & Administrative Monthly Reports

Materials: Appropriation and Spending by Program – FY13
Financial Status Report (contract & grant detail) – FY13
Comparative Statement of Expenditures – FY13
Monthly Headcount Graph, Staff Detail, Personnel Transactions
Contract & Grant Awards Under \$1 million - FY13

Purpose of Agenda Item

To provide the Board standard reports with key information on fiscal and administrative activities of the state Agency.

Relationship to/Implications for the State Board's Strategic Plan

Not applicable – informational purposes only.

Expected Outcome(s) of Agenda Item

Not applicable – informational purposes only.

Background Information

In June 2002, the State Board adopted bylaws outlining a new committee structure under which fiscal, audit and operations issues will be handled by the Finance and Audit Committee. The Superintendent requested that the Agency organize and standardize the financial and Headcount data provided to the Board for their future policy work and decision making.

Currently, the following reports are provided:

1. Budget (annually in January)
2. Appropriation and Expenditure (monthly)
3. Financial Status Report – Contract/Grant Detail (monthly)
4. Contract & Grant Awards Under \$1 Million (monthly)
5. Comparative Statement of Expenditures (monthly)
6. Headcount Reports (monthly)
Personnel Transactions, Staff Detail by Division, & Monthly Headcount Graph

Analysis and Implications for Policy, Budget, Legislative Action and Communications

The monthly or Quarterly Fiscal and Headcount Reports were first provided to the Board in August 2002. These reports provide information regarding staffing and funding as well as details of contracts over \$50,000 and grants the Agency is processing.

At the request of the Board at the December 2011 meeting, a Contract & Grant Award Report under \$1 million has been added to the SBE Fiscal & Administrative Monthly Reports package.

Superintendent's Recommendation

None needed.

Next Steps

Continue to provide these reports pursuant to schedule above.

Illinois State Board of Education
2013 Appropriation & Spending by Program 07/01/2012 thru 05/31/2013

(Dollars in Thousands)

Initiatives	Appropriation			YTD Expenditures		
	Total	Grants	Admin	Total	Grants	Admin
STATE						
Distributive Grants	<u>\$6,045,505.8</u>	<u>\$6,045,505.8</u>	<u>\$0.0</u>	<u>\$5,276,497.6</u>	<u>\$5,276,497.6</u>	<u>\$0.0</u>
General State Aid	\$4,286,752.5	\$4,286,752.5	\$0.0	\$3,903,848.3	\$3,903,848.3	\$0.0
District Consolidation Cost	\$2,805.0	\$2,805.0	\$0.0	\$2,686.2	\$2,686.2	\$0.0
Mandated Categoricals	<u>\$1,755,948.3</u>	<u>\$1,755,948.3</u>	<u>\$0.0</u>	<u>\$1,369,963.2</u>	<u>\$1,369,963.2</u>	<u>\$0.0</u>
Illinois Free Lunch/Breakfast	\$14,300.0	\$14,300.0	\$0.0	\$12,891.0	\$12,891.0	\$0.0
Orphanage Tuition 18-3 (Reg Ed)	\$13,000.0	\$13,000.0	\$0.0	\$6,966.2	\$6,966.2	\$0.0
Sp-Ed - Extraordinary Services	\$314,196.1	\$314,196.1	\$0.0	\$258,583.4	\$258,583.4	\$0.0
Sp-Ed - Orphanage Tuition 14-7.03	\$111,000.0	\$111,000.0	\$0.0	\$69,018.1	\$69,018.1	\$0.0
Sp-Ed - Personnel Reimbursement	\$440,200.0	\$440,200.0	\$0.0	\$351,105.6	\$351,105.6	\$0.0
Sp-Ed - Private Tuition	\$206,843.3	\$206,843.3	\$0.0	\$180,160.5	\$180,160.5	\$0.0
Sp-Ed - Summer School	\$10,100.0	\$10,100.0	\$0.0	\$10,100.0	\$10,100.0	\$0.0
Sp-Ed - Transportation	\$440,500.0	\$440,500.0	\$0.0	\$324,844.9	\$324,844.9	\$0.0
Transportation - Regular/Vocational	\$205,808.9	\$205,808.9	\$0.0	\$156,293.5	\$156,293.5	\$0.0
Standards - Assessment & Accountability	<u>\$29,400.0</u>	<u>\$510.2</u>	<u>\$28,889.8</u>	<u>\$25,292.9</u>	<u>\$0.0</u>	<u>\$25,292.9</u>
Assessments	\$27,400.0	\$0.0	\$27,400.0	\$25,267.9	\$0.0	\$25,267.9
Standards, Materials, Training for Teachers	\$2,000.0	\$510.2	\$1,489.8	\$25.0	\$0.0	\$25.0
Growth Model	\$0.0	\$0.0	\$0.0	\$0.0	\$0.0	\$0.0
System of Support	\$0.0	\$0.0	\$0.0	\$0.0	\$0.0	\$0.0
Ensuring Quality Ed Personnel	<u>\$2,225.0</u>	<u>\$2,225.0</u>	<u>\$0.0</u>	<u>\$1,225.0</u>	<u>\$1,225.0</u>	<u>\$0.0</u>
National Board Certification	\$1,000.0	\$1,000.0	\$0.0	\$0.0	\$0.0	\$0.0
Principal Mentoring Program	\$0.0	\$0.0	\$0.0	\$0.0	\$0.0	\$0.0
Teach for America	\$1,225.0	\$1,225.0	\$0.0	\$1,225.0	\$1,225.0	\$0.0
Teacher and Admin. Mentoring Program	\$0.0	\$0.0	\$0.0	\$0.0	\$0.0	\$0.0
Early Childhood	<u>\$300,192.4</u>	<u>\$296,465.7</u>	<u>\$3,726.7</u>	<u>\$268,804.8</u>	<u>\$265,838.8</u>	<u>\$2,966.0</u>
Academic Difficulty	<u>\$81,920.5</u>	<u>\$79,920.5</u>	<u>\$2,000.0</u>	<u>\$43,007.3</u>	<u>\$41,536.4</u>	<u>\$1,471.0</u>
Alternative Learning/Regional Safe Schools	\$6,539.3	\$6,539.3	\$0.0	\$5,862.4	\$5,862.4	\$0.0
Bilingual Education	\$63,381.2	\$61,381.2	\$2,000.0	\$25,764.8	\$24,293.8	\$1,471.0
Truant Alternative Optional Education	\$12,000.0	\$12,000.0	\$0.0	\$11,380.2	\$11,380.2	\$0.0
Learning Technologies	<u>\$3,000.0</u>	<u>\$1,778.0</u>	<u>\$1,222.0</u>	<u>\$2,626.5</u>	<u>\$1,589.4</u>	<u>\$1,037.0</u>
Technology for Success	\$3,000.0	\$1,778.0	\$1,222.0	\$2,626.5	\$1,589.4	\$1,037.0

Career Preparation	<u>\$39,862.1</u>	<u>\$39,862.1</u>	<u>\$0.0</u>	<u>\$37,708.7</u>	<u>\$37,708.7</u>	<u>\$0.0</u>
Agricultural Education	\$1,800.0	\$1,800.0	\$0.0	\$1,659.8	\$1,659.8	\$0.0
Career and Technical Education	\$38,062.1	\$38,062.1	\$0.0	\$36,048.9	\$36,048.9	\$0.0
Regional Services	<u>\$14,320.1</u>	<u>\$14,320.1</u>	<u>\$0.0</u>	<u>\$12,261.6</u>	<u>\$12,261.6</u>	<u>\$0.0</u>
ROE - Bus Driver Training	\$70.0	\$70.0	\$0.0	\$70.0	\$70.0	\$0.0
ROE - Salaries	\$12,025.0	\$12,025.0	\$0.0	\$10,107.9	\$10,107.9	\$0.0
ROE - School Services	\$2,225.1	\$2,225.1	\$0.0	\$2,083.7	\$2,083.7	\$0.0
Strategic Plan	<u>\$0.0</u>	<u>\$0.0</u>	<u>\$0.0</u>	<u>\$0.0</u>	<u>\$0.0</u>	<u>\$0.0</u>
Strategic Plan	\$0.0	\$0.0	\$0.0	\$0.0	\$0.0	\$0.0
Administration	<u>\$23,654.0</u>	<u>\$0.0</u>	<u>\$23,654.0</u>	<u>\$19,766.0</u>	<u>\$0.0</u>	<u>\$19,766.0</u>
Targeted Initiatives	<u>\$21,744.2</u>	<u>\$20,917.9</u>	<u>\$826.3</u>	<u>\$12,793.4</u>	<u>\$12,294.3</u>	<u>\$499.1</u>
Advanced Placement Classes	\$527.0	\$527.0	\$0.0	\$351.7	\$351.7	\$0.0
After School Matters	\$2,500.0	\$2,500.0	\$0.0	\$2,500.0	\$2,500.0	\$0.0
Arts and Foreign Language	\$500.0	\$500.0	\$0.0	\$475.6	\$475.6	\$0.0
Autism Project	\$100.0	\$100.0	\$0.0	\$100.0	\$100.0	\$0.0
Blind & Dyslexic	\$816.6	\$816.6	\$0.0	\$816.6	\$816.6	\$0.0
Childrens Mental Health Partnership	\$300.0	\$250.0	\$50.0	\$0.0	\$0.0	\$0.0
Community Residential Services Authority	\$592.3	\$0.0	\$592.3	\$453.5	\$0.0	\$453.5
East St. Louis School District 189	\$9,000.0	\$9,000.0	\$0.0	\$2,000.0	\$2,000.0	\$0.0
Educator Misconduct Investigations	\$184.0	\$0.0	\$184.0	\$45.6	\$0.0	\$45.6
IL Coalition Immigrant/Refugee Parent Mentor	\$1,000.0	\$1,000.0	\$0.0	\$1,000.0	\$1,000.0	\$0.0
Lowest Performing Schools	\$1,002.8	\$1,002.8	\$0.0	\$0.0	\$0.0	\$0.0
Materials Center for the Visually Impaired	\$1,421.1	\$1,421.1	\$0.0	\$1,250.0	\$1,250.0	\$0.0
Philip J. Rock Center & School	\$3,577.8	\$3,577.8	\$0.0	\$3,577.8	\$3,577.8	\$0.0
Tax Equivalent Grants	\$222.6	\$222.6	\$0.0	\$222.6	\$222.6	\$0.0
NON STATE						
School Infrastructure Fund	<u>\$600.0</u>	<u>\$0.0</u>	<u>\$600.0</u>	<u>\$115.6</u>	<u>\$0.0</u>	<u>\$115.6</u>
School Infrastructure (Debt Admin)	\$600.0	\$0.0	\$600.0	\$115.6	\$0.0	\$115.6
Driver Education	<u>\$17,500.0</u>	<u>\$17,500.0</u>	<u>\$0.0</u>	<u>\$13,125.0</u>	<u>\$13,125.0</u>	<u>\$0.0</u>
Other Funds	<u>\$140,054.7</u>	<u>\$116,745.8</u>	<u>\$23,308.9</u>	<u>\$21,725.9</u>	<u>\$18,016.8</u>	<u>\$3,709.1</u>
After School Rescue Fund	\$200.0	\$200.0	\$0.0	\$0.0	\$0.0	\$0.0
Capital Development Fund-Sch Const.	\$25,000.0	\$25,000.0	\$0.0	\$0.0	\$0.0	\$0.0
Charter Schools Revolving Loan Fund	\$20.0	\$20.0	\$0.0	\$0.0	\$0.0	\$0.0
Emergency Financial Assistance Fund	\$1,000.0	\$1,000.0	\$0.0	\$42.0	\$42.0	\$0.0
Indirect Costs	\$7,015.2	\$0.0	\$7,015.2	\$2,106.5	\$0.0	\$2,106.5
ISBE - Special Purpose Trust Fund	\$8,484.8	\$0.0	\$8,484.8	\$230.8	\$0.0	\$230.8
ISBE Teacher Certificate Institute Fund	\$2,208.9	\$0.0	\$2,208.9	\$0.0	\$0.0	\$0.0
School Construction Maintenance Fund	\$83,716.2	\$83,716.2	\$0.0	\$16,431.1	\$16,431.1	\$0.0
School Technology Revolving Loan	\$5,000.0	\$5,000.0	\$0.0	\$1,181.6	\$1,181.6	\$0.0

State Charter School Commission	\$600.0	\$0.0	\$600.0	\$0.0	\$0.0	\$0.0
Teacher Certification Fee Revolving Fund	\$5,000.0	\$0.0	\$5,000.0	\$1,371.7	\$0.0	\$1,371.7
Technology Immersion - Build IL Bond Fund	\$409.6	\$409.6	\$0.0	\$362.1	\$362.1	\$0.0
Temporary Relocation Revolving Fund	\$1,400.0	\$1,400.0	\$0.0	\$0.0	\$0.0	\$0.0

FEDERAL

Federal Funds	<u>\$3,002,670.2</u>	<u>\$2,830,302.4</u>	<u>\$172,367.8</u>	<u>\$1,631,774.6</u>	<u>\$1,585,361.3</u>	<u>\$46,413.8</u>
Advanced Placement Fee Payment	\$3,099.1	\$3,000.0	\$99.1	\$1,731.7	\$1,731.7	\$0.0
ARRA - Education Jobs Fund	\$26,000.0	\$26,000.0	\$0.0	\$6,331.0	\$6,331.0	\$0.0
ARRA - Longitudinal Data Systems	\$10,000.0	\$0.0	\$10,000.0	\$2,466.5	\$0.0	\$2,466.5
ARRA - Race to the Top	\$42,800.0	\$11,197.8	\$31,602.2	\$9,106.4	\$4,835.9	\$4,270.6
ARRA - Title I	\$79,405.8	\$79,405.8	\$0.0	\$1,550.6	\$1,550.6	\$0.0
ARRA - Titel I School Improvement (1003G)	\$70,594.2	\$64,394.2	\$6,200.0	\$34,346.5	\$30,346.6	\$3,999.9
ARRA - Title II Technology	\$100.0	\$100.0	\$0.0	\$0.0	\$0.0	\$0.0
Career & Technical Education	\$56,603.1	\$55,000.0	\$1,603.1	\$34,237.8	\$33,518.6	\$719.3
Career & Technical Education - Technical Prep	\$121.0	\$100.0	\$21.0	\$0.0	\$0.0	\$0.0
Charter Schools	\$9,000.0	\$9,000.0	\$0.0	\$0.0	\$0.0	\$0.0
Child Nutrition	\$736,725.2	\$725,000.0	\$11,725.2	\$582,752.0	\$577,076.0	\$5,676.5
Early Learning Challenge	\$34,230.2	\$0.0	\$34,230.2	\$0.0	\$0.0	\$0.0
Early Learning Challenge - DHS	\$769.8	\$0.0	\$769.8	\$0.0	\$0.0	\$0.0
IDEA - Deaf Blind, Part C	\$500.0	\$500.0	\$0.0	\$239.5	\$239.5	\$0.0
IDEA - Improvement Plan	\$4,393.2	\$4,000.0	\$393.2	\$1,241.9	\$1,024.8	\$217.2
IDEA - Pre-School	\$25,933.9	\$25,000.0	\$933.9	\$12,138.0	\$11,847.0	\$290.9
Illinois Purchase Care Review Board	\$404.7	\$0.0	\$404.7	\$278.3	\$0.0	\$278.3
Individuals with Disabilities Educ. Act, Pt. B	\$716,637.6	\$700,000.0	\$16,637.6	\$374,233.6	\$365,543.7	\$8,689.9
IDEA - Bellefaire JCB	\$500.0	\$500.0	\$0.0	\$452.7	\$452.7	\$0.0
Integration of Schools & Mental Health Systems	\$0.0	\$0.0	\$0.0	\$0.0	\$0.0	\$0.0
Learn and Serve America	\$550.0	\$500.0	\$50.0	\$175.2	\$175.2	\$0.0
Longitudinal Data System	\$5,200.0	\$685.0	\$4,515.0	\$976.6	\$0.0	\$976.6
Math & Science Partnerships	\$14,658.5	\$14,000.0	\$658.5	\$3,390.6	\$3,240.0	\$150.6
National Center for Education Statistics	\$297.2	\$0.0	\$297.2	\$178.3	\$0.0	\$178.3
ONPAR	\$2,000.0	\$2,000.0	\$0.0	\$0.0	\$0.0	\$0.0
Spanish Language Assesment-SALSA	\$1,341.7	\$0.0	\$1,341.7	\$424.5	\$0.0	\$424.5
School Health Programs	\$1,152.6	\$0.0	\$1,152.6	\$130.1	\$0.0	\$130.1
Special Congressional Initiatives	\$5,000.0	\$4,920.5	\$79.5	\$0.0	\$0.0	\$0.0
Striving Readers	\$500.0	\$499.1	\$0.9	\$0.9	\$0.0	\$0.9
Title I - Basic Programs	\$761,075.0	\$748,305.1	\$12,769.9	\$422,432.2	\$418,631.6	\$3,800.6
Title I - Comprehensive School Reform	\$35.5	\$0.0	\$35.5	\$0.0	\$0.0	\$0.0
Title I - Education of Migratory Children	\$4,186.0	\$4,127.0	\$59.0	\$1,600.1	\$1,578.1	\$21.9
Title I - Even Start Family Literacy Programs	\$2,982.2	\$2,933.2	\$49.0	\$0.0	\$0.0	\$0.0
Title I - Neglected and Delinquent	\$1,223.1	\$1,172.1	\$51.0	\$1,167.3	\$1,154.3	\$13.0
Title I - School Improvement	\$72,055.6	\$68,462.6	\$3,592.9	\$17,127.0	\$16,200.0	\$927.0
Title II - Enhance Ed through Technology	\$5,105.0	\$5,000.0	\$105.0	\$1,313.6	\$1,313.6	\$0.0
Title II - Quality Teachers	\$162,526.4	\$157,000.0	\$5,526.4	\$61,220.9	\$60,362.2	\$858.8
Title III - English Language Acquisition	\$47,433.4	\$45,000.0	\$2,433.4	\$14,543.8	\$13,847.9	\$696.0
Title IV - 21st Century Schools	\$66,978.1	\$65,000.0	\$1,978.1	\$32,747.6	\$31,606.5	\$1,141.1

Title IV - Safe & Drug Free Schools	\$547.0	\$500.0	\$47.0	\$24.1	\$18.7	\$5.4
Title VI - Rural & Low Income Programs	\$2,056.0	\$2,000.0	\$56.0	\$675.5	\$648.4	\$27.2
Title VI - State Assessment	\$22,438.6	\$0.0	\$22,438.6	\$10,310.0	\$0.0	\$10,310.0
Title X - McKinney Homeless Assistance	\$5,495.0	\$5,000.0	\$495.0	\$2,229.7	\$2,086.9	\$142.8
Transition to Teaching	\$15.6	\$0.0	\$15.6	\$0.0	\$0.0	\$0.0
TOTAL - ALL FUNDS:	\$9,722,649.0	\$9,466,053.5	\$256,595.4	\$7,366,725.0	\$7,265,454.9	\$101,270.5

ILLINOIS STATE BOARD OF EDUCATION
Financial Status Report
July 1, 2012 through May 31, 2013
(Fiscal Year 2013)

	Appropriation Amount	Expenditures to Date	Unexpended Appropriation	Percentage spent YTD	Percentage Unexpended
<u>General Revenue Fund</u>					
Personal Services and Related Expenditures	\$ 16,745,700	\$ 15,057,118	\$ 1,688,582	89.92%	10.08%
Contractual Services	6,000,000	4,172,959	1,827,041	69.55%	30.45%
Travel	166,250	174,809	(8,559)	105.15%	-5.15%
Commodities	71,300	31,096	40,204	43.61%	56.39%
Printing	64,700	11,465	53,235	17.72%	82.28%
Equipment	132,200	48,661	83,539	36.81%	63.19%
Telecommunications	450,000	251,836	198,164	55.96%	44.04%
Operation of Automotive Equipment	23,800	18,015	5,785	75.69%	24.31%
Lump Sums	30,246,302	25,862,035	4,384,267	85.50%	14.50%
<i>Sub-total</i>	53,900,252	45,627,992	8,272,260	84.65%	15.35%
Awards and Grants	2,209,146,283	1,740,399,715	468,746,568	78.78%	21.22%
Total General Revenue Fund	\$ 2,263,046,535	\$ 1,786,027,707	\$ 477,018,828	78.92%	21.08%
<u>Education Assistance Fund</u>					
Awards and Grants	\$ 390,661,700	\$ 386,537,631	\$ 4,124,069	98.94%	1.06%
<u>Common School Fund</u>					
General State Aid	\$ 3,896,090,800	\$ 3,517,310,630	\$ 378,780,170	90.28%	9.72%
<u>Teacher Certification Fee Revolving Fund</u>					
Lump Sums	\$ 5,000,000	\$ 1,371,719	\$ 3,628,281	27.43%	72.57%
<u>Drivers Education Fund</u>					
Awards and Grants	17,500,000	13,124,978	4,375,022	75.00%	25.00%
<u>School Dist. Emergency Financial Asst. Fund</u>					
Awards and Grants	\$ 1,000,000	\$ 42,021	\$ 957,979	4.20%	95.80%

ILLINOIS STATE BOARD OF EDUCATION
Financial Status Report
July 1, 2012 through May 31, 2013
(Fiscal Year 2013)

	Appropriation Amount	Expenditures to Date	Unexpended Appropriation	Percentage spent YTD	Percentage Unexpended
<u>SBE Special Purpose Trust Fund</u>					
Lump Sums	\$ 15,500,000	\$ 2,337,348	\$ 13,162,652	15.08%	84.92%
<u>SBE Teacher Certification Institution Fund</u>					
Lump Sums	\$ 2,208,900	\$ -	\$ 2,208,900	0.00%	100.00%
<u>SBE Federal Department of Agriculture Fund</u>					
Personal Services and Related Expenditures	\$ 6,513,400	\$ 4,414,404	\$ 2,098,996	67.77%	32.23%
Contractual Services	4,210,500	897,778	3,312,722	21.32%	78.68%
Travel	400,000	217,441	182,559	54.36%	45.64%
Commodities	85,000	34,762	50,238	40.90%	59.10%
Printing	156,300	11,876	144,424	7.60%	92.40%
Equipment	310,000	99,803	210,197	32.19%	67.81%
Telecommunications	50,000	-	50,000	0.00%	100.00%
Sub-total	11,725,200	5,676,064	6,049,136	48.41%	51.59%
Awards and Grants	725,000,000	577,075,983	147,924,017	79.60%	20.40%
Total SBE Federal Department of Agriculture Fund	\$ 736,725,200	\$ 582,752,047	\$ 153,973,153	79.10%	20.90%
<u>SBE Federal Agency Services Fund</u>					
Personal Services and Related Expenditures	\$ 186,900	\$ 34,212	\$ 152,688	18.30%	81.70%
Contractual Services	945,000	93,037	851,963	9.85%	90.15%
Travel	30,000	2,149	27,851	7.16%	92.84%
Commodities	20,000	653	19,347	3.27%	96.73%
Printing	700	-	700	0.00%	100.00%
Equipment	11,000	-	11,000	0.00%	100.00%
Telecommunications	9,000	-	9,000	0.00%	100.00%
Sub-total	1,202,600	130,051	1,072,549	10.81%	89.19%
Awards and Grants	500,000	175,220	324,780	35.04%	64.96%
Total SBE Federal Agency Services Fund	\$ 1,702,600	\$ 305,271	\$ 1,397,329	17.93%	82.07%

ILLINOIS STATE BOARD OF EDUCATION
Financial Status Report
July 1, 2012 through May 31, 2013
(Fiscal Year 2013)

	Appropriation Amount	Expenditures to Date	Unexpended Appropriation	Percentage spent YTD	Percentage Unexpended
<u>SBE Federal Department of Education Fund</u>					
Personal Services and Related Expenditures	\$ 24,567,100	\$ 12,498,139	\$ 12,068,961	50.87%	49.13%
Contractual Services	20,370,000	5,075,828	15,294,172	24.92%	75.08%
Travel	1,600,000	468,043	1,131,957	29.25%	70.75%
Commodities	305,000	49,648	255,352	16.28%	83.72%
Printing	341,000	21,904	319,096	6.42%	93.58%
Equipment	679,000	44,804	634,196	6.60%	93.40%
Telecommunications	400,000	-	400,000	0.00%	100.00%
Lump Sums	23,780,300	10,734,494	13,045,806	45.14%	54.86%
<i>Sub-total</i>	<u>72,042,400</u>	<u>28,892,861</u>	<u>43,149,539</u>	<u>40.11%</u>	<u>59.89%</u>
Awards and Grants	<u>2,166,200,000</u>	<u>1,013,493,520</u>	<u>1,152,706,480</u>	<u>46.79%</u>	<u>53.21%</u>
Total SBE Federal Department of Education Fund	\$ 2,238,242,400	\$ 1,042,386,380	\$ 1,195,856,020	46.57%	53.43%
<u>Charter Schools Revolving Loan Program Fund</u>					
Awards and Grants	\$ 20,000	\$ -	\$ 20,000	0.00%	100.00%
<u>School Infrastructure Fund</u>					
Lump Sums	\$ 600,000	\$ 115,577	\$ 484,423	19.26%	80.74%
<u>School Technology Revolving Loan Program Fund</u>					
Awards and Grants	\$ 5,000,000	\$ 1,181,600	\$ 3,818,400	23.63%	76.37%
<u>Temporary Relocation Expenses Revolving Grant Fund</u>					
Awards and Grants	\$ 1,400,000	\$ -	\$ 1,400,000	0.00%	100.00%
<u>Capital Development Fund</u>					
Grants for Educational Purposes	\$ 25,000,000	\$ -	\$ 25,000,000	0.00%	100.00%

ILLINOIS STATE BOARD OF EDUCATION
Financial Status Report
July 1, 2012 through May 31, 2013
(Fiscal Year 2013)

	Appropriation Amount	Expenditures to Date	Unexpended Appropriation	Percentage spent YTD	Percentage Unexpended
<u>School Construction Fund</u>					
Construction Grants	\$ 83,716,205	\$ 16,431,059	\$ 67,285,146	19.63%	80.37%
<u>Build Illinois Bond Fund</u>					
Construction Grants	\$ 409,619	\$ 362,119	\$ 47,500	88.40%	11.60%
<u>U.S. Dept. of Education Jobs Program Federal Trust Fund</u>					
Awards and Grants	\$ 26,000,000	\$ 6,330,976	\$ 19,669,024	24.35%	75.65%
<u>Personal Property Tax Replacement Fund</u>					
Grants for Educational Purposes	12,025,000	10,107,939	1,917,061	84.06%	15.94%
<u>After School Rescue Fund</u>					
Lump Sums	\$ 200,000	\$ -	\$ 200,000	0.00%	100.00%
<u>State Charter School Commission Fund</u>					
Lump Sums	\$ 600,000	\$ -	\$ 600,000	0.00%	100.00%
ISBE TOTALS	\$ 9,722,648,959	\$ 7,366,725,003	\$ 2,355,923,956	75.77%	24.23%

ILLINOIS STATE BOARD OF EDUCATION
Combined Financial Status Report
July 1, 2012 through May 31, 2013
(Fiscal Year 2013)

	Appropriation Amount	Expenditures to Date (Direct)	Federal Indirect Cost Recovery Expenditures	Unexpended Appropriation	Percentage spent YTD	Percentage Unexpended
<u>All Funds</u>						
Personal Services and Related Expenditures	\$ 48,013,100	\$ 30,698,834	\$ 1,305,040	\$ 16,009,227	63.94%	33.34%
Contractual Services	31,525,500	9,763,178	476,424	21,285,898	30.97%	67.52%
Travel	2,196,250	820,972	41,469	1,333,809	37.38%	60.73%
Commodities	481,300	59,948	56,211	365,140	12.46%	75.87%
Printing	562,700	15,381	29,864	517,455	2.73%	91.96%
Equipment	1,132,200	110,212	83,056	938,932	9.73%	82.93%
Telecommunications	909,000	137,367	114,469	657,164	15.11%	72.30%
Operation of Automotive Equipment	23,800	18,015	-	5,785	75.69%	24.31%
Lump Sums	78,135,502	40,421,173	-	36,429,906	51.73%	46.62%
<i>Sub-total</i>	162,979,352	84,151,612	2,106,533	78,827,740	51.63%	48.37%
Awards and Grants	9,450,543,783	7,265,780,213	-	2,184,763,570	76.88%	23.12%
Construction Grants	109,125,824	16,793,178	-	92,332,646	15.39%	84.61%
Total All Funds	\$ 9,722,648,959	\$ 7,364,618,470	\$ 2,106,533	\$ 2,355,923,956	75.75%	24.23%

General Revenue Fund

Personal Services and Related Expenditures	\$ 16,745,700	\$ 15,057,118	\$ -	\$ 1,688,582	89.92%	10.08%
Contractual Services	6,000,000	4,172,959	-	1,827,041	69.55%	30.45%
Travel	166,250	174,809	-	(8,559)	105.15%	-5.15%
Commodities	71,300	31,096	-	40,204	43.61%	56.39%
Printing	64,700	11,465	-	53,235	17.72%	82.28%
Equipment	132,200	48,661	-	83,539	36.81%	63.19%
Telecommunications	450,000	251,836	-	198,164	55.96%	44.04%
Operation of Automotive Equipment	23,800	18,015	-	5,785	75.69%	24.31%
Lump Sums	30,246,302	25,862,035	-	4,384,267	85.50%	14.50%
<i>Sub-total</i>	53,900,252	45,627,992	-	8,272,260	84.65%	15.35%
Awards and Grants	2,209,146,283	1,740,399,715	-	468,746,568	78.78%	21.22%
Total General Revenue Fund	\$ 2,263,046,535	\$ 1,786,027,707	\$ -	\$ 477,018,828	78.92%	21.08%

Other State Funds

Lump Sums	24,108,900	3,824,644	-	20,284,256	15.86%	84.14%
<i>Sub-total</i>	24,108,900	3,824,644	-	20,284,256	15.86%	84.14%
Awards and Grants	4,323,697,500	3,928,304,799	-	395,392,701	90.86%	9.14%
Construction Grants	109,125,824	16,793,178	-	92,332,646	15.39%	84.61%
Total Other State Funds	\$ 4,456,932,224	\$ 3,948,922,621	\$ -	\$ 508,009,603	88.60%	11.40%

Federal Funds

Personal Services and Related Expenditures	\$ 31,267,400	\$ 16,946,755	\$ -	\$ 14,320,645	54.20%	45.80%
Contractual Services	25,525,500	6,066,643	-	19,458,857	23.77%	76.23%
Travel	2,030,000	687,633	-	1,342,367	33.87%	66.13%
Commodities	410,000	85,064	-	324,936	20.75%	79.25%
Printing	498,000	33,780	-	464,220	6.78%	93.22%
Equipment	1,000,000	144,607	-	855,393	14.46%	85.54%
Telecommunications	459,000	-	-	459,000	0.00%	100.00%
Lump Sums	23,780,300	10,734,494	-	13,045,806	45.14%	54.86%
<i>Sub-total</i>	84,970,200	34,698,976	-	50,271,224	40.84%	59.16%
Awards and Grants	2,917,700,000	1,597,075,699	-	1,320,624,301	54.74%	45.26%
Total Federal Funds	\$ 3,002,670,200	\$ 1,631,774,675	\$ -	\$ 1,370,895,525	54.34%	45.66%

ILLINOIS STATE BOARD OF EDUCATION
Awards and Grants Expenditures
July 1, 2012 through May 31, 2013
(Fiscal Year 2013)

<u>General Revenue Fund</u>	Appropriation Amount	Expenditures to Date	Unexpended Appropriation	Percentage spent YTD	Percentage Unexpended
Advanced Placement Classes	527,000	351,744	175,256	66.74%	33.26%
Agriculture Education	1,800,000	1,659,830	140,170	92.21%	7.79%
Arts and Foreign Language	500,000	475,580	24,420	95.12%	4.88%
Bilingual Education	61,381,200	24,293,769	37,087,431	39.58%	60.42%
Vocational Education Career and Technical Education	38,062,100	36,048,865	2,013,235	94.71%	5.29%
Early Childhood Education	296,465,701	265,838,786	30,626,915	89.67%	10.33%
Technology for Success	1,778,000	1,589,426	188,574	89.39%	10.61%
ROE School Bus Driver Training	70,000	70,000	-	100.00%	0.00%
ROE School Services	2,225,050	2,083,704	141,346	93.65%	6.35%
Autism Training & Technical Assistance	100,000	100,000	-	100.00%	0.00%
Recording for Blind and Dyslexic	816,600	816,600	-	100.00%	0.00%
Children's Mental Health Partnership	250,000	-	250,000	0.00%	100.00%
Educational Materials Unit	1,421,100	1,250,000	171,100	87.96%	12.04%
Philip Rock Center Reimbursement	3,577,800	3,577,800	-	100.00%	0.00%
Alternative Education	6,539,330	5,862,437	676,893	89.65%	10.35%
Truant Alternative/Optional Education	12,000,000	11,380,151	619,849	94.83%	5.17%
National Board Certification Reimbursement	1,000,000	-	1,000,000	0.00%	100.00%
Teach America	1,225,000	1,225,000	-	100.00%	0.00%
Reorganization Incentive	2,805,000	2,686,183	118,817	95.76%	4.24%
Special Education-Private Tuition	206,843,300	180,160,523	26,682,777	87.10%	12.90%
Special Education-Extraordinary	314,196,100	258,583,387	55,612,713	82.30%	17.70%
Special Education-Personnel	440,200,000	351,105,584	89,094,416	79.76%	20.24%
Special Education-Orphanage Tuition	111,000,000	69,018,059	41,981,941	62.18%	37.82%
Transportation-Regular/Vocational	205,808,900	156,293,347	49,515,553	75.94%	24.06%
Transportation-Special Education	440,500,000	324,844,906	115,655,094	73.74%	26.26%
Free Lunch/Breakfast	14,300,000	12,891,039	1,408,961	90.15%	9.85%
Orphanage Tuition	13,000,000	6,966,237	6,033,763	53.59%	46.41%
Special Education-Summer School	10,100,000	10,100,000	-	100.00%	0.00%
Lowest Performing Schools	1,002,300	-	1,002,300	0.00%	100.00%
IL Coalition Immigrant/Refugee Parent Mentor	1,000,000	1,000,000	-	100.00%	0.00%
Tax Equivalent Grants	222,600	222,600	-	100.00%	0.00%
East St. Louis District 189	9,000,000	2,000,000	7,000,000	22.22%	77.78%
After School Matters	2,500,000	2,500,000	-	100.00%	0.00%
Total General Revenue Fund	\$ 2,201,690,081	\$ 1,734,643,813	\$ 467,046,268	78.79%	21.21%

ILLINOIS STATE BOARD OF EDUCATION
Awards and Grants Expenditures
July 1, 2012 through May 31, 2013
(Fiscal Year 2013)

	Appropriation Amount	Expenditures to Date	Unexpended Appropriation	Percentage spent YTD	Percentage Unexpended
<u>Education Assistance Fund</u>					
General State Aid	\$ 390,661,700	\$ 386,537,631	\$ 4,124,069	98.94%	1.06%
Total Education Assistance Fund	\$ 390,661,700	\$ 386,537,631	\$ 4,124,069	98.94%	1.06%
<u>Common School Fund</u>					
General State Aid	3,896,090,800	3,517,310,630	378,780,170	90.28%	9.72%
Total Common School Fund	\$ 3,896,090,800	\$ 3,517,310,630	\$ 378,780,170	90.28%	9.72%
<u>Drivers Education Fund</u>					
Driver Education Grants	\$ 17,500,000	\$ 13,124,978	\$ 4,375,022	75.00%	25.00%
Total Drivers Education Fund	\$ 17,500,000	\$ 13,124,978	\$ 4,375,022	75.00%	25.00%
<u>School Dist. Emergency Financial Asst. Fund</u>					
School District Emergency Financial Assistance	\$ 1,000,000	\$ 42,021	\$ 957,979	4.20%	95.80%
Total School Dist. Emergency Fin. Asst. Fund	\$ 1,000,000	\$ 42,021	\$ 957,979	4.20%	95.80%
<u>SBE Federal Department of Agriculture Fund</u>					
Federal Nutrition Programs	\$ 725,000,000	\$ 577,075,983	\$ 147,924,017	79.60%	20.40%
Total SBE Federal Department of Agriculture Fund	\$ 725,000,000	\$ 577,075,983	\$ 147,924,017	79.60%	20.40%
<u>SBE Federal Agency Services Fund</u>					
Learn and Serve America	\$ 500,000	\$ 175,220	\$ 324,780	35.04%	64.96%
Total SBE Federal Agency Services Fund	\$ 500,000	\$ 175,220	\$ 324,780	35.04%	64.96%

ILLINOIS STATE BOARD OF EDUCATION
Awards and Grants Expenditures
July 1, 2012 through May 31, 2013
(Fiscal Year 2013)

	Appropriation Amount	Expenditures to Date	Unexpended Appropriation	Percentage spent YTD	Percentage Unexpended
<u>SBE Federal Department of Education Fund</u>					
Title VI Rural and Low Income Students	\$ 2,000,000	\$ 648,358	\$ 1,351,642	32.42%	67.58%
Race to the Top	11,197,837	4,835,861	6,361,976	43.19%	56.81%
Title III - English Language Acquisition	45,000,000	13,847,862	31,152,138	30.77%	69.23%
ONPAR	2,000,000	-	2,000,000	0.00%	100.00%
Enhancing Education Through Technology	5,000,000	1,313,592	3,686,408	26.27%	73.73%
Charter Schools	9,000,000	-	9,000,000	0.00%	100.00%
Advanced Placement Fee	3,000,000	1,731,701	1,268,299	57.72%	42.28%
Title I - Basic	825,000,000	437,564,044	387,435,956	53.04%	46.96%
Title IV - Safe & Drug Free Schools	500,000	18,696	481,304	3.74%	96.26%
Title IV - 21st Century/Community Service	65,000,000	31,606,515	33,393,485	48.63%	51.37%
Title II - Teacher Quality	157,000,000	60,362,152	96,637,848	38.45%	61.55%
Title II - Math/Science Partnerships	14,000,000	3,239,982	10,760,018	23.14%	76.86%
Title X - McKinney Homeless	5,000,000	2,086,881	2,913,119	41.74%	58.26%
Longitudinal Data Systems	685,000	-	685,000	0.00%	100.00%
IDEA - Preschool	25,000,000	11,847,036	13,152,964	47.39%	52.61%
IDEA - Improvement	4,000,000	1,024,774	2,975,226	25.62%	74.38%
IDEA	700,000,000	365,543,701	334,456,299	52.22%	47.78%
IDEA - Deaf/Blind	500,000	239,518	260,482	47.90%	52.10%
IDEA-Bellefaire JCB	500,000	452,681	47,319	90.54%	9.46%
Career and Technical Education - Basic Perkins	55,000,000	33,518,562	21,481,438	60.94%	39.06%
Career and Technical Education - Tech Prep	100,000	-	100,000	0.00%	100.00%
Special Federal Congressional Initiatives	4,920,463	-	4,920,463	0.00%	100.00%
Striving Readers	499,100	-	499,100	0.00%	100.00%
Title I ARRA	143,800,000	31,897,175	111,902,825	22.18%	77.82%
Enhancing Education Through Technology-ARRA	100,000	-	100,000	0.00%	100.00%
Total SBE Federal Department of Education Fund	\$ 2,078,802,400	\$ 1,001,779,091	\$ 1,077,023,309	48.19%	51.81%
<u>Charter Schools Revolving Loan Program Fund</u>					
Charter Schools Revolving Loans	\$ 20,000	\$ -	\$ 20,000	0.00%	100.00%
Total Charter Schools Rev. Loan Program Fund	\$ 20,000	\$ -	\$ 20,000	0.00%	100.00%

ILLINOIS STATE BOARD OF EDUCATION
Awards and Grants Expenditures
July 1, 2012 through May 31, 2013
(Fiscal Year 2013)

	Appropriation Amount	Expenditures to Date	Unexpended Appropriation	Percentage spent YTD	Percentage Unexpended
<u>School Technology Revolving Loan Program Fund</u>					
School Technology Revolving Loans	\$ 5,000,000	\$ 1,181,600	\$ 3,818,400	23.63%	76.37%
Total School Technology Rev. Loan Program Fund	\$ 5,000,000	\$ 1,181,600	\$ 3,818,400	23.63%	76.37%
<u>Temporary Relocation Expenses Revolving Grant Fund</u>					
Temporary Relocation Revolving Loans/Grants	\$ 1,400,000	\$ -	\$ 1,400,000	0.00%	100.00%
Total Temporary Relocation Exp. Rev. Grant Fund	\$ 1,400,000	\$ -	\$ 1,400,000	0.00%	100.00%
<u>Capital Development Fund</u>					
Grants for Educational Purposes	\$ 25,000,000	\$ -	\$ 25,000,000	0.00%	100.00%
Total Capital Development Fund	\$ 25,000,000	\$ -	\$ 25,000,000	0.00%	100.00%
<u>School Construction Fund</u>					
Construction Grants	\$ 83,716,205	\$ 16,431,059	\$ 67,285,146	19.63%	80.37%
Total School Construction Fund	\$ 83,716,205	\$ 16,431,059	\$ 67,285,146	19.63%	80.37%
<u>Build Illinois Bond Fund</u>					
Construction Grants	\$ 409,619	\$ 362,119	\$ 47,500	88.40%	11.60%
Total Build Illinois Bond Fund	\$ 409,619	\$ 362,119	\$ 47,500	88.40%	11.60%
<u>U.S. Dept. of Education Jobs Program Federal Trust Fund</u>					
Awards and Grants	\$ 26,000,000	\$ 6,330,976	\$ 19,669,024	24.35%	75.65%
Total U.S. Dept. of Education Jobs Program Fed. Trust Fund	\$ 26,000,000	\$ 6,330,976	\$ 19,669,024	24.35%	75.65%

ILLINOIS STATE BOARD OF EDUCATION
Awards and Grants Expenditures
July 1, 2012 through May 31, 2013
(Fiscal Year 2013)

	Appropriation Amount	Expenditures to Date	Unexpended Appropriation	Percentage spent YTD	Percentage Unexpended
<u>Personal Property Tax Replacement Fund</u>					
Grants for Educational Purposes	\$ 12,025,000	\$ 10,107,939	\$ 1,917,061	84.06%	15.94%
Total Personal Property Tax Replacement Fund	\$ 12,025,000	\$ 10,107,939	\$ 1,917,061	84.06%	15.94%
<u>After School Rescue Fund</u>					
Lump Sums	\$ 200,000	\$ -	\$ -	0.00%	0.00%
Total After School Rescue Fund	\$ 200,000	\$ -	\$ -		
TOTAL AWARDS AND GRANTS - ALL FUNDS	\$ 9,465,015,805	\$ 7,265,103,061	\$ 2,199,712,744		23.24%

**ILLINOIS STATE BOARD OF EDUCATION
FINANCIAL STATUS REPORT - 07/01/2012 THROUGH 5/31/2013
FY2013**

	<u>Funded Amount</u>	<u>Expended Year to Date</u>	<u>% Spent Year to Date</u>	<u>May Expenditures</u>	<u>Description</u>
Personal Services and Related	55,906.6	35,744.0	63.9%	3,189.6	Salaries & Benefits
Contractual Services	194,197.4	63,149.3	32.5%	6,585.6	Agency Contracts (see below); Non-Employee Travel; Conferences; Registration Fees
Travel	2,634.1	1,025.4	38.9%	117.3	Staff Travel
Commodities	746.8	175.0	23.4%	5.4	Supplies; Books
Printing	770.3	79.7	10.3%	0.9	Agency Printing
Equipment	1,492.8	423.4	28.4%	96.2	Computers; Printers; Furniture
Telecommunications	1,064.7	369.3	34.7%	44.0	Telecommunications Expenses
Auto Operations	23.8	18.0	75.6%	0.1	Operation of Agency Autos
Prompt Payment Act	248.8	271.3	109.0%	26.0	Prompt Payment
Refunds	20.9	15.1	72.2%	0.0	Refunds
Temp. Relocation Revolving Fund	0.0	0.0	0.0%	0.0	Interfund Cash Transfer
Grants	9,356,417.0	7,248,661.3	77.5%	609,273.6	See Detail Below
School Construction Grants	109,125.8	16,793.2	15.4%	266.0	School Construction Funds
TOTAL	9,722,649.0	7,366,725.0		619,604.7	

	<u>Funded Amount</u>	<u>Expended Year to Date</u>	<u>% Spent Year to Date</u>	<u>May Expenditures</u>	<u>Description</u>
Agency Contracts Breakdown:					
<u>Human Resources</u>					
Schuyler Roche & Chrisham					Arbitration matters
GRF	125.0	122.7	98.1%	24.5	
<u>Administrative Services</u>					
Alzina					Building lease in Springfield
GRF	1,333.9	1,120.6	84.0%	0.0	
Other State	254.8	214.0	84.0%	0.0	
Federal	751.4	631.2	84.0%	0.0	
Xerox Corp					Copier Maintenance Repairs
GRF	92.5	80.4	86.9%	7.5	
Other State	92.5	0.0	0.0%	0.0	
Facilities Management					
GRF	110.0	90.6	82.4%	9.0	Rent for Chicago Office, Thompson Center
Other State	4.2	3.8	90.7%	0.3	
Federal	183.9	151.1	82.2%	15.0	
<u>General Counsel/Legal</u>					
21 Impartial Hearing Officers					Teacher Dismissal Hearing Officers
GRF	92.8	38.5	41.5%	6.6	
Franczek, Sullivan PC					Attorney General's Office appointed Res Vazquez to continue as Legal Counsel for the ongoing implementation and monitoring of the Corey H. consent decree
GRF	35.0	30.4	86.8%	0.0	

	<u>Funded Amount</u>	<u>Expended Year to Date</u>	<u>% Spent Year to Date</u>	<u>May Expenditures</u>	<u>Description</u>
Shefsky & Froelich LTD GRF	184.0	45.0	24.5%	0.0	Prosecution of Educator misconduct cases and any other cases ISBE may request
ADR International, LLC GRF	125.0	83.3	66.7%	41.7	Pursuant to PA97-8 will provide training to hearing officers to enable them to preside over tenured teacher dismissal hearings across the State of Illinois.
<u>Information Technology</u>					
Dell Marketing LP GRF	131.4	131.4	100.0%	0.0	CMS master lease agreement - Third year of a five-year installment purchase agreement for a Storage Area Network, server products and components
Other State	114.0	114.0	100.0%	0.0	
Federal	77.8	77.8	100.0%	0.0	
Utilistar Federal	60.0	24.7	41.2%	0.0	Data analysis and reporting for Supplemental Education Services
Capitol Strategies Inc Federal	89.3	88.8	99.4%	0.0	Programmer for Child Nutrition/ ACES - MY07211
Capitol Strategies Inc GRF	156.7	125.8	80.3%	0.0	Programmer for Entity System - MY07212
Ashbaugh & Associates Other State	159.7	125.1	78.3%	15.1	Programmer for Teacher Certification Information System and Educator Certification System MY09212
Ashbaugh & Associates Federal	303.6	232.9	76.7%	25.7	Two programmers for the Special Education Data System - MY11214
Capitol Strategies Inc Federal	323.4	169.5	52.4%	26.5	Two Programmers for Child Nutrition System - MY08212
Ashbaugh & Associates Federal	321.4	247.2	76.9%	33.9	Two programmers for Child Nutrition (CNS), Claim Entry System (ACES) and LAN based Child Nutrition System - MY11211
Lead IT Federal	126.0	80.7	64.1%	10.7	One programmer for Child Nutrition (CNS), Claim Entry System (ACES) and LAN based Child Nutrition System - MY11212
Marucco Stoddard, Ferenbach & Walsh (MSF&W) Federal	161.7	113.8	70.4%	12.3	One lead programmer for Child Nutrition (CNS), Claim Entry System (ACES) and LAN based Child Nutrition System - MY11213
Hupp Information Technologies Federal	78.9	20.5	25.9%	2.0	Programmer for support of EDFacts/EDEN
IBM GRF	702.5	667.5	95.0%	0.0	Development of Statewide Student Information System
Federal	1,252.5	961.5	76.8%	162.9	
IBM Federal	66.0	62.2	94.1%	0.0	Will provide one Skill Level 3 Programmer Analyst for the ILDS application project
IBM Federal	68.1	68.1	100.0%	0.0	Will provide one Skill Level 3 Programmer Analyst for the ILDS application project
IBM Federal	66.0	60.0	90.9%	0.0	Will provide one Skill Level 3 Programmer Analyst for the ILDS application project
IBM Federal	66.0	65.6	99.4%	0.0	Will provide one Skill Level 3 Programmer Analyst for the ILDS application project
IBM					Will provide one Skill Level 3 Programmer Analyst for the ILDS application project

		<u>Funded Amount</u>	<u>Expended Year to Date</u>	<u>% Spent Year to Date</u>	<u>May Expenditures</u>	<u>Description</u>
IBM	Federal	68.1	68.1	100.0%	0.0	Will provide one Skill Level 3 Programmer Analyst for the ILDS application project
IBM	Federal	68.1	59.5	87.3%	0.0	Will provide one Skill Level 3 Programmer Analyst for the ILDS application project
IBM	Federal	68.1	60.5	88.7%	0.0	Will provide one Skill Level 3 Programmer Analyst for the ILDS application project
IBM	Federal	68.1	68.1	100.0%	0.0	Will provide one Skill Level 3 Programmer Analyst for the ILDS application project
<u>College and Career Readiness</u>						
Sangamon County ROE						Staff support for Illinois Mathematics and Science Partnership Program and Enhancing Education Through Technology as well as other statewide initiatives
	Federal	70.0	45.0	64.3%	0.0	
EvalSolutions						Will provide external evaluation for Illinois Mathematics and Science Partnerships Program
	Federal	112.9	101.6	90.0%	22.6	
Illinois Chamber of Commerce						Will establish a governance structure in which the Lead Entity will serve as administrative and fiscal agent of the Transportation, Distribution and Logistics Learning Exchange.
	Federal	50.0	12.5	25.0%	0.0	
University of Illinois						Will support the implementation and continuous improvement of the pathways initiative, including the STEM POS and Learning Exchanges.
	Federal	291.8	218.9	75.0%	0.0	
Illinois Foundation FFA						Will establish a governance structure in which the Lead Entity will serve as administrative and fiscal agent of the Agriculture Learning Exchange.
	Federal	150.0	112.5	75.0%	0.0	
Illinois Science and Technology Inst.						Will establish a governance structure in which the Lead Entity will serve as administrative and fiscal agent of the Research and Development Learning Exchange.
	Federal	149.5	76.1	50.9%	0.0	
Illinois Manufacturers' Association						Will establish a governance structure in which the Lead Entity will serve as administrative and fiscal agent of the Manufacturing Learning Exchange.
	Federal	150.0	37.5	25.0%	0.0	
Illinois Community College Board						Will perform services related to the STEM College and Career Readiness project (CCR), which will support the implementation of programs of study by connecting remedial education to programs of study efforts
	Federal	123.0	0.0	0.0%	0.0	
Illinois State University						Will establish a governance structure in which the Lead Entity will serve as administrative and fiscal agent of the Energy Learning Exchange.
	Federal	50.0	12.5	25.0%	0.0	
University of Illinois						Will establish a governance structure in which the Lead Entity will serve as administrative and fiscal agent of the Health Science Learning Exchange.
	Federal	150.0	112.5	75.0%	37.5	
Southwestern Ed. Dev. Corp						Will assist ISBE with state sponsored technical assistance workshops and professional development for 21st CCLC grantees.
	Federal	598.0	425.0	71.1%	0.0	

	<u>Funded Amount</u>	<u>Expended Year to Date</u>	<u>% Spent Year to Date</u>	<u>May Expenditures</u>	<u>Description</u>
Illinois Board of Higher Education					Will focus on advancement of the implementation and alignment of Common Core State Standards across secondary and post secondary curricula through the development of a regional consortia of universities, community colleges and high schools through outreach.
Federal	112.5	2.5	2.2%	2.5	
Illinois Community College Board					Will provide support for Common Core State Standards implementation by supporting local curriculum alignment meetings in English Language Arts and Math at each state Community College.
Federal	187.5	0.0	0.0%	0.0	
<u>Early Childhood</u>					
Hupp Information Technologies					Programmer for Early Childhood Block Grant Program
GRF	86.3	24.3	28.2%	3.2	
National Louis University					Third party monitoring of Early Childhood Block Grant Programs
GRF	831.0	623.3	75.0%	0.0	
IL Department of Human Services					Gateways to Opportunities Scholarship Program for Early Childhood
GRF	500.0	500.0	100.0%	0.0	
WestEd					Contractor will develop the Illinois Kindergarten Individual Development Survey
GRF	1,523.1	1,142.3	75.0%	0.0	
IL Department of Human Services					ISBE is the fiscal agent for RTT-ELC funds. This agreement will give ISBE the authority to transfer funds to the Illinois Department of Human Services to comply with the terms of the state's RTT-ELC application.
Federal	769.8	0.0	0.0%	0.0	
<u>English Language Learning</u>					
Illinois Migrant Council					Support & technical assistance to the Migrant Education Program
Federal	491.0	417.2	85.0%	36.9	
University of Wisconsin					Will create academic Spanish language development standards for grades PreK-12 and develop technology mediated assessments for grades PreK-12
Federal	1,341.7	424.5	31.6%	0.0	
Illinois Resource Center					Statewide professional development
GRF	1,760.9	1,467.4	83.3%	293.5	
Federal	125.0	0.0	0.0%	0.0	
<u>Special Education Services</u>					
7 Hearing Officers					Impartial Hearing Officers in the local-level - Section 14-8.02 of the School Code
Federal	465.0	316.8	68.1%	51.0	
9 Mediation Officers					Special Education mediation services
Federal	104.1	77.7	74.6%	5.6	
ROE # 20					Harrisburg Project - Manage software for special education districts and co-ops
Federal	692.8	577.3	83.3%	57.7	
Gail Imobersteg					Evaluation of Special Education Impartial Hearing Officers
Federal	50.0	41.7	83.3%	4.2	
Measurement Incorporated					Special Education parent survey
Federal	65.0	43.4	66.7%	21.7	
Capitol Strategies Consulting					Maintain Special Education Database System
Federal	153.9	113.7	73.9%	12.2	
Illinois State University					Evaluation services for the 5 year State Personnel Development Grant

	<u>Funded Amount</u>	<u>Expended Year to Date</u>	<u>% Spent Year to Date</u>	<u>May Expenditures</u>	<u>Description</u>
Federal	156.3	131.3	84.0%	25.0	
IL Caucus for Adolescent Health					HIV Prevention Education Training
Federal	50.0	50.0	100.0%	0.0	
Peoria County ROE					Administer, plan and implement the IL Virtual School (IVS) Program
GRF	1,200.0	1,020.0	85.0%	270.0	
Special Education Services					Training and on-going staff development for Due Process Hearing Officers
Federal	134.9	114.1	84.6%	10.4	
Macro International Inc					Will administer the Youth Risk Behavior Survey (YRBS)
Federal	74.9	37.4	50.0%	0.0	
Fieldcrest CUSD 6					School Technology Revolving Loan Agreement
Other State	81.9	81.9	100.0%	0.0	
Forrestville Valley School Dist #221					School Technology Revolving Loan Agreement
Other State	64.3	64.3	100.0%	0.0	
Woodstock CUSD #200					School Technology Revolving Loan Agreement
Other State	250.0	250.0	100.0%	0.0	
East Alton/Wood River Dist #14					School Technology Revolving Loan Agreement
Other State	113.8	113.8	100.0%	0.0	
Griggsville-Perry CUSD #4					School Technology Revolving Loan Agreement
Other State	40.3	40.3	100.0%	0.0	
Sycamore CUSD # 427					School Technology Revolving Loan Agreement
Other State	211.2	211.2	100.0%	0.0	
Taylorville CUSD #3					School Technology Revolving Loan Agreement
Other State	152.4	152.4	100.0%	0.0	
Waterloo CUSD #5					School Technology Revolving Loan Agreement
Other State	158.4	158.4	100.0%	0.0	
DuQuoin CUSD #300					School Technology Revolving Loan Agreement
Other State	89.5	89.5	100.0%	0.0	
Chicago School District #299					Low Cost Laptop Program
	136.5	136.5	100.0%	136.5	
<u>Innovation and Improvement</u>					
Northern Illinois University					A "live data" website for an Illinois Interactive Report Card
GRF	810.2	810.2	100.0%	0.0	
Federal	384.8	82.3	21.4%	0.0	
Academic Development, Inc.					Technical assistance to schools/districts in developing evaluations for the content and effectiveness of the parental involvement policy activities and programs for improving the academic quality of schools through the spread of internet technology
Federal	100.7	75.6	75.0%	0.0	
Sangamon County ROE					Provide services in the review, amendment and approval process of NCLB applications and ARRA Title I applications
Federal	150.0	100.0	66.7%	12.5	
University of Memphis					Evaluation of the effectiveness of providers for Supplemental Education Services
Federal	153.8	115.4	75.0%	0.0	
Macon Piatt County ROE					Will support the consistent design and delivery of state professional development modules
GRF	137.6	114.6	83.3%	11.5	
American Institutes for Research					Will conduct monitoring activities and provide statewide technical assistance and professional development to the 21st Century Community Learning Center

	<u>Funded Amount</u>	<u>Expended Year to Date</u>	<u>% Spent Year to Date</u>	<u>May Expenditures</u>	<u>Description</u>
Federal	25.0	25.0	100.0%	0.0	
The Vallas Group					Will assist in the coordination of various aspects of ISBE interventions in low performing school districts
GRF	311.3	40.7	13.1%	0.0	
Illinois State University					Will convene and facilitate the work of multi-state teams to support common core statewide implementation planning. Provide leadership and coordination of the Partnership for the Assessment Readiness for College and Career (PARCC) Educator Leader Core.
Federal	891.0	60.0	6.7%	0.0	
GRF	9.0	0.0	0.0%	0.0	
<u>Assessment</u>					
NCS Pearson (Harcourt)					Implement the Illinois Standards Achievement Test (ISAT) and state assessment and accountability requirements- MY07645
GRF	12,171.5	11,671.5	95.9%	0.0	
Federal	1,772.3	138.1	7.8%	0.0	
NCS Pearson (Harcourt)					Development of the Illinois Standards Achievement Test- MY05647
GRF	3,058.0	3,058.0	100.0%	0.0	
Federal	3,058.0	2,439.2	79.8%	433.9	
NCS Pearson, Inc.					IAA Test Development (MY066410)
Federal	2,713.5	2,487.3	91.7%	452.2	
Wisconsin University - WIDA Consortium					Title III Requirements for the ACCESS test (English Language Learning). Validated through comparative studies
GRF	4,839.8	3,387.9	70.0%	0.0	
American College Testing					Administration of the Prairie State Achievement Exam (PSAE)
GRF	7,435.2	7,285.5	98.0%	0.0	
Federal	7,521.6	4,983.4	66.3%	3,769.2	
Harte-Hanks					Will provide evaluation and review of vendor services to ensure the quality and accuracy of all Illinois' assessments
Federal	306.3	198.3	64.7%	31.8	
Other State	39.8	24.0	60.3%	0.0	
Danny Long					Will serve as the Partnership for Assessment of Readiness for College and Careers (PARCC) Coordinator.
Federal	107.3	78.0	72.7%	0.0	
GRF	9.2	7.0	76.2%	0.6	
University of Illinois					Evaluation of the large scale assessment and accountability system
GRF	39.0	39.0	100.0%	0.0	
<u>System of Support and District Intervention</u>					
American Institutes for Research					Will direct and support the work of the Statewide System of Support (SSOS) in establishing programs and processes based on scientifically-based research and best practices.
Federal	9,999.9	4,399.9	44.0%	0.0	
<u>Preparation and Evaluation</u>					
4 Hearing Officers					Certification Revocation Hearing Officers
Other State	133.8	21.6	16.2%	0.2	

	<u>Funded Amount</u>	<u>Expended Year to Date</u>	<u>% Spent Year to Date</u>	<u>May Expenditures</u>	<u>Description</u>
Illinois State University					Coordinate work to support of the National Board of Professional Teaching Standards to serve schools
Federal	329.3	101.3	30.8%	0.0	
Consortium for Educational Change					Will develop training, support and informational materials necessary according to The Performance Evaluation Reform Act (PERA)
Federal	2,300.0	2,219.6	96.5%	356.2	
Consortium for Educational Change					Will develop training, support and informational materials necessary according to The Performance Evaluation Reform Act (PERA)
Federal	225.0	150.0	66.7%	0.0	
University of Chicago					Will develop and administer a statewide Survey of Learning Conditions as required by Section 2-3.153 of the School Code
Federal	513.0	256.5	50.0%	0.0	
American Institutes for Research					Will provide a work plan that lays out strategic timelines and outcomes to be completed monthly through 6/30/13, in order to fulfill the short term and long term goals of PEAC
Federal	293.7	218.7	74.5%	0.0	
University of Illinois					Facilitate with ISBE and New Illinois Teacher Collaborative a pilot for the Induction and Mentoring Program
Other State	88.0	88.0	100.0%	0.0	
Westat					Will serve as the entity to conduct the PERA Research Based Study.
Federal	392.7	261.8	66.7%	0.0	
<u>Chief Performance Officer</u>					
Ashbaugh & Associates, Inc.					Provide programmer for the Illinois Longitudinal Data System
Federal	215.3	189.0	87.8%	19.4	
IL Board of Higher Education					Integrate infrastructure and data systems of IBHE and ISBE for IL Longitudinal Data System
Federal	157.0	81.7	52.0%	0.0	
Public Consulting Group					IL Longitudinal Data System Data Architecture
Federal	1,170.0	18.0	1.5%	0.0	
IL Board of Higher Education					IL Longitudinal Data System Status Reports
Federal	338.4	78.1	23.1%	0.0	
Hupp Information Technologies					Redesign of the TCIS TSR Systems
Federal	1,929.9	1,176.3	60.9%	101.4	
MSF&W					Co-project manager for the Illinois Longitudinal Data System (ILDS)
Federal	176.6	156.8	88.8%	13.7	
Public Consulting Group					Provide services in the integration of all ISBE student-level data collection systems and connecting student-level data
Federal	200.0	0.0	0.0%	0.0	
Illinois Community College Board					Funding for ICCB to perform certain services related to the State Longitudinal Data System ARRA Grant
Federal	1,030.3	224.8	21.8%	9.0	
Illinois Student Assistance Commission					ISAC will perform certain services related to SLDS ARRA Grant
Federal	631.8	568.4	90.0%	0.0	
University of Illinois					Will create a statewide education policy research collaborative.
Federal	140.7	105.5	75.0%	35.2	
Northern Illinois University					NIU will update the Illinois Interactive Report card to implement to new state report card per Public Act 097-0671.

	<u>Funded Amount</u>	<u>Expended Year to Date</u>	<u>% Spent Year to Date</u>	<u>May Expenditures</u>	<u>Description</u>
Federal	29.5	14.8	50.0%	0.0	
Diversified Services Network					Time and materials contract for one business analyst for the Illinois Longitudinal Data System.
Federal	87.6	9.7	11.0%	9.7	
22nd Century Technologies Inc					Time and materials contract for one business analyst for the Illinois Longitudinal Data System.
Federal	64.7	0.0	0.0%	0.0	
Paradigm Solutions Inc					Time and materials contract for two programmer analysts for the Illinois Longitudinal Data System.
Federal	193.2	25.6	13.3%	25.6	
<u>Fiscal and Procurement</u>					
Crowe Horwath					Will follow the agency procedures for GAAP reports and the IOC's SAMS chapter 27 procedures to assist staff in extracting and compiling data from the Agency's Internal Accounting System for the purpose of converting accounting information from cash basis GAAP reporting
GRF	96.6	88.1	91.2%	0.0	
Multilingual Connections					Translation of documents from English to other languages
Federal	116.2	39.2	33.7%	0.0	
GRF	4.5	4.5	100.0%	0.0	
<u>Funding & Disbursements</u>					
MTW Solutions, LLC					Technical Support for e-Grants System
Federal	45.0	34.0	75.5%	0.0	
GRF	15.0	9.5	63.7%	0.0	
<u>Nutrition Programs</u>					
Legal Resolve, Inc.					Administrative Hearing Officer for Child Care Food Program
Federal	150.0	40.0	26.7%	0.0	
Department of Public Health					Conduct the summer food sanitation inspections
Federal	135.0	67.0	49.6%	0.0	
<u>School Business Services</u>					
North Chicago SD 187					Technical assistance to promote the financial health of the this district. Will provide funding toward the salary and benefits for a new financial and budget analyst position at the district.
Other State	74.1	42.0	56.7%	0.0	
East St. Louis SD 189					This agreement is for the ordinary and contingent expenses for the East St Louis School District 189 pursuant to PA 98-0001.
GRF	9,000.0	2,000.0	22.2%	2,000.0	
PAYSON SCH DIST NO 1					School Maintenance Grant
Other State	50.0	50.0	100.0%	0.0	
MENDON CUSD 4					School Maintenance Grant
Other State	50.0	50.0	100.0%	0.0	
QUINCY SD 172					School Maintenance Grant
Other State	50.0	50.0	100.0%	0.0	
GRIGGSVILLE CUSD 4					School Maintenance Grant
Other State	50.0	50.0	100.0%	0.0	

	<u>Funded Amount</u>	<u>Expended Year to Date</u>	<u>% Spent Year to Date</u>	<u>May Expenditures</u>	<u>Description</u>
SHAWNEE CUSD 84					School Maintenance Grant
Other State	50.0	50.0	100.0%	0.0	
BOND COUNTY 2					School Maintenance Grant
Other State	50.0	50.0	100.0%	0.0	
EFFINGHAM CUSD 40					School Maintenance Grant
Other State	50.0	50.0	100.0%	0.0	
BELVIDERE CUSD 100					School Maintenance Grant
Other State	50.0	50.0	100.0%	0.0	
NORTH BOONE CUD 200					School Maintenance Grant
Other State	50.0	50.0	100.0%	0.0	
ROCKFORD SCHOOL DIST 205					School Maintenance Grant
Other State	50.0	50.0	100.0%	0.0	
DURAND CUSD 322					School Maintenance Grant
Other State	50.0	50.0	100.0%	0.0	
FIVE-COUNTY REG VOC SYST-EFE					School Maintenance Grant
Other State	50.0	50.0	100.0%	0.0	
HONONEGAH CHSD 207					School Maintenance Grant
Other State	50.0	50.0	100.0%	0.0	
NORTHBROOK ESD 27					School Maintenance Grant
Other State	50.0	50.0	100.0%	0.0	
GLENVIEW DIST 34					School Maintenance Grant
Other State	50.0	50.0	100.0%	0.0	
COOK COUNTY SCHOOL DISTRICT 36					School Maintenance Grant
Other State	50.0	50.0	100.0%	0.0	
KENILWORTH SD 38					School Maintenance Grant
Other State	50.0	50.0	100.0%	0.0	
WILMETTE SD 39					School Maintenance Grant
Other State	50.0	50.0	100.0%	0.0	
DES PLAINES SCH DIST 62					School Maintenance Grant
Other State	50.0	50.0	100.0%	0.0	
PARK RIDGE DIST 64 CONS					School Maintenance Grant
Other State	50.0	50.0	100.0%	0.0	
GOLF ELEM SD 67					School Maintenance Grant
Other State	50.0	50.0	100.0%	0.0	
MORTON GROVE SD 70					School Maintenance Grant
Other State	50.0	50.0	100.0%	0.0	
FAIRVIEW SD 72					School Maintenance Grant
Other State	50.0	50.0	100.0%	0.0	
EVERGREEN PARK ESD 124					School Maintenance Grant
Other State	50.0	50.0	100.0%	0.0	
ATWOOD HEIGHTS DISTRICT 125					School Maintenance Grant
Other State	50.0	50.0	100.0%	0.0	
LEMONT-BROMBEREK CSD 113A					School Maintenance Grant
Other State	50.0	50.0	100.0%	0.0	
FOREST RIDGE SD 142					School Maintenance Grant
Other State	49.3	49.3	100.0%	0.0	
COMMUNITY CONS SCH DIST 146					School Maintenance Grant
Other State	50.0	50.0	100.0%	0.0	

	<u>Funded Amount</u>	<u>Expended Year to Date</u>	<u>% Spent Year to Date</u>	<u>May Expenditures</u>	<u>Description</u>
ALSIP-HAZLGRN-OAKLWN SD 126					School Maintenance Grant
Other State	50.0	50.0	100.0%	0.0	
HOOVER SCHRUM MEMORIAL 157					School Maintenance Grant
Other State	50.0	50.0	100.0%	0.0	
SCHILLER PARK SD 81					School Maintenance Grant
Other State	50.0	50.0	100.0%	0.0	
MAINE TWP HSD 207					School Maintenance Grant
Other State	50.0	50.0	100.0%	0.0	
MANNHEIM COOK CNTY 083					School Maintenance Grant
Other State	50.0	50.0	100.0%	0.0	
FRANKLIN PARK SD 84					School Maintenance Grant
Other State	50.0	50.0	100.0%	0.0	
UNION RIDGE SD 86					School Maintenance Grant
Other State	50.0	50.0	100.0%	0.0	
WESTCHESTER SD 92-5					School Maintenance Grant
Other State	50.0	50.0	100.0%	0.0	
HILLSIDE SD 93					School Maintenance Grant
Other State	50.0	50.0	100.0%	0.0	
PENNOYER SD 79					School Maintenance Grant
Other State	50.0	50.0	100.0%	0.0	
RIVERSIDE SCHOOL DIST 96					School Maintenance Grant
Other State	50.0	50.0	100.0%	0.0	
LA GRANGE SD 102					School Maintenance Grant
Other State	50.0	50.0	100.0%	0.0	
LA GRANGE SD 105					School Maintenance Grant
Other State	50.0	50.0	100.0%	0.0	
PROVISO TWP HSD 209					School Maintenance Grant
Other State	50.0	50.0	100.0%	0.0	
LEYDEN CHSD 212					School Maintenance Grant
Other State	50.0	50.0	100.0%	0.0	
CENTRAL STICKNEY SD 110					School Maintenance Grant
Other State	50.0	50.0	100.0%	0.0	
NORTH PALOS SD 117					School Maintenance Grant
Other State	50.0	50.0	100.0%	0.0	
OAK LAWN-HOMETOWN S D 123					School Maintenance Grant
Other State	50.0	50.0	100.0%	0.0	
ARGO CHSD 217					School Maintenance Grant
Other State	50.0	50.0	100.0%	0.0	
REAVIS TWP HSD 220					School Maintenance Grant
Other State	50.0	50.0	100.0%	0.0	
BREMEN CHSD 228					School Maintenance Grant
Other State	50.0	50.0	100.0%	0.0	
OAK LAWN CHSD 229					School Maintenance Grant
Other State	50.0	50.0	100.0%	0.0	
EASTLAND CUSD 308					School Maintenance Grant
Other State	50.0	50.0	100.0%	0.0	
WEST CARROLL CUSD 314					School Maintenance Grant
Other State	50.0	50.0	100.0%	0.0	

	<u>Funded Amount</u>	<u>Expended Year to Date</u>	<u>% Spent Year to Date</u>	<u>May Expenditures</u>	<u>Description</u>
EAST DUBUQUE CUSD 119					School Maintenance Grant
Other State	50.0	50.0	100.0%	0.0	
WARREN CUSD 205					School Maintenance Grant
Other State	50.0	50.0	100.0%	0.0	
ORANGEVILLE SD 203					School Maintenance Grant
Other State	49.9	49.9	100.0%	0.0	
TOLONO SCH DIST 7					School Maintenance Grant
Other State	50.0	50.0	100.0%	0.0	
GIBSON-MELVIN-SIBLEY CUSD 5					School Maintenance Grant
Other State	50.0	50.0	100.0%	0.0	
PAXTON BUCKLEY LODA CUSD					School Maintenance Grant
Other State	50.0	50.0	100.0%	0.0	
HILLSBORO CUSD 3					School Maintenance Grant
Other State	50.0	50.0	100.0%	0.0	
MARSHALL CUSD 2C					School Maintenance Grant
Other State	50.0	50.0	100.0%	0.0	
MATTOON CUSD 2					School Maintenance Grant
Other State	50.0	50.0	100.0%	0.0	
CHADWICK-MILLEDGEVILLE 399					School Maintenance Grant
Other State	50.0	50.0	100.0%	0.0	
RICH TWP HSD 227					School Maintenance Grant
Other State	50.0	50.0	100.0%	0.0	
TUSCOLA CUSD 301					School Maintenance Grant
Other State	50.0	50.0	100.0%	0.0	
ARTHUR CUSD 305					School Maintenance Grant
Other State	50.0	50.0	100.0%	0.0	
KANSAS CUSD 3					School Maintenance Grant
Other State	50.0	50.0	100.0%	0.0	
SHELBYVILLE CUSD 4					School Maintenance Grant
Other State	50.0	50.0	100.0%	0.0	
STEWARDSON-STRASBURG 5A					School Maintenance Grant
Other State	50.0	50.0	100.0%	0.0	
CENTRAL A&M COMMUNITY UNIT					School Maintenance Grant
Other State	50.0	50.0	100.0%	0.0	
EDGAR COUNTY CUSD 6					School Maintenance Grant
Other State	50.0	50.0	100.0%	0.0	
CLAY CITY CUSD 10					School Maintenance Grant
Other State	50.0	50.0	100.0%	0.0	
ROBINSON SD 2					School Maintenance Grant
Other State	50.0	50.0	100.0%	0.0	
COUNTY OF RICHLAND					School Maintenance Grant
Other State	50.0	50.0	100.0%	0.0	
WESCLIN CUSD 3					School Maintenance Grant
Other State	50.0	50.0	100.0%	0.0	
CENTRAL COMM HIGH SD 71					School Maintenance Grant
Other State	50.0	50.0	100.0%	0.0	
PATOKA CUSD 100					School Maintenance Grant
Other State	50.0	50.0	100.0%	0.0	

	<u>Funded Amount</u>	<u>Expended Year to Date</u>	<u>% Spent Year to Date</u>	<u>May Expenditures</u>	<u>Description</u>
INDIAN CREEK CUSD 425					School Maintenance Grant
Other State	50.0	50.0	100.0%	0.0	
SYCAMORE CUSD 427					School Maintenance Grant
Other State	50.0	50.0	100.0%	0.0	
DEKALB CUSD 428					School Maintenance Grant
Other State	50.0	50.0	100.0%	0.0	
HIAWATHA CUSD 426					School Maintenance Grant
Other State	50.0	50.0	100.0%	0.0	
COUNTY OF COLE					School Maintenance Grant
Other State	50.0	50.0	100.0%	0.0	
SOMONAUK CUSD 432					School Maintenance Grant
Other State	50.0	50.0	100.0%	0.0	
BLUE RIDGE CUSD 18					School Maintenance Grant
Other State	50.0	50.0	100.0%	0.0	
PRAIRIE CENTRAL CUSD 8					School Maintenance Grant
Other State	50.0	50.0	100.0%	0.0	
OKAW VALLEY CUSD 302					School Maintenance Grant
Other State	50.0	50.0	100.0%	0.0	
TRI- POINT CUSD 6-J					School Maintenance Grant
Other State	50.0	50.0	100.0%	0.0	
INDIAN VALLEY VOCATIONAL CENTER					School Maintenance Grant
Other State	50.0	50.0	100.0%	0.0	
DWIGHT TWP HSD 230					School Maintenance Grant
Other State	50.0	50.0	100.0%	0.0	
TRI VALLEY CUSD 3					School Maintenance Grant
Other State	50.0	50.0	100.0%	0.0	
MCLEAN COUNTY UD 5					School Maintenance Grant
Other State	50.0	50.0	100.0%	0.0	
LEXINGTON CUSD 7					School Maintenance Grant
Other State	50.0	50.0	100.0%	0.0	
COUNTY OF DUPAGE SCHOOL DIST 4					School Maintenance Grant
Other State	50.0	50.0	100.0%	0.0	
WOOD DALE SD 7					School Maintenance Grant
Other State	50.0	50.0	100.0%	0.0	
MEDINAH SD 11					School Maintenance Grant
Other State	50.0	50.0	100.0%	0.0	
BLOOMINGDALE SD 13					School Maintenance Grant
Other State	50.0	50.0	100.0%	0.0	
QUEEN BEE SD 16					School Maintenance Grant
Other State	50.0	50.0	100.0%	0.0	
WINFIELD SD34					School Maintenance Grant
Other State	50.0	50.0	100.0%	0.0	
GLENN ELLYN DISTRICT 41					School Maintenance Grant
Other State	50.0	50.0	100.0%	0.0	
LOMBARD SD 44					School Maintenance Grant
Other State	50.0	50.0	100.0%	0.0	
VILLA PARK SD 45					School Maintenance Grant
Other State	50.0	50.0	100.0%	0.0	

	<u>Funded Amount</u>	<u>Expended Year to Date</u>	<u>% Spent Year to Date</u>	<u>May Expenditures</u>	<u>Description</u>
BUTLER SD 53					School Maintenance Grant
Other State	50.0	50.0	100.0%	0.0	
DOWNERS GROVE GSD 58					School Maintenance Grant
Other State	50.0	50.0	100.0%	0.0	
DARIEN SD 61					School Maintenance Grant
Other State	50.0	50.0	100.0%	0.0	
COUNTY OF DUPAGE					School Maintenance Grant
Other State	50.0	50.0	100.0%	0.0	
WOODRIDGE SD 68					School Maintenance Grant
Other State	50.0	50.0	100.0%	0.0	
HINSDALE DIST 86					School Maintenance Grant
Other State	50.0	50.0	100.0%	0.0	
FENTON CHSD 100					School Maintenance Grant
Other State	50.0	50.0	100.0%	0.0	
LAKE PARK CHSD 108					School Maintenance Grant
Other State	50.0	50.0	100.0%	0.0	
COMMUNITY UNIT SCHOOL DIST 200					School Maintenance Grant
Other State	50.0	50.0	100.0%	0.0	
LISLE CUSD 202					School Maintenance Grant
Other State	50.0	50.0	100.0%	0.0	
ELMHURST SD 205					School Maintenance Grant
Other State	50.0	50.0	100.0%	0.0	
MAERCKER SD 60					School Maintenance Grant
Other State	50.0	50.0	100.0%	0.0	
DUPAGE AREA OCCUP EDUCATIONAL					School Maintenance Grant
Other State	50.0	50.0	100.0%	0.0	
WABASH CUSD 348					School Maintenance Grant
Other State	50.0	50.0	100.0%	0.0	
CARMI-WHITE COUNTY CUSD 5					School Maintenance Grant
Other State	50.0	50.0	100.0%	0.0	
CARTERVILLE CUSD 5					School Maintenance Grant
Other State	50.0	50.0	100.0%	0.0	
V I T UNIT SCHOOL DIST 2					School Maintenance Grant
Other State	50.0	50.0	100.0%	0.0	
CANTON UNION SD 66					School Maintenance Grant
Other State	50.0	50.0	100.0%	0.0	
SCHUYLER-INDUSTRY CUSD 5					School Maintenance Grant
Other State	50.0	50.0	100.0%	0.0	
MORRIS SD 54					School Maintenance Grant
Other State	50.0	50.0	100.0%	0.0	
SARATOGA CCSD 60C					School Maintenance Grant
Other State	50.0	50.0	100.0%	0.0	
NEWARK CHSD 18					School Maintenance Grant
Other State	50.0	50.0	100.0%	0.0	
PLANO CUSD 88					School Maintenance Grant
Other State	50.0	50.0	100.0%	0.0	
LISBON CCSD 90					School Maintenance Grant
Other State	50.0	50.0	100.0%	0.0	

	<u>Funded Amount</u>	<u>Expended Year to Date</u>	<u>% Spent Year to Date</u>	<u>May Expenditures</u>	<u>Description</u>
SOUTHEASTERN CUSD 337					School Maintenance Grant
Other State	50.0	50.0	100.0%	0.0	
WEST PRAIRIE CUSD 103					School Maintenance Grant
Other State	50.0	50.0	100.0%	0.0	
WEST CENTRAL CUSD 235					School Maintenance Grant
Other State	50.0	50.0	100.0%	0.0	
MERCER COUNTY SD 404					School Maintenance Grant
Other State	50.0	50.0	100.0%	0.0	
PRINCETON ELEM SD 115					School Maintenance Grant
Other State	50.0	50.0	100.0%	0.0	
ALWOOD CUSD 225					School Maintenance Grant
Other State	50.0	50.0	100.0%	0.0	
ANNAWAN CUSD 226					School Maintenance Grant
Other State	50.0	50.0	100.0%	0.0	
CAMBRIDGE CUSD 227					School Maintenance Grant
Other State	50.0	50.0	100.0%	0.0	
GALATIA CUSD 1					School Maintenance Grant
Other State	50.0	50.0	100.0%	0.0	
ORION CUSD 223					School Maintenance Grant
Other State	50.0	50.0	100.0%	0.0	
CARBONDALE ESD 95					School Maintenance Grant
Other State	50.0	50.0	100.0%	0.0	
CARBONDALE CHSD 165					School Maintenance Grant
Other State	50.0	50.0	100.0%	0.0	
ELGIN SCHOOL DISTRICT U-46					School Maintenance Grant
Other State	50.0	50.0	100.0%	0.0	
AURORA WEST SCHOOL DIST 129					School Maintenance Grant
Other State	50.0	50.0	100.0%	0.0	
DONOVAN COMMUNITY U S D 3					School Maintenance Grant
Other State	50.0	50.0	100.0%	0.0	
CENTRAL CUSD 4					School Maintenance Grant
Other State	50.0	50.0	100.0%	0.0	
IROQUOIS WEST CUSD 10					School Maintenance Grant
Other State	50.0	50.0	100.0%	0.0	
MOMENCE COMM UNIT SCH DIST 1					School Maintenance Grant
Other State	50.0	50.0	100.0%	0.0	
HERSCHER CUSD 2					School Maintenance Grant
Other State	50.0	50.0	100.0%	0.0	
BRADLEY BOURBONNAIS CHSD 307					School Maintenance Grant
Other State	50.0	50.0	100.0%	0.0	
GALESBURG CUSD 205					School Maintenance Grant
Other State	50.0	50.0	100.0%	0.0	
EMMONS SD 33					School Maintenance Grant
Other State	50.0	50.0	100.0%	0.0	
CRESCENT-IROQUOIS CUSD 249					School Maintenance Grant
Other State	50.0	50.0	100.0%	0.0	
GRASS LAKE SD 36					School Maintenance Grant
Other State	50.0	50.0	100.0%	0.0	

	<u>Funded Amount</u>	<u>Expended Year to Date</u>	<u>% Spent Year to Date</u>	<u>May Expenditures</u>	<u>Description</u>
GRAYSLAKE CCSD 46					School Maintenance Grant
Other State	50.0	50.0	100.0%	0.0	
WOODLAND CCSD 50					School Maintenance Grant
Other State	50.0	50.0	100.0%	0.0	
LAKE BLUFF SCHOOL DISTRICT 65					School Maintenance Grant
Other State	50.0	50.0	100.0%	0.0	
OAK GROVE SD 68					School Maintenance Grant
Other State	50.0	50.0	100.0%	0.0	
LIBERTYVILLE SD 70					School Maintenance Grant
Other State	50.0	50.0	100.0%	0.0	
RONDOUT SD 72					School Maintenance Grant
Other State	50.0	50.0	100.0%	0.0	
HAWTHORN CCSD 73					School Maintenance Grant
Other State	50.0	50.0	100.0%	0.0	
DIAMOND LAKE SD 76					School Maintenance Grant
Other State	50.0	50.0	100.0%	0.0	
FREMONT SD 79					School Maintenance Grant
Other State	50.0	50.0	100.0%	0.0	
BRADFORD CUSD 1					School Maintenance Grant
Other State	50.0	50.0	100.0%	0.0	
MANTENO CUSD 5					School Maintenance Grant
Other State	50.0	50.0	100.0%	0.0	
LAKE ZURICH SD 95					School Maintenance Grant
Other State	50.0	50.0	100.0%	0.0	
LINCOLNSHIRE-PRAIRIEVIEW 103					School Maintenance Grant
Other State	50.0	50.0	100.0%	0.0	
TOWNSHIP HIGH SCHOOL DIST 113					School Maintenance Grant
Other State	50.0	50.0	100.0%	0.0	
FOX LAKE GSD 114					School Maintenance Grant
Other State	50.0	50.0	100.0%	0.0	
ROUND LAKE AREA SD 116					School Maintenance Grant
Other State	50.0	50.0	100.0%	0.0	
KNOXVILLE CUSD 202					School Maintenance Grant
Other State	50.0	50.0	100.0%	0.0	
WINTHROP HARBOR SD 1					School Maintenance Grant
Other State	50.0	50.0	100.0%	0.0	
WAUCONDA CUSD 118					School Maintenance Grant
Other State	50.0	50.0	100.0%	0.0	
MUNDELEIN HS DIST 120					School Maintenance Grant
Other State	50.0	50.0	100.0%	0.0	
WARREN THSD 121					School Maintenance Grant
Other State	50.0	50.0	100.0%	0.0	
GRANT CHSD 124					School Maintenance Grant
Other State	50.0	50.0	100.0%	0.0	
GRAYSLAKE CHSD 127					School Maintenance Grant
Other State	50.0	50.0	100.0%	0.0	
NORTH CHICAGO SD 187					School Maintenance Grant
Other State	50.0	50.0	100.0%	0.0	

	<u>Funded Amount</u>	<u>Expended Year to Date</u>	<u>% Spent Year to Date</u>	<u>May Expenditures</u>	<u>Description</u>
LAKE CO HIGH SCHL TECHNOLOGY					School Maintenance Grant
Other State	50.0	50.0	100.0%	0.0	
LELAND CUSD 1					School Maintenance Grant
Other State	50.0	50.0	100.0%	0.0	
SERENA CUSD NO 2					School Maintenance Grant
Other State	50.0	50.0	100.0%	0.0	
EARLVILLE CUSD 9					School Maintenance Grant
Other State	50.0	50.0	100.0%	0.0	
ALLEN TWSP COMM CONS DIST 65					School Maintenance Grant
Other State	50.0	50.0	100.0%	0.0	
KANKAKEE AREA CAREER CENTER					School Maintenance Grant
Other State	50.0	50.0	100.0%	0.0	
LASALLE-PERU TOWNSHIP HIGH					School Maintenance Grant
Other State	50.0	50.0	100.0%	0.0	
OTTAWA THSD 140					School Maintenance Grant
Other State	50.0	50.0	100.0%	0.0	
SENECA TWP HSD 160					School Maintenance Grant
Other State	50.0	50.0	100.0%	0.0	
SENECA CCSD 170					School Maintenance Grant
Other State	50.0	50.0	100.0%	50.0	
WALLACE CCSD 195					School Maintenance Grant
Other State	50.0	50.0	100.0%	0.0	
RUTLAND CCSD 230					School Maintenance Grant
Other State	50.0	50.0	100.0%	0.0	
MOUNT PULASKI CUD 23					School Maintenance Grant
Other State	50.0	50.0	100.0%	0.0	
HAVANA CUSD 126					School Maintenance Grant
Other State	50.0	50.0	100.0%	0.0	
ILLINI CENTRAL CUSD 189					School Maintenance Grant
Other State	50.0	50.0	100.0%	0.0	
PORTA CUSD 202					School Maintenance Grant
Other State	50.0	50.0	100.0%	0.0	
ATHENS CUSD 213					School Maintenance Grant
Other State	50.0	50.0	100.0%	0.0	
ARGENTA-OREANA CUSD 1					School Maintenance Grant
Other State	50.0	50.0	100.0%	0.0	
MT ZION CUSD 3					School Maintenance Grant
Other State	50.0	50.0	100.0%	0.0	
SANGAMON VALLEY CUSD 9					School Maintenance Grant
Other State	50.0	50.0	100.0%	0.0	
MERIDIAN CUSD 15					School Maintenance Grant
Other State	50.0	50.0	100.0%	0.0	
DECATUR SD 61					School Maintenance Grant
Other State	50.0	50.0	100.0%	0.0	
BEMENT CUSD 5					School Maintenance Grant
Other State	50.0	50.0	100.0%	0.0	
MONTICELLO CU 25					School Maintenance Grant
Other State	50.0	50.0	100.0%	0.0	

	<u>Funded Amount</u>	<u>Expended Year to Date</u>	<u>% Spent Year to Date</u>	<u>May Expenditures</u>	<u>Description</u>
DELAND-WELDON CUSD 57					School Maintenance Grant
Other State	50.0	50.0	100.0%	0.0	
CERRO GORDO CUSD 100					School Maintenance Grant
Other State	50.0	50.0	100.0%	0.0	
CARROLLTON CUSD 1					School Maintenance Grant
Other State	50.0	50.0	100.0%	0.0	
ANTIOCH C H S D 117					School Maintenance Grant
Other State	50.0	50.0	100.0%	0.0	
COMMUNITY HIGH SD 128					School Maintenance Grant
Other State	50.0	50.0	100.0%	0.0	
MAROA FORSYTH CUSD 2					School Maintenance Grant
Other State	50.0	50.0	100.0%	0.0	
GREENFIELD CUSD 10					School Maintenance Grant
Other State	50.0	50.0	100.0%	0.0	
JERSEY CUSD 100					School Maintenance Grant
Other State	50.0	50.0	100.0%	0.0	
MT OLIVE CUSD 5					School Maintenance Grant
Other State	50.0	50.0	100.0%	0.0	
STAUNTON CUSD 6					School Maintenance Grant
Other State	50.0	50.0	100.0%	0.0	
SOUTHWESTERN CUSD 9					School Maintenance Grant
Other State	50.0	50.0	100.0%	0.0	
NORTH MAC CUSD 34					School Maintenance Grant
Other State	50.0	50.0	100.0%	0.0	
ROXANA CUSD 1					School Maintenance Grant
Other State	50.0	50.0	100.0%	0.0	
TRIAD CUSD 2					School Maintenance Grant
Other State	50.0	50.0	100.0%	0.0	
HIGHLAND CUSD 5					School Maintenance Grant
Other State	50.0	50.0	100.0%	0.0	
BETHALTO CUSD 8					School Maintenance Grant
Other State	50.0	50.0	100.0%	0.0	
GRANITE CITY CUSD 9					School Maintenance Grant
Other State	50.0	50.0	100.0%	0.0	
COLLINSVILLE CUSD 10					School Maintenance Grant
Other State	50.0	50.0	100.0%	0.0	
ALTON CUSD 11					School Maintenance Grant
Other State	50.0	50.0	100.0%	0.0	
MIDLAND CUSD 7					School Maintenance Grant
Other State	50.0	50.0	100.0%	0.0	
PUTNAM CCSD 535					School Maintenance Grant
Other State	50.0	50.0	100.0%	0.0	
FIELDCREST CUSD 6					School Maintenance Grant
Other State	50.0	50.0	100.0%	0.0	
EL PASO-GRIDLEY CUSD 11					School Maintenance Grant
Other State	50.0	50.0	100.0%	0.0	
CARLINVILLE CUSD 1					School Maintenance Grant
Other State	50.0	50.0	100.0%	0.0	

	<u>Funded Amount</u>	<u>Expended Year to Date</u>	<u>% Spent Year to Date</u>	<u>May Expenditures</u>	<u>Description</u>
EUREKA 140					School Maintenance Grant
Other State	50.0	50.0	100.0%	0.0	
NIPPERSINK SCH DIST 2					School Maintenance Grant
Other State	50.0	50.0	100.0%	0.0	
FOX RIVER GROVE CSD 3					School Maintenance Grant
Other State	50.0	50.0	100.0%	0.0	
JOHNSBURG CUSD 12					School Maintenance Grant
Other State	50.0	50.0	100.0%	0.0	
RILEY CCSD 18					School Maintenance Grant
Other State	50.0	50.0	100.0%	0.0	
MCHENRY CCSD 15					School Maintenance Grant
Other State	50.0	50.0	100.0%	0.0	
ALDEN HEBRON SD 19					School Maintenance Grant
Other State	50.0	50.0	100.0%	0.0	
HARRISON SD 36					School Maintenance Grant
Other State	50.0	50.0	100.0%	0.0	
CRYSTAL LAKE CCSD 47					School Maintenance Grant
Other State	50.0	50.0	100.0%	0.0	
HARVARD CUSD 50					School Maintenance Grant
Other State	50.0	50.0	100.0%	0.0	
MARENGO CHSD 154					School Maintenance Grant
Other State	50.0	50.0	100.0%	0.0	
COMMUNITY HIGH SD 155					School Maintenance Grant
Other State	50.0	50.0	100.0%	0.0	
MCHENRY CHSD 156					School Maintenance Grant
Other State	50.0	50.0	100.0%	0.0	
RICHMOND-BURTON CHSD 157					School Maintenance Grant
Other State	50.0	50.0	100.0%	0.0	
HUNTLEY SD NO 158					School Maintenance Grant
Other State	50.0	50.0	100.0%	0.0	
MARENGO-UNION ECSD 165					School Maintenance Grant
Other State	50.0	50.0	100.0%	0.0	
WOODSTOCK SCHOOL DIST 200					School Maintenance Grant
Other State	50.0	50.0	100.0%	0.0	
VALMEYER CUSD 3					School Maintenance Grant
Other State	50.0	50.0	100.0%	0.0	
COLUMBIA CUSD 4					School Maintenance Grant
Other State	50.0	50.0	100.0%	0.0	
WATERLOO CUSD 5					School Maintenance Grant
Other State	50.0	50.0	100.0%	0.0	
STEELEVILLE CUSD 138					School Maintenance Grant
Other State	50.0	50.0	100.0%	0.0	
BROWN COUNTY CUSD 1					School Maintenance Grant
Other State	50.0	50.0	100.0%	0.0	
VIRGINIA CUSD 64					School Maintenance Grant
Other State	50.0	50.0	100.0%	0.0	
A-C CENTRAL CUSD 262					School Maintenance Grant
Other State	50.0	50.0	100.0%	0.0	

	<u>Funded Amount</u>	<u>Expended Year to Date</u>	<u>% Spent Year to Date</u>	<u>May Expenditures</u>	<u>Description</u>
MEREDOSIA-CHAMBERSBURG 11					School Maintenance Grant
Other State	50.0	50.0	100.0%	0.0	
JACKSONVILLE SD 117					School Maintenance Grant
Other State	50.0	50.0	100.0%	0.0	
WINCHESTER CUSD 1					School Maintenance Grant
Other State	50.0	50.0	100.0%	0.0	
SCOTT-MORGAN CUSD 2					School Maintenance Grant
Other State	50.0	50.0	100.0%	0.0	
DIXON CUSD 170					School Maintenance Grant
Other State	50.0	50.0	100.0%	0.0	
STEWARD 220 SCHOOL DIST					School Maintenance Grant
Other State	50.0	50.0	100.0%	0.0	
OREGON CUSD 220					School Maintenance Grant
Other State	50.0	50.0	100.0%	0.0	
FORRESTVILLE VALLEY CUSD 221					School Maintenance Grant
Other State	50.0	50.0	100.0%	0.0	
POLO CUSD 222					School Maintenance Grant
Other State	50.0	50.0	100.0%	0.0	
MERIDIAN CUSD 223					School Maintenance Grant
Other State	50.0	50.0	100.0%	0.0	
BYRON COMMUNITY UNIT SD 226					School Maintenance Grant
Other State	50.0	50.0	100.0%	0.0	
PEORIA 150					School Maintenance Grant
Other State	50.0	50.0	100.0%	0.0	
IL VALLEY CENTRAL UNIT 321					School Maintenance Grant
Other State	50.0	50.0	100.0%	0.0	
ELMWOOD CUSD 322					School Maintenance Grant
Other State	50.0	50.0	100.0%	0.0	
PEORIA HEIGHTS CUSD 325					School Maintenance Grant
Other State	50.0	50.0	100.0%	0.0	
PRINCEVILLE CUSD 326					School Maintenance Grant
Other State	50.0	50.0	100.0%	0.0	
ILLINI BLUFFS CUSD 327					School Maintenance Grant
Other State	50.0	50.0	100.0%	0.0	
MOLINE USD 40					School Maintenance Grant
Other State	50.0	50.0	100.0%	0.0	
ROCK ISLAND SD 41					School Maintenance Grant
Other State	50.0	50.0	100.0%	0.0	
RIVERDALE CUSD 100					School Maintenance Grant
Other State	50.0	50.0	100.0%	0.0	
ROCKRIDGE CUSD 300					School Maintenance Grant
Other State	50.0	50.0	100.0%	0.0	
LEBANON CUSD 9					School Maintenance Grant
Other State	50.0	50.0	100.0%	0.0	
HARMONY EMGE SD 175					School Maintenance Grant
Other State	50.0	50.0	100.0%	0.0	
DUPO CUSD 196					School Maintenance Grant
Other State	50.0	50.0	100.0%	0.0	

	<u>Funded Amount</u>	<u>Expended Year to Date</u>	<u>% Spent Year to Date</u>	<u>May Expenditures</u>	<u>Description</u>
ROCHESTER CUSD 3A					School Maintenance Grant
Other State	50.0	50.0	100.0%	0.0	
BALL CHATHAM CUSD 5					School Maintenance Grant
Other State	50.0	50.0	100.0%	0.0	
AUBURN CUSD 10					School Maintenance Grant
Other State	50.0	50.0	100.0%	0.0	
PAWNEE CUSD 11					School Maintenance Grant
Other State	50.0	50.0	100.0%	0.0	
RIVERTON CUSD 14					School Maintenance Grant
Other State	50.0	50.0	100.0%	0.0	
WILLIAMSVILLE CUSD 15					School Maintenance Grant
Other State	50.0	50.0	100.0%	0.0	
LOWPOINT-WASHBURN CUSD 21					School Maintenance Grant
Other State	50.0	50.0	100.0%	0.0	
COUNTY OF WOODFORD 122					School Maintenance Grant
Other State	50.0	50.0	100.0%	0.0	
CHESTER CUSD 139					School Maintenance Grant
Other State	50.0	50.0	100.0%	0.0	
FRANKLIN CUSD 1					School Maintenance Grant
Other State	50.0	50.0	100.0%	0.0	
SHERRARD CUSD 200					School Maintenance Grant
Other State	50.0	50.0	100.0%	0.0	
NEW BERLIN CUSD 16					School Maintenance Grant
Other State	50.0	50.0	100.0%	0.0	
SPRINGFIELD SD 186					School Maintenance Grant
Other State	50.0	50.0	100.0%	0.0	
TREMONT CUD 702					School Maintenance Grant
Other State	50.0	50.0	100.0%	0.0	
DELAVAN CUSD 703					School Maintenance Grant
Other State	50.0	50.0	100.0%	0.0	
MORTON CUSD 709					School Maintenance Grant
Other State	50.0	50.0	100.0%	0.0	
CATLIN CUSD 5					School Maintenance Grant
Other State	50.0	50.0	100.0%	0.0	
ROSSVILLE-ALVIN CSD 7					School Maintenance Grant
Other State	50.0	50.0	100.0%	0.0	
OAKWOOD CUSD 76					School Maintenance Grant
Other State	50.0	50.0	100.0%	0.0	
DANVILLE CCSD 118					School Maintenance Grant
Other State	50.0	50.0	100.0%	0.0	
BECK AREA CAREER CENTER					School Maintenance Grant
Other State	50.0	50.0	100.0%	0.0	
ERIE CUSD 1					School Maintenance Grant
Other State	50.0	50.0	100.0%	0.0	
STERLING CUSD 5					School Maintenance Grant
Other State	50.0	50.0	100.0%	0.0	
WILCO AREA CAREER CENTER					School Maintenance Grant
Other State	50.0	50.0	100.0%	0.0	

	<u>Funded Amount</u>	<u>Expended Year to Date</u>	<u>% Spent Year to Date</u>	<u>May Expenditures</u>	<u>Description</u>
CHANNAHON SD 17					School Maintenance Grant
Other State	50.0	50.0	100.0%	0.0	
LOCKPORT SD 91					School Maintenance Grant
Other State	50.0	50.0	100.0%	0.0	
NEW LENOX SD 122					School Maintenance Grant
Other State	50.0	50.0	100.0%	0.0	
FRANKFORT CCSD 157C					School Maintenance Grant
Other State	50.0	50.0	100.0%	0.0	
MOKENA SD 159					School Maintenance Grant
Other State	50.0	50.0	100.0%	0.0	
SUMMIT HILL SD 161					School Maintenance Grant
Other State	50.0	50.0	100.0%	0.0	
BEECHER CUSD 200U					School Maintenance Grant
Other State	50.0	50.0	100.0%	0.0	
CRETE-MONEE SD 201-U					School Maintenance Grant
Other State	50.0	50.0	100.0%	0.0	
WILMINGTON CUSD 209U					School Maintenance Grant
Other State	50.0	50.0	100.0%	0.0	
VALLEY VIEW CUSD 365U					School Maintenance Grant
Other State	50.0	50.0	100.0%	0.0	
ELWOOD CCSD 203					School Maintenance Grant
Other State	50.0	50.0	100.0%	0.0	
LOCKPORT TWP HSD 205					School Maintenance Grant
Other State	50.0	50.0	100.0%	0.0	
HOMER CCSD 33					School Maintenance Grant
Other State	50.0	50.0	100.0%	0.0	
PEOTONE CUSD 207U					School Maintenance Grant
Other State	50.0	50.0	100.0%	0.0	

Grants Breakdown:

General State Aid	4,286,752.5	3,903,848.2	91.1%	386,537.6	Formula
Title I - Low Income	825,000.0	437,564.0	53.0%	21,191.8	Formula
Child Nutrition	725,000.0	577,076.0	79.6%	71,044.4	Formula - Reimbursement
IDEA	700,000.0	365,543.7	52.2%	26,127.9	Formula
Transportation Spec Ed	440,500.0	324,844.9	73.7%	39,334.1	Formula
Spec Ed Personnel	440,200.0	351,105.6	79.8%	0.0	Formula
Spec Ed Extraordinary	314,196.1	258,583.4	82.3%	0.0	Mandated Categorical-Supplemental
Early Childhood Block	296,465.7	265,838.8	89.7%	24,758.5	Block grant for Pre-K, parent training and prevention initiative
Spec Ed Private Facility Tuition	206,843.3	180,160.5	87.1%	0.0	Formula
Transportation Reg/Voc	205,808.9	156,293.5	75.9%	0.0	Formula
Title II - Teacher Quality	157,000.0	60,362.2	38.4%	3,228.3	Formula
Title I - Low Income - ARRA	143,800.0	31,897.2	22.2%	8,002.7	Formula - Federal Stimulus
Spec Ed Orphanage	111,000.0	69,018.0	62.2%	0.0	Formula
Title IV - 21st Century	65,000.0	31,606.5	48.6%	2,665.1	Competitive
Bilingual Education	61,381.2	24,293.8	39.6%	12,429.9	Mandated Categorical
Voc Ed - Federal	55,000.0	33,518.6	60.9%	4,376.9	Formula and Competitive - to improve student academic and career skills

	<u>Funded Amount</u>	<u>Expended Year to Date</u>	<u>% Spent Year to Date</u>	<u>May Expenditures</u>	<u>Description</u>
Title III - English Language Acq	45,000.0	13,847.9	30.8%	593.3	Grant
Vocational Education - State	38,062.1	36,048.9	94.7%	2,086.1	Formula
IDEA Preschool	25,000.0	11,847.0	47.4%	879.9	Formula - special education, 3-5 year-olds
Driver Education	17,500.0	13,125.0	75.0%	0.0	Reimbursement
State Free Lunch and Breakfast	14,300.0	12,891.0	90.1%	667.5	Mandated Categorical - Reimbursement
Title II Math/Science Partnerships	14,000.0	3,240.0	23.1%	36.7	Formula
Orphanage Tuition	13,000.0	6,966.2	53.6%	0.0	Reimbursement to school districts for children residing in orphanages
ROE Salaries	12,025.0	10,107.9	84.1%	914.5	Salaries for ROE's
Truant/Dropout/Optional Education	12,000.0	11,380.2	94.8%	823.3	Competitive - at-risk students/dropout prevention
Race to the Top	11,197.8	4,835.9	43.2%	54.9	Grants to LEA's
Spec Ed Summer School	10,100.0	10,100.0	100.0%	0.0	Formula - Special ed students enrolled in summer sessions
East St. Louis Sch Dist 189	9,000.0	2,000.0	22.2%	2,000.0	Grant to East St. Louis Sch Dist 189
Charter Schools - Federal	9,000.0	0.0	0.0%	0.0	Competitive
Alternative Ed/Reg Safe Schools	6,539.3	5,862.4	89.6%	151.0	Formula
Technology Literacy	5,000.0	1,313.6	26.3%	0.0	Competitive and non-competitive grants to school districts
McKinney Homeless Ed	5,000.0	2,086.9	41.7%	124.0	Competitive grants to school districts
School Tech. Rev. Loan	5,000.0	1,181.6	23.6%	0.0	Loans to schools to implement technology
Congressional Earmarks	4,920.5	0.0	0.0%	0.0	Grants
IDEA Improvement Part D	4,000.0	1,024.8	25.6%	108.3	Reimbursement
Philip Rock Center	3,577.8	3,577.8	100.0%	300.0	Targeted Initiative
Advanced Placement Fee	3,000.0	1,731.7	57.7%	0.0	Fee reimbursement for Adv Placement Exam and Int'l Baccalaureate exam
Reorg Incentive Feasibility Study	2,805.0	2,686.2	95.8%	5.5	Grants
After School Matters	2,500.0	2,500.0	100.0%	0.0	Grant to After School Matters
ROE - School Services	2,225.1	2,083.7	93.6%	147.5	Formula - ROE Operations
Title VI-Flex. & Acct Rural Education	2,000.0	648.4	32.4%	204.1	Grants to school districts
ONPAR	2,000.0	0.0	0.0%	0.0	Grant
Agriculture Education	1,800.0	1,659.8	92.2%	92.8	Grants to school districts
Technology for Success -State	1,778.0	1,589.4	89.4%	127.0	Grants
Mat'ls for the Visually Impaired	1,421.1	1,250.0	88.0%	100.0	Targeted Init. - with The Chicago Lighthouse for People who are Blind or Visually Impaired
Temporary Relocation	1,400.0	0.0	0.0%	0.0	Formula grants for school emergency relocation
Teach America	1,225.0	1,225.0	100.0%	0.0	Grant to Teach for America-Chicago
Lowest Performing Schools	1,002.3	0.0	0.0%	0.0	Grants to lowest performing schools
Nat'l Board Certification	1,000.0	0.0	0.0%	0.0	Grants
IL Coalition IM/RF Parent Mentor	1,000.0	1,000.0	100.0%	0.0	Grant to the Illions Coalition Immigrant and Refugee Rights Parent Mentor Program
Emergency Financial Assistance	1,000.0	42.0	4.2%	0.0	Formula and loans to school districts
Recording - Blind and Dyslexic	816.6	816.6	100.0%	0.0	Grant to increase achievement of students with visual impairments
Longitudinal Data System - DOE	685.0	0.0	0.0%	0.0	Grants
Advanced Placement Classes/State	527.0	351.7	66.7%	137.8	Grants
Standards Assessment & Acct	510.2	0.0	0.0%	0.0	Grants for K-6 Arts, Learn Improve, Learning Standards, Student/Teacher Assessment
Arts & Foreign Language	500.0	475.6	95.1%	22.2	Grants
Learn & Serve America	500.0	175.2	0.0%	0.0	Competitive grants
Title IV - Safe and Drug Free	500.0	18.7	3.7%	0.0	Formula
IDEA - Bellefaire	500.0	452.7	90.5%	0.0	Grants to legislated school districts for reimbursement of excess cost
Deaf/Blind	500.0	239.5	47.9%	0.0	Grant to Philip J. Rock Center
Striving Readers	499.1	0.0	0.0%	0.0	Grants
Children's Mental Health Partner	250.0	0.0	0.0%	0.0	Grants
Tax Equivalent Grants	222.6	222.6	100.0%	0.0	Grants
After School Rescue Fund	200.0	0.0	0.0%	0.0	Grants to Schools for After School Programs

	<u>Funded Amount</u>	<u>Expended Year to Date</u>	<u>% Spent Year to Date</u>	<u>May Expenditures</u>	<u>Description</u>
Autism Training & Tech Assist.	100.0	100.0	100.0%	0.0	Grants to the IL Autism Training & Tech Assistance Program
Voc Ed - Federal Tech Prep	100.0	0.0	0.0%	0.0	Grants - assists students in achieving learning/occupational skills standards
Technology Literacy - ARRA	100.0	0.0	0.0%	0.0	Competitive - federal Stimulus
ROE Bus Driver Training	70.0	70.0	100.0%	0.0	ROE Bus Driver Training
Charter Schools-Rev Loan Fund	20.0	0.0	0.0%	0.0	Other/Repayment of loans
Teachers/Admin. Mentoring	0.0	0.0	0.0%	0.0	Grants
Principal Mentoring Program	0.0	0.0	0.0%	0.0	Grants

ILLINOIS STATE BOARD OF EDUCATION
Comparative Statement of Expenditures to Date (May 31, 2013)
Fiscal Years 2013 and 2012

	FY13				FY12			
	Appropriation Amount	Expenditures to Date (Direct)	Federal Indirect Cost Recovery Expenditures	Percentage to Date	Appropriation Amount	Expenditures to Date (Direct)	Federal Indirect Cost Recovery Expenditures	Percentage to Date
All Funds								
Personal Services and Related Expenditures	\$ 49,318,140	\$ 32,003,873	\$ 1,305,040	67.54%	\$ 48,983,447	\$ 33,036,699	\$ 2,039,247	67.44%
Contractual Services	32,001,924	10,239,602	476,424	33.49%	29,188,726	9,870,416	478,726	33.82%
Travel	2,237,719	862,441	41,469	40.39%	2,280,550	782,161	18,100	34.30%
Commodities	537,511	116,160	56,211	32.07%	504,968	81,338	23,668	16.11%
Printing	592,564	45,245	29,864	12.68%	584,060	27,017	21,360	4.63%
Equipment	1,215,256	193,268	83,056	22.74%	951,076	359,757	102,876	37.83%
Telecommunications	1,023,469	251,836	114,469	35.79%	919,746	287,558	76,946	31.26%
Operation of Automotive Equipment	23,800	18,015	-	75.69%	23,800	14,156	-	59.48%
Lump Sums	76,028,969	38,314,640	-	50.39%	69,374,578	29,141,788	-	42.01%
Sub-total	162,979,352	82,045,079	2,106,533	51.63%	152,810,951	73,600,890	2,760,923	48.16%
Awards and Grants	9,450,543,783	7,265,780,213	-	76.88%	10,363,322,454	7,689,508,156	-	74.20%
Construction Grants	109,125,824	16,793,178	-	15.39%	-	9,034,791	-	0.00%
Total All Funds	\$ 9,722,648,959	\$ 7,364,618,470	\$ 2,106,533	75.77%	\$ 10,516,133,405	\$ 7,772,143,837	\$ 2,760,923	73.91%

General Revenue Fund

Personal Services and Related Expenditures	\$ 16,745,700	\$ 15,057,118	\$ -	89.92%	\$ 16,745,700	\$ 15,025,134	\$ -	89.73%
Contractual Services	6,000,000	4,172,959	-	69.55%	4,500,000	2,948,964	-	65.53%
Travel	166,250	174,809	-	105.15%	232,450	128,534	-	55.30%
Commodities	71,300	31,096	-	43.61%	71,300	50,623	-	71.00%
Printing	64,700	11,465	-	17.72%	64,700	7,048	-	10.89%
Equipment	132,200	48,661	-	36.81%	132,200	57,242	-	43.30%
Telecommunications	450,000	251,836	-	55.96%	383,800	287,558	-	74.92%
Operation of Automotive Equipment	23,800	18,015	-	75.69%	23,800	14,156	-	59.48%
Lump Sums	30,246,302	25,862,035	-	85.50%	26,946,301	11,079,419	-	41.12%
Sub-total	53,900,252	45,627,992	-	84.65%	49,100,251	29,598,678	-	60.28%
Awards and Grants	2,209,146,283	1,740,399,715	-	78.78%	2,562,813,265	1,899,634,138	-	74.12%
Total General Revenue Fund	\$ 2,263,046,535	\$ 1,786,027,707	\$ -	78.92%	\$ 2,611,913,516	\$ 1,929,232,816	\$ -	73.86%

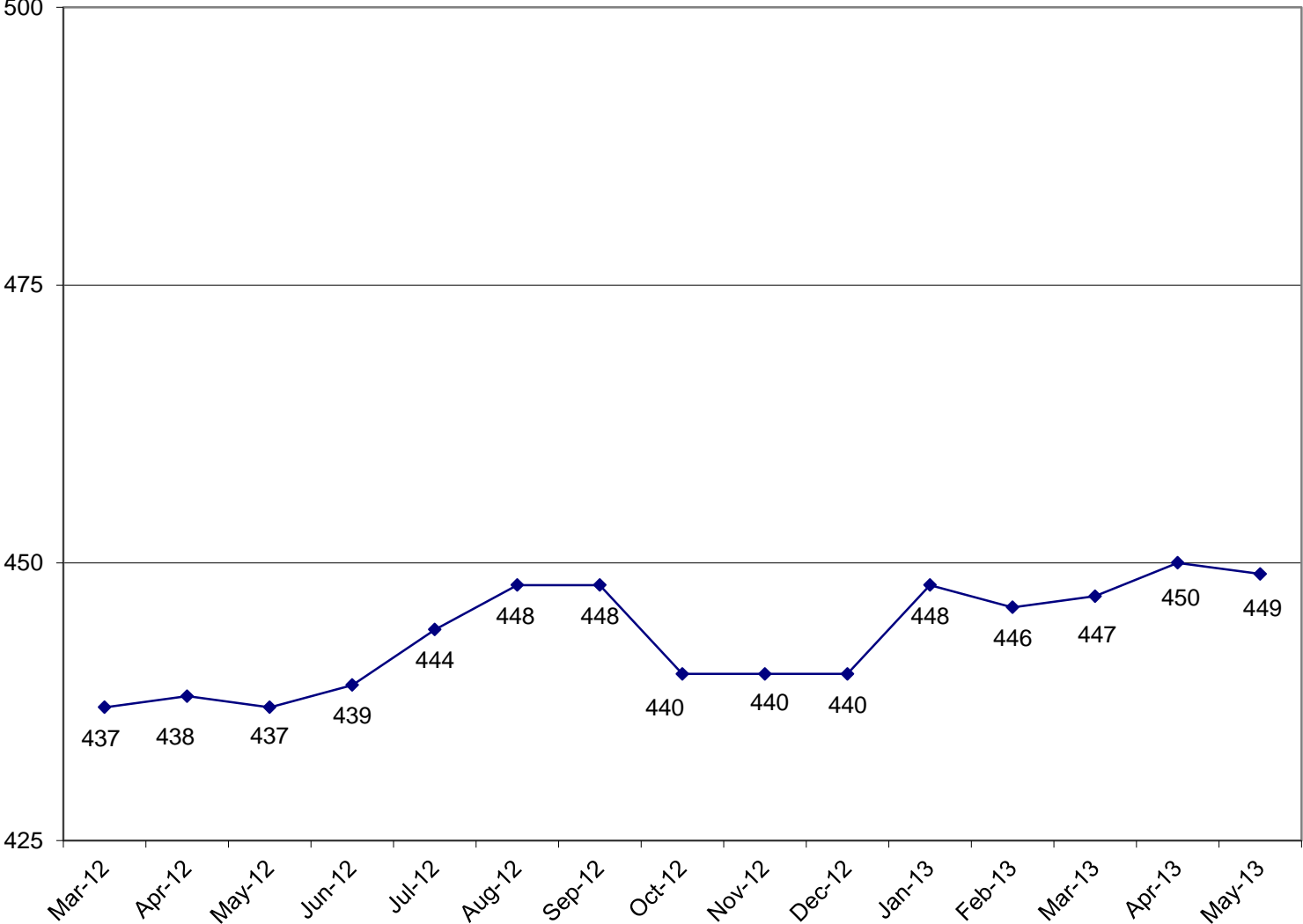
Other State Funds

Personal Services and Related Expenditures	-	-	-	0.00%	822,400	434,242	-	-
Lump Sums	24,108,900	3,824,644	-	15.86%	21,408,900	3,828,968	-	17.88%
Sub-total	24,108,900	3,824,644	-	15.86%	22,231,300	4,263,210	-	19.18%
Awards and Grants	4,323,697,500	3,928,304,799	-	90.86%	4,208,154,189	4,167,472,216	-	99.03%
Construction Grants	109,125,824	16,793,178	-	-	101,459,964	9,034,791	-	0.00%
Total Other State Funds	\$ 4,456,932,224	\$ 3,948,922,621	\$ -	88.60%	\$ 4,331,845,453	\$ 4,180,770,217	\$ -	96.51%

Federal Funds

Personal Services and Related Expenditures	\$ 31,267,400	\$ 16,946,755	\$ -	54.20%	\$ 29,376,100	\$ 17,577,323	\$ -	59.84%
Contractual Services	25,525,500	6,066,643	-	23.77%	24,210,000	6,921,452	-	28.59%
Travel	2,030,000	687,633	-	33.87%	2,030,000	653,627	-	32.20%
Commodities	410,000	85,064	-	20.75%	410,000	30,715	-	7.49%
Printing	498,000	33,780	-	6.78%	498,000	19,969	-	4.01%
Equipment	1,000,000	144,607	-	14.46%	716,000	302,515	-	42.25%
Telecommunications	459,000	-	-	0.00%	459,000	-	-	0.00%
Lump Sums	23,780,300	10,734,494	-	45.14%	23,780,300	16,994,324	-	71.46%
Sub-total	84,970,200	34,698,976	-	40.84%	81,479,400	42,499,925	-	52.16%
Awards and Grants	2,917,700,000	1,597,075,699	-	54.74%	3,592,355,000	1,622,401,802	-	45.16%
Total Federal Funds	\$ 3,002,670,200	\$ 1,631,774,675	\$ -	54.34%	\$ 3,673,834,400	\$ 1,664,901,727	\$ -	45.32%

**ILLINOIS STATE BOARD OF EDUCATION
HEADCOUNT AS OF MAY
2013**



**ILLINOIS STATE BOARD OF EDUCATION
AGENCY STAFF DETAIL AS OF MAY 2013**

	Mgmt.	Prof.	Support	GRF	Non-GRF	Total
STATE SUPERINTENDENT						
State Superintendent's Office	<u>1</u>	<u>3</u>	<u>0</u>	<u>3</u>	<u>1</u>	<u>4</u>
Sub-Total	1	3	0	3	1	4
GENERAL COUNSEL						
Legal	4	12	2	17	1	18
Governmental Relations	<u>0</u>	<u>2</u>	<u>0</u>	<u>2</u>	<u>0</u>	<u>2</u>
Sub-Total	4	14	2	19	1	20
INTERNAL AUDIT						
Center Administration	1	5	1	7	0	7
Federal and State Monitoring	<u>2</u>	<u>17</u>	<u>2</u>	<u>13</u>	<u>8</u>	<u>21</u>
Sub-Total	3	22	3	20	8	28
DEPUTY SUPERINTENDENT/ CHIEF EDUCATION OFFICER						
Center Administration	<u>1</u>	<u>0</u>	<u>1</u>	<u>2</u>	<u>0</u>	<u>2</u>
Sub-Total	1	0	1	2	0	2
INNOVATION AND IMPROVEMENT						
Center Administration	1	0	1	2	0	2
College and Career Readiness	2	13	1	9	7	16
Title Grant Administration	1	12	3	3	13	16
System of Support & District Intervention	<u>1</u>	<u>5</u>	<u>2</u>	<u>0</u>	<u>8</u>	<u>8</u>
Sub-Total	5	30	7	14	28	42
SPECIALIZED INSTRUCTION, NUTRITION & WELLNESS						
Center Administration	1	0	1	2	0	2
Special Education Services	3	58	6	5	62	67
Nutrition and Wellness Programs	<u>1</u>	<u>35</u>	<u>3</u>	<u>5</u>	<u>34</u>	<u>39</u>
Sub-Total	5	93	10	12	96	108
LANGUAGE & EARLY CHILDHOOD DEVELOPMENT						
Center Administration	1	0	1	2	0	2
Early Childhood	1	8	2	8	3	11
English Language Learning	<u>1</u>	<u>9</u>	<u>1</u>	<u>3</u>	<u>8</u>	<u>11</u>
Sub-Total	3	17	4	13	11	24
DIRECTOR OF ASSESSMENTS						
Assessment	<u>1</u>	<u>10</u>	<u>2</u>	<u>12</u>	<u>1</u>	<u>13</u>
Sub-Total	1	10	2	12	1	13
TEACHER AND LEADER EFFECTIVENESS						
Center Administration	1	0	0	1	0	1
Educator Licensure	1	11	14	13	13	26
Preparation and Evaluation	<u>1</u>	<u>3</u>	<u>3</u>	<u>7</u>	<u>0</u>	<u>7</u>
Sub-Total	3	14	17	21	13	34

	Mgmt.	Prof.	Support	GRF	Non-GRF	Total
CHIEF OPERATING OFFICER						
Center Administration	1	0	1	2	0	2
Human Resources	2	5	5	12	0	12
Facility Management	1	3	12	16	0	16
Information Technology	<u>4</u>	<u>46</u>	<u>4</u>	<u>54</u>	<u>0</u>	<u>54</u>
Sub-Total	8	54	22	84	0	84
CHIEF PERFORMANCE OFFICER						
Center Administration	4	4	2	7	3	10
Data Analysis and Accountability	<u>1</u>	<u>4</u>	<u>1</u>	<u>6</u>	<u>0</u>	<u>6</u>
Sub-Total	5	8	3	13	3	16
DEPUTY SUPERINTENDENT/ DIRECTOR OF PUBLIC INFORMATION						
Center Administration	1	0	1	2	0	2
Board Services	0	1	1	2	0	2
Public Information	<u>1</u>	<u>4</u>	<u>1</u>	<u>6</u>	<u>0</u>	<u>6</u>
Sub-Total	2	5	3	10	0	10
CHIEF FINANCIAL OFFICER						
Center Administration	1	0	1	2	0	2
Budget & Financial Management	0	3	0	3	0	3
Fiscal & Procurement Services	1	10	3	14	0	14
Funding and Disbursements	2	19	7	22	6	28
School Business Services	<u>2</u>	<u>13</u>	<u>2</u>	<u>17</u>	<u>0</u>	<u>17</u>
Sub-Total	6	45	13	58	6	64
GRAND TOTAL, ALL CENTERS	47	315	87	281	168	449
	10%	70%	19%	63%	37%	100%

ILLINOIS STATE BOARD OF EDUCATION
Personnel Transactions as of May 2013

Transaction Data:

	<u>FY03</u>	<u>FY04</u>	<u>FY05</u>	<u>FY06</u>	<u>FY07</u>	<u>FY08</u>	<u>FY09</u>	<u>FY10</u>	<u>FY11</u>	<u>FY12</u>	<u>FY13</u>
Begin Year	650	522	471	487	478	463	475	473	480	450	439
Hire Externally	29	20	77	37	44	54	30	51	23	53	54
Recall	11	19	4	4	0	1	1	0	1	0	0
Retire	-128	-34	-30	-25	-20	-19	-15	-25	-25	-38	-17
Resign	-13	-24	-31	-17	-33	-19	-12	-12	-25	-20	-25
Discharge	-2	-2	-4	-7	-5	-4	-5	-7	-3	-4	-1
Layoff	-22	-30	0	0	0	0	0	0	-1	0	0
Death	-3	0	0	-1	-1	0	0	0	0	-2	-1
Other	<u>0</u>	<u>0</u>	<u>0</u>	<u>0</u>	<u>0</u>	<u>-1</u>	<u>-1</u>	<u>0</u>	<u>0</u>	<u>0</u>	<u>0</u>
End Year	522	471	487	478	463	475	473	480	450	439	449

ILLINOIS STATE BOARD OF EDUCATION
FUNDING AND DISBURSEMENT SERVICES DIVISION
100 NORTH FIRST STREET, SPRINGFIELD, IL 62777

Approved Grants Less Than 1 Million

Thru Date:(05/01/2013-05/31/2013)

Program: 2012 - 3999, Other State Programs

<u>RCDT</u>	<u>District Name</u>	<u>City</u>	<u>Budget Amt</u>	<u>Approval Date</u>
50-082-1890-22(LP)	BOARD OF EDUCATION SD 189	EAST ST LOUIS	\$450,000	05/07/2013
			\$450,000	

**ILLINOIS STATE BOARD OF EDUCATION
FUNDING AND DISBURSEMENT SERVICES DIVISION
100 NORTH FIRST STREET, SPRINGFIELD, IL 62777**

Approved Grants Less Than 1 Million

Thru Date:(05/01/2013-05/31/2013)

Program: 2013 - 3220, Career & Technical Ed Improvement (CTEI)

<u>RCDT</u>	<u>District Name</u>	<u>City</u>	<u>Budget Amt</u>	<u>Approval Date</u>
03-026-7410-45(00)	BOND-FAYETTE-EFFINGHAM - EFE	VANDALIA	\$707,695	05/08/2013
04-000-0000-46(00)	CAREER ED ASSOC N CEN IL-EFE	ROCKFORD	\$723,219	05/17/2013
05-016-2070-46(00)	NORTH SUBURBAN EDUC REG-EFE	PARK RIDGE	\$755,416	05/17/2013
05-016-2140-46(00)	NORTHWEST EDUCATIONAL COUNCIL	ARLINGTON HTS	\$971,239	05/20/2013
06-016-2120-46(00)	DES PLAINES VALLEY EFE 030	RIVER GROVE	\$505,073	05/09/2013
07-016-2180-46(00)	MORAIN AREA CAREER SYST-EFE	OAK LAWN	\$740,260	05/17/2013
07-016-2270-46(00)	CAREER NETWORK SO COOK - EFE	OLYMPIA FIELDS	\$385,414	05/20/2013
07-016-2280-46(00)	CAREER DEVELPMT SYSTEM - EFE	OAK FOREST	\$622,465	05/09/2013
08-000-0000-46(00)	EAGLE RIDGE DELIVERY SYS-EFE	STOCKTON	\$299,882	05/01/2013
09-010-0080-46(00)	CHAMPAIGN-FORD EFE SYSTEM	CHAMPAIGN	\$460,225	05/13/2013
12-000-0000-46(00)	TWIN RIVERS REG VOC SYSTEM	ROBINSON	\$214,217	05/01/2013
12-013-0350-46(00)	CLAY-JASPER-RCHLND-N WAYN-EF	FLORA	\$308,438	05/13/2013
13-000-0000-46(00)	MCW CAREER AND TECHNICAL EDUC	SALEM	\$365,574	05/22/2013
17-064-0870-46(00)	MCLEAN-DEWITT REG SYSTM-EFE	BLOOMINGTON	\$607,161	05/20/2013
20-000-0000-46(00)	OHIO & WABASH VALLEY REG SYS	NORRIS CITY	\$490,154	05/09/2013
31-045-0460-46(00)	NORTHERN KANE VOC SYSTEM-EFE	ELGIN	\$923,999	05/17/2013
32-000-0000-47(00)	IROQUOIS AREA DEL SYSTEM-EFE	WATSEKA	\$122,720	05/13/2013
43-102-7210-45(00)	CENTRAL IL VOC ED COOP - EFE	METAMORA	\$243,453	05/17/2013
44-000-0000-46(00)	MCHENRY COUNTY CO-OP - EFE 1	WOODSTOCK	\$532,192	05/28/2013
45-000-0000-46(00)	OKAW REGIONAL VOC SYSTEM-EFE	CHESTER	\$408,548	05/28/2013
46-009-7000-45(00)	TWO RIVERS CAREER EDUCATION	BEARDSTOWN	\$227,615	05/15/2013
48-000-0000-46(00)	PEORIA EDUCATIONAL REGN-EFE	PEORIA	\$416,842	05/15/2013
53-000-0000-46(00)	TAZEWELL COUNTY DEL SYST-EFE	PEKIN	\$546,621	05/24/2013
55-098-0050-46(00)	WHITESIDE-EFE 230	STERLING	\$613,171	05/08/2013
60-105-4280-30(00)	JUVENILE JUSTICE DEPT OF	SPRINGFIELD	\$84,247	05/30/2013
65-108-9000-80(RS)	ILLINOIS DEPT OF HUMAN SERVICES	SPRINGFIELD	\$72,996	05/15/2013
			\$12,348,836	

Program: 2013 - 3225, Career & Technical Ed. - W.E.C.E.P.

<u>RCDT</u>	<u>District Name</u>	<u>City</u>	<u>Budget Amt</u>	<u>Approval Date</u>
41-057-0080-26(00)	BETHALTO CUSD 8	BETHALTO	\$122,119	05/08/2013
			\$122,119	

Program: 2013 - 3235, Agriculture Education

<u>RCDT</u>	<u>District Name</u>	<u>City</u>	<u>Budget Amt</u>	<u>Approval Date</u>
01-075-0030-26(20)	PLEASANT HILL CUSD 3	PLEASANT HILL	\$1,830	05/01/2013
02-091-0170-22(20)	COBDEN SUD 17	COBDEN	\$631	05/01/2013
02-091-0810-16(20)	ANNA JONESBORO CHSD 81	ANNA	\$862	05/28/2013
08-043-2100-26(20)	RIVER RIDGE CUSD 210	HANOVER	\$1,767	05/01/2013
08-043-2110-26(20)	SCALES MOUND CUSD 211	SCALES MOUND	\$2,208	05/01/2013
09-010-0010-26(20)	FISHER CUSD 1	FISHER	\$5,000	05/15/2013
11-012-002C-26(20)	MARSHALL CUSD 2C	MARSHALL	\$1,914	05/16/2013
11-021-3010-26(20)	TUSCOLA CUSD 301	TUSCOLA	\$1,872	05/01/2013
11-087-005A-26(20)	STEWARDSON-STRASBURG CUD 5A	STRASBURG	\$1,746	05/01/2013
13-058-5010-26(20)	SANDOVAL CUSD 501	SANDOVAL	\$5,000	05/08/2013
13-058-7220-26(20)	ODIN PUBLIC SCHOOL DIST 722	ODIN	\$1,956	05/01/2013
16-019-4250-26(20)	COMMUNITY UNIT DIST 425	SHABBONA	\$1,746	05/28/2013

**ILLINOIS STATE BOARD OF EDUCATION
FUNDING AND DISBURSEMENT SERVICES DIVISION
100 NORTH FIRST STREET, SPRINGFIELD, IL 62777**

Approved Grants Less Than 1 Million

Thru Date:(05/01/2013-05/31/2013)

17-064-0020-26(20)	LEROY CUSD 2	LE ROY	\$1,682	05/01/2013
17-064-0050-26(20)	MCLEAN COUNTY UD 5	NORMAL	\$5,000	05/17/2013
20-096-1000-26(20)	WAYNE CITY CUSD 100	WAYNE CITY	\$2,061	05/21/2013
22-029-0010-26(20)	ASTORIA CUSD 1	ASTORIA	\$1,262	05/01/2013
26-062-1030-26(20)	WEST PRAIRIE CUSD 103	COLCHESTER	\$2,713	05/08/2013
28-037-2300-26(20)	WETHERSFIELD CUSD 230	KEWANEE	\$1,977	05/08/2013
30-039-1650-16(20)	CARBONDALE CHSD 165	CARBONDALE	\$5,000	05/01/2013
31-045-3010-26(20)	CENTRAL CUSD 301	BURLINGTON	\$1,914	05/08/2013
33-048-2050-26(20)	GALESBURG CUSD 205	GALESBURG	\$1,556	05/20/2013
38-060-1910-26(20)	MIDWEST CENTRAL CUD 191	MANITO	\$1,746	05/01/2013
40-056-0080-26(20)	BUNKER HILL CUSD 8	BUNKER HILL	\$967	05/01/2013
40-056-0340-26(20)	NORTH MAC CUSD 34	GIRARD	\$1,283	05/01/2013
45-067-0050-26(20)	WATERLOO CUSD 5	WATERLOO	\$2,566	05/01/2013
46-009-0150-26(20)	BEARDSTOWN CUSD 15	BEARDSTOWN	\$1,346	05/09/2013
47-071-2220-26(20)	POLO CUSD 222	POLO	\$1,388	05/01/2013
48-072-2650-26(20)	FARMINGTON CENTRAL CUSD 265	FARMINGTON	\$2,376	05/28/2013
50-082-0770-16(20)	FREEBURG CHSD 77	FREEBURG	\$1,935	05/09/2013
65-108-9010-80(20)	ILLINOIS ST UNIVERSITY LAB S	NORMAL	\$5,000	05/10/2013
			<hr/>	
			\$68,304	
			<hr/>	

Program: 2013 - 3305, Bilingual Ed. - T.P.I. & T.B.E.

<u>RCDT</u>	<u>District Name</u>	<u>City</u>	<u>Budget Amt</u>	<u>Approval Date</u>
05-016-0680-02(00)	SKOKIE SD 68	SKOKIE	\$112,956	05/09/2013
05-016-2070-17(00)	MAINE TWP HSD 207	PARK RIDGE	\$155,743	05/16/2013
05-016-2110-17(00)	TOWNSHIP HSD 211	PALATINE	\$277,734	05/15/2013
05-016-2250-17(00)	NORTHFIELD THSD 225	GLENVIEW	\$63,660	05/17/2013
06-016-1020-02(00)	COOK CO SCHOOL DIST 102	LA GRANGE PAR	\$31,599	05/10/2013
06-016-2090-17(00)	PROVISO TWP HSD 209	FOREST PARK	\$275,151	05/23/2013
07-016-1090-02(00)	INDIAN SPRINGS SD 109	JUSTICE	\$287,066	05/03/2013
07-016-1600-02(00)	COUNTRY CLUB HILLS SD 160	COUNTRY CLUB H	\$5,699	05/09/2013
07-016-2200-17(00)	REAVIS TWP HSD 220	BURBANK	\$62,639	05/09/2013
07-016-2280-16(00)	BREMEN CHSD 228	MIDLOTHIAN	\$34,007	05/01/2013
08-089-1450-22(00)	FREEPORT SD 145	FREEPORT	\$36,170	05/17/2013
09-010-0040-26(00)	CHAMPAIGN CUSD 4	CHAMPAIGN	\$234,527	05/16/2013
09-010-1160-22(00)	URBANA SD 116	URBANA	\$263,629	05/16/2013
19-022-0040-02(00)	COUNTY OF DUPAGE SCHOOL DIST 4	ADDISON	\$612,772	05/09/2013
19-022-1810-04(00)	COMM CONS SCH DIST 181	BURR RIDGE	\$25,209	05/03/2013
19-022-2030-26(00)	COMMUNITY UNIT DISTRICT 203	NAPERVILLE	\$326,005	05/08/2013
30-039-0950-02(00)	CARBONDALE ESD 95	CARBONDALE	\$66,788	05/28/2013
31-045-1010-22(00)	BATAVIA USD 101	BATAVIA	\$82,060	05/16/2013
31-045-3020-26(00)	KANELAND CUSD 302	MAPLE PARK	\$31,785	05/16/2013
31-045-3030-26(00)	COMMUNITY UNIT SCHOOL DIST 303	SAINT CHARLES	\$217,424	05/15/2013
34-049-0750-02(00)	COUNTY OF LAKE SCHOOL DIST 75	MUNDELEIN	\$211,304	05/30/2013
34-049-0760-02(00)	SCHOOL DIST 76	MUNDELEIN	\$163,319	05/21/2013
34-049-1260-17(00)	ZION-BENTON THSD 126	ZION	\$30,940	05/30/2013
44-063-1650-03(00)	MARENGO-UNION ECSD 165	MARENGO	\$48,269	05/17/2013
50-082-1890-22(00)	BOARD OF EDUCATION SD 189	EAST ST LOUIS	\$17,150	05/15/2013
51-084-1860-25(00)	SPRINGFIELD SD 186	SPRINGFIELD	\$40,081	05/30/2013
55-098-0050-26(00)	COMMUNITY UNIT SCHOOL DISTRICT	STERLING	\$69,767	05/29/2013

**ILLINOIS STATE BOARD OF EDUCATION
FUNDING AND DISBURSEMENT SERVICES DIVISION
100 NORTH FIRST STREET, SPRINGFIELD, IL 62777**

Approved Grants Less Than 1 Million

Thru Date:(05/01/2013-05/31/2013)

56-099-0910-02(00)	LOCKPORT SD 91	LOCKPORT	\$6,684	05/30/2013
			\$3,790,137	

Program: 2013 - 3695, Truants Alternative/Optional Ed.

<u>RCDT</u>	<u>District Name</u>	<u>City</u>	<u>Budget Amt</u>	<u>Approval Date</u>
02-000-0000-00(13)	REGIONAL OFFICE OF EDUCATION02	ULLIN	\$113,584	05/09/2013
20-000-0000-00(12)	REGIONAL OFFICE OF EDUCATION20	HARRISBURG	\$107,199	05/21/2013
35-000-0000-00(12)	REGIONAL OFFICE OF EDUCATION35	OTTAWA	\$77,806	05/09/2013
40-056-0010-26(11)	COUNTY OF MACOUPIN CUSD 1	CARLINVILLE	\$84,392	05/21/2013
44-063-2000-26(13)	COMMUNITY UNIT SCHOOL DIST 200	WOODSTOCK	\$51,558	05/09/2013
			\$434,539	

Program: 2013 - 3696, Regional Safe Schools

<u>RCDT</u>	<u>District Name</u>	<u>City</u>	<u>Budget Amt</u>	<u>Approval Date</u>
20-000-0000-00(00)	REGIONAL OFFICE OF EDUCATION20	HARRISBURG	\$63,970	05/09/2013
24-000-0000-00(00)	REGIONAL OFFICE OF EDUCATION24	MORRIS	\$120,470	05/21/2013
45-000-0000-00(00)	REGIONAL OFFICE OF EDUCATION45	WATERLOO	\$53,734	05/23/2013
			\$238,174	

Program: 2013 - 3705, Early Childhood - Block Grant

<u>RCDT</u>	<u>District Name</u>	<u>City</u>	<u>Budget Amt</u>	<u>Approval Date</u>
01-001-0020-26(00)	LIBERTY CUSD 2	LIBERTY	\$133,123	05/03/2013
01-001-1720-22(00)	QUINCY SD 172	QUINCY	\$584,760	05/30/2013
01-075-0100-26(00)	PIKELAND CUSD 10	PITTSFIELD	\$260,473	05/22/2013
02-077-1010-26(00)	MERIDIAN CUSD 101	MOUNDS	\$257,488	05/23/2013
02-091-0370-04(00)	ANNA SD 37	ANNA	\$105,846	05/30/2013
02-091-0430-04(00)	JONESBORO CCSD 43	JONESBORO	\$109,745	05/29/2013
03-003-0020-26(00)	BOND COUNTY 2	GREENVILLE	\$586,676	05/29/2013
04-004-006P-00(00)	GOT KIDZ CHILD CARE INC	BELVIDERE	\$110,352	05/29/2013
04-101-3200-26(00)	COUNTY OF WINNEBAGO SD 320	SOUTH BELOIT	\$220,704	05/20/2013
05-016-0590-04(00)	COMMUNITY CONSOLIDATED SD 59	ARLINGTON HTS	\$454,919	05/30/2013
05-016-0650-04(01)	EVANSTON C C SCHOOL DIST 65	EVANSTON	\$459,800	05/08/2013
06-016-0810-02(00)	SCHILLER PARK SD 81	SCHILLER PARK	\$365,286	05/13/2013
06-016-0840-02(00)	FRANKLIN PARK SD 84	FRANKLIN PARK	\$110,352	05/06/2013
06-016-0890-02(00)	COOK CO BD OF ED 89	MELROSE PARK	\$441,408	05/14/2013
06-016-1000-02(00)	BOARD OF EDUCATION SD 100	BERWYN	\$331,056	05/24/2013
06-016-1020-02(00)	COOK CO SCHOOL DIST 102	LA GRANGE PAR	\$52,418	05/15/2013
06-016-4010-26(00)	ELMWOOD PARK SD 401	ELMWOOD PARK	\$112,127	05/01/2013
06-016-5270-51(00)	MORTON COLLEGE DISTRICT 527	CICERO	\$165,528	05/14/2013
07-016-1100-02(00)	CENTRAL STICKNEY SD 110	CHICAGO	\$100,409	05/09/2013
07-016-1170-02(00)	NORTH PALOS SD 117	PALOS HILLS	\$611,218	05/22/2013
07-016-1220-02(00)	COUNTY OF COOK SCHOOL DIST 122	OAK LAWN	\$551,760	05/24/2013
07-016-1230-02(00)	OAK LAWN-HOMETOWN S D 123	OAK LAWN	\$165,528	05/23/2013
07-016-1300-02(01)	COOK COUNTY SD 130	BLUE ISLAND	\$252,028	05/06/2013
07-016-1330-02(00)	COOK COUNTY SCHOOL DISTRICT 133	RIVERDALE	\$214,217	05/28/2013
07-016-1420-02(00)	FOREST RIDGE SD 142	OAK FOREST	\$220,541	05/15/2013
07-016-1480-02(00)	BOARD OF EDUC SCHOOL DIST 148	RIVERDALE	\$240,704	05/03/2013
07-016-1590-02(00)	ELEM SD 159 - MATTESON	MATTESON	\$356,052	05/17/2013
07-016-1600-02(00)	COUNTRY CLUB HILLS SD 160	COUNTRY CLUB H	\$110,352	05/30/2013
07-016-1620-02(00)	MATTESON SCHOOL DISTRICT 162	RIGHTON PARK	\$331,056	05/29/2013

**ILLINOIS STATE BOARD OF EDUCATION
FUNDING AND DISBURSEMENT SERVICES DIVISION
100 NORTH FIRST STREET, SPRINGFIELD, IL 62777**

Approved Grants Less Than 1 Million

Thru Date:(05/01/2013-05/31/2013)

07-016-1690-02(00)	FORD HEIGHTS SD 169	FORD HEIGHTS	\$170,126	05/24/2013
08-008-3140-26(00)	WEST CARROLL CUSD 314	THOMSON	\$642,523	05/20/2013
09-000-0000-00(00)	REGIONAL OFFICE OF EDUCATION09	RANTOUL	\$683,083	05/29/2013
09-010-0040-26(00)	CHAMPAIGN CUSD 4	CHAMPAIGN	\$911,610	05/30/2013
10-068-0220-26(01)	NOKOMIS CUSD 22	NOKOMIS	\$31,941	05/14/2013
11-012-003C-26(00)	MARTINSVILLE CUSD 3C	MARTINSVILLE	\$55,176	05/20/2013
11-021-3060-26(00)	ARCOLA CUSD 306	ARCOLA	\$167,091	05/09/2013
11-023-0010-26(01)	SHILOH CUSD 1	HUME	\$59,884	05/24/2013
11-023-0060-26(00)	COMMUNITY UNIT SCHOOL DIST NO 6	CHRISMAN	\$93,799	05/15/2013
12-000-0000-00(00)	REGIONAL OFFICE OF EDUCATION12	OLNEY	\$496,584	05/03/2013
12-013-0100-26(00)	CLAY CITY CUSD 10	CLAY CITY	\$76,364	05/01/2013
12-017-0020-26(00)	COMMUNITY UNIT SCHOOL DIST 2	ROBINSON	\$219,795	05/22/2013
12-017-006P-00(00)	KIDS KINGDOM PRESCHOOL INC	OBLONG	\$110,352	05/14/2013
12-051-0100-26(00)	RED HILL CUSD 10	BRIDGEPORT	\$220,704	05/30/2013
12-051-0200-26(00)	COMMUNITY UNIT SCHOOL DIST NO 20	LAWRENCEVILL	\$220,704	05/30/2013
12-080-0020-26(00)	COUNTY OF RICHLAND	NOBLE	\$86,262	05/03/2013
12-080-007p-00(00)	CHILD DEVELOPMENT PARTNERS LLC	OLNEY	\$115,870	05/22/2013
13-014-0600-02(00)	GERMANTOWN SD 60	GERMANTOWN	\$45,190	05/17/2013
13-058-5010-26(00)	SANDOVAL CUSD 501	SANDOVAL	\$96,601	05/23/2013
16-019-4280-26(00)	DEKALB CUSD 428	DE KALB	\$496,584	05/29/2013
16-019-4300-26(00)	SANDWICH CUSD 430	SANDWICH	\$220,704	05/13/2013
17-020-0180-26(00)	BLUE RIDGE CUSD 18	FARMER CITY	\$199,540	05/06/2013
17-053-4290-04(00)	PONTIAC CCSD 429	PONTIAC	\$220,704	05/13/2013
17-064-0870-25(00)	BLOOMINGTON PUBLIC SCHOOLS	BLOOMINGTON	\$624,104	05/29/2013
19-000-0000-00(01)	REGIONAL OFFICE OF EDUCATION19	WHEATON	\$113,111	05/22/2013
19-022-0200-02(01)	KEENEYVILLE SD 20	HANOVER PARK	\$58,923	05/09/2013
19-022-0450-02(00)	VILLA PARK SD 45	VILLA PARK	\$227,841	05/09/2013
19-022-2030-26(00)	COMMUNITY UNIT DISTRICT 203	NAPERVILLE	\$331,056	05/29/2013
20-030-0070-26(00)	GALLATIN CUSD 7	JUNCTION	\$185,318	05/03/2013
20-083-0020-26(00)	CARRIER MILLS-STONEFORT CUSD 2	CARRIER MILLS	\$87,136	05/20/2013
20-083-0030-26(00)	HARRISBURG CUSD 3	HARRISBURG	\$285,508	05/01/2013
20-096-009P-00(01)	KIDDIE KOLLEGE OF FAIRFIELD INC	FAIRFIELD	\$146,800	05/08/2013
20-097-0010-26(00)	GRAYVILLE CUSD 1	GRAYVILLE	\$102,337	05/24/2013
20-097-0050-26(00)	CARMI-WHITE COUNTY CUSD 5	CARMI	\$240,852	05/23/2013
22-029-0030-26(00)	FULTON COUNTY CUSD 3	CUBA	\$66,265	05/22/2013
26-000-0000-00(01)	REGIONAL OFFICE OF EDUCATION26	MACOMB	\$286,166	05/06/2013
26-062-1700-26(00)	BUSHNELL PRAIRIE CITY CUSD 170	BUSHNELL	\$139,608	05/09/2013
28-006-1150-02(01)	PRINCETON ELEM SD 115	PRINCETON	\$97,582	05/16/2013
28-088-0010-26(00)	BRADFORD CUSD 1	BRADFORD	\$42,744	05/01/2013
30-039-1400-04(01)	UNITY POINT CCSD 140	CARBONDALE	\$99,399	05/09/2013
32-046-0010-26(00)	MOMENCE COMM UNIT SCH DIST 1	MOMENCE	\$220,704	05/24/2013
32-046-2560-04(00)	ST ANNE CCSD 256	ST ANNE	\$110,352	05/28/2013
34-049-0340-04(00)	ANTIOCH CCSD 34	ANTIOCH	\$275,880	05/24/2013
34-049-0600-26(01)	COMMUNITY UNIT SCHOOL DIST 60	WAUKEGAN	\$147,136	05/06/2013
34-049-1180-26(00)	WAUCONDA CUSD 118	WAUCONDA	\$167,446	05/23/2013
35-050-1250-02(00)	OGLESBY ESD 125	OGLESBY	\$432,506	05/08/2013
35-050-1250-02(01)	OGLESBY ESD 125	OGLESBY	\$40,427	05/09/2013
35-050-1410-02(00)	OTTAWA ESD 141	OTTAWA	\$524,996	05/06/2013
38-065-2130-26(00)	ATHENS CUSD 213	ATHENS	\$240,704	05/24/2013

**ILLINOIS STATE BOARD OF EDUCATION
FUNDING AND DISBURSEMENT SERVICES DIVISION
100 NORTH FIRST STREET, SPRINGFIELD, IL 62777**

Approved Grants Less Than 1 Million

Thru Date:(05/01/2013-05/31/2013)

39-055-0010-26(00)	ARGENTA-OREANA CUSD 1	ARGENTA	\$174,285	05/29/2013
39-055-0110-26(00)	WARRENSBURG-LATHAM CUSD 11	WARRENSBURG	\$110,352	05/13/2013
39-074-0390-26(00)	ATWOOD HAMMOND CUSD 39	ATWOOD	\$80,545	05/30/2013
40-031-0010-26(00)	CARROLLTON CUSD 1	CARROLLTON	\$110,352	05/08/2013
40-031-0030-26(00)	NORTH GREENE USD 3	WHITE HALL	\$248,446	05/30/2013
40-031-0030-26(01)	NORTH GREENE USD 3	WHITE HALL	\$83,170	05/24/2013
40-056-0020-26(00)	NORTHWESTERN CUSD 2	PALMYRA	\$110,352	05/17/2013
40-056-0020-26(01)	NORTHWESTERN CUSD 2	PALMYRA	\$36,968	05/09/2013
40-056-0050-26(00)	MT OLIVE CUSD 5	MOUNT OLIVE	\$114,226	05/03/2013
41-057-0010-26(00)	ROXANA CUSD 1	ROXANA	\$275,880	05/14/2013
41-057-0020-26(00)	TRIAD CUSD 2	TROY	\$220,704	05/21/2013
41-057-0070-26(00)	EDWARDSVILLE SD 7	EDWARDSVILLE	\$411,740	05/30/2013
41-057-0080-26(00)	BETHALTO CUSD 8	BETHALTO	\$161,474	05/30/2013
41-057-0100-26(00)	COLLINSVILLE CUSD 10	COLLINSVILLE	\$392,472	05/14/2013
41-057-0100-26(01)	COLLINSVILLE CUSD 10	COLLINSVILLE	\$131,078	05/13/2013
41-057-0130-02(00)	EAST ALTON SD 13	EAST ALTON	\$669,357	05/30/2013
41-057-0150-03(00)	WOOD RIVER-HARTFORD ESD 15	WOOD RIVER	\$300,705	05/21/2013
43-078-5350-26(00)	PUTNAM COUNTY CU SCHOOL DIST 535	GRANVILLE	\$220,704	05/30/2013
43-102-0690-61(01)	WOODFORD COUNTY SPEC EDUC AS	METAMORA	\$82,176	05/13/2013
44-063-0360-02(00)	HARRISON SD 36	WONDER LAKE	\$110,352	05/17/2013
44-063-1580-22(00)	HUNTLEY SCHOOL DISTRICT NO 158	ALGONQUIN	\$226,994	05/01/2013
44-063-2000-26(00)	COMMUNITY UNIT SCHOOL DIST 200	WOODSTOCK	\$993,167	05/03/2013
45-079-1400-26(00)	SPARTA CUSD 140	SPARTA	\$211,622	05/15/2013
46-069-0270-26(00)	TRIOPIA CUSD 27	CONCORD	\$87,339	05/30/2013
46-069-1170-22(00)	JACKSONVILLE SD 117	JACKSONVILLE	\$842,456	05/09/2013
47-071-2310-04(00)	ROCHELLE CCD 231	ROCHELLE	\$180,242	05/29/2013
48-072-005P-00(00)	CATHOLIC CHARITIES OF THE	PEORIA	\$97,478	05/03/2013
49-081-0400-22(00)	MOLINE USD 40	MOLINE	\$863,140	05/30/2013
50-082-0090-26(00)	LEBANON CUSD 9	LEBANON	\$46,900	05/01/2013
50-082-1150-02(00)	WHITESIDE SD 115	BELLEVILLE	\$165,528	05/28/2013
50-082-1960-26(00)	DUPO CUSD 196	DUPO	\$244,614	05/23/2013
51-084-0110-26(00)	PAWNEE COMM UNIT SCHOOL DIST	PAWNEE	\$35,902	05/08/2013
51-084-0140-26(00)	RIVERTON CUSD 14	RIVERTON	\$329,940	05/24/2013
51-084-0160-26(00)	COMMUNITY UNIT DISTRICT NO 16	NEW BERLIN	\$165,528	05/09/2013
53-090-7010-26(00)	DEER CREEK-MACKINAW CUSD 701	MACKINAW	\$55,176	05/14/2013
56-099-046P-00(01)	COUNTY OF WILL	JOLIET	\$96,486	05/23/2013
56-099-060P-00(00)	GODLEY PARK DISTRICT	GODLEY	\$53,334	05/22/2013
56-099-2020-22(00)	PLAINFIELD SD 202	PLAINFIELD	\$882,816	05/24/2013
56-099-2040-17(01)	JOLIET TWP HSD 204	JOLIET	\$56,518	05/09/2013
56-099-209U-26(00)	WILMINGTON CUSD 209U	WILMINGTON	\$110,352	05/01/2013
56-099-255U-26(00)	REED CUSTER CUSD 255U	BRAIDWOOD	\$86,810	05/03/2013
56-099-365U-26(00)	VALLEY VIEW CUSD 365U	ROMEOVILLE	\$287,493	05/22/2013
56-099-5270-51(00)	GOVERNORS STATE UNIVERSITY	UNIV PARK	\$321,795	05/15/2013
64-108-6750-51(01)	ABILITIES PLUS INC	KEWANEE	\$101,303	05/22/2013
65-108-5530-51(01)	BETHEL NEW LIFE	CHICAGO	\$272,597	05/01/2013
65-108-5600-51(01)	CHILDRENS HOME ASSOC OF ILL	PEORIA	\$285,021	05/17/2013
			\$30,097,907	

Program: 2013 - 3730, ROE/ISC Operations

**ILLINOIS STATE BOARD OF EDUCATION
FUNDING AND DISBURSEMENT SERVICES DIVISION
100 NORTH FIRST STREET, SPRINGFIELD, IL 62777**

Approved Grants Less Than 1 Million

Thru Date:(05/01/2013-05/31/2013)

<u>RCDT</u>	<u>District Name</u>	<u>City</u>	<u>Budget Amt</u>	<u>Approval Date</u>
39-000-0000-00(00)	REGIONAL OFFICE OF EDUCATION39	DECATUR	\$31,431	05/23/2013
			\$31,431	

Program: 2013 - 4107, Title VI - Rural Education Initiative

<u>RCDT</u>	<u>District Name</u>	<u>City</u>	<u>Budget Amt</u>	<u>Approval Date</u>
13-058-1110-02(00)	SALEM SD 111	SALEM	\$18,295	05/02/2013
26-062-1700-26(00)	BUSHNELL PRAIRIE CITY CUSD 170	BUSHNELL	\$14,940	05/10/2013
40-031-0030-26(00)	NORTH GREENE USD 3	WHITE HALL	\$17,183	05/17/2013
47-071-2310-04(00)	ROCHELLE CCD 231	ROCHELLE	\$32,500	05/17/2013
			\$82,918	

Program: 2013 - 4227, Nutrition Training Grants

<u>RCDT</u>	<u>District Name</u>	<u>City</u>	<u>Budget Amt</u>	<u>Approval Date</u>
12-080-0010-26(TG)	EAST RICHLAND CUSD 1	OLNEY	\$940	05/29/2013
13-058-5010-26(TG)	SANDOVAL CUSD 501	SANDOVAL	\$940	05/29/2013
			\$1,880	

Program: 2013 - 4300, Title I - Low Income

<u>RCDT</u>	<u>District Name</u>	<u>City</u>	<u>Budget Amt</u>	<u>Approval Date</u>
02-091-0810-16(00)	ANNA JONESBORO CHSD 81	ANNA	\$155,364	05/23/2013
02-091-0840-26(00)	SHAWNEE CUSD 84	WOLF LAKE	\$220,465	05/23/2013
03-026-2010-26(00)	BROWNSTOWN CUSD 201	BROWNSTOWN	\$127,827	05/23/2013
03-026-2040-26(00)	RAMSEY CUSD 204	RAMSEY	\$200,921	05/22/2013
04-101-2070-16(00)	HONONEGAH CHSD 207	ROCKTON	\$164,686	05/08/2013
05-016-0735-02(00)	SKOKIE SD 73-5	SKOKIE	\$160,053	05/09/2013
06-016-0800-02(00)	BOARD OF EDUCATION DISTRICT 80	NORRIDGE	\$140,671	05/29/2013
06-016-0830-02(00)	COOK CNTY BD EDUCATION 083	FRANKLIN PARK	\$634,370	05/30/2013
06-016-0840-02(00)	FRANKLIN PARK SD 84	FRANKLIN PARK	\$264,961	05/08/2013
06-016-0845-02(00)	RHODES SD 84-5	RIVER GROVE	\$278,179	05/15/2013
06-016-0925-02(00)	WESTCHESTER SD 92-5	WESTCHESTER	\$152,425	05/23/2013
06-016-1020-02(00)	COOK CO SCHOOL DIST 102	LA GRANGE PAR	\$210,262	05/08/2013
06-016-1030-02(00)	LYONS SD 103	LYONS	\$609,058	05/14/2013
07-016-113A-02(00)	LEMONT-BROMBEREK CSD 113A	LEMONT	\$228,109	05/22/2013
07-016-1230-02(00)	OAK LAWN-HOMETOWN S D 123	OAK LAWN	\$520,539	05/17/2013
07-016-1500-02(00)	MCKINLEY SCHOOL	SOUTH HOLLAN	\$242,316	05/20/2013
07-016-1630-02(00)	PARK FOREST SD 163	PARK FOREST	\$799,327	05/17/2013
07-016-1940-02(00)	STEGER SD194	STEGER	\$364,804	05/01/2013
07-016-2100-17(00)	LEMONT TWP HSD 210	LEMONT	\$53,913	05/29/2013
08-043-2050-26(00)	WARREN CUSD 205	WARREN	\$54,314	05/14/2013
08-089-2020-26(00)	LENA WINSLOW CUSD 202	LENA	\$110,729	05/08/2013
09-010-1300-04(00)	THOMASBORO CCSD 130	THOMASBORO	\$145,168	05/08/2013
09-010-1930-17(00)	RANTOUL TWP HSD 193	RANTOUL	\$396,823	05/09/2013
09-027-0100-26(00)	PAXTON BUCKLEY LODA CUSD	PAXTON	\$287,925	05/09/2013
10-011-0030-26(00)	COUNTY OF CHRISTIAN TAYLORVILLE	TAYLORVILLE	\$513,185	05/14/2013
10-068-0030-26(00)	HILLSBORO CUSD 3	HILLSBORO	\$556,994	05/09/2013
11-023-0950-25(00)	SCHOOL DISTRICT NO 95	PARIS	\$544,730	05/01/2013
11-070-3000-26(00)	SULLIVAN C U SCHOOL DIST 300	SULLIVAN	\$234,613	05/08/2013
11-087-0010-26(00)	WINDSOR CUSD 1	WINDSOR	\$66,741	05/21/2013
12-013-0100-26(00)	CLAY CITY CUSD 10	CLAY CITY	\$86,920	05/09/2013

**ILLINOIS STATE BOARD OF EDUCATION
FUNDING AND DISBURSEMENT SERVICES DIVISION
100 NORTH FIRST STREET, SPRINGFIELD, IL 62777**

Approved Grants Less Than 1 Million

Thru Date:(05/01/2013-05/31/2013)

12-013-0350-26(00)	FLORA CUSD 35	FLORA	\$360,111	05/30/2013
12-017-0010-26(00)	COUNTY OF CRAWFORD CUSD 1	HUTSONVILLE	\$82,238	05/14/2013
12-017-0020-26(00)	COMMUNITY UNIT SCHOOL DIST 2	ROBINSON	\$370,765	05/29/2013
12-017-0030-26(00)	CRAWFORD COUNTY	PALESTINE	\$101,312	05/09/2013
12-040-0010-26(00)	JASPER COUNTY CUD 1	NEWTON	\$276,524	05/30/2013
12-051-0100-26(00)	RED HILL CUSD 10	BRIDGEPORT	\$267,140	05/08/2013
13-058-6000-16(00)	SALEM CHSD 600	SALEM	\$196,826	05/14/2013
17-053-0050-26(00)	WOODLAND CUSD 5	STREATOR	\$103,181	05/09/2013
17-053-0740-27(00)	FLANAGAN-CORNELL UNIT DIST 74	FLANAGAN	\$45,432	05/22/2013
17-064-0030-26(00)	TRI VALLEY CUSD 3	DOWNS	\$67,239	05/22/2013
19-022-0040-02(00)	COUNTY OF DUPAGE SCHOOL DIST 4	ADDISON	\$927,617	05/07/2013
19-022-0070-02(00)	WOOD DALE SD 7	WOOD DALE	\$177,432	05/03/2013
19-022-0120-02(00)	ROSELLE SD 12	ROSELLE	\$54,021	05/21/2013
19-022-0160-02(00)	QUEEN BEE SD 16	GLENDALE HTS	\$267,877	05/02/2013
19-022-0660-02(00)	CENTER CASS SD 66	DOWNERS GVE	\$74,397	05/14/2013
19-022-0860-17(00)	HINSDALE DIST 86	HINSDALE	\$270,006	05/13/2013
19-022-0990-16(00)	COMMUNITY HIGH SCHOOL DIST 99	DOWNERS GRO	\$342,715	05/10/2013
19-022-1080-16(00)	LAKE PARK CHSD 108	ROSELLE	\$166,119	05/03/2013
19-022-1800-04(00)	COMM CONS SCH DIST 180	BURR RIDGE	\$207,341	05/07/2013
20-024-0010-26(00)	EDWARDS COUNTY CUSD 1	ALBION	\$141,833	05/14/2013
20-030-0070-26(00)	GALLATIN CUSD 7	JUNCTION	\$302,598	05/22/2013
20-035-0010-26(00)	HARDIN CNTY CUD 1	ELIZABETHTOW	\$258,942	05/23/2013
20-083-0020-26(00)	CARRIER MILLS-STONEFORT CUSD 2	CARRIER MILLS	\$142,651	05/14/2013
20-083-0030-26(00)	HARRISBURG CUSD 3	HARRISBURG	\$660,767	05/23/2013
20-096-0060-04(00)	COMMUNITY CONSOLIDATED DIST 6	FAIRFIELD	\$53,880	05/29/2013
20-097-0010-26(00)	GRAYVILLE CUSD 1	GRAYVILLE	\$121,954	05/14/2013
20-097-0030-26(00)	NORRIS CITY-OMAHA-ENFIELD CU 3	NORRIS CITY	\$239,576	05/29/2013
21-028-1680-26(00)	FRANKFORT COMMUNITY UNIT 168	WEST FRANKFOR	\$831,863	05/22/2013
21-028-1960-26(00)	SESSER-VALIER CUSD 196	SESSER	\$296,155	05/29/2013
22-029-0660-25(00)	CANTON UNION SD 66	CANTON	\$646,412	05/09/2013
22-029-1760-26(00)	AVON CUSD 176	AVON	\$77,369	05/09/2013
24-047-3080-26(00)	OSWEGO CUSD 308	OSWEGO	\$975,674	05/10/2013
25-041-0050-04(00)	COUNTY OF JEFFERSON	OPDYKE	\$127,479	05/09/2013
26-034-3270-04(00)	DALLAS ELEMENTARY SCHOOL	DALLAS CITY	\$50,382	05/23/2013
26-034-3470-04(00)	LA HARPE COMMUNITY SCHOOL	LA HARPE	\$33,827	05/30/2013
27-094-2380-26(00)	MONMOUTH-ROSEVILLE CUSD 238	MONMOUTH	\$474,846	05/23/2013
28-037-2280-26(00)	GENESEO CUSD 228	GENESEO	\$202,608	05/23/2013
28-088-0010-26(00)	BRADFORD CUSD 1	BRADFORD	\$91,975	05/08/2013
30-039-1300-04(00)	GIANT CITY CCSD 130	CARBONDALE	\$60,518	05/22/2013
30-039-1860-26(00)	COUNTY OF JACKSON	MURPHYSBORO	\$872,088	05/09/2013
31-045-3040-26(00)	GENEVA CUSD 304	GENEVA	\$252,015	05/13/2013
32-046-0010-26(00)	MOMENCE COMM UNIT SCH DIST 1	MOMENCE	\$307,508	05/28/2013
32-046-0610-02(00)	BRADLEY SD 61	BRADLEY	\$327,588	05/29/2013
32-046-3020-16(00)	ST ANNE CHSD 302	SAINT ANNE	\$101,308	05/28/2013
34-049-0060-02(00)	ZION ESD 6	ZION	\$933,864	05/21/2013
34-049-0460-04(00)	COMMUNITY CONSOLIDATED SCHOOL	GRAYSLAKE	\$277,385	05/20/2013
34-049-1120-02(00)	NORTH SHORE SD 112	HIGHLAND PARK	\$439,495	05/21/2013
34-049-1180-26(00)	WAUCONDA CUSD 118	WAUCONDA	\$391,154	05/23/2013
34-049-1260-17(00)	ZION-BENTON THSD 126	ZION	\$353,051	05/01/2013

**ILLINOIS STATE BOARD OF EDUCATION
FUNDING AND DISBURSEMENT SERVICES DIVISION
100 NORTH FIRST STREET, SPRINGFIELD, IL 62777**

Approved Grants Less Than 1 Million

Thru Date:(05/01/2013-05/31/2013)

34-049-1280-16(00)	COMMUNITY HIGH SCHOOL DIST 128	LIBERTYVILLE	\$88,665	05/07/2013
35-050-0090-26(00)	EARLVILLE CUSD 9	EARLVILLE	\$91,975	05/22/2013
35-050-0400-17(00)	STREATOR TWP HSD 40	STREATOR	\$294,121	05/09/2013
35-050-1200-17(00)	LASALLE-PERU TOWNSHIP HIGH	LA SALLE	\$276,204	05/09/2013
35-050-1240-02(00)	PERU PUBLIC SCHOOLS	PERU	\$202,915	05/22/2013
40-056-0010-26(00)	COUNTY OF MACOUPIN CUSD 1	CARLINVILLE	\$258,827	05/23/2013
41-057-0010-26(00)	ROXANA CUSD 1	ROXANA	\$446,463	05/29/2013
43-102-0210-26(00)	LOWPOINT-WASHBURN CUSD 21	WASHBURN	\$100,875	05/28/2013
43-102-1400-26(00)	COUNTY OF WOODFORD-EUREKA	EUREKA	\$146,585	05/30/2013
44-063-0120-26(00)	JOHNSBURG CUSD 12	JOHNSBURG	\$183,891	05/09/2013
44-063-0260-04(00)	CARY CCSD 26	CARY	\$315,108	05/14/2013
44-063-0470-04(00)	CRYSTAL LAKE CCSD 47	CRYSTAL LAKE	\$704,058	05/08/2013
44-063-1540-16(00)	MARENGO CHSD 154	MARENGO	\$71,550	05/14/2013
45-079-0010-22(00)	COULTERVILLE USD 1	COULTERVILLE	\$116,121	05/14/2013
47-052-1700-22(00)	DIXON CUSD 170	DIXON	\$446,345	05/23/2013
47-071-2310-04(00)	ROCHELLE CCD 231	ROCHELLE	\$499,573	05/23/2013
48-072-0690-02(00)	PLEASANT HILL SD 69	PEORIA	\$131,619	05/23/2013
48-072-3250-26(00)	PEORIA HEIGHTS CUSD 325	PEORIA HEIGHT	\$282,026	05/01/2013
48-072-3280-03(00)	HOLLIS CSD 328	PEORIA	\$10,226	05/23/2013
49-081-0300-17(00)	UNITED THSD 30	EAST MOLINE	\$482,182	05/08/2013
49-081-0340-02(00)	SILVIS SD 34	SILVIS	\$193,971	05/23/2013
49-081-0360-02(00)	CARBON CLIFF-BARSTOW SD 36	SILVIS	\$135,510	05/09/2013
50-082-0090-26(00)	LEBANON CUSD 9	LEBANON	\$193,674	05/09/2013
50-082-2030-17(00)	OFALLON TWP HSD 203	OFALLON	\$179,771	05/29/2013
51-084-0100-26(00)	AUBURN CUSD 10	AUBURN	\$171,343	05/22/2013
51-084-0140-26(00)	RIVERTON CUSD 14	RIVERTON	\$167,237	05/09/2013
51-084-0150-26(00)	WILLIAMSVILLE CUSD 15	WILLIAMSVILLE	\$79,308	05/23/2013
53-090-1080-02(00)	PEKIN PUBLIC SD 108	PEKIN	\$849,073	05/03/2013
54-092-0040-26(00)	GEORGETOWN-RIDGE FARM CUSD 4	GEORGETOWN	\$489,952	05/08/2013
55-098-0120-02(00)	EAST COLOMA SD 12	ROCK FALLS	\$58,785	05/22/2013
55-098-3010-17(00)	WHITESIDE COUNTY SCHL DIST 301	ROCK FALLS	\$162,763	05/23/2013
			\$30,762,166	

Program: 2013 - 4305, Title I - Low Income - Neglected Priv.

<u>RCDT</u>	<u>District Name</u>	<u>City</u>	<u>Budget Amt</u>	<u>Approval Date</u>
39-055-0610-25(00)	DECATUR SD 61	DECATUR	\$67,624	05/16/2013
			\$67,624	

Program: 2013 - 4306, Title I - Low Income - Delinquent Priv

<u>RCDT</u>	<u>District Name</u>	<u>City</u>	<u>Budget Amt</u>	<u>Approval Date</u>
17-064-0050-26(00)	MCLEAN COUNTY UD 5	NORMAL	\$101,379	05/07/2013
			\$101,379	

Program: 2013 - 4331, Title I - School Improvement & Accountability

<u>RCDT</u>	<u>District Name</u>	<u>City</u>	<u>Budget Amt</u>	<u>Approval Date</u>
32-000-0000-00(SS)	REGIONAL OFFICE OF EDUCATION32	KANKAKEE	\$704,446	05/08/2013
			\$704,446	

Program: 2013 - 4340, Title I - Migrant Education

<u>RCDT</u>	<u>District Name</u>	<u>City</u>	<u>Budget Amt</u>	<u>Approval Date</u>
-------------	----------------------	-------------	-------------------	----------------------

**ILLINOIS STATE BOARD OF EDUCATION
FUNDING AND DISBURSEMENT SERVICES DIVISION
100 NORTH FIRST STREET, SPRINGFIELD, IL 62777**

Approved Grants Less Than 1 Million

Thru Date:(05/01/2013-05/31/2013)

46-009-0150-26(01)	BEARDSTOWN CUSD 15	BEARDSTOWN	\$169,870	05/01/2013
47-000-0000-00(01)	REGIONAL OFFICE OF EDUCATION47	DIXON	\$84,951	05/07/2013
			\$254,821	

Program: 2013 - 4341, Title I - Migrant Incentive Grant

<u>RCDT</u>	<u>District Name</u>	<u>City</u>	<u>Budget Amt</u>	<u>Approval Date</u>
02-000-0000-00(00)	REGIONAL OFFICE OF EDUCATION02	ULLIN	\$2,500	05/20/2013
09-010-1370-02(00)	RANTOUL CITY SD 137	RANTOUL	\$6,500	05/29/2013
15-016-5050-51(00)	ILLINOIS MIGRANT COUNCIL	CHICAGO	\$4,600	05/01/2013
32-046-1110-25(00)	KANKAKEE SD 111	KANKAKEE	\$2,800	05/01/2013
47-000-0000-00(00)	REGIONAL OFFICE OF EDUCATION47	DIXON	\$3,200	05/07/2013
			\$19,600	

Program: 2013 - 4421, Title IV - 21st Century Comm Learning Centers

<u>RCDT</u>	<u>District Name</u>	<u>City</u>	<u>Budget Amt</u>	<u>Approval Date</u>
05-016-0650-04(09)	EVANSTON C C SCHOOL DIST 65	EVANSTON	\$93,750	05/14/2013
05-016-0650-04(10)	EVANSTON C C SCHOOL DIST 65	EVANSTON	\$186,101	05/14/2013
06-016-016P-00(10)	PROVISO-LEYDEN COUNCIL	MAYWOOD	\$540,000	05/14/2013
07-016-2060-17(10)	BLOOM TWP HSD 206	CHICAGO HEIGH	\$186,075	05/23/2013
15-016-206P-00(10)	CHICAGO YOUTH CENTERS	CHICAGO	\$405,000	05/21/2013
15-016-206P-00(12)	CHICAGO YOUTH CENTERS	CHICAGO	\$600,000	05/21/2013
15-016-236N-00(13)	QUAD COMMUNITIES DEVELOPMENT	CHICAGO	\$150,000	05/23/2013
15-016-5030-51(13)	ALTERNATIVE SCHOOLS NETWORK	CHICAGO	\$150,000	05/23/2013
15-016-5405-51(13)	NORTHEASTERN ILLINOIS UNIVERSITY	CHICAGO	\$600,000	05/22/2013
27-000-0000-00(10)	REGIONAL OFFICE OF EDUCATION27	MONMOUTH	\$268,814	05/14/2013
27-000-0000-00(13)	REGIONAL OFFICE OF EDUCATION27	MONMOUTH	\$150,000	05/20/2013
31-045-0460-22(10)	SCHOOL DISTRICT U-46	ELGIN	\$269,475	05/14/2013
34-049-0600-26(10)	COMMUNITY UNIT SCHOOL DIST 60	WAUKEGAN	\$415,398	05/14/2013
41-057-0030-26(13)	VENICE CUSD 3	VENICE	\$149,956	05/23/2013
48-072-1500-25(10)	BOARD OF EDUCATION CITY OF	PEORIA	\$270,000	05/14/2013
49-000-0000-00(01)	REGIONAL OFFICE OF EDUCATION49	MOLINE	\$135,000	05/09/2013
51-084-071P-00(12)	BOYS & GIRLS CLUB OF SPRINGFIELD	SPRINGFIELD	\$690,000	05/23/2013
65-108-1580-51(09)	DRIVEN AND EMPOWERED YOUTH INC	CHICAGO	\$281,250	05/14/2013
65-108-1580-51(21)	DRIVEN AND EMPOWERED YOUTH INC	CHICAGO	\$217,933	05/14/2013
			\$5,758,752	

Program: 2013 - 4600, Fed. - Sp. Ed. - Pre-School Flow Through

<u>RCDT</u>	<u>District Name</u>	<u>City</u>	<u>Budget Amt</u>	<u>Approval Date</u>
04-101-1220-22(00)	HARLEM CONSOLIDATED SD 122	MACHESNEY PA	\$38,067	05/29/2013
07-016-1500-61(00)	EX CHILDREN HAVE OPPOR	SOUTH HOLLAN	\$237,596	05/09/2013
08-089-1450-61(00)	NORTHWEST SP ED COOPERATIVE	FREEPOR	\$136,447	05/03/2013
10-011-8010-60(00)	MID-STATE SPECIAL EDUCATION	MORRISONVILLE	\$132,540	05/08/2013
12-017-8010-60(00)	SOUTH EASTERN SPEC EDUC PROG	SAINTE MARIE	\$154,824	05/20/2013
16-019-4320-26(00)	SOMONAUK CUSD 432	SOMONAUK	\$2,490	05/21/2013
17-064-0050-61(00)	MACKINAW VALLEY SPEC EDUC AS	BLOOMINGTON	\$74,859	05/24/2013
17-064-0070-61(00)	TRI-COUNTY SPEC EDUC ASSOC	BLOOMINGTON	\$148,465	05/13/2013
32-038-8010-60(00)	IROQUOIS SPECIAL EDUC ASSN	CRESCENT CITY	\$31,222	05/13/2013
32-046-8500-60(00)	KANKAKEE AREA SPEC EDUC COOP	KANKAKEE	\$68,571	05/07/2013
34-049-0600-26(00)	COMMUNITY UNIT SCHOOL DIST 60	WAUKEGAN	\$137,228	05/13/2013
34-049-8250-60(00)	SPEC EDUC DIST LAKE COUNTY	GAGES LAKE	\$554,556	05/30/2013

**ILLINOIS STATE BOARD OF EDUCATION
FUNDING AND DISBURSEMENT SERVICES DIVISION
100 NORTH FIRST STREET, SPRINGFIELD, IL 62777**

Approved Grants Less Than 1 Million

Thru Date:(05/01/2013-05/31/2013)

41-057-0050-26(00)	HIGHLAND CUSD 5	HIGHLAND	\$17,395	05/10/2013
41-057-0070-26(00)	EDWARDSVILLE SD 7	EDWARDSVILLE	\$38,451	05/30/2013
41-057-0090-61(00)	MADISON CO REG I SPEC EDUC J	GRANITE CITY	\$98,845	05/28/2013
41-057-0100-26(00)	COLLINSVILLE CUSD 10	COLLINSVILLE	\$79,147	05/08/2013
43-059-0050-61(00)	BMP TRI-CO SPEC EDUC COOP	PRINCETON	\$52,958	05/08/2013
48-072-0000-61(00)	SPEC EDUC ASSOC OF PEORIA CO	BARTONVILLE	\$118,398	05/22/2013
49-081-8650-60(00)	BLACK HAWK AREA SP ED DISTRI	EAST MOLINE	\$207,065	05/24/2013
53-090-3090-61(00)	TAZEWELL-MASON CNTYS SP ED A	PEKIN	\$325,019	05/29/2013
54-092-1180-24(00)	DANVILLE CCSD 118	DANVILLE	\$148,992	05/08/2013
55-098-0000-61(00)	BI COUNTY SPECIAL EDUC COOP	STERLING	\$108,658	05/24/2013
56-099-2020-22(00)	PLAINFIELD SD 202	PLAINFIELD	\$42,476	05/15/2013
			\$2,954,269	

Program: 2013 - 4605, Fed. - Sp. Ed. - Pre-School Discretionary

<u>RCDT</u>	<u>District Name</u>	<u>City</u>	<u>Budget Amt</u>	<u>Approval Date</u>
20-000-0000-00(00)	REGIONAL OFFICE OF EDUCATION20	HARRISBURG	\$350,000	05/16/2013
65-108-9000-80(R1)	ILLINOIS DEPT OF HUMAN SERVICES	SPRINGFIELD	\$28,092	05/16/2013
65-108-9000-80(RS)	ILLINOIS DEPT OF HUMAN SERVICES	SPRINGFIELD	\$20,645	05/16/2013
			\$398,737	

Program: 2013 - 4620, Fed. - Sp. Ed. - I.D.E.A. - Flow Through

<u>RCDT</u>	<u>District Name</u>	<u>City</u>	<u>Budget Amt</u>	<u>Approval Date</u>
02-061-0010-26(00)	MASSAC COUNTY UNIT SCHOOL DIST 1	METROPOLIS	\$560,092	05/23/2013
05-016-0390-61(00)	WILMETTE COMM SPEC ED AGREEMENT	WILMETTE	\$943,429	05/03/2013
05-016-2020-17(00)	EVANSTON TWP H S DIST 202	EVANSTON	\$665,404	05/15/2013
07-016-9010-90(00)	SOUTHLAND COLLEGE PREP	RICHTON PARK	\$54,611	05/13/2013
16-019-4240-26(00)	GENOA KINGSTON CUSD 424	GENOA	\$323,477	05/14/2013
17-053-4290-04(00)	PONTIAC CCSD 429	PONTIAC	\$378,577	05/03/2013
21-028-1680-26(00)	FRANKFORT COMMUNITY UNIT 168	WEST FRANKFOR	\$491,893	05/30/2013
32-038-8010-60(00)	IROQUOIS SPECIAL EDUC ASSN	CRESCENT CITY	\$937,922	05/07/2013
32-046-0530-02(00)	BOURBONNAIS ESD 53	BOURBONNAIS	\$564,968	05/17/2013
32-046-3070-16(00)	BRADLEY BOURBONNAIS CHSD 307	BRADLEY	\$463,633	05/17/2013
40-056-8010-60(00)	SOUTH MACOUPIN ASSOCIATION	STAUNTON	\$917,889	05/14/2013
41-057-0020-26(00)	TRIAD CUSD 2	TROY	\$720,269	05/30/2013
41-057-0050-26(00)	HIGHLAND CUSD 5	HIGHLAND	\$590,038	05/10/2013
51-084-003A-26(00)	ROCHESTER CUSD 3A	ROCHESTER	\$409,172	05/15/2013
65-108-9000-80(RS)	ILLINOIS DEPT OF HUMAN SERVICES	SPRINGFIELD	\$211,124	05/16/2013
			\$8,232,498	

Program: 2013 - 4630, Fed. - Sp. Ed. - I.D.E.A. - Discretionary

<u>RCDT</u>	<u>District Name</u>	<u>City</u>	<u>Budget Amt</u>	<u>Approval Date</u>
07-016-344P-00(10)	AUNT MARTHAS YOUTH SERVICE CTR	OLYMPIA FIELDS	\$10,683	05/02/2013
07-016-344P-00(1A)	AUNT MARTHAS YOUTH SERVICE CTR	OLYMPIA FIELDS	\$20,503	05/24/2013
19-022-0660-61(02)	SCH ASSOC SPEC ED DUPAGE SA	NAPERVILLE	\$115,000	05/24/2013
65-108-8265-51(00)	CENTER ON DEAFNESS	NORTHBROOK	\$507,000	05/17/2013
			\$653,186	

Program: 2013 - 4631, IDEA - Improvement Grants - Part D

<u>RCDT</u>	<u>District Name</u>	<u>City</u>	<u>Budget Amt</u>	<u>Approval Date</u>
41-057-029P-00(HE)	SOUTHERN ILL UNIV-EDWARDSVILLE	EDWARDSVILLE	\$209,900	05/21/2013

**ILLINOIS STATE BOARD OF EDUCATION
FUNDING AND DISBURSEMENT SERVICES DIVISION
100 NORTH FIRST STREET, SPRINGFIELD, IL 62777**

Approved Grants Less Than 1 Million

Thru Date:(05/01/2013-05/31/2013)

\$209,900

Program: 2013 - 4745, CTE - Perkins - Secondary

<u>RCDT</u>	<u>District Name</u>	<u>City</u>	<u>Budget Amt</u>	<u>Approval Date</u>
05-016-2070-46(00)	NORTH SUBURBAN EDUC REG-EFE	PARK RIDGE	\$555,490	05/20/2013
06-016-2010-46(00)	MORTON REG DELIVERY SYST-EFE	CICERO	\$422,130	05/24/2013
06-016-2120-46(00)	DES PLAINES VALLEY EFE 030	RIVER GROVE	\$515,400	05/09/2013
07-016-2180-46(00)	MORAIN AREA CAREER SYST-EFE	OAK LAWN	\$665,067	05/17/2013
07-016-2280-46(00)	CAREER DEVELPMT SYSTEM - EFE	OAK FOREST	\$652,734	05/29/2013
08-089-7230-45(00)	CAREER AND TECHNICAL EDUC CONS	FREEPOR T	\$75,786	05/20/2013
10-068-0030-46(00)	CHRISTIAN-MONTGOMERY SYS-EFE	HILLSBORO	\$91,498	05/17/2013
11-015-7350-45(00)	EASTERN ILLINOIS SYSTEM-EFE	MATTOON	\$245,992	05/20/2013
12-000-0000-46(00)	TWIN RIVERS REG VOC SYSTEM	ROBINSON	\$53,262	05/01/2013
17-053-0900-46(00)	LIVINGSTON EAST AREA - EFE 380	PONTIAC	\$56,353	05/08/2013
17-064-0870-46(00)	MCLEAN-DEWITT REG SYSTM-EFE	BLOOMINGTON	\$198,733	05/08/2013
20-000-0000-46(00)	OHIO & WABASH VALLEY REG SYS	NORRIS CITY	\$144,029	05/24/2013
21-000-0000-46(00)	FRANKLIN COUNTY REG SYST-EFE	BENTON	\$80,741	05/10/2013
21-100-0040-46(00)	WILLIAMSON CO REG VOC SY-EFE	HERRIN	\$110,231	05/09/2013
25-000-0000-46(00)	REND LAKE REG DEL SYSTEM-EFE	MT VERNON	\$86,634	05/01/2013
26-000-0000-46(00)	WESTERN AREA CAREER SYSTEM	MACOMB	\$124,670	05/14/2013
31-000-0000-46(00)	VALLEY EDUC EMPLMT SYSTM-EFE	SUGAR GROVE	\$657,263	05/24/2013
35-050-7200-45(00)	STARVED ROCK FOR VOC TECHNIC	PERU	\$190,106	05/17/2013
38-000-0000-46(00)	LINCOLN LAND REG DEL SYST-EFE	LINCOLN	\$61,029	05/14/2013
39-000-0000-46(00)	IL HEARTLAND REGN PLAN - EFE	DECATUR	\$224,318	05/20/2013
41-057-7450-45(00)	MADISON CTY REG VOC EDUC-EFE	EDWARDSVILLE	\$457,732	05/28/2013
46-009-7000-45(00)	TWO RIVERS CAREER EDUCATION	BEARDSTOWN	\$80,789	05/14/2013
49-081-0300-46(00)	QUAD CITY CAREER AND TECH ED CO	EAST MOLINE	\$324,963	05/17/2013
50-082-7460-45(00)	ST CLAIR CTY-BAC REG VOC SYS	BELLEVILLE	\$329,221	05/28/2013
51-084-7310-45(00)	REGIONAL OFFICE OF CAREER	SPRINGFIELD	\$333,425	05/15/2013
55-098-0050-46(00)	WHITESIDE-EFE 230	STERLING	\$157,435	05/28/2013
			<u>\$6,895,031</u>	

Program: 2013 - 4901, Race To The Top

<u>RCDT</u>	<u>District Name</u>	<u>City</u>	<u>Budget Amt</u>	<u>Approval Date</u>
05-016-2110-17(00)	TOWNSHIP HSD 211	PALATINE	\$23,632	05/03/2013
05-016-2110-17(IM)	TOWNSHIP HSD 211	PALATINE	\$22,800	05/21/2013
32-046-2590-04(00)	PEMBROKE CCSD 259	HOPKINS PARK	\$16,613	05/21/2013
34-049-0060-02(00)	ZION ESD 6	ZION	\$31,270	05/03/2013
			<u>\$94,315</u>	

Program: 2013 - 4905, Title III - Immigrant Education Program (IEP)

<u>RCDT</u>	<u>District Name</u>	<u>City</u>	<u>Budget Amt</u>	<u>Approval Date</u>
30-039-0950-02(00)	CARBONDALE ESD 95	CARBONDALE	\$6,142	05/28/2013
			<u>\$6,142</u>	

Program: 2013 - 4909, Title III - Lang Inst Prog-Limited Eng LIPLEP

<u>RCDT</u>	<u>District Name</u>	<u>City</u>	<u>Budget Amt</u>	<u>Approval Date</u>
04-101-2050-25(00)	SCHOOL DIST 205 BOARD OF	ROCKFORD	\$776,032	05/21/2013
05-016-0540-04(00)	SCHAUMBURG CCSD 54	SCHAUMBURG	\$350,796	05/30/2013
05-016-0680-02(00)	SKOKIE SD 68	SKOKIE	\$40,643	05/09/2013

**ILLINOIS STATE BOARD OF EDUCATION
FUNDING AND DISBURSEMENT SERVICES DIVISION
100 NORTH FIRST STREET, SPRINGFIELD, IL 62777**

Approved Grants Less Than 1 Million

Thru Date:(05/01/2013-05/31/2013)

05-016-2070-17(00)	MAINE TWP HSD 207	PARK RIDGE	\$97,917	05/16/2013
05-016-2110-17(00)	TOWNSHIP HSD 211	PALATINE	\$77,230	05/15/2013
05-016-2250-17(00)	NORTHFIELD THSD 225	GLENVIEW	\$14,924	05/17/2013
06-016-1020-02(00)	COOK CO SCHOOL DIST 102	LA GRANGE PAR	\$18,101	05/10/2013
06-016-2090-17(00)	PROVISO TWP HSD 209	FOREST PARK	\$82,661	05/23/2013
07-016-1090-02(00)	INDIAN SPRINGS SD 109	JUSTICE	\$138,311	05/03/2013
07-016-2280-16(00)	BREMEN CHSD 228	MIDLOTHIAN	\$15,995	05/01/2013
08-089-1450-22(00)	FREEPORT SD 145	FREEPORT	\$28,511	05/17/2013
09-010-0040-26(00)	CHAMPAIGN CUSD 4	CHAMPAIGN	\$110,938	05/16/2013
09-010-1160-22(00)	URBANA SD 116	URBANA	\$71,593	05/16/2013
19-022-0040-02(00)	COUNTY OF DUPAGE SCHOOL DIST 4	ADDISON	\$169,085	05/09/2013
19-022-0330-02(00)	WEST CHICAGO SD 33	WEST CHICAGO	\$638,921	05/20/2013
19-022-1810-04(00)	COMM CONS SCH DIST 181	BURR RIDGE	\$10,496	05/03/2013
19-022-2030-26(00)	COMMUNITY UNIT DISTRICT 203	NAPERVILLE	\$158,161	05/08/2013
30-039-0950-02(00)	CARBONDALE ESD 95	CARBONDALE	\$29,307	05/28/2013
31-045-1010-22(00)	BATAVIA USD 101	BATAVIA	\$55,710	05/16/2013
31-045-3020-26(00)	KANELAND CUSD 302	MAPLE PARK	\$12,464	05/16/2013
31-045-3030-26(00)	COMMUNITY UNIT SCHOOL DIST 303	SAINT CHARLES	\$114,038	05/15/2013
34-049-0750-02(00)	COUNTY OF LAKE SCHOOL DIST 75	MUNDELEIN	\$85,423	05/30/2013
34-049-0760-02(00)	SCHOOL DIST 76	MUNDELEIN	\$59,901	05/21/2013
44-063-1650-03(00)	MARENGO-UNION ECSD 165	MARENGO	\$23,452	05/20/2013
51-084-1860-25(00)	SPRINGFIELD SD 186	SPRINGFIELD	\$17,761	05/30/2013
55-098-0050-26(00)	COMMUNITY UNIT SCHOOL DISTRICT	STERLING	\$44,878	05/29/2013
			\$3,243,249	

Program: 2013 - 4920, McKinney Education for Homeless Children

<u>RCDT</u>	<u>District Name</u>	<u>City</u>	<u>Budget Amt</u>	<u>Approval Date</u>
32-000-0000-00(00)	REGIONAL OFFICE OF EDUCATION32	KANKAKEE	\$168,361	05/21/2013
			\$168,361	

Program: 2013 - 4932, Title II - Teacher Quality

<u>RCDT</u>	<u>District Name</u>	<u>City</u>	<u>Budget Amt</u>	<u>Approval Date</u>
02-091-0810-16(00)	ANNA JONESBORO CHSD 81	ANNA	\$23,373	05/23/2013
02-091-0840-26(00)	SHAWNEE CUSD 84	WOLF LAKE	\$39,326	05/23/2013
03-026-2010-26(00)	BROWNSTOWN CUSD 201	BROWNSTOWN	\$16,535	05/23/2013
03-026-2040-26(00)	RAMSEY CUSD 204	RAMSEY	\$35,322	05/22/2013
04-101-1220-22(00)	HARLEM CONSOLIDATED SD 122	MACHESNEY PA	\$249,617	05/29/2013
04-101-2070-16(00)	HONONEGAH CHSD 207	ROCKTON	\$22,741	05/08/2013
05-016-0590-04(00)	COMMUNITY CONSOLIDATED SD 59	ARLINGTON HTS	\$164,317	05/24/2013
05-016-0735-02(00)	SKOKIE SD 73-5	SKOKIE	\$27,141	05/09/2013
06-016-0800-02(00)	BOARD OF EDUCATION DISTRICT 80	NORRIDGE	\$44,370	05/29/2013
06-016-0830-02(00)	COOK CNTY BD EDUCATION 083	FRANKLIN PARK	\$85,792	05/30/2013
06-016-0840-02(00)	FRANKLIN PARK SD 84	FRANKLIN PARK	\$19,398	05/08/2013
06-016-0845-02(00)	RHODES SD 84-5	RIVER GROVE	\$21,486	05/15/2013
06-016-0890-02(00)	COOK CO BD OF ED 89	MELROSE PARK	\$495,866	05/23/2013
06-016-0925-02(00)	WESTCHESTER SD 92-5	WESTCHESTER	\$27,045	05/23/2013
06-016-0980-02(00)	COUNTY OF COOK SCHOOL DIST 98	BERWYN	\$99,025	05/14/2013
06-016-1020-02(00)	COOK CO SCHOOL DIST 102	LA GRANGE PAR	\$67,308	05/08/2013
06-016-1030-02(00)	LYONS SD 103	LYONS	\$81,610	05/14/2013
07-016-113A-02(00)	LEMONT-BROMBEREK CSD 113A	LEMONT	\$71,249	05/22/2013

ILLINOIS STATE BOARD OF EDUCATION
FUNDING AND DISBURSEMENT SERVICES DIVISION
 100 NORTH FIRST STREET, SPRINGFIELD, IL 62777

Approved Grants Less Than 1 Million

Thru Date:(05/01/2013-05/31/2013)

07-016-1230-02(00)	OAK LAWN-HOMETOWN S D 123	OAK LAWN	\$105,598	05/17/2013
07-016-1500-02(00)	MCKINLEY SCHOOL	SOUTH HOLLAN	\$22,137	05/20/2013
07-016-1630-02(00)	PARK FOREST SD 163	PARK FOREST	\$68,292	05/17/2013
07-016-1940-02(00)	STEGER SD194	STEGER	\$65,669	05/01/2013
07-016-2060-17(00)	BLOOM TWP HSD 206	CHICAGO HEIGH	\$267,449	05/22/2013
07-016-2100-17(00)	LEMONT TWP HSD 210	LEMONT	\$17,427	05/29/2013
07-016-2280-16(00)	BREMEN CHSD 228	MIDLOTHIAN	\$139,708	05/08/2013
08-043-2050-26(00)	WARREN CUSD 205	WARREN	\$26,011	05/14/2013
08-089-1450-22(00)	FREEPORT SD 145	FREEPORT	\$242,429	05/08/2013
08-089-2020-26(00)	LENA WINSLOW CUSD 202	LENA	\$33,496	05/08/2013
09-010-1160-22(00)	URBANA SD 116	URBANA	\$428,911	05/22/2013
09-010-1300-04(00)	THOMASBORO CCSD 130	THOMASBORO	\$13,071	05/08/2013
09-010-1930-17(00)	RANTOUL TWP HSD 193	RANTOUL	\$29,064	05/09/2013
09-027-0100-26(00)	PAXTON BUCKLEY LODA CUSD	PAXTON	\$49,507	05/09/2013
10-011-0030-26(00)	COUNTY OF CHRISTIAN TAYLORVILLE	TAYLORVILLE	\$110,379	05/14/2013
10-068-0030-26(00)	HILLSBORO CUSD 3	HILLSBORO	\$114,320	05/09/2013
11-023-0950-25(00)	SCHOOL DISTRICT NO 95	PARIS	\$134,366	05/01/2013
11-070-3000-26(00)	SULLIVAN C U SCHOOL DIST 300	SULLIVAN	\$39,876	05/08/2013
11-087-0010-26(00)	WINDSOR CUSD 1	WINDSOR	\$23,703	05/21/2013
12-013-0100-26(00)	CLAY CITY CUSD 10	CLAY CITY	\$21,915	05/09/2013
12-013-0350-26(00)	FLORA CUSD 35	FLORA	\$63,505	05/30/2013
12-017-0010-26(00)	COUNTY OF CRAWFORD CUSD 1	HUTSONVILLE	\$21,708	05/14/2013
12-017-0020-26(00)	COMMUNITY UNIT SCHOOL DIST 2	ROBINSON	\$78,648	05/29/2013
12-017-0030-26(00)	CRAWFORD COUNTY	PALESTINE	\$29,783	05/09/2013
12-040-0010-26(00)	JASPER COUNTY CUD 1	NEWTON	\$89,616	05/30/2013
12-051-0100-26(00)	RED HILL CUSD 10	BRIDGEPORT	\$81,954	05/08/2013
13-058-6000-16(00)	SALEM CHSD 600	SALEM	\$30,748	05/14/2013
17-053-0050-26(00)	WOODLAND CUSD 5	STREATOR	\$50,074	05/09/2013
17-053-0740-27(00)	FLANAGAN-CORNELL UNIT DIST 74	FLANAGAN	\$12,279	05/22/2013
17-064-0030-26(00)	TRI VALLEY CUSD 3	DOWNS	\$21,738	05/22/2013
17-064-0050-26(00)	MCLEAN COUNTY UD 5	NORMAL	\$407,527	05/22/2013
19-000-0000-00(00)	REGIONAL OFFICE OF EDUCATION19	WHEATON	\$650	05/02/2013
19-022-0040-02(00)	COUNTY OF DUPAGE SCHOOL DIST 4	ADDISON	\$182,935	05/07/2013
19-022-0070-02(00)	WOOD DALE SD 7	WOOD DALE	\$33,601	05/03/2013
19-022-0120-02(00)	ROSELLE SD 12	ROSELLE	\$33,750	05/21/2013
19-022-0160-02(00)	QUEEN BEE SD 16	GLENDALE HTS	\$40,506	05/02/2013
19-022-0660-02(00)	CENTER CASS SD 66	DOWNERS GVE	\$9,216	05/14/2013
19-022-0860-17(00)	HINSDALE DIST 86	HINSDALE	\$79,899	05/13/2013
19-022-0990-16(00)	COMMUNITY HIGH SCHOOL DIST 99	DOWNERS GRO	\$115,522	05/10/2013
19-022-1080-16(00)	LAKE PARK CHSD 108	ROSELLE	\$45,586	05/03/2013
19-022-1800-04(00)	COMM CONS SCH DIST 180	BURR RIDGE	\$19,600	05/07/2013
19-022-2000-26(00)	COMMUNITY UNIT SCHOOL DIST 200	WHEATON	\$517,999	05/13/2013
20-024-0010-26(00)	EDWARDS COUNTY CUSD 1	ALBION	\$35,917	05/14/2013
20-030-0070-26(00)	GALLATIN CUSD 7	JUNCTION	\$69,434	05/22/2013
20-035-0010-26(00)	HARDIN CNTY CUD 1	ELIZABETHTOW	\$55,696	05/23/2013
20-083-0020-26(00)	CARRIER MILLS-STONEFORT CUSD 2	CARRIER MILLS	\$40,845	05/14/2013
20-083-0030-26(00)	HARRISBURG CUSD 3	HARRISBURG	\$132,870	05/23/2013
20-096-0060-04(00)	COMMUNITY CONSOLIDATED DIST 6	FAIRFIELD	\$13,418	05/29/2013
20-097-0010-26(00)	GRAYVILLE CUSD 1	GRAYVILLE	\$27,693	05/15/2013

**ILLINOIS STATE BOARD OF EDUCATION
FUNDING AND DISBURSEMENT SERVICES DIVISION
100 NORTH FIRST STREET, SPRINGFIELD, IL 62777**

Approved Grants Less Than 1 Million

Thru Date:(05/01/2013-05/31/2013)

20-097-0030-26(00)	NORRIS CITY-OMAHA-ENFIELD CU 3	NORRIS CITY	\$47,164	05/29/2013
21-028-1680-26(00)	FRANKFORT COMMUNITY UNIT 168	WEST FRANKFOR	\$125,409	05/22/2013
21-028-1960-26(00)	SESSER-VALIER CUSD 196	SESSER	\$38,181	05/29/2013
22-029-0660-25(00)	CANTON UNION SD 66	CANTON	\$122,249	05/09/2013
22-029-1760-26(00)	AVON CUSD 176	AVON	\$20,760	05/09/2013
24-047-3080-26(00)	OSWEGO CUSD 308	OSWEGO	\$143,865	05/10/2013
25-041-0050-04(00)	COUNTY OF JEFFERSON	OPDYKE	\$15,005	05/09/2013
26-034-3270-04(00)	DALLAS ELEMENTARY SCHOOL	DALLAS CITY	\$8,899	05/23/2013
26-034-3470-04(00)	LA HARPE COMMUNITY SCHOOL	LA HARPE	\$12,808	05/30/2013
27-000-0000-00(00)	REGIONAL OFFICE OF EDUCATION27	MONMOUTH	\$512	05/09/2013
27-094-2380-26(00)	MONMOUTH-ROSEVILLE CUSD 238	MONMOUTH	\$105,116	05/23/2013
28-037-2280-26(00)	GENESEO CUSD 228	GENESEO	\$59,235	05/23/2013
28-088-0010-26(00)	BRADFORD CUSD 1	BRADFORD	\$16,620	05/08/2013
30-039-1300-04(00)	GIANT CITY CCSD 130	CARBONDALE	\$26,945	05/22/2013
30-039-1860-26(00)	COUNTY OF JACKSON	MURPHYSBORO	\$193,242	05/09/2013
31-045-3040-26(00)	GENEVA CUSD 304	GENEVA	\$121,842	05/13/2013
32-046-0010-26(00)	MOMENCE COMM UNIT SCH DIST 1	MOMENCE	\$85,088	05/28/2013
32-046-0610-02(00)	BRADLEY SD 61	BRADLEY	\$61,229	05/29/2013
32-046-1110-25(00)	KANKAKEE SD 111	KANKAKEE	\$471,515	05/03/2013
32-046-3020-16(00)	ST ANNE CHSD 302	SAINT ANNE	\$28,930	05/28/2013
34-049-0060-02(00)	ZION ESD 6	ZION	\$208,706	05/21/2013
34-049-0460-04(00)	COMMUNITY CONSOLIDATED SCHOOL	GRAYSLAKE	\$79,512	05/20/2013
34-049-1120-02(00)	NORTH SHORE SD 112	HIGHLAND PARK	\$122,141	05/21/2013
34-049-1180-26(00)	WAUCONDA CUSD 118	WAUCONDA	\$91,919	05/23/2013
34-049-1260-17(00)	ZION-BENTON THSD 126	ZION	\$88,266	05/01/2013
34-049-1270-16(00)	GRAYSLAKE CHSD 127	GRAYSLAKE	\$25,410	05/09/2013
34-049-1280-16(00)	COMMUNITY HIGH SCHOOL DIST 128	LIBERTYVILLE	\$51,113	05/07/2013
35-050-0090-26(00)	EARLVILLE CUSD 9	EARLVILLE	\$25,696	05/22/2013
35-050-0400-17(00)	STREATOR TWP HSD 40	STREATOR	\$41,910	05/09/2013
35-050-0790-04(00)	SCHOOL DISTRICT 79	TONICA	\$10,149	05/02/2013
35-050-1200-17(00)	LASALLE-PERU TOWNSHIP HIGH	LA SALLE	\$48,387	05/09/2013
35-050-1240-02(00)	PERU PUBLIC SCHOOLS	PERU	\$29,458	05/22/2013
39-055-0610-25(00)	DECATUR SD 61	DECATUR	\$928,828	05/02/2013
40-056-0010-26(00)	COUNTY OF MACOUPIN CUSD 1	CARLINVILLE	\$83,510	05/23/2013
41-057-0010-26(00)	ROXANA CUSD 1	ROXANA	\$107,997	05/29/2013
43-102-0210-26(00)	LOWPOINT-WASHBURN CUSD 21	WASHBURN	\$25,087	05/28/2013
43-102-1400-26(00)	COUNTY OF WOODFORD-EUREKA	EUREKA	\$57,307	05/30/2013
44-063-0120-26(00)	JOHNSBURG CUSD 12	JOHNSBURG	\$81,726	05/09/2013
44-063-0260-04(00)	CARY CCSD 26	CARY	\$85,927	05/14/2013
44-063-0470-04(00)	CRYSTAL LAKE CCSD 47	CRYSTAL LAKE	\$172,650	05/08/2013
44-063-1540-16(00)	MARENGO CHSD 154	MARENGO	\$12,846	05/14/2013
45-079-0010-22(00)	COULTERVILLE USD 1	COULTERVILLE	\$18,004	05/14/2013
46-069-1170-22(00)	JACKSONVILLE SD 117	JACKSONVILLE	\$186,370	05/09/2013
47-052-1700-22(00)	DIXON CUSD 170	DIXON	\$129,781	05/23/2013
47-071-2310-04(00)	ROCHELLE CCD 231	ROCHELLE	\$72,393	05/23/2013
48-072-0690-02(00)	PLEASANT HILL SD 69	PEORIA	\$8,787	05/23/2013
48-072-3250-26(00)	PEORIA HEIGHTS CUSD 325	PEORIA HEIGHT	\$37,425	05/01/2013
48-072-3280-03(00)	HOLLIS CSD 328	PEORIA	\$2,677	05/23/2013
49-081-0300-17(00)	UNITED THSD 30	EAST MOLINE	\$72,245	05/08/2013

**ILLINOIS STATE BOARD OF EDUCATION
FUNDING AND DISBURSEMENT SERVICES DIVISION
100 NORTH FIRST STREET, SPRINGFIELD, IL 62777**

Approved Grants Less Than 1 Million

Thru Date:(05/01/2013-05/31/2013)

49-081-0340-02(00)	SILVIS SD 34	SILVIS	\$37,362	05/23/2013
49-081-0360-02(00)	CARBON CLIFF-BARSTOW SD 36	SILVIS	\$20,272	05/09/2013
50-082-0090-26(00)	LEBANON CUSD 9	LEBANON	\$34,164	05/09/2013
50-082-2030-17(00)	OFALLON TWP HSD 203	OFALLON	\$35,774	05/29/2013
51-084-0100-26(00)	AUBURN CUSD 10	AUBURN	\$75,495	05/22/2013
51-084-0140-26(00)	RIVERTON CUSD 14	RIVERTON	\$29,460	05/09/2013
51-084-0150-26(00)	WILLIAMSVILLE CUSD 15	WILLIAMSVILLE	\$22,627	05/23/2013
53-090-1080-02(00)	PEKIN PUBLIC SD 108	PEKIN	\$268,714	05/03/2013
54-092-0040-26(00)	GEORGETOWN-RIDGE FARM CUSD 4	GEORGETOWN	\$91,107	05/08/2013
54-092-1180-24(00)	DANVILLE CCSD 118	DANVILLE	\$515,248	05/22/2013
55-098-0120-02(00)	EAST COLOMA SD 12	ROCK FALLS	\$10,161	05/22/2013
55-098-3010-17(00)	WHITESIDE COUNTY SCHL DIST 301	ROCK FALLS	\$26,540	05/23/2013
56-099-201U-26(00)	CRETE-MONEE SD 201-U	CRETE	\$153,795	05/23/2013
			<hr/>	
			\$11,819,126	
<hr/>				

Program: 2013 - 4936, Mathematics and Science Partnerships

<u>RCDT</u>	<u>District Name</u>	<u>City</u>	<u>Budget Amt</u>	<u>Approval Date</u>
16-019-5430-51(40)	NORTHERN ILLINOIS UNIVERSITY	DE KALB	\$140,000	05/07/2013
41-057-029P-00(20)	SOUTHERN ILL UNIV-EDWARDSVILLE	EDWARDSVILLE	\$100,000	05/07/2013
			<hr/>	
			\$240,000	
<hr/>				