



**ILLINOIS STATE BOARD OF EDUCATION MEETING**  
**November 22, 2013**

**TO:** Illinois State Board of Education

**FROM:** Christopher A. Koch, Ed.D., State Superintendent of Education   
Robert Wolfe, Chief Financial Officer   
Donald W. Evans, Chief Operating Officer 

**Agenda Topic:** Information Item: SBE Fiscal & Administrative Monthly Reports

**Materials:** Appropriation and Spending by Program – FY14  
Financial Status Report (contract & grant detail) – FY14  
Comparative Statement of Expenditures – FY14  
Monthly Headcount Graph, Staff Detail, 10-yr Headcount History Graph  
Contract & Grant Awards Under \$1 million - FY14

**Purpose of Agenda Item**

To provide the Board standard reports with key information on fiscal and administrative activities of the state Agency.

**Relationship to/Implications for the State Board's Strategic Plan**

Not applicable – informational purposes only.

**Expected Outcome(s) of Agenda Item**

Not applicable – informational purposes only.

**Background Information**

In June 2002, the State Board adopted bylaws outlining a new committee structure under which fiscal, audit and operations issues will be handled by the Finance and Audit Committee. The Superintendent requested that the Agency organize and standardize the financial and Headcount data provided to the Board for their future policy work and decision making.

Currently, the following reports are provided:

1. Budget (annually in January)
2. Appropriation and Expenditure (monthly)
3. Financial Status Report – Contract/Grant Detail (monthly)
4. Contract & Grant Awards Under \$1 Million (monthly)
5. Comparative Statement of Expenditures (monthly)
6. Headcount Reports (monthly)

Headcount History Graph, Staff Detail by Division, & Monthly Headcount Graph

**Analysis and Implications for Policy, Budget, Legislative Action and Communications**

The monthly or Quarterly Fiscal and Headcount Reports were first provided to the Board in August 2002. These reports provide information regarding staffing and funding as well as details of contracts over \$50,000 and grants the Agency is processing.

At the request of the Board at the December 2011 meeting, a Contract & Grant Award Report under \$1 million has been added to the SBE Fiscal & Administrative Monthly Reports package.

**Superintendent's Recommendation**

None needed.

**Next Steps**

Continue to provide these reports pursuant to schedule above.

**Illinois State Board of Education**  
**2014 Appropriation & Spending by Program 07/01/2013 thru 10/31/2013**  
(Dollars in Thousands)

Initiatives	Appropriation			YTD Expenditures		
	Total	Grants	Admin	Total	Grants	Admin
<b>STATE</b>						
<b>Distributive Grants</b>	<b><u>\$6,194,646.6</u></b>	<b><u>\$6,194,646.6</u></b>	<b><u>\$0.0</u></b>	<b><u>\$1,670,199.8</u></b>	<b><u>\$1,670,199.8</u></b>	<b><u>\$0.0</u></b>
General State Aid	\$4,442,198.3	\$4,442,198.3	\$0.0	\$1,208,169.8	\$1,208,169.8	\$0.0
District Consolidation Cost	\$2,500.0	\$2,500.0	\$0.0	\$2,500.0	\$2,500.0	\$0.0
<b>Mandated Categoricals</b>	<b><u>\$1,749,948.3</u></b>	<b><u>\$1,749,948.3</u></b>	<b><u>\$0.0</u></b>	<b><u>\$459,530.0</u></b>	<b><u>\$459,530.0</u></b>	<b><u>\$0.0</u></b>
Illinois Free Lunch/Breakfast	\$14,300.0	\$14,300.0	\$0.0	\$8,149.7	\$8,149.7	\$0.0
Orphanage Tuition 18-3 (Reg Ed)	\$12,000.0	\$12,000.0	\$0.0	\$2,254.5	\$2,254.5	\$0.0
Sp-Ed - Extraordinary Services	\$303,091.7	\$303,091.7	\$0.0	\$68,369.1	\$68,369.1	\$0.0
Sp-Ed - Orphanage Tuition 14-7.03	\$105,000.0	\$105,000.0	\$0.0	\$40,218.9	\$40,218.9	\$0.0
Sp-Ed - Personnel Reimbursement	\$440,200.0	\$440,200.0	\$0.0	\$173,010.5	\$173,010.5	\$0.0
Sp-Ed - Private Tuition	\$218,947.7	\$218,947.7	\$0.0	\$28,244.3	\$28,244.3	\$0.0
Sp-Ed - Summer School	\$10,100.0	\$10,100.0	\$0.0	\$5,494.4	\$5,494.4	\$0.0
Sp-Ed - Transportation	\$440,500.0	\$440,500.0	\$0.0	\$76,316.6	\$76,316.6	\$0.0
Transportation - Regular/Vocational	\$205,808.9	\$205,808.9	\$0.0	\$57,472.1	\$57,472.1	\$0.0
<b>Standards - Assessment &amp; Accountability</b>	<b><u>\$27,400.0</u></b>	<b><u>\$0.0</u></b>	<b><u>\$27,400.0</u></b>	<b><u>\$8,938.7</u></b>	<b><u>\$0.0</u></b>	<b><u>\$8,938.7</u></b>
Assessments	\$27,400.0	\$0.0	\$27,400.0	\$8,938.7	\$0.0	\$8,938.7
Standards, Materials, Training for Teachers	\$0.0	\$0.0	\$0.0	\$0.0	\$0.0	\$0.0
Growth Model	\$0.0	\$0.0	\$0.0	\$0.0	\$0.0	\$0.0
System of Support	\$0.0	\$0.0	\$0.0	\$0.0	\$0.0	\$0.0
<b>Ensuring Quality Ed Personnel</b>	<b><u>\$2,000.0</u></b>	<b><u>\$2,000.0</u></b>	<b><u>\$0.0</u></b>	<b><u>\$250.0</u></b>	<b><u>\$250.0</u></b>	<b><u>\$0.0</u></b>
National Board Certification	\$1,000.0	\$1,000.0	\$0.0	\$0.0	\$0.0	\$0.0
Principal Mentoring Program	\$0.0	\$0.0	\$0.0	\$0.0	\$0.0	\$0.0
Teach for America	\$1,000.0	\$1,000.0	\$0.0	\$250.0	\$250.0	\$0.0
Teacher and Admin. Mentoring Program	\$0.0	\$0.0	\$0.0	\$0.0	\$0.0	\$0.0
<b>Early Childhood</b>	<b><u>\$300,192.4</u></b>	<b><u>\$296,337.4</u></b>	<b><u>\$3,855.0</u></b>	<b><u>\$86,561.0</u></b>	<b><u>\$85,318.0</u></b>	<b><u>\$1,243.0</u></b>
<b>Academic Difficulty</b>	<b><u>\$81,181.2</u></b>	<b><u>\$79,181.2</u></b>	<b><u>\$2,000.0</u></b>	<b><u>\$8,064.5</u></b>	<b><u>\$8,064.5</u></b>	<b><u>\$0.0</u></b>
Alternative Learning/Regional Safe Schools	\$6,300.0	\$6,300.0	\$0.0	\$1,523.4	\$1,523.4	\$0.0
Bilingual Education	\$63,381.2	\$61,381.2	\$2,000.0	\$1,440.5	\$1,440.5	\$0.0
Truant Alternative Optional Education	\$11,500.0	\$11,500.0	\$0.0	\$5,100.6	\$5,100.6	\$0.0
<b>Learning Technologies</b>	<b><u>\$2,500.0</u></b>	<b><u>\$1,250.0</u></b>	<b><u>\$1,250.0</u></b>	<b><u>\$945.3</u></b>	<b><u>\$388.7</u></b>	<b><u>\$556.6</u></b>
Technology for Success	\$2,500.0	\$1,250.0	\$1,250.0	\$945.3	\$388.7	\$556.6
<b>Career Preparation</b>	<b><u>\$39,312.1</u></b>	<b><u>\$39,312.1</u></b>	<b><u>\$0.0</u></b>	<b><u>\$18,497.2</u></b>	<b><u>\$18,497.2</u></b>	<b><u>\$0.0</u></b>
Agricultural Education	\$1,250.0	\$1,250.0	\$0.0	\$812.9	\$812.9	\$0.0
Career and Technical Education	\$38,062.1	\$38,062.1	\$0.0	\$17,684.3	\$17,684.3	\$0.0
<b>Strategic Plan</b>	<b><u>\$0.0</u></b>	<b><u>\$0.0</u></b>	<b><u>\$0.0</u></b>	<b><u>\$0.0</u></b>	<b><u>\$0.0</u></b>	<b><u>\$0.0</u></b>
Strategic Plan	\$0.0	\$0.0	\$0.0	\$0.0	\$0.0	\$0.0
<b>Administration</b>	<b><u>\$23,180.9</u></b>	<b><u>\$0.0</u></b>	<b><u>\$23,180.9</u></b>	<b><u>\$6,511.4</u></b>	<b><u>\$0.0</u></b>	<b><u>\$6,511.4</u></b>
<b>Targeted Initiatives</b>	<b><u>\$16,567.2</u></b>	<b><u>\$14,290.4</u></b>	<b><u>\$2,276.8</u></b>	<b><u>\$4,434.0</u></b>	<b><u>\$2,769.8</u></b>	<b><u>\$1,664.2</u></b>
Advanced Placement Classes	\$500.0	\$500.0	\$0.0	\$79.2	\$79.2	\$0.0
After School Matters	\$2,000.0	\$2,000.0	\$0.0	\$120.0	\$120.0	\$0.0
Arts and Foreign Language	\$0.0	\$0.0	\$0.0	\$0.0	\$0.0	\$0.0
Autism Project	\$100.0	\$100.0	\$0.0	\$30.0	\$30.0	\$0.0
Blind & Dyslexic	\$816.6	\$816.6	\$0.0	\$733.0	\$733.0	\$0.0

Childrens Mental Health Partnership	\$300.0	\$300.0	\$0.0	\$0.0	\$0.0	\$0.0
Community Residential Services Authority	\$592.3	\$0.0	\$592.3	\$164.2	\$0.0	\$164.2
East St. Louis School District 189	\$3,000.0	\$3,000.0	\$0.0	\$0.0	\$0.0	\$0.0
Educator Misconduct Investigations	\$184.0	\$0.0	\$184.0	\$0.0	\$0.0	\$0.0
IL Coalition Immigrant/Refugee Parent Mentor	\$1,000.0	\$1,000.0	\$0.0	\$0.0	\$0.0	\$0.0
Lowest Performing Schools	\$1,002.8	\$1,002.3	\$0.5	\$0.0	\$0.0	\$0.0
Materials Center for the Visually Impaired	\$1,421.1	\$1,421.1	\$0.0	\$585.0	\$585.0	\$0.0
Philip J. Rock Center & School	\$3,577.8	\$3,577.8	\$0.0	\$1,000.0	\$1,000.0	\$0.0
Tax Equivalent Grants	\$222.6	\$222.6	\$0.0	\$222.6	\$222.6	\$0.0
Emergency Financial Assistance Fund	\$1,500.0	\$0.0	\$1,500.0	\$1,500.0	\$0.0	\$1,500.0
Targeted Initiatives	\$350.0	\$350.0	\$0.0	\$0.0	\$0.0	\$0.0

## **NON STATE**

<b>Regional Services</b>	<b><u>\$14,695.0</u></b>	<b><u>\$14,695.0</u></b>	<b><u>\$0.0</u></b>	<b><u>\$4,686.7</u></b>	<b><u>\$4,686.7</u></b>	<b><u>\$0.0</u></b>
ROE - Bus Driver Training	\$70.0	\$70.0	\$0.0	\$70.0	\$70.0	\$0.0
ROE - Salaries	\$12,400.0	\$12,400.0	\$0.0	\$3,706.0	\$3,706.0	\$0.0
ROE - School Services	\$2,225.0	\$2,225.0	\$0.0	\$910.7	\$910.7	\$0.0
<b>School Infrastructure Fund</b>	<b><u>\$600.0</u></b>	<b><u>\$0.0</u></b>	<b><u>\$600.0</u></b>	<b><u>\$44.0</u></b>	<b><u>\$0.0</u></b>	<b><u>\$44.0</u></b>
School Infrastructure (Debt Admin)	\$600.0	\$0.0	\$600.0	\$44.0	\$0.0	\$44.0
<b>Driver Education</b>	<b><u>\$15,000.0</u></b>	<b><u>\$15,000.0</u></b>	<b><u>\$0.0</u></b>	<b><u>\$3,750.0</u></b>	<b><u>\$3,750.0</u></b>	<b><u>\$0.0</u></b>
<b>Career Prep</b>	<b><u>\$550.0</u></b>	<b><u>\$550.0</u></b>	<b><u>\$0.0</u></b>	<b><u>\$190.0</u></b>	<b><u>\$190.0</u></b>	<b><u>\$0.0</u></b>
Agricultural Education - Downstate Transit	\$550.0	\$550.0	\$0.0	\$190.0	\$190.0	\$0.0

<b>Other Funds</b>	<b><u>\$138,354.0</u></b>	<b><u>\$115,135.1</u></b>	<b><u>\$23,218.9</u></b>	<b><u>\$10,682.4</u></b>	<b><u>\$8,929.7</u></b>	<b><u>\$1,752.7</u></b>
After School Rescue Fund	\$200.0	\$200.0	\$0.0	\$0.0	\$0.0	\$0.0
Capital Development Fund-Sch Const.	\$25,000.0	\$25,000.0	\$0.0	\$0.0	\$0.0	\$0.0
Charter Schools Revolving Loan Fund	\$20.0	\$20.0	\$0.0	\$0.0	\$0.0	\$0.0
Emergency Financial Assistance Fund	\$16,140.0	\$16,140.0	\$0.0	\$600.0	\$600.0	\$0.0
Indirect Costs	\$7,015.2	\$0.0	\$7,015.2	\$842.6	\$0.0	\$842.6
ISBE - Special Purpose Trust Fund	\$8,484.8	\$90.0	\$8,394.8	\$82.0	\$82.0	\$0.0
ISBE Teacher Certificate Institute Fund	\$2,208.9	\$0.0	\$2,208.9	\$0.0	\$0.0	\$0.0
School Construction Maintenance Fund	\$67,285.1	\$67,285.1	\$0.0	\$8,247.8	\$8,247.8	\$0.0
School Technology Revolving Loan	\$5,000.0	\$5,000.0	\$0.0	\$0.0	\$0.0	\$0.0
State Charter School Commission	\$600.0	\$0.0	\$600.0	\$107.5	\$0.0	\$107.5
Teacher Certification Fee Revolving Fund	\$5,000.0	\$0.0	\$5,000.0	\$802.5	\$0.0	\$802.5
Technology Immersion - Build IL Bond Fund	\$0.0	\$0.0	\$0.0	\$0.0	\$0.0	\$0.0
Temporary Relocation Revolving Fund	\$1,400.0	\$1,400.0	\$0.0	\$0.0	\$0.0	\$0.0

## **FEDERAL**

<b>Federal Funds</b>	<b><u>\$3,007,410.5</u></b>	<b><u>\$2,844,583.0</u></b>	<b><u>\$162,827.5</u></b>	<b><u>\$318,965.6</u></b>	<b><u>\$307,045.4</u></b>	<b><u>\$11,920.2</u></b>
Advanced Placement Fee Payment	\$3,099.1	\$3,000.0	\$99.1	\$369.0	\$369.0	\$0.0
ARRA - Education Jobs Fund	\$0.0	\$0.0	\$0.0	\$0.0	\$0.0	\$0.0
ARRA - Longitudinal Data Systems	\$10,000.0	\$0.0	\$10,000.0	\$406.7	\$0.0	\$406.7
ARRA - Race to the Top	\$42,800.0	\$15,272.0	\$27,528.0	\$1,766.7	\$1,399.2	\$367.5
ARRA - Title I	\$31,732.0	\$31,732.0	\$0.0	\$0.0	\$0.0	\$0.0
ARRA - Titel I School Improvement (1003G)	\$41,668.0	\$41,668.0	\$0.0	\$9,368.7	\$9,368.7	\$0.0
ARRA - Title II Technology	\$0.0	\$0.0	\$0.0	\$0.0	\$0.0	\$0.0
Career & Technical Education	\$56,919.4	\$55,000.0	\$1,919.4	\$8,776.1	\$8,505.0	\$271.1
Career & Technical Education - Technical Prep	\$21.0	\$0.0	\$21.0	\$0.0	\$0.0	\$0.0
Charter Schools	\$9,000.0	\$9,000.0	\$0.0	\$0.0	\$0.0	\$0.0
Child Nutrition	\$737,015.2	\$725,000.0	\$12,015.2	\$98,038.7	\$95,817.5	\$2,221.2
Early Learning Challenge	\$27,640.5	\$550.0	\$27,090.5	\$17.5	\$0.0	\$17.5
Early Learning Challenge - DCFS	\$200.0	\$0.0	\$200.0	\$0.0	\$0.0	\$0.0
Early Learning Challenge - DHS	\$7,159.5	\$0.0	\$7,159.5	\$1,186.7	\$0.0	\$1,186.7
IDEA - Deaf Blind, Part C	\$500.0	\$500.0	\$0.0	\$44.8	\$44.8	\$0.0
IDEA - Improvement Plan	\$5,045.3	\$4,350.0	\$695.3	\$163.3	\$124.9	\$38.4
IDEA - Pre-School	\$25,898.5	\$25,000.0	\$898.5	\$2,966.9	\$2,881.1	\$85.8
Illinois Purchase Care Review Board	\$455.6	\$0.0	\$455.6	\$81.2	\$0.0	\$81.2

Individuals with Disabilities Educ. Act, Pt. B	\$716,578.4	\$700,000.0	\$16,578.4	\$75,977.2	\$72,932.7	\$3,044.5
IDEA - Bellefaire JCB	\$0.0	\$0.0	\$0.0	\$0.0	\$0.0	\$0.0
Integration of Schools & Mental Health Systems	\$0.0	\$0.0	\$0.0	\$0.0	\$0.0	\$0.0
Learn and Serve America	\$50.0	\$0.0	\$50.0	\$0.0	\$0.0	\$0.0
Longitudinal Data System	\$5,200.0	\$1,261.0	\$3,939.0	\$366.1	\$0.0	\$366.1
Math & Science Partnerships	\$14,633.0	\$14,000.0	\$633.0	\$1,705.7	\$1,655.4	\$50.3
National Center for Education Statistics	\$484.8	\$0.0	\$484.8	\$92.7	\$0.0	\$92.7
ONPAR	\$0.0	\$0.0	\$0.0	\$0.0	\$0.0	\$0.0
Spanish Language Assesment-SALSA	\$919.1	\$0.0	\$919.1	\$108.6	\$0.0	\$108.6
School Health Programs	\$1,160.6	\$0.0	\$1,160.6	\$3.6	\$0.0	\$3.6
Special Congressional Initiatives	\$5,000.0	\$5,000.0	\$0.0	\$0.0	\$0.0	\$0.0
Striving Readers	\$0.0	\$0.0	\$0.0	\$0.0	\$0.0	\$0.0
Title I - Basic Programs	\$824,620.1	\$813,494.4	\$11,125.7	\$83,865.8	\$82,730.4	\$1,135.4
Title I - Comprehensive School Reform	\$35.5	\$0.0	\$35.5	\$0.0	\$0.0	\$0.0
Title I - Education of Migratory Children	\$4,883.9	\$4,787.8	\$96.1	\$659.6	\$642.1	\$17.5
Title I - Even Start Family Literacy Programs	\$817.3	\$768.3	\$49.0	\$0.0	\$0.0	\$0.0
Title I - Neglected and Delinquent	\$2,207.6	\$2,111.1	\$96.5	\$315.0	\$302.0	\$13.0
Title I - School Improvement	\$113,935.1	\$108,838.4	\$5,096.6	\$7,416.8	\$6,947.8	\$469.0
Title II - Enhance Ed through Technology	\$105.0	\$0.0	\$105.0	\$0.0	\$0.0	\$0.0
Title II - Quality Teachers	\$163,299.3	\$157,000.0	\$6,299.3	\$9,284.1	\$8,969.5	\$314.6
Title III - English Language Acquisition	\$47,596.1	\$45,250.0	\$2,346.1	\$5,040.9	\$4,853.4	\$187.5
Title IV - 21st Century Schools	\$76,318.6	\$74,000.0	\$2,318.6	\$9,581.4	\$9,204.8	\$376.6
Title IV - Safe & Drug Free Schools	\$10.0	\$0.0	\$10.0	\$0.0	\$0.0	\$0.0
Title VI - Rural & Low Income Programs	\$2,088.6	\$2,000.0	\$88.6	\$107.8	\$107.8	\$0.0
Title VI - State Assessment	\$22,861.2	\$0.0	\$22,861.2	\$1,038.5	\$0.0	\$1,038.5
Title X - McKinney Homeless Assistance	\$5,436.7	\$5,000.0	\$436.7	\$215.5	\$189.3	\$26.2
Transition to Teaching	\$15.6	\$0.0	\$15.6	\$0.0	\$0.0	\$0.0
<b>TOTAL - ALL FUNDS:</b>	<b>\$9,863,589.9</b>	<b>\$9,616,980.8</b>	<b>\$246,609.1</b>	<b>\$2,142,720.7</b>	<b>\$2,110,089.9</b>	<b>\$32,630.8</b>

**ILLINOIS STATE BOARD OF EDUCATION**  
**Financial Status Report**  
**July 1, 2013 through October 31, 2013**  
**(Fiscal Year 2014)**

	Appropriation Amount	Expenditures to Date	Unexpended Appropriation	Percentage spent YTD	Percentage Unexpended
<b><u>General Revenue Fund</u></b>					
Personal Services and Related Expenditures	\$ 16,272,600	5,225,716	\$ 11,046,884	32.11%	<b>67.89%</b>
Contractual Services	6,000,000	1,109,438	4,890,562	18.49%	<b>81.51%</b>
Travel	166,320	60,677	105,643	36.48%	<b>63.52%</b>
Commodities	71,300	10,162	61,138	14.25%	<b>85.75%</b>
Printing	64,700	704	63,997	1.09%	<b>98.91%</b>
Equipment	132,200	1,309	130,891	0.99%	<b>99.01%</b>
Telecommunications	450,000	98,919	351,081	21.98%	<b>78.02%</b>
Operation of Automotive Equipment	23,800	4,518	19,282	18.98%	<b>81.02%</b>
Lump Sums	28,176,302	9,102,847	19,073,455	32.31%	<b>67.69%</b>
<i>Sub-total</i>	51,357,222	15,614,289	35,742,933	30.40%	<b>69.60%</b>
Awards and Grants	2,193,424,904	580,617,884	1,612,807,020	26.47%	<b>73.53%</b>
<b>Total General Revenue Fund</b>	<b>\$ 2,244,782,126</b>	<b>\$ 596,232,173</b>	<b>\$ 1,648,549,953</b>	<b>26.56%</b>	<b>73.44%</b>
<b><u>Education Assistance Fund</u></b>					
Awards and Grants	\$ 404,000,000	\$ -	\$ 404,000,000	0.00%	<b>100.00%</b>
<b><u>Common School Fund</u></b>					
General State Aid	\$ 4,038,198,260	\$ 1,208,169,798	\$ 2,830,028,462	29.92%	<b>70.08%</b>
<b><u>Teacher Certification Fee Revolving Fund</u></b>					
Lump Sums	\$ 5,000,000	\$ 802,549	\$ 4,197,451	16.05%	<b>83.95%</b>

**ILLINOIS STATE BOARD OF EDUCATION**  
**Financial Status Report**  
**July 1, 2013 through October 31, 2013**  
**(Fiscal Year 2014)**

	Appropriation Amount	Expenditures to Date	Unexpended Appropriation	Percentage spent YTD	Percentage Unexpended
<b><u>Drivers Education Fund</u></b>					
Awards and Grants	15,000,000	3,749,995	11,250,005	25.00%	<b>75.00%</b>
<b><u>School Dist. Emergency Financial Asst. Fund</u></b>					
Awards and Grants	\$ 16,140,000	\$ 600,000	\$ 15,540,000	3.72%	<b>96.28%</b>
<b><u>SBE Special Purpose Trust Fund</u></b>					
Lump Sums	\$ 15,500,000	\$ 924,605	\$ 14,575,395	5.97%	<b>94.03%</b>
<b><u>SBE Teacher Certification Institution Fund</u></b>					
Lump Sums	\$ 2,208,900	\$ -	\$ 2,208,900	0.00%	<b>100.00%</b>
<b><u>SBE Federal Department of Agriculture Fund</u></b>					
Personal Services and Related Expenditures	\$ 6,803,400	\$ 1,677,028	\$ 5,126,372	24.65%	<b>75.35%</b>
Contractual Services	4,210,500	466,562	3,743,939	11.08%	<b>88.92%</b>
Travel	400,000	71,425	328,575	17.86%	<b>82.14%</b>
Commodities	85,000	2,015	82,985	2.37%	<b>97.63%</b>
Printing	156,300	3,894	152,406	2.49%	<b>97.51%</b>
Equipment	310,000	320	309,680	0.10%	<b>99.90%</b>
Telecommunications	50,000	-	50,000	0.00%	<b>100.00%</b>
<b>Sub-total</b>	<b>12,015,200</b>	<b>2,221,243</b>	<b>9,793,957</b>	<b>18.49%</b>	<b>81.51%</b>
Awards and Grants	725,000,000	95,817,453	629,182,547	13.22%	<b>86.78%</b>
<b>Total SBE Federal Department of Agriculture Fund</b>	<b>\$ 737,015,200</b>	<b>\$ 98,038,696</b>	<b>\$ 638,976,504</b>	<b>13.30%</b>	<b>86.70%</b>

**ILLINOIS STATE BOARD OF EDUCATION**  
**Financial Status Report**  
**July 1, 2013 through October 31, 2013**  
**(Fiscal Year 2014)**

	Appropriation Amount	Expenditures to Date	Unexpended Appropriation	Percentage spent YTD	Percentage Unexpended
<b><u>SBE Federal Agency Services Fund</u></b>					
Personal Services and Related Expenditures	\$ 194,900	\$ -	\$ 194,900	0.00%	100.00%
Contractual Services	945,000	154	944,846	0.02%	99.98%
Travel	30,000	3,448	26,552	11.49%	88.51%
Commodities	20,000	-	20,000	0.00%	100.00%
Printing	700	-	700	0.00%	100.00%
Equipment	11,000	-	11,000	0.00%	100.00%
Telecommunications	9,000	-	9,000	0.00%	100.00%
<b>Sub-total</b>	<b>1,210,600</b>	<b>3,603</b>	<b>1,206,997</b>	<b>0.30%</b>	<b>99.70%</b>
<b>Total SBE Federal Agency Services Fund</b>	<b>\$ 1,210,600</b>	<b>\$ 3,603</b>	<b>\$ 1,206,997</b>	<b>0.30%</b>	<b>99.70%</b>
<b><u>SBE Federal Department of Education Fund</u></b>					
Personal Services and Related Expenditures	\$ 25,209,400	\$ 4,687,185	\$ 20,522,215	18.59%	81.41%
Contractual Services	21,370,000	1,359,216	20,010,784	6.36%	93.64%
Travel	1,600,000	130,238	1,469,762	8.14%	91.86%
Commodities	305,000	24,503	280,498	8.03%	91.97%
Printing	341,000	-	341,000	0.00%	100.00%
Equipment	679,000	2,750	676,250	0.40%	99.60%
Telecommunications	400,000	-	400,000	0.00%	100.00%
Lump Sums	58,780,300	2,351,206	56,429,094	4.00%	96.00%
<b>Sub-total</b>	<b>108,684,700</b>	<b>8,555,097</b>	<b>100,129,603</b>	<b>7.87%</b>	<b>92.13%</b>
Awards and Grants	2,160,500,000	212,368,157	1,948,131,843	9.83%	90.17%
<b>Total SBE Federal Department of Education Fund</b>	<b>\$ 2,269,184,700</b>	<b>\$ 220,923,254</b>	<b>\$ 2,048,261,446</b>	<b>9.74%</b>	<b>90.26%</b>
<b><u>Charter Schools Revolving Loan Program Fund</u></b>					
Awards and Grants	\$ 20,000	\$ -	\$ 20,000	0.00%	100.00%
<b><u>School Infrastructure Fund</u></b>					
Lump Sums	\$ 600,000	\$ 44,009	\$ 555,991	7.33%	92.67%



**ILLINOIS STATE BOARD OF EDUCATION**  
**Financial Status Report**  
**July 1, 2013 through October 31, 2013**  
**(Fiscal Year 2014)**

	Appropriation Amount	Expenditures to Date	Unexpended Appropriation	Percentage spent YTD	Percentage Unexpended
<b><u>School Technology Revolving Loan Program Fund</u></b>					
Awards and Grants	\$ 5,000,000	\$ -	\$ 5,000,000	0.00%	100.00%
<b><u>Temporary Relocation Expenses Revolving Grant Fund</u></b>					
Awards and Grants	\$ 1,400,000	\$ -	\$ 1,400,000	0.00%	100.00%
<b><u>Capital Development Fund</u></b>					
Grants for Educational Purposes	\$ 25,000,000	\$ -	\$ 25,000,000	0.00%	100.00%
<b><u>School Construction Fund</u></b>					
Construction Grants	\$ 67,285,147	\$ 8,247,761	\$ 59,037,386	12.26%	87.74%
<b><u>Downstate Transit Improvement Fund</u></b>					
Awards and Grants	\$ 550,000	\$ 190,000	\$ 360,000	34.55%	65.45%
<b><u>Personal Property Tax Replacement Fund</u></b>					
Lump Sums	\$ 70,000	\$ 70,000	-	100.00%	0.00%
Awards and Grants	2,225,000	910,663	1,314,337	40.93%	59.07%
Grants for Educational Purposes	12,400,000	3,706,026	8,693,974	29.89%	70.11%
<b>Total Personal Property Tax Replacement Fund</b>	<b>\$ 14,695,000</b>	<b>\$ 4,686,689</b>	<b>\$ 10,008,311</b>	<b>31.89%</b>	<b>68.11%</b>
<b><u>After School Rescue Fund</u></b>					
Lump Sums	\$ 200,000	\$ -	\$ 200,000	0.00%	100.00%
<b><u>State Charter School Commission Fund</u></b>					
Lump Sums	\$ 600,000	\$ 107,519	\$ 492,481	17.92%	82.08%
<b>ISBE TOTALS</b>	<b>\$ 9,863,589,933</b>	<b>\$ 2,142,720,651</b>	<b>\$ 7,720,869,282</b>	<b>21.72%</b>	<b>78.28%</b>

**ILLINOIS STATE BOARD OF EDUCATION**  
**Combined Financial Status Report**  
**July 1, 2013 through October 31, 2013**  
**(Fiscal Year 2014)**

	Appropriation Amount	Expenditures to Date (Direct)	Federal Indirect Cost Recovery Expenditures	Unexpended Appropriation	Percentage spent YTD	Percentage Unexpended
<b><u>All Funds</u></b>						
Personal Services and Related Expenditures	\$ 49,018,880	\$ 11,589,929	\$ 538,580	\$ 36,890,371	23.64%	75.26%
Contractual Services	32,768,199	2,935,370	242,699	29,590,130	8.96%	90.30%
Travel	2,204,995	265,788	8,675	1,930,532	12.05%	87.55%
Commodities	493,570	36,679	12,270	444,621	7.43%	90.08%
Printing	564,475	4,597	1,775	558,103	0.81%	98.87%
Equipment	1,170,725	4,378	38,525	1,127,822	0.37%	96.34%
Telecommunications	909,111	98,919	111	810,081	10.88%	89.11%
Operation of Automotive Equipment	23,800	4,518	-	19,282	18.98%	81.02%
Lump Sums	110,292,868	12,560,100	-	96,484,295	11.39%	87.48%
<i>Sub-total</i>	197,446,622	28,342,913	842,634	169,103,709	14.35%	85.65%
Awards and Grants	9,598,858,164	2,106,129,977	-	7,492,728,187	21.94%	78.06%
Construction Grants	67,285,147	8,247,761	-	59,037,386	12.26%	87.74%
<b>Total All Funds</b>	<b>\$ 9,863,589,933</b>	<b>\$ 2,141,878,017</b>	<b>\$ 842,634</b>	<b>\$ 7,720,869,282</b>	<b>21.71%</b>	<b>78.28%</b>
<b><u>General Revenue Fund</u></b>						
Personal Services and Related Expenditures	\$ 16,272,600	\$ 5,225,716	\$ -	\$ 11,046,884	32.11%	67.89%
Contractual Services	6,000,000	1,109,438	-	4,890,562	18.49%	81.51%
Travel	166,320	60,677	-	105,643	36.48%	63.52%
Commodities	71,300	10,162	-	61,138	14.25%	85.75%
Printing	64,700	704	-	63,997	1.09%	98.91%
Equipment	132,200	1,309	-	130,891	0.99%	99.01%
Telecommunications	450,000	98,919	-	351,081	21.98%	78.02%
Operation of Automotive Equipment	23,800	4,518	-	19,282	18.98%	81.02%
Lump Sums	28,176,302	9,102,847	-	19,073,455	32.31%	67.69%
<i>Sub-total</i>	51,357,222	15,614,289	-	35,742,933	30.40%	69.60%
Awards and Grants	2,193,424,904	580,617,884	-	1,612,807,020	26.47%	73.53%
<b>Total General Revenue Fund</b>	<b>\$ 2,244,782,126</b>	<b>\$ 596,232,173</b>	<b>\$ -</b>	<b>\$ 1,648,549,953</b>	<b>26.56%</b>	<b>73.44%</b>
<b><u>Other State Funds</u></b>						
Lump Sums	\$ 24,178,900	\$ 1,948,682	\$ -	\$ 22,230,218	8.06%	91.94%
<i>Sub-total</i>	24,178,900	1,948,682	-	22,230,218	8.06%	91.94%
Awards and Grants	4,519,933,260	1,217,326,482	-	3,302,606,778	26.93%	73.07%
Construction Grants	67,285,147	8,247,761	-	59,037,386	12.26%	87.74%
<b>Total Other State Funds</b>	<b>\$ 4,611,397,307</b>	<b>\$ 1,227,522,925</b>	<b>\$ -</b>	<b>\$ 3,383,874,382</b>	<b>26.62%</b>	<b>73.38%</b>
<b><u>Federal Funds</u></b>						
Personal Services and Related Expenditures	\$ 32,207,700	\$ 6,364,213	\$ -	\$ 25,843,487	19.76%	80.24%
Contractual Services	26,525,500	1,825,932	-	24,699,568	6.88%	93.12%
Travel	2,030,000	205,111	-	1,824,889	10.10%	89.90%
Commodities	410,000	26,517	-	383,483	6.47%	93.53%
Printing	498,000	3,894	-	494,106	0.78%	99.22%
Equipment	1,000,000	3,069	-	996,931	0.31%	99.69%
Telecommunications	459,000	-	-	459,000	0.00%	100.00%
Lump Sums	58,780,300	2,351,206	-	56,429,094	4.00%	96.00%
<i>Sub-total</i>	121,910,500	10,779,942	-	111,130,558	8.84%	91.16%
Awards and Grants	2,885,500,000	308,185,610	-	2,577,314,390	10.68%	89.32%
<b>Total Federal Funds</b>	<b>\$ 3,007,410,500</b>	<b>\$ 318,965,553</b>	<b>\$ -</b>	<b>\$ 2,688,444,947</b>	<b>10.61%</b>	<b>89.39%</b>

**ILLINOIS STATE BOARD OF EDUCATION**  
**Awards and Grants Expenditures**  
**July 1, 2013 through October 31, 2013**  
**(Fiscal Year 2014)**

<u><b>General Revenue Fund</b></u>	Appropriation Amount	Expenditures to Date	Unexpended Appropriation	Percentage spent YTD	Percentage Unexpended
Advanced Placement Classes	\$ 500,000	\$ 79,220	\$ 420,780	15.84%	<b>84.16%</b>
Reorganization Incentive	2,500,000	2,500,000	-	100.00%	<b>0.00%</b>
Agriculture Education	1,250,000	812,940	437,060	65.04%	<b>34.96%</b>
Bilingual Education	61,381,200	1,440,546	59,940,654	2.35%	<b>97.65%</b>
Vocational Education Career and Technical Education	38,062,100	17,684,304	20,377,796	46.46%	<b>53.54%</b>
Early Childhood Education	293,962,400	84,867,983	209,094,417	28.87%	<b>71.13%</b>
Technology for Success	1,250,000	388,725	861,275	31.10%	<b>68.90%</b>
Autism Training & Technical Assistance	100,000	30,000	70,000	30.00%	<b>70.00%</b>
Recording for Blind and Dyslexic	816,600	733,020	83,580	89.76%	<b>10.24%</b>
Children's Mental Health Partnership	300,000	-	300,000	0.00%	<b>100.00%</b>
Educational Materials Unit	1,421,100	585,000	836,100	41.17%	<b>58.83%</b>
Philip Rock Center Reimbursement	3,577,800	1,000,000	2,577,800	27.95%	<b>72.05%</b>
Alternative Education	6,300,000	1,523,402	4,776,598	24.18%	<b>75.82%</b>
Truant Alternative/Optional Education	11,500,000	5,100,562	6,399,438	44.35%	<b>55.65%</b>
National Board Certification Reimbursement	1,000,000	-	1,000,000	0.00%	<b>100.00%</b>
Teach America	1,000,000	250,000	750,000	25.00%	<b>75.00%</b>
Special Education-Private Tuition	218,947,700	28,244,250	190,703,450	12.90%	<b>87.10%</b>
Special Education-Extraordinary	303,091,700	68,369,089	234,722,611	22.56%	<b>77.44%</b>
Special Education-Personnel	440,200,000	173,010,473	267,189,527	39.30%	<b>60.70%</b>
Special Education-Orphanage Tuition	105,000,000	40,218,864	64,781,136	38.30%	<b>61.70%</b>
Transportation-Regular/Vocational	205,808,900	57,472,101	148,336,799	27.92%	<b>72.08%</b>
Transportation-Special Education	440,500,000	76,316,625	364,183,375	17.33%	<b>82.67%</b>
Free Lunch/Breakfast	14,300,000	8,149,682	6,150,318	56.99%	<b>43.01%</b>
Orphanage Tuition	12,000,000	2,254,485	9,745,515	18.79%	<b>81.21%</b>
Special Education-Summer School	10,100,000	5,494,400	4,605,600	54.40%	<b>45.60%</b>
Lowest Performing Schools	1,002,300	-	1,002,300	0.00%	<b>100.00%</b>
IL Coalition Immigrant/Refugee Parent Mentor	1,000,000	-	1,000,000	0.00%	<b>100.00%</b>
East St. Louis School District	3,000,000	-	3,000,000	0.00%	<b>100.00%</b>
Targeted Initiatives	350,000	-	350,000	0.00%	<b>100.00%</b>
Tax Equivalent Grants	222,600	222,600	-	100.00%	<b>0.00%</b>
After School Matters	2,000,000	120,000	1,880,000	6.00%	<b>94.00%</b>
<b>Total General Revenue Fund</b>	<b>\$ 2,179,444,400</b>	<b>\$ 576,868,271</b>	<b>\$ 1,605,155,349</b>	<b>26.47%</b>	<b>73.65%</b>

**ILLINOIS STATE BOARD OF EDUCATION**  
**Awards and Grants Expenditures**  
**July 1, 2013 through October 31, 2013**  
**(Fiscal Year 2014)**

	Appropriation Amount	Expenditures to Date	Unexpended Appropriation	Percentage spent YTD	Percentage Unexpended
<b><u>Education Assistance Fund</u></b>					
General State Aid	\$ 404,000,000	\$ -	\$ 404,000,000	0.00%	<b>100.00%</b>
<b>Total Education Assistance Fund</b>	<b>\$ 404,000,000</b>	<b>\$ -</b>	<b>\$ 404,000,000</b>	<b>0.00%</b>	<b>100.00%</b>
<b><u>Common School Fund</u></b>					
General State Aid	\$ 4,038,198,260	\$ 1,208,169,798	\$ 2,830,028,462	29.92%	<b>70.08%</b>
<b>Total Common School Fund</b>	<b>\$ 4,038,198,260</b>	<b>\$ 1,208,169,798</b>	<b>\$ 2,830,028,462</b>	<b>29.92%</b>	<b>70.08%</b>
<b><u>Drivers Education Fund</u></b>					
Driver Education Grants	\$ 15,000,000	\$ 3,749,995	\$ 11,250,005	25.00%	<b>75.00%</b>
<b>Total Drivers Education Fund</b>	<b>\$ 15,000,000</b>	<b>\$ 3,749,995</b>	<b>\$ 11,250,005</b>	<b>25.00%</b>	<b>75.00%</b>
<b><u>School Dist. Emergency Financial Asst. Fund</u></b>					
School District Emergency Financial Assistance	\$ 16,140,000	\$ 600,000	\$ 15,540,000	3.72%	<b>96.28%</b>
<b>Total School Dist. Emergency Fin. Asst. Fund</b>	<b>\$ 16,140,000</b>	<b>\$ 600,000</b>	<b>\$ 15,540,000</b>	<b>3.72%</b>	<b>96.28%</b>
<b><u>SBE Special Purpose Trust Fund</u></b>					
Lump Sums	\$ 90,000	\$ 81,971	\$ 8,029	91.08%	<b>8.92%</b>
<b>Total SBE Special Purpose Trust Fund</b>	<b>\$ 90,000</b>	<b>\$ 81,971</b>	<b>\$ 8,029</b>	<b>91.08%</b>	<b>8.92%</b>
<b><u>SBE Federal Department of Agriculture Fund</u></b>					
Federal Nutrition Programs	\$ 725,000,000	\$ 95,817,453	\$ 629,182,547	13.22%	<b>86.78%</b>
<b>Total SBE Federal Department of Agriculture Fund</b>	<b>\$ 725,000,000</b>	<b>\$ 95,817,453</b>	<b>\$ 629,182,547</b>	<b>13.22%</b>	<b>86.78%</b>

**ILLINOIS STATE BOARD OF EDUCATION**  
**Awards and Grants Expenditures**  
**July 1, 2013 through October 31, 2013**  
**(Fiscal Year 2014)**

	Appropriation Amount	Expenditures to Date	Unexpended Appropriation	Percentage spent YTD	Percentage Unexpended
<b><u>SBE Federal Department of Education Fund</u></b>					
Title VI Rural and Low Income Students	\$ 2,000,000	\$ 107,755	\$ 1,892,245	5.39%	<b>94.61%</b>
Race to the Top	15,272,000	1,399,222	13,872,778	9.16%	<b>90.84%</b>
Title III - English Language Acquisition	45,250,000	4,853,367	40,396,633	10.73%	<b>89.27%</b>
Charter Schools	9,000,000	-	9,000,000	0.00%	<b>100.00%</b>
Advanced Placement Fee	3,000,000	368,985	2,631,015	12.30%	<b>87.70%</b>
Title I - Basic	930,000,000	90,622,345	839,377,655	9.74%	<b>90.26%</b>
Title IV - 21st Century/Community Service	74,000,000	9,204,792	64,795,208	12.44%	<b>87.56%</b>
Title II - Teacher Quality	157,000,000	8,969,499	148,030,501	5.71%	<b>94.29%</b>
Title II - Math/Science Partnerships	14,000,000	1,655,424	12,344,576	11.82%	<b>88.18%</b>
Title X - McKinney Homeless	5,000,000	189,301	4,810,699	3.79%	<b>96.21%</b>
Longitudinal Data Systems	1,261,000	-	1,261,000	0.00%	<b>100.00%</b>
IDEA - Preschool	25,000,000	2,881,127	22,118,873	11.52%	<b>88.48%</b>
IDEA - Improvement	4,350,000	124,894	4,225,106	2.87%	<b>97.13%</b>
IDEA	700,000,000	72,932,669	627,067,331	10.42%	<b>89.58%</b>
IDEA - Deaf/Blind	500,000	44,815	455,185	8.96%	<b>91.04%</b>
Career and Technical Education - Basic Perkins	55,000,000	8,505,016	46,494,984	15.46%	<b>84.54%</b>
Special Federal Congressional Initiatives	5,000,000	-	5,000,000	0.00%	<b>100.00%</b>
Title I ARRA	31,732,000	-	31,732,000	0.00%	<b>100.00%</b>
Title I ARRA School Improvement	41,668,000	9,368,712	32,299,288	22.48%	<b>77.52%</b>
<b>Total SBE Federal Department of Education Fund</b>	<b>\$ 2,119,033,000</b>	<b>\$ 211,227,924</b>	<b>\$ 1,907,805,076</b>	<b>9.97%</b>	<b>90.03%</b>
<b><u>Charter Schools Revolving Loan Program Fund</u></b>					
Charter Schools Revolving Loans	\$ 20,000	\$ -	\$ 20,000	0.00%	<b>100.00%</b>
<b>Total Charter Schools Rev. Loan Program Fund</b>	<b>\$ 20,000</b>	<b>\$ -</b>	<b>\$ 20,000</b>	<b>0.00%</b>	<b>100.00%</b>

**ILLINOIS STATE BOARD OF EDUCATION**  
**Awards and Grants Expenditures**  
**July 1, 2013 through October 31, 2013**  
**(Fiscal Year 2014)**

	Appropriation Amount	Expenditures to Date	Unexpended Appropriation	Percentage spent YTD	Percentage Unexpended
<b><u>School Technology Revolving Loan Program Fund</u></b>					
School Technology Revolving Loans	\$ 5,000,000	\$ -	\$ 5,000,000	0.00%	<b>100.00%</b>
<b>Total School Technology Rev. Loan Program Fund</b>	<b>\$ 5,000,000</b>	<b>\$ -</b>	<b>\$ 5,000,000</b>	<b>0.00%</b>	<b>100.00%</b>
<b><u>Temporary Relocation Expenses Revolving Grant Fund</u></b>					
Temporary Relocation Revolving Loans/Grants	\$ 1,400,000	\$ -	\$ 1,400,000	0.00%	<b>100.00%</b>
<b>Total Temporary Relocation Exp. Rev. Grant Fund</b>	<b>\$ 1,400,000</b>	<b>\$ -</b>	<b>\$ 1,400,000</b>	<b>0.00%</b>	<b>100.00%</b>
<b><u>Capital Development Fund</u></b>					
Grants for Educational Purposes	\$ 25,000,000	\$ -	\$ 25,000,000	0.00%	<b>100.00%</b>
<b>Total Capital Development Fund</b>	<b>\$ 25,000,000</b>	<b>\$ -</b>	<b>\$ 25,000,000</b>	<b>0.00%</b>	<b>100.00%</b>
<b><u>School Construction Fund</u></b>					
Construction Grants	\$ 67,285,147	\$ 8,247,761	\$ 59,037,386	12.26%	<b>87.74%</b>
<b>Total School Construction Fund</b>	<b>\$ 67,285,147</b>	<b>\$ 8,247,761</b>	<b>\$ 59,037,386</b>	<b>12.26%</b>	<b>87.74%</b>
<b><u>Downstate Transit Improvement Fund</u></b>					
Awards and Grants, Lump Sum	\$ 550,000	\$ 190,000	\$ 360,000	34.55%	<b>65.45%</b>
<b>Total Downstate Transit Improvement Fund</b>	<b>\$ 550,000</b>	<b>\$ 190,000</b>	<b>\$ 360,000</b>	<b>34.55%</b>	<b>65.45%</b>

**ILLINOIS STATE BOARD OF EDUCATION**  
**Awards and Grants Expenditures**  
**July 1, 2013 through October 31, 2013**  
**(Fiscal Year 2014)**

	Appropriation Amount	Expenditures to Date	Unexpended Appropriation	Percentage spent YTD	Percentage Unexpended
<b><u>Personal Property Tax Replacement Fund</u></b>					
Lump Sums	\$ 70,000	\$ 70,000	\$ -	100.00%	<b>0.00%</b>
Awards and Grants, Lump Sums	2,225,000	910,663	1,314,337	40.93%	<b>59.07%</b>
Grants for Educational Purposes	12,400,000	3,706,026	8,693,974	29.89%	<b>70.11%</b>
<b>Total Personal Property Tax Replacement Fund</b>	<b>\$ 14,695,000</b>	<b>\$ 4,686,689</b>	<b>\$ 10,008,311</b>	<b>31.89%</b>	<b>68.11%</b>
<b><u>After School Rescue Fund</u></b>					
Lump Sums	\$ 200,000	\$ -	\$ 200,000	0.00%	<b>100.00%</b>
<b>Total After School Rescue Fund</b>	<b>\$ 200,000</b>	<b>\$ -</b>	<b>\$ 200,000</b>	<b>0.00%</b>	<b>100.00%</b>
<b>TOTAL AWARDS AND GRANTS - ALL FUNDS</b>	<b>\$ 9,611,055,807</b>	<b>\$ 2,109,639,863</b>	<b>\$ 7,503,995,164</b>	<b>21.95%</b>	<b>78.08%</b>

**ILLINOIS STATE BOARD OF EDUCATION**  
**FINANCIAL STATUS REPORT - 07/01/2013 THROUGH 10/31/2013**  
**FY2014**

	<u>Funded Amount</u>	<u>Expended Year to Date</u>	<u>% Spent Year to Date</u>	<u>October Expenditures</u>	<u>Description</u>
Personal Services and Related	56,066.4	13,452.3	24.0%	3,417.9	Salaries & Benefits
Contractual Services	182,711.0	17,166.9	9.4%	6,696.8	Agency Contracts (see below); Non-Employee Travel; Conferences; Registration Fees
Travel	2,457.0	304.8	12.4%	115.5	Staff Travel
Commodities	732.5	49.2	6.7%	23.4	Supplies; Books
Printing	764.5	7.0	0.9%	4.0	Agency Printing
Equipment	1,272.7	44.7	3.5%	38.2	Computers; Printers; Furniture
Telecommunications	1,066.7	99.9	9.4%	31.7	Telecommunications Expenses
Auto Operations	23.8	4.5	18.9%	1.7	Operation of Agency Autos
Prompt Payment Act	0.0	0.0	0.0%	0.0	Prompt Payment
Refunds	14.7	1.5	10.2%	0.0	Refunds
Temp. Relocation Revolving Fund	1,500.0	1,500.0	100.0%	0.0	Interfund Cash Transfer
Grants	9,524,695.5	2,101,842.1	22.1%	625,503.3	See Detail Below
School Construction Grants	92,285.1	8,247.8	8.9%	-19.7	School Construction Funds
<b>TOTAL</b>	<b>9,863,589.9</b>	<b>2,142,720.7</b>		<b>635,812.9</b>	

<u>Agency Contracts Breakdown:</u>	<u>Funded Amount</u>	<u>Expended Year to Date</u>	<u>% Spent Year to Date</u>	<u>October Expenditures</u>	<u>Description</u>
<u>Human Resources</u>					
Schuyler Roche & Chrisham					Arbitration matters
GRF	200.0	52.1	26.0%	36.4	
<u>Administrative Services</u>					
Alzina					Building lease in Springfield
GRF	1,221.9	380.7	31.2%	0.0	
Other State	367.6	114.5	31.2%	0.0	
Federal	750.5	233.9	31.2%	0.0	
Facilities Management					
GRF	123.2	30.9	25.1%	10.7	Rent for Chicago Office, Thompson Center
Other State	3.9	1.0	24.7%	0.3	
Federal	172.4	42.6	24.7%	15.0	
<u>General Counsel/Legal</u>					
5 Impartial Hearing Officers					Teacher Dismissal Hearing Officers
GRF	20.0	0.4	1.9%	0.2	
Laner Muchin Ltd					Prosecution of Educator misconduct cases and any other cases ISBE may request
GRF	250.0	6.1	2.4%	5.9	
ADR International, LLC					Pursuant to PA97-8 will provide training to hearing officers to enable them to preside over tenured teacher dismissal hearings across the State of Illinois.
GRF	75.0	0.0	0.0%	0.0	



	<u>Funded Amount</u>	<u>Expended Year to Date</u>	<u>% Spent Year to Date</u>	<u>October Expenditures</u>	<u>Description</u>
Hazel Crest SD #152.5					To pay for the settlement agreement with Innovation Modular Solutions (IMS) and to pay the District attorney's fees.
Other State	1,200.0	600.0	50.0%	600.0	
<u>Information Technology</u>					
Levi Ray & Shoup Inc					One Programmer/Analyst to assist in the further development and continuation of the Web-based Illinois Nutrition System (WINS).
Federal	122.4	33.2	27.1%	9.7	
Marucco Stoddard, Ferenbach & Walsh (MSF&W)					One lead programmer for Child Nutrition (CNS), Claim Entry System (ACES) and LAN based Child Nutrition System - MY11213
Federal	162.3	34.6	21.3%	11.5	
Ashbaugh & Associates					Two programmers for the Special Education Data System - MY11214
Federal	312.7	66.8	21.4%	14.1	
Lead IT					One programmer for Child Nutrition (CNS), Claim Entry System (ACES) and LAN based Child Nutrition System - MY11212
Federal	129.5	28.0	21.7%	8.7	
Ashbaugh & Associates					Two programmers for Child Nutrition (CNS), Claim Entry System (ACES) and LAN based Child Nutrition System - MY11211
Federal	326.7	83.7	25.6%	29.4	
Utilistar					Data analysis and reporting for Supplemental Education Services
Federal	49.9	0.0	0.0%	0.0	
Ashbaugh & Associates					Programmer for Teacher Certification Information System and Educator Certification System MY09212
Other State	162.3	44.3	27.3%	13.6	
Capitol Strategies Inc					Two Programmers for Child Nutrition System - MY08212
Federal	324.7	95.9	29.5%	26.6	
IBM					Ongoing maintenance for the Statewide Student Information System
GRF	750.0	425.0	56.7%	141.7	
Other State	350.0	0.0	0.0%	0.0	
Federal	600.0	0.0	0.0%	0.0	
Capitol Strategies Consulting					Continued development and maintenance of the entity profile system; assist staff in interfacing ISBE's current applications with EPS, implement enhancement requests and provide support, update user manuals and system documentation of the entity system.
GRF	155.4	0.0	0.0%	0.0	
<u>College and Career Readiness</u>					
Sangamon County ROE					Staff support for Illinois Mathematics and Science Partnership Program and Enhancing Education Through Technology as well as other statewide initiatives
Federal	70.0	17.5	25.0%	17.5	
EvalSolutions					Will provide external evaluation for Illinois Mathematics and Science Partnerships Program
Federal	63.5	31.7	50.0%	21.2	
University of Illinois					Will support the implementation and continuous improvement of the pathways initiative, including the STEM POS and Learning Exchanges.
Federal	291.8	0.0	0.0%	0.0	
Illinois Foundation FFA					Will establish a governance structure in which the Lead Entity will serve as administrative and fiscal agent of the Agriculture Learning Exchange.
Federal	170.0	43.4	25.5%	43.4	

	<u>Funded Amount</u>	<u>Expended Year to Date</u>	<u>% Spent Year to Date</u>	<u>October Expenditures</u>	<u>Description</u>
Illinois Science and Technology Inst.					Will establish a governance structure in which the Lead Entity will serve as administrative and fiscal agent of the Research and Development Learning Exchange.
Federal	159.5	0.0	0.0%	0.0	
Illinois Manufacturers' Association					Will establish a governance structure in which the Lead Entity will serve as administrative and fiscal agent of the Manufacturing Learning Exchange.
Federal	160.0	0.0	0.0%	0.0	
Illinois Community College Board					Will perform services related to the STEM College and Career Readiness project (CCR), which will support the implementation of programs of study by connecting remedial education to programs of study efforts
Federal	307.4	0.0	0.0%	0.0	
Comptia Workforce Development					Will establish a governance structure in which the Lead Entity will serve as administrative and fiscal agent of the Information Technology Learning Exchange.
Federal	150.0	37.5	25.0%	37.5	
University of Illinois					Will establish a governance structure in which the Lead Entity will serve as administrative and fiscal agent of the Health Science Learning Exchange.
Federal	159.2	0.0	0.0%	0.0	
Southwestern Ed. Dev. Corp					Will assist ISBE with state sponsored technical assistance workshops and professional development for 21st CCLC grantees.
Federal	599.2	150.0	25.0%	50.0	
Illinois Community College Board					Will provide support for Common Core State Standards implementation by supporting local curriculum alignment meetings in English Language Arts and Math at each state Community College.
Federal	210.4	0.0	0.0%	0.0	
Sangamon County ROE					Will provide staff assistance to review budgets for 21st CCLC and other grants as needed. Will provide monitors and advisors for 21st CCLC grantees and site visits.
Federal	65.0	15.5	23.8%	15.5	
Illinois Board of Higher Education					Will focus on advancement of the implementation and alignment of Common Core State Standards across secondary and post secondary curricula through the development of a regional consortia of universities, community colleges and high schools through outreach.
Federal	138.2	120.7	87.3%	119.4	
Illinois State University					Will convene and facilitate the work of multi-state teams to support common core statewide implementation planning. Provide leadership and coordination of the Partnership for the Assessment Readiness for College and Career (PARCC) Educator Leader Core.
Federal	1,064.4	44.4	4.2%	44.4	
Education Development Center					Will evaluate the implementation of the 21st CCLC Program in Illinois by measuring how well ISBE and its subgrantees are meeting established program goal and the seven statewide objectives in ISBE's 21st CCLC plan to ED.
Federal	106.2	0.0	0.0%	0.0	
<u>Early Childhood</u>					
National Louis University					Third party monitoring of Early Childhood Block Grant Programs
GRF	852.9	213.2	25.0%	213.2	
IL Department of Human Services					Gateways to Opportunities Scholarship Program for Early Childhood
GRF	500.0	500.0	100.0%	0.0	
WestEd					Contractor will develop the Illinois Kindergarten Individual Development Survey
GRF	1,523.3	380.8	25.0%	380.8	

	<u>Funded Amount</u>	<u>Expended Year to Date</u>	<u>% Spent Year to Date</u>	<u>October Expenditures</u>	<u>Description</u>
IL Department of Human Services					ISBE is the fiscal agent for RTT-ELC funds. This agreement will give ISBE the authority to transfer funds to the Illinois Department of Human Services to comply with the terms of the state's RTT-ELC application.
Federal	6,086.8	1,186.7	19.5%	428.0	
Northern Illinois University					Will provided services to ISBE and the Governor's Office of Early Childhood Development (OECD) to support OECD's implementation of the State's Race to the Top Early Learning Challenge Grant.
Federal	174.9	17.5	10.0%	17.5	
<u>English Language Learning</u>					
Illinois Resource Center					Statewide professional development
GRF	1,786.6	0.0	0.0%	0.0	
Federal	125.0	0.0	0.0%	0.0	
Illinois Migrant Council					Support & technical assistance to the Migrant Education Program
Federal	81.8	81.8	100.0%	0.0	
University of Wisconsin					Will create academic Spanish language development standards for grades PreK-12 and develop technology mediated assessments for grades PreK-12
Federal	919.1	108.6	11.8%	51.6	
Illinois Migrant Council					Support & technical assistance to the Migrant Education Program
Federal	491.7	79.2	16.1%	79.2	
<u>Special Education Services</u>					
10 Hearing Officers					Impartial Hearing Officers in the local-level - Section 14-8.02 of the School Code
Federal	317.0	112.7	35.6%	58.0	
9 Mediation Officers					Special Education mediation services
Federal	90.0	22.4	24.8%	4.5	
ROE # 20					Harrisburg Project - Manage software for special education districts and co-ops
Federal	709.4	236.5	33.3%	118.2	
Measurement Incorporated					Special Education parent survey
Federal	65.0	0.0	0.0%	0.0	
Capitol Strategies Consulting					Maintain Special Education Database System
Federal	155.8	42.0	26.9%	25.4	
Illinois State University					Evaluation services for the 5 year State Personnel Development Grant
Federal	150.0	37.5	25.0%	12.5	
Peoria County ROE					Administer, plan and implement the IL Virtual School (IVS) Program
GRF	1,200.0	550.0	45.8%	200.0	
Federal	250.0	0.0	0.0%	0.0	
Special Education Solutions					Training and on-going staff development for Due Process Hearing Officers
Federal	134.7	31.2	23.1%	10.4	
<u>Innovation and Improvement</u>					
University of Memphis					Evaluation of the effectiveness of providers for Supplemental Education Services
Federal	76.9	38.5	50.0%	38.5	
<u>Assessment</u>					
NCS Pearson (Harcourt)					Implement the Illinois Standards Achievement Test (ISAT) and state assessment and accountability requirements- MY07645
GRF	6,795.1	5,327.3	78.4%	1,040.1	
Federal	6,853.2	0.0	0.0%	0.0	

	<u>Funded Amount</u>	<u>Expended Year to Date</u>	<u>% Spent Year to Date</u>	<u>October Expenditures</u>	<u>Description</u>
NCS Pearson (Harcourt)					Development of the Illinois Standards Achievement Test- MY05647
GRF	2,505.0	1,452.6	58.0%	363.1	
Federal	2,007.8	0.0	0.0%	0.0	
NCS Pearson, Inc.					IAA Test Development (MY066410)
Federal	2,902.8	967.6	33.3%	241.9	
Wisconsin University - WIDA Consortium					Title III Requirements for the ACCESS test (English Language Learning). Validated through comparative studies
GRF	5,032.9	928.3	18.4%	938.3	
American College Testing					Administration of the Prairie State Achievement Exam (PSAE)
GRF	12,687.0	1,229.1	9.7%	1,229.1	
Other State	865.8	0.0	0.0%	0.0	
Federal	3,314.9	0.0	0.0%	0.0	
Harte-Hanks					Will provide evaluation and review of vendor services to ensure the quality and accuracy of all Illinois' assessments
Federal	379.0	65.9	17.4%	10.6	
Danny Long					Will serve as the Partnership for Assessment of Readiness for College and Careers (PARCC) Coordinator.
Federal	117.0	34.1	29.2%	14.6	
GRF	10.0	1.4	13.9%	0.2	
Wesley D. Bruce					Will provide professional consultation and management services relating to ISBE and Partnership Assessment of Readiness for College Careers (PARCC) assessment accountability, and develop a technology plan for the implementation of PARCC.
Other State	91.5	0.0	0.0%	0.0	
<u>System of Support and District Intervention</u>					
Macon Piatt ROE #39					Will support the consistent design and delivery of state professional development modules, materials and workshops through the statewide system in the areas of Math, Reading/Language Arts, Assessment/Data, Social Emotional Learning and Parent Involvement.
Federal	137.6	34.4	25.0%	11.5	
American Institutes for Research					Will direct and support the work of the Statewide System of Support (SSOS) in establishing programs and processes based on scientifically-based research and best practices.
Federal	13,879.0	3,000.0	21.6%	3,000.0	
Northern Illinois University					Refinement and maintenance of the IIRC and the development of a consolidated SIP/DIP/TIP and the Race to the Top Phase Three
GRF	993.8	0.0	0.0%	0.0	
Federal	472.0	0.0	0.0%	0.0	
Academic Development, Inc.					Technical assistance to schools/districts in developing evaluations for the content and effectiveness of the parental involvement policy activities and programs for improving the academic quality of schools through the spread of internet technology
Federal	100.7	25.2	25.0%	25.2	
Sangamon County ROE #51					Will provide staff assistance to review budgets for school improvement 1003(a) and 1003(g) and other grants as needed. To provide monitors and advisors for School Improvement 1003(g) and System of Support and technical assistance.
Federal	100.0	10.0	10.0%	10.0	
<u>Educator Licensure</u>					
Hupp Information Technologies					Redesign of the TCIS TSR Systems

	<u>Funded Amount</u>	<u>Expended Year to Date</u>	<u>% Spent Year to Date</u>	<u>October Expenditures</u>	<u>Description</u>
Other State	1,092.4	0.0	0.0%	0.0	
Illinois State University					Coordinate work to support of the National Board of Professional Teaching Standards to serve schools
Federal	350.2	0.0	0.0%	0.0	
<u>Preparation and Evaluation</u>					
3 Hearing Officers					Certification Revocation Hearing Officers
Other State	179.9	2.4	1.3%	0.6	
American Institutes for Research					Will provide a work plan that lays out strategic timelines and outcomes to be completed monthly through 6/30/13, in order to fulfill the short term and long term goals of PEAC
Federal	95.6	23.9	25.0%	8.0	
Westat					Will serve as the entity to conduct the PERA Research Based Study.
Federal	471.3	0.0	0.0%	0.0	
<u>Chief Performance Officer</u>					
IL Board of Higher Education					Integrate infrastructure and data systems of IBHE and ISBE for IL Longitudinal Data System
Federal	107.7	30.4	28.2%	21.5	
IL Board of Higher Education					IL Longitudinal Data System Status Reports
Federal	430.4	15.2	3.5%	15.2	
MSF&W					Co-project manager for the Illinois Longitudinal Data System (ILDS)
Federal	182.5	56.1	30.7%	23.0	
Illinois Community College Board					Funding for ICCB to perform certain services related to the State Longitudinal Data System ARRA Grant
Federal	700.0	54.1	7.7%	12.2	
Northern Illinois University					NIU will update the Illinois Interactive Report card to implement to new state report card per Public Act 097-0671.
Federal	190.0	95.0	50.0%	95.0	
Diversified Services Network					Time and materials contract for one business analyst for the Illinois Longitudinal Data System.
Federal	175.3	41.3	23.6%	27.0	
22nd Century Technologies Inc					Time and materials contract for one business analyst for the Illinois Longitudinal Data System.
Federal	133.5	0.0	0.0%	0.0	
Paradigm Solutions Inc					Time and materials contract for two programmer analysts for the Illinois Longitudinal Data System.
Federal	396.4	88.4	22.3%	53.3	
MSF&W					Will implement a knowledge management system for ISBE as part of the Longitudinal Data System project.
Federal	174.1	119.7	68.7%	33.8	
Champaign-Ford ROE #9					Will perform the services required to complete the LEA Support and Regional Capacity project as detailed in the Race to the Top grant.
	90.0	0.0	0.0%	0.0	
IlliniCloud					Will provide professional development services to train personnel in Race to the Top participating in LEAS to implement and use the Illinois Shared Learning Environment (ISLE). Will provide technical training for teachers, district technical staff, and administrators. Will perform content tagging that will enable digital content to be searchable through ISLE applications and accessible for teachers using ISLE.

	<u>Funded Amount</u>	<u>Expended Year to Date</u>	<u>% Spent Year to Date</u>	<u>October Expenditures</u>	<u>Description</u>
Federal	225.3	80.1	35.5%	0.0	
National Student Clearinghouse					Purchase of National Student Clearinghouse data which will report the enrollment and progress of Illinois high school graduates who have matriculated to post secondary institutions within the United States.
Federal	182.8	182.8	100.0%	92.7	
<u>Fiscal and Procurement</u>					
Crowe Horwath					Will follow the agency procedures for GAAP reports and the IOC's SAMS chapter 27 procedures to assist staff in extracting and compiling data from the Agency's Internal Accounting System for the purpose of converting accounting information from cash basis GAAP reporting
GRF	98.0	48.6	49.6%	48.6	
Multilingual Connections					Translation of documents from English to other languages
Federal	72.7	1.3	1.8%	-0.5	
Other State	0.8	0.8	99.9%	0.8	
<u>Funding &amp; Disbursements</u>					
MTW Solutions, LLC					Technical Support for e-Grants System
Federal	45.0	6.7	14.9%	6.7	
GRF	15.0	2.9	19.4%	2.9	
<u>Nutrition Programs</u>					
Legal Resolve, Inc.					Administrative Hearing Officer for Child Care Food Program
Federal	150.0	0.0	0.0%	0.0	
Department of Public Health					Conduct the summer food sanitation inspections
Federal	67.0	67.0	100.0%	0.0	
<u>School Business Services</u>					
North Chicago SD 187					Technical assistance to promote the financial health of the this district. Will provide funding toward the salary and benefits for a new financial and budget analyst position at the district.
Other State	128.5	0.0	0.0%	0.0	
LASALLE-PERU TOWNSHIP HIGH					School Maintenance Grant
Other State	50.0	50.0	100.0%	0.0	
KEWANEE CUSD 229					School Maintenance Grant
Other State	50.0	50.0	100.0%	0.0	
OHIO COMM CONS SD 17					School Maintenance Grant
Other State	50.0	50.0	100.0%	0.0	
MARSEILLES ESD 150					School Maintenance Grant
Other State	50.0	0.0	0.0%	0.0	
EAST PEORIA SD 86					School Maintenance Grant
Other State	50.0	50.0	100.0%	0.0	
LOCKPORT SD 91					School Maintenance Grant
Other State	50.0	50.0	100.0%	0.0	
SOUTHWESTERN CUSD 9					School Maintenance Grant
Other State	50.0	50.0	100.0%	0.0	
OGLESBY ESD 125					School Maintenance Grant
Other State	50.0	0.0	0.0%	0.0	
ST JOSEPH OGDEN CHSD305					School Maintenance Grant

	<u>Funded Amount</u>	<u>Expended Year to Date</u>	<u>% Spent Year to Date</u>	<u>October Expenditures</u>	<u>Description</u>
Other State CRESTON CCSD 161	50.0	50.0	100.0%	0.0	School Maintenance Grant
Other State BELLEVILLE SD 118	50.0	50.0	100.0%	0.0	School Maintenance Grant
Other State BOND COUNTY 2	50.0	50.0	100.0%	0.0	School Maintenance Grant
Other State DOLTON CUSD 149	50.0	50.0	100.0%	0.0	School Maintenance Grant
Other State JOLIET PUBLIC SCH DIST 86	50.0	50.0	100.0%	0.0	School Maintenance Grant
Other State SIGNAL HILL SD 181	50.0	50.0	100.0%	0.0	School Maintenance Grant
Other State ASTORIA CUSD 1	50.0	50.0	100.0%	0.0	School Maintenance Grant
Other State ARMSTRONG-ELLIS CSD 61	50.0	50.0	100.0%	0.0	School Maintenance Grant
Other State MIDWEST CENTRAL CUD 191	50.0	50.0	100.0%	0.0	School Maintenance Grant
Other State LANSING SD 158	50.0	50.0	100.0%	0.0	School Maintenance Grant
Other State EAST ALTON-WOOD RIVER	50.0	0.0	0.0%	0.0	School Maintenance Grant
Other State ANNA SD 37	50.0	50.0	100.0%	0.0	School Maintenance Grant
Other State HARDIN CNTY CUD 1	50.0	50.0	100.0%	0.0	School Maintenance Grant
Other State GILLESPIE CUSD 7	50.0	50.0	100.0%	0.0	School Maintenance Grant
Other State MAHOMET-SEYMOUR CUSD 3	50.0	50.0	100.0%	0.0	School Maintenance Grant
Other State WASHINGTON CHSD 308	50.0	50.0	100.0%	0.0	School Maintenance Grant
Other State GIBSON-MELVIN-SIBLEY CUSD 5	50.0	50.0	100.0%	0.0	School Maintenance Grant
Other State CARLINVILLE CUSD 1	50.0	50.0	100.0%	0.0	School Maintenance Grant
Other State MERIDIAN CUSD 15	50.0	50.0	100.0%	0.0	School Maintenance Grant
Other State CENTRAL CUSD 4	50.0	50.0	100.0%	0.0	School Maintenance Grant
Other State CRYSTAL LAKE CCSD 47	50.0	50.0	100.0%	0.0	School Maintenance Grant
Other State FAIRMONT SD 89	50.0	50.0	100.0%	0.0	School Maintenance Grant
Other State CASEY-WESTFIELD CUSD 4C	50.0	50.0	100.0%	0.0	School Maintenance Grant
Other State PRINCETON TWP HSD 500	50.0	50.0	100.0%	0.0	School Maintenance Grant
Other State	50.0	50.0	100.0%	0.0	

	<u>Funded Amount</u>	<u>Expended Year to Date</u>	<u>% Spent Year to Date</u>	<u>October Expenditures</u>	<u>Description</u>
DU QUOIN COMMUNITY UNIT SCHOOL					School Maintenance Grant
Other State	50.0	50.0	100.0%	0.0	
KANKAKEE SD 111					School Maintenance Grant
Other State	50.0	50.0	100.0%	0.0	
QUEEN BEE SD 16					School Maintenance Grant
Other State	50.0	50.0	100.0%	0.0	
LIMESTONE CHSD 310					School Maintenance Grant
Other State	50.0	50.0	100.0%	0.0	
PIKELAND CUSD 10					School Maintenance Grant
Other State	50.0	50.0	100.0%	0.0	
KINNIKINNICK CCSD131					School Maintenance Grant
Other State	50.0	50.0	100.0%	0.0	
CHRISTOPHER UNIT SCHOOL DIST 99					School Maintenance Grant
Other State	50.0	50.0	100.0%	0.0	
WALTONVILLE CUSD 1					School Maintenance Grant
Other State	50.0	50.0	100.0%	0.0	
SUNNYBROOK SCHOOL DIST 171					School Maintenance Grant
Other State	50.0	50.0	100.0%	0.0	
SPARTA CUSD 140					School Maintenance Grant
Other State	50.0	50.0	100.0%	0.0	
PEARL CITY CUSD 200					School Maintenance Grant
Other State	50.0	50.0	100.0%	0.0	
SHELBYVILLE CUSD 4					School Maintenance Grant
Other State	50.0	50.0	100.0%	0.0	
GALATIA CUSD 1					School Maintenance Grant
Other State	50.0	50.0	100.0%	0.0	
CHESTER CUSD 139					School Maintenance Grant
Other State	50.0	50.0	100.0%	0.0	
DOLTON SCHOOL DIST 148					School Maintenance Grant
Other State	50.0	50.0	100.0%	0.0	
THORNTON THSD 205					School Maintenance Grant
Other State	50.0	50.0	100.0%	0.0	
LENA WINSLOW CUSD 202					School Maintenance Grant
Other State	50.0	50.0	100.0%	0.0	
ORANGEVILLE SCHOOL DISTRICT 203					School Maintenance Grant
Other State	50.0	50.0	100.0%	0.0	
SARATOGA CCSD 60C					School Maintenance Grant
Other State	50.0	50.0	100.0%	0.0	
WOODLAND CCSD 50					School Maintenance Grant
Other State	50.0	50.0	100.0%	0.0	
HARRISON SD 36					School Maintenance Grant
Other State	50.0	50.0	100.0%	0.0	
LYONS SD 103					School Maintenance Grant
Other State	50.0	50.0	100.0%	0.0	
MANHATTAN SD 114					School Maintenance Grant
Other State	50.0	50.0	100.0%	0.0	
ZION-BENTON THSD 126					School Maintenance Grant
Other State	50.0	50.0	100.0%	0.0	
WESTERN COMMUNITY UNIT SD 12					School Maintenance Grant



	<u>Funded Amount</u>	<u>Expended Year to Date</u>	<u>% Spent Year to Date</u>	<u>October Expenditures</u>	<u>Description</u>
Other State CALUMET CITY SD 155	50.0	50.0	100.0%	0.0	School Maintenance Grant
Other State BELLEVILLE TWP HSD 201	50.0	50.0	100.0%	0.0	School Maintenance Grant
Other State CHESTER-EAST LINCOLN CCSD 61	50.0	50.0	100.0%	0.0	School Maintenance Grant
Other State MERIDIAN CUSD 101	50.0	50.0	100.0%	0.0	School Maintenance Grant
Other State SOUTH HOLLAND SD 151	50.0	50.0	100.0%	0.0	School Maintenance Grant
Other State NORTH WAMAC SD 186	50.0	50.0	100.0%	0.0	School Maintenance Grant
Other State ASHLEY CCSD 15	50.0	50.0	100.0%	0.0	School Maintenance Grant
Other State ELVERADO CUSD 196	50.0	50.0	100.0%	0.0	School Maintenance Grant
Other State ZION ESD 6	50.0	50.0	100.0%	0.0	School Maintenance Grant
Other State EAST MOLINE SD 37	50.0	50.0	100.0%	0.0	School Maintenance Grant
Other State EAST ST LOUIS SD 189	50.0	50.0	100.0%	0.0	School Maintenance Grant
Other State LASALLE ESD 122	50.0	50.0	100.0%	0.0	School Maintenance Grant
Other State PRAIRIE-HILLS ELEM SD 144	50.0	50.0	100.0%	0.0	School Maintenance Grant
Other State OTTAWA THSD 140	50.0	50.0	100.0%	0.0	School Maintenance Grant
Other State GALESBURG CUSD 205	50.0	50.0	100.0%	0.0	School Maintenance Grant
Other State GOREVILLE CUD 1	50.0	50.0	100.0%	0.0	School Maintenance Grant
Other State CENTRALIA SD 135	50.0	50.0	100.0%	0.0	School Maintenance Grant
Other State FAIRFIELD PSD 112	50.0	50.0	100.0%	0.0	School Maintenance Grant
Other State NEW HOPE CCSD 6	50.0	50.0	100.0%	0.0	School Maintenance Grant
Other State FAIRFIELD CHSD 225	50.0	50.0	100.0%	0.0	School Maintenance Grant
Other State BENTON CHSD 103	50.0	50.0	100.0%	0.0	School Maintenance Grant
Other State ROCK ISLAND SD 41	50.0	50.0	100.0%	0.0	School Maintenance Grant
Other State EWING NORTHERN CCSD 115	50.0	50.0	100.0%	0.0	School Maintenance Grant
Other State FARRINGTON CCSD 99	50.0	50.0	100.0%	0.0	School Maintenance Grant
Other State	50.0	50.0	100.0%	0.0	

	<u>Funded Amount</u>	<u>Expended Year to Date</u>	<u>% Spent Year to Date</u>	<u>October Expenditures</u>	<u>Description</u>
LICK CREEK CCSD 16					School Maintenance Grant
Other State	50.0	50.0	100.0%	0.0	
EGYPTIAN CUSD 5					School Maintenance Grant
Other State	50.0	50.0	100.0%	0.0	
COUNTY OF WILL SCHOOL DIST 88					School Maintenance Grant
Other State	50.0	50.0	100.0%	0.0	
STREATOR TWP HSD 40					School Maintenance Grant
Other State	50.0	50.0	100.0%	0.0	
CENTRAL A AND M COMMUNITY UNIT					School Maintenance Grant
Other State	50.0	50.0	100.0%	0.0	
MT VERNON CITY SCHOOL 80					School Maintenance Grant
Other State	50.0	50.0	100.0%	0.0	
HARMONY EMGE SD 175					School Maintenance Grant
Other State	50.0	50.0	100.0%	0.0	
BOARD OF ED SD 100					School Maintenance Grant
Other State	50.0	50.0	100.0%	0.0	
FREEPORT SD 145					School Maintenance Grant
Other State	50.0	50.0	100.0%	0.0	
OFALLON COMM CONS 90					School Maintenance Grant
Other State	50.0	50.0	100.0%	0.0	
COMMUNITY UNIT SCH DIST NO 1					School Maintenance Grant
Other State	50.0	50.0	100.0%	0.0	
COOK CO BD OF ED 89					School Maintenance Grant
Other State	50.0	50.0	100.0%	0.0	
SULLIVAN C U SCHOOL DIST 300					School Maintenance Grant
Other State	50.0	50.0	100.0%	0.0	
CARTERVILLE CUSD 5					School Maintenance Grant
Other State	50.0	50.0	100.0%	0.0	
EAST RICHLAND CUSD 1					School Maintenance Grant
Other State	50.0	50.0	100.0%	0.0	
ANNA JONESBORO CHSD 81					School Maintenance Grant
Other State	50.0	50.0	100.0%	0.0	
ROCK FALLS ESD 13					School Maintenance Grant
Other State	50.0	50.0	100.0%	0.0	
RED HILL CUSD 10					School Maintenance Grant
Other State	50.0	50.0	100.0%	0.0	
ROSSVILLE-ALVIN CSD 7					School Maintenance Grant
Other State	50.0	50.0	100.0%	0.0	
LITCHFIELD CUD 12					School Maintenance Grant
Other State	50.0	50.0	100.0%	0.0	
ROCKTON SD 140					School Maintenance Grant
Other State	50.0	50.0	100.0%	0.0	
POTOMAC CUSD 10					School Maintenance Grant
Other State	50.0	50.0	100.0%	0.0	
MILLSTADT CCSD 160					School Maintenance Grant
Other State	50.0	50.0	100.0%	0.0	
PONTIAC TWP HSD 90					School Maintenance Grant
Other State	50.0	50.0	100.0%	0.0	
ILLINI CENTRAL SCHOOL DIST 189					School Maintenance Grant

	<u>Funded Amount</u>	<u>Expended Year to Date</u>	<u>% Spent Year to Date</u>	<u>October Expenditures</u>	<u>Description</u>
Other State	50.0	50.0	100.0%	0.0	
NORTH WAYNE CUSD 200					School Maintenance Grant
Other State	50.0	50.0	100.0%	0.0	
MT OLIVE CUSD 5					School Maintenance Grant
Other State	50.0	50.0	100.0%	0.0	
ARCOLA CUSD 306					School Maintenance Grant
Other State	50.0	50.0	100.0%	0.0	
OHIO CHSD 505					School Maintenance Grant
Other State	50.0	50.0	100.0%	0.0	
PROPHETSTOWN-LYNDON CUSD 3					School Maintenance Grant
Other State	50.0	50.0	100.0%	0.0	
PRINCETON ELEM SD 115					School Maintenance Grant
Other State	50.0	50.0	100.0%	0.0	
SALEM SD 111					School Maintenance Grant
Other State	50.0	50.0	100.0%	0.0	
ARMSTRONG TWP HSD 225					School Maintenance Grant
Other State	50.0	50.0	100.0%	0.0	
CARBONDALE CHSD 165					School Maintenance Grant
Other State	50.0	50.0	100.0%	0.0	
SOUTH CENTRAL CUSD 401					School Maintenance Grant
Other State	50.0	50.0	100.0%	0.0	
BURNHAM COOK COUNTY					School Maintenance Grant
Other State	50.0	50.0	100.0%	0.0	
EAST COLOMA-NELSON CONS ELEM					School Maintenance Grant
Other State	50.0	50.0	100.0%	0.0	
ARGO CHSD 217					School Maintenance Grant
Other State	50.0	50.0	100.0%	0.0	

**Grants Breakdown:**

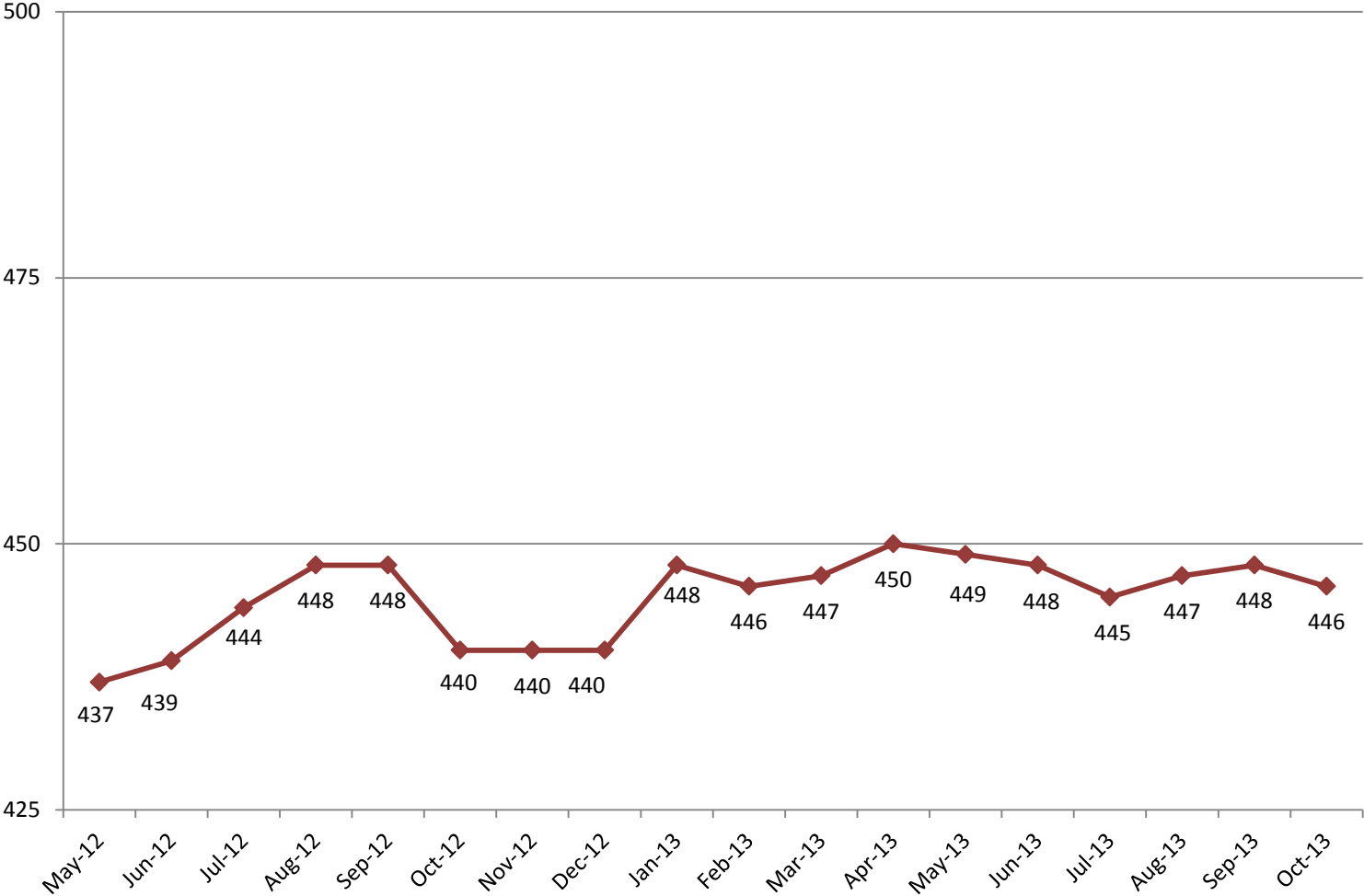
General State Aid	4,442,198.3	1,208,169.8	27.2%	1,208,169.8	Formula
Title I - Low Income	930,000.0	90,622.2	9.7%	90,622.2	Formula
Child Nutrition	725,000.0	95,817.5	13.2%	95,817.5	Formula - Reimbursement
IDEA	700,000.0	72,932.7	10.4%	72,932.7	Formula
Transportation Spec Ed	440,500.0	76,316.6	17.3%	76,316.6	Formula
Spec Ed Personnel	440,200.0	173,010.5	39.3%	173,010.5	Formula
Spec Ed Extraordinary	303,091.7	68,369.1	22.6%	68,369.1	Mandated Categorical-Supplemental
Early Childhood Block	296,337.4	85,318.0	28.8%	85,318.0	Block grant for Pre-K, parent training and prevention initiative
Spec Ed Private Facility Tuition	218,947.7	28,244.3	12.9%	28,244.3	Formula
Transportation Reg/Voc	205,808.9	57,472.1	27.9%	57,472.1	Formula
Title II - Teacher Quality	157,000.0	8,969.5	5.7%	8,969.5	Formula
Spec Ed Orphanage	105,000.0	40,218.9	38.3%	40,218.9	Formula
Title IV - 21st Century	74,000.0	9,204.8	12.4%	9,204.8	Competitive
Title I - Low Income - <b>ARRA</b>	73,400.0	9,368.7	12.8%	9,368.7	Formula - Federal Stimulus
Bilingual Education	61,381.2	1,440.5	2.3%	1,440.5	Mandated Categorical
Voc Ed - Federal	55,000.0	8,505.0	15.5%	8,505.0	Formula and Competitive - to improve student academic and career skills
Title III - English Language Acq	45,250.0	4,853.4	10.7%	4,853.4	Grant
Vocational Education - State	38,062.1	17,684.3	46.5%	17,684.3	Formula
IDEA Preschool	25,000.0	2,881.1	11.5%	2,881.1	Formula - special education, 3-5 year-olds

	<u>Funded Amount</u>	<u>Expended Year to Date</u>	<u>% Spent Year to Date</u>	<u>October Expenditures</u>	<u>Description</u>
Emergency Financial Assistance	16,140.0	600.0	3.7%	600.0	Formula and loans to school districts
Race to the Top	15,272.0	1,399.2	9.2%	1,399.2	Grants to LEA's
Driver Education	15,000.0	3,750.0	25.0%	3,750.0	Reimbursement
State Free Lunch and Breakfast	14,300.0	8,149.7	57.0%	8,149.7	Mandated Categorical - Reimbursement
Title II Math/Science Partnerships	14,000.0	1,655.4	11.8%	1,655.4	Formula
ROE Salaries	12,400.0	3,706.0	29.9%	3,706.0	Salaries for ROE's
Orphanage Tuition	12,000.0	2,254.5	18.8%	2,254.5	Reimbursement to school districts for children residing in orphanages
Truant/Dropout/Optional Education	11,500.0	5,100.6	44.4%	5,100.6	Competitive - at-risk students/dropout prevention
Spec Ed Summer School	10,100.0	5,494.4	54.4%	5,494.4	Formula - Special ed students enrolled in summer sessions
Charter Schools - Federal	9,000.0	0.0	0.0%	0.0	Competitive
Alternative Ed/Reg Safe Schools	6,300.0	1,523.4	24.2%	1,523.4	Formula
McKinney Homeless Ed	5,000.0	189.3	3.8%	189.3	Competitive grants to school districts
Congressional Earmarks	5,000.0	0.0	0.0%	0.0	Grants
School Tech. Rev. Loan	5,000.0	0.0	0.0%	0.0	Loans to schools to implement technology
IDEA Improvement Part D	4,350.0	124.9	2.9%	124.9	Reimbursement
Philip Rock Center	3,577.8	1,000.0	28.0%	1,000.0	Targeted Initiative
East St. Louis Sch Dist 189	3,000.0	0.0	0.0%	0.0	Grant to East St. Louis Sch Dist 189
Advanced Placement Fee	3,000.0	369.0	12.3%	369.0	Fee reimbursement for Adv Placement Exam and Int'l Baccalaureate exam
Reorg Incentive Feasibility Study	2,500.0	2,500.0	100.0%	2,500.0	Grants
ROE Bus Driver Training	2,295.0	980.7	42.7%	980.7	ROE Bus Driver Training
After School Matters	2,000.0	120.0	6.0%	120.0	Grant to After School Matters
Title VI-Flex. & Acct Rural Education	2,000.0	107.8	5.4%	107.8	Grants to school districts
Agriculture Education	1,800.0	1,002.9	55.7%	1,002.9	Grants to school districts
Mat'ls for the Visually Impaired	1,421.1	585.0	41.2%	585.0	Targeted Init. - with The Chicago Lighthouse for People who are Blind or Visually Impaired
Temporary Relocation	1,400.0	0.0	0.0%	0.0	Formula grants for school emergency relocation
Longitudinal Data System - DOE	1,261.0	0.0	0.0%	0.0	Grants
Technology for Success -State	1,250.0	388.7	31.1%	388.7	Grants
Lowest Performing Schools	1,002.3	0.0	0.0%	0.0	Grants to lowest performing schools
Nat'l Board Certification	1,000.0	0.0	0.0%	0.0	Grants
IL Coalition IM/RF Parent Mentor	1,000.0	0.0	0.0%	0.0	Grant to the Illions Coalition Immigrant and Refugee Rights Parent Mentor Program
Teach America	1,000.0	250.0	25.0%	250.0	Grant to Teach for America-Chicago
Recording - Blind and Dyslexic	816.6	733.0	89.8%	733.0	Grant to increase achievement of students with visual impairments
Early Learning Challenge	550.0	0.0	0.0%	0.0	Grant
Advanced Placement Classes/State	500.0	79.2	15.8%	79.2	Grants
Deaf/Blind	500.0	44.8	9.0%	44.8	Grant to Philip J. Rock Center
Children's Mental Health Partner	300.0	0.0	0.0%	0.0	Grants
Tax Equivalent Grants	222.6	222.6	100.0%	222.6	Grants
After School Rescue Fund	200.0	0.0	0.0%	0.0	Grants to Schools for After School Programs
Autism Training & Tech Assist.	100.0	30.0	30.0%	30.0	Grants to the IL Autism Training & Tech Assistance Program
Monsanto Grant to EDL#189	90.0	82.0	0.0%	82.0	Grant to East St. Louis Sch Dist 189
Charter Schools-Rev Loan Fund	20.0	0.0	0.0%	0.0	Other/Repayment of loans

**ILLINOIS STATE BOARD OF EDUCATION**  
**Comparative Statement of Expenditures to Date (October 31, 2013)**  
**Fiscal Years 2014 and 2013**

	FY14				FY13			
	Appropriation Amount	Expenditures to Date (Direct)	Federal Indirect Cost Recovery Expenditures	Percentage to Date	Appropriation Amount	Expenditures to Date (Direct)	Federal Indirect Cost Recovery Expenditures	Percentage to Date
<b>All Funds</b>								
Personal Services and Related Expenditures	\$ 49,018,880	\$ 11,589,929	\$ 538,580	24.74%	\$ 48,470,051	\$ 11,927,508	\$ 456,951	24.61%
Contractual Services	32,768,199	2,935,370	242,699	9.70%	31,783,622	2,475,306	258,122	7.79%
Travel	2,204,995	265,788	8,675	12.45%	2,209,718	278,357	13,468	12.60%
Commodities	493,570	36,679	12,270	9.92%	493,051	61,164	11,751	12.41%
Printing	564,475	4,597	1,775	1.13%	562,754	11,762	54	2.09%
Equipment	1,170,725	4,378	38,525	3.66%	1,133,081	72,768	881	6.42%
Telecommunications	909,111	98,919	111	10.89%	958,986	56,966	49,986	5.94%
Operation of Automotive Equipment	23,800	4,518	-	18.98%	23,800	4,878	-	20.50%
Lump Sums	110,292,868	12,560,100	-	11.39%	76,744,289	12,611,421	-	16.43%
<b>Sub-total</b>	<b>197,446,622</b>	<b>27,500,279</b>	<b>842,634</b>	<b>14.35%</b>	<b>162,379,352</b>	<b>27,500,130</b>	<b>791,213</b>	<b>16.94%</b>
Awards and Grants	9,598,858,164	2,106,129,977	-	21.94%	9,431,543,783	2,036,391,074	-	21.59%
Construction Grants	67,285,147	8,247,761	-	12.26%	84,125,824	16,431,059	-	0.00%
<b>Total All Funds</b>	<b>\$ 9,863,589,933</b>	<b>\$ 2,141,878,017</b>	<b>\$ 842,634</b>	<b>21.72%</b>	<b>\$ 9,678,048,959</b>	<b>\$ 2,080,322,263</b>	<b>\$ 791,213</b>	<b>21.50%</b>
<b>General Revenue Fund</b>								
Personal Services and Related Expenditures	\$ 16,272,600	\$ 5,225,716	\$ -	32.11%	\$ 16,745,700	\$ 5,442,633	\$ -	32.50%
Contractual Services	6,000,000	1,109,438	-	18.49%	6,000,000	1,054,447	-	17.57%
Travel	166,320	60,677	-	36.48%	166,250	52,697	-	31.70%
Commodities	71,300	10,162	-	14.25%	71,300	2,158	-	3.03%
Printing	64,700	704	-	1.09%	64,700	-	-	0.00%
Equipment	132,200	1,309	-	0.99%	132,200	520	-	0.39%
Telecommunications	450,000	98,919	-	21.98%	450,000	56,966	-	12.66%
Operation of Automotive Equipment	23,800	4,518	-	18.98%	23,800	4,878	-	20.50%
Lump Sums	28,176,302	9,102,847	-	32.31%	30,246,302	10,003,289	-	33.07%
<b>Sub-total</b>	<b>51,357,222</b>	<b>15,614,289</b>	<b>-</b>	<b>30.40%</b>	<b>53,900,252</b>	<b>16,617,588</b>	<b>-</b>	<b>30.83%</b>
Awards and Grants	2,193,424,904	580,617,884	-	26.47%	2,200,146,283	576,109,010	-	26.19%
<b>Total General Revenue Fund</b>	<b>\$ 2,244,782,126</b>	<b>\$ 596,232,173</b>	<b>\$ -</b>	<b>26.56%</b>	<b>\$ 2,254,046,535</b>	<b>\$ 592,726,598</b>	<b>\$ -</b>	<b>26.30%</b>
<b>Other State Funds</b>								
Lump Sums	\$ 24,178,900	\$ 1,948,682	\$ -	8.06%	\$ 23,508,900	\$ 1,091,550	\$ -	4.64%
<b>Sub-total</b>	<b>24,178,900</b>	<b>1,948,682</b>	<b>-</b>	<b>8.06%</b>	<b>23,508,900</b>	<b>1,091,550</b>	<b>-</b>	<b>4.64%</b>
Awards and Grants	4,519,933,260	1,217,326,482	-	26.93%	4,348,697,500	1,176,713,257	-	27.06%
Construction Grants	67,285,147	8,247,761	-	0.00%	84,125,824	16,431,059	-	0.00%
<b>Total Other State Funds</b>	<b>\$ 4,611,397,307</b>	<b>\$ 1,227,522,925</b>	<b>\$ -</b>	<b>26.62%</b>	<b>\$ 4,456,332,224</b>	<b>\$ 1,194,235,866</b>	<b>\$ -</b>	<b>26.80%</b>
<b>Federal Funds</b>								
Personal Services and Related Expenditures	\$ 32,207,700	\$ 6,364,213	\$ -	19.76%	\$ 31,267,400	\$ 6,484,875	\$ -	20.74%
Contractual Services	26,525,500	1,825,932	-	6.88%	25,525,500	1,420,859	-	5.57%
Travel	2,030,000	205,111	-	10.10%	2,030,000	225,660	-	11.12%
Commodities	410,000	26,517	-	6.47%	410,000	59,006	-	14.39%
Printing	498,000	3,894	-	0.78%	498,000	11,762	-	2.36%
Equipment	1,000,000	3,069	-	0.31%	1,000,000	72,248	-	7.22%
Telecommunications	459,000	-	-	0.00%	459,000	-	-	0.00%
Lump Sums	58,780,300	2,351,206	-	4.00%	23,780,300	2,307,795	-	9.70%
<b>Sub-total</b>	<b>121,910,500</b>	<b>10,779,942</b>	<b>-</b>	<b>8.84%</b>	<b>84,970,200</b>	<b>10,582,205</b>	<b>-</b>	<b>12.45%</b>
Awards and Grants	2,885,500,000	308,185,610	-	10.68%	2,882,700,000	283,568,807	-	9.84%
<b>Total Federal Funds</b>	<b>\$ 3,007,410,500</b>	<b>\$ 318,965,553</b>	<b>\$ -</b>	<b>10.61%</b>	<b>\$ 2,967,670,200</b>	<b>\$ 294,151,012</b>	<b>\$ -</b>	<b>9.91%</b>

**ILLINOIS STATE BOARD OF EDUCATION  
18-MONTH HEADCOUNT HISTORY  
(AS OF OCTOBER 2013)**



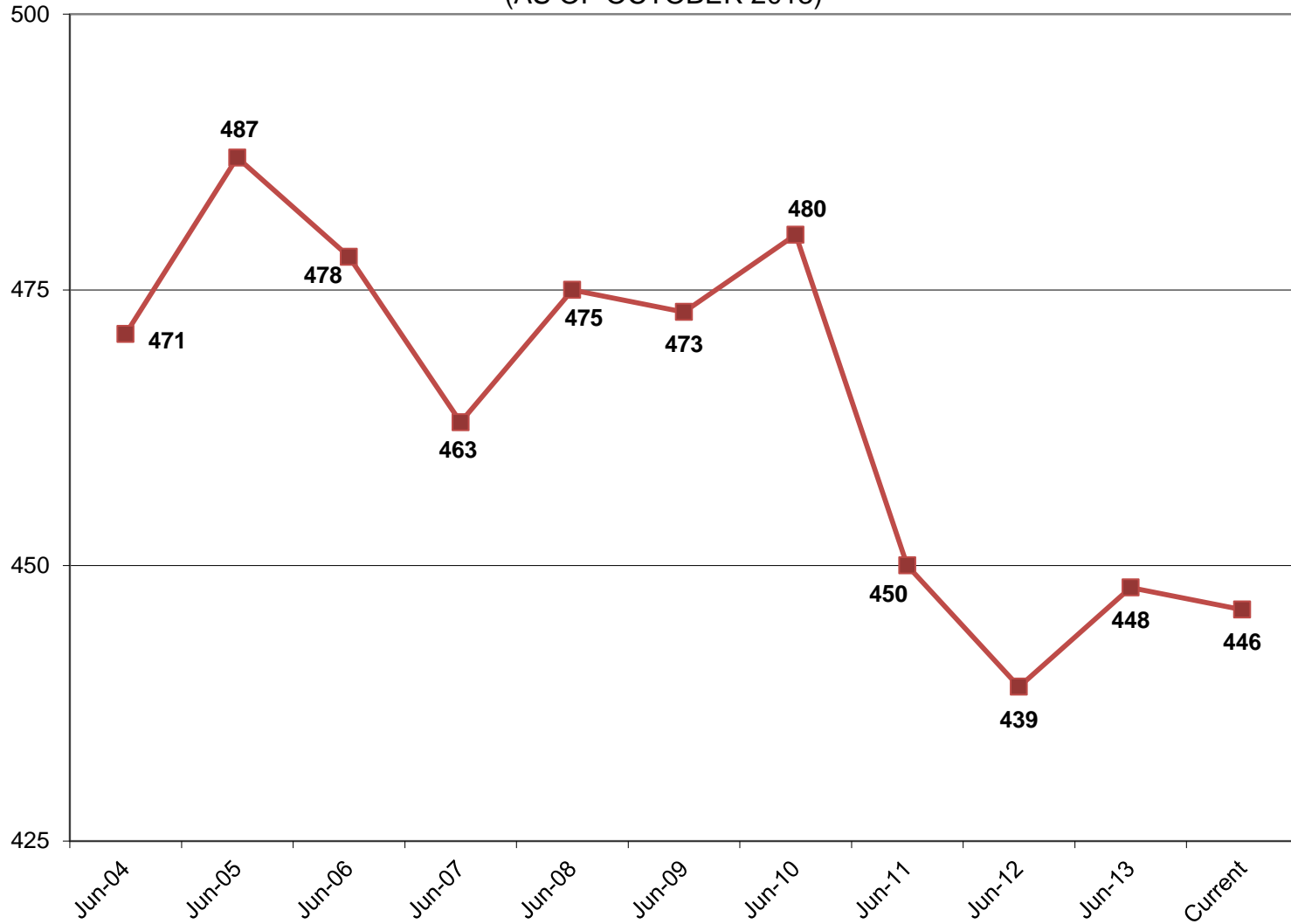
**ILLINOIS STATE BOARD OF EDUCATION  
AGENCY STAFF DETAIL AS OF OCTOBER 2013**

	Mgmt.	Prof.	Support	GRF	Non-GRF	Total
<b>STATE SUPERINTENDENT</b>						
State Superintendent's Office	<u>1</u>	<u>2</u>	<u>0</u>	<u>3</u>	<u>0</u>	<u>3</u>
Sub-Total	1	2	0	3	0	3
<b>GENERAL COUNSEL</b>						
Legal	4	16	2	17	5	22
Governmental Relations	<u>0</u>	<u>2</u>	<u>0</u>	<u>2</u>	<u>0</u>	<u>2</u>
Sub-Total	4	18	2	19	5	24
<b>DEPUTY SUPERINTENDENT/ DIRECTOR OF PUBLIC INFORMATION</b>						
Center Administration	1	0	1	2	0	2
Board Services	0	1	1	2	0	2
Public Information	<u>1</u>	<u>4</u>	<u>1</u>	<u>5</u>	<u>1</u>	<u>6</u>
Sub-Total	2	5	3	9	1	10
<b>INTERNAL AUDIT</b>						
Center Administration	1	2	1	2	2	4
Federal and State Monitoring	<u>1</u>	<u>17</u>	<u>1</u>	<u>10</u>	<u>9</u>	<u>19</u>
Sub-Total	2	19	2	12	11	23
<b>DEPUTY SUPERINTENDENT/ CHIEF EDUCATION OFFICER</b>						
Center Administration	<u>3</u>	<u>0</u>	<u>1</u>	<u>4</u>	<u>0</u>	<u>4</u>
Sub-Total	3	0	1	4	0	4
<b>INNOVATION AND IMPROVEMENT</b>						
Center Administration	1	0	1	1	1	2
College and Career Readiness	1	12	1	5	9	14
Title Grant Administration	1	13	3	2	15	17
System of Support & District Intervention	<u>1</u>	<u>4</u>	<u>2</u>	<u>0</u>	<u>7</u>	<u>7</u>
Sub-Total	4	29	7	8	32	40
<b>SPECIALIZED INSTRUCTION, NUTRITION &amp; WELLNESS</b>						
Center Administration	1	0	1	0	2	2
Special Education Services	3	51	7	6	55	61
Nutrition and Wellness Programs	<u>1</u>	<u>35</u>	<u>3</u>	<u>5</u>	<u>34</u>	<u>39</u>
Sub-Total	5	86	11	11	91	102
<b>LANGUAGE &amp; EARLY CHILDHOOD DEVELOPMENT</b>						
Center Administration	1	0	1	2	0	2
Early Childhood	1	7	2	8	2	10
English Language Learning	<u>1</u>	<u>9</u>	<u>1</u>	<u>7</u>	<u>4</u>	<u>11</u>
Sub-Total	3	16	4	17	6	23
<b>DIRECTOR OF ASSESSMENTS</b>						
Assessment	<u>2</u>	<u>12</u>	<u>2</u>	<u>10</u>	<u>6</u>	<u>16</u>
Sub-Total	2	12	2	10	6	16
<b>TEACHER AND LEADER EFFECTIVENESS</b>						
Center Administration	1	0	0	1	0	1
Educator Licensure	1	11	7	0	19	19
Preparation and Evaluation	<u>1</u>	<u>4</u>	<u>3</u>	<u>8</u>	<u>0</u>	<u>8</u>
Sub-Total	3	15	10	9	19	28

	Mgmt.	Prof.	Support	GRF	Non-GRF	Total
<b>CHIEF OPERATING OFFICER</b>						
Center Administration	1	0	1	2	0	2
Human Resources	2	5	6	12	1	13
Facility Management	1	3	12	14	2	16
Information Technology	<u>4</u>	<u>48</u>	<u>4</u>	<u>33</u>	<u>23</u>	<u>56</u>
Sub-Total	8	56	23	61	26	87
<b>CHIEF PERFORMANCE OFFICER</b>						
Center Administration	3	5	2	7	3	10
Data Analysis and Accountability	<u>1</u>	<u>6</u>	<u>1</u>	<u>5</u>	<u>3</u>	<u>8</u>
Sub-Total	4	11	3	12	6	18
<b>CHIEF FINANCIAL OFFICER</b>						
Center Administration	1	1	1	3	0	3
Budget & Financial Management	1	2	0	2	1	3
Fiscal & Procurement Services	1	10	4	12	3	15
Funding and Disbursements	2	19	7	13	15	28
School Business Services	<u>2</u>	<u>14</u>	<u>3</u>	<u>18</u>	<u>1</u>	<u>19</u>
Sub-Total	7	46	15	48	20	68
<b>GRAND TOTAL, ALL CENTERS</b>	<b>48</b>	<b>315</b>	<b>83</b>	<b>223</b>	<b>223</b>	<b>446</b>
	11%	71%	19%	50%	50%	100%



**ILLINOIS STATE BOARD OF EDUCATION**  
**10-yr HEADCOUNT HISTORY**  
(AS OF OCTOBER 2013)



**Illinois State Board of Education**  
**Contract Awards**  
**October 1, 2013 through October 31, 2013**

<b>Vendor</b>	<b>Illinois Procurement Bulletin Award Notice Date</b>
Gail ImObersteg (Special Education Law Associates)	10/10/2013
East St. Louis SD #189	n/a
Sangamon County ROE #51	n/a
Gerald Chapman	n/a
Sharon Damore	n/a
Nancy Gannon	n/a
Anna Groh	n/a
Seema Iman	n/a
Gretchen Ludwig	n/a
Jimmie Moore	n/a
Joy Mullaney	n/a
Robert Rice	n/a
David Smith	n/a
Sue Snyder	n/a
Keith Wilharm	n/a
Judith Strohschein	n/a

Type of Award	Term	Contract Term Amount
Contract Award Notice	upon execution- 6/30/2014	\$ 49,998.00
New Intergovernmental Agreement	10/31/13-6/30/14	\$ 236,000.00
New Small Purchase Contract	10/28/13-6/30/14	\$ 100,000.00
New Small Purchase Contract	10/28/13-6/30/14	\$ 15,000.00
New Small Purchase Contract	10/28/13-6/30/14	\$ 16,000.00
New Small Purchase Contract	10/28/13-6/30/14	\$ 12,000.00
New Small Purchase Contract	10/28/13-6/30/14	\$ 16,000.00
New Small Purchase Contract	10/28/13-6/30/14	\$ 17,000.00
New Small Purchase Contract	10/28/13-6/30/14	\$ 15,000.00
New Small Purchase Contract	10/28/13-6/30/14	\$ 10,500.00
New Small Purchase Contract	10/28/13-6/30/14	\$ 14,500.00
New Small Purchase Contract	10/28/13-6/30/14	\$ 7,000.00
New Small Purchase Contract	10/28/13-6/30/14	\$ 13,500.00
New Small Purchase Contract	10/28/13-6/30/14	\$ 14,500.00
New Small Purchase Contract	10/28/13-6/30/14	\$ 15,500.00
New Small Purchase Contract	10/28/13-6/30/14	\$ 7,500.00

**Description**

Contractor will conduct performance reviews of all current and active special education due process hearing officers in Illinois.

To provide reimbursement for the CFO and to fund mentors for the CFO.

Non-public elementary and secondary school reviews and renewals

Non-public elementary and secondary school reviews and renewals

Non-public elementary and secondary school reviews and renewals

Non-public elementary and secondary school reviews and renewals

Non-public elementary and secondary school reviews and renewals

Non-public elementary and secondary school reviews and renewals

Non-public elementary and secondary school reviews and renewals

Non-public elementary and secondary school reviews and renewals

Non-public elementary and secondary school reviews and renewals

Non-public elementary and secondary school reviews and renewals

Non-public elementary and secondary school reviews and renewals

Non-public elementary and secondary school reviews and renewals

Non-public elementary and secondary school reviews and renewals

Non-public elementary and secondary school reviews and renewals

Non-public elementary and secondary school reviews and renewals

**ILLINOIS STATE BOARD OF EDUCATION  
FUNDING AND DISBURSEMENT SERVICES DIVISION  
100 NORTH FIRST STREET, SPRINGFIELD, IL 62777**

**Approved Grants Less Than 1 Million**

Thru Date:(10/01/2013-10/31/2013)

**Program: 2014 - 3220, Career & Technical Ed Improvement (CTEI)**

<u>RCDT</u>	<u>District Name</u>	<u>City</u>	<u>Budget Amt</u>	<u>Approval Date</u>
53-000-0000-46(00)	TAZEWELL COUNTY DEL SYST-EFE	PEKIN	\$541,298	10/10/2013
			<b>\$541,298</b>	

**Program: 2014 - 3235, Agriculture Education**

<u>RCDT</u>	<u>District Name</u>	<u>City</u>	<u>Budget Amt</u>	<u>Approval Date</u>
01-001-0020-26(20)	LIBERTY CUSD 2	LIBERTY	\$2,070	10/01/2013
01-001-0030-26(20)	COMMUNITY UNIT SCHOOL DIST 3	CAMP POINT	\$1,594	10/25/2013
01-001-0040-26(20)	MENDON CUSD 4	MENDON	\$1,822	10/08/2013
01-075-0040-26(20)	GRIGGSVILLE CUSD 4	GRIGGSVILLE	\$1,925	10/16/2013
01-075-0120-26(20)	WESTERN COMMUNITY UNIT SD 12	BARRY	\$2,526	10/30/2013
02-002-0050-26(20)	EGYPTIAN CUSD 5	TAMMS	\$1,366	10/17/2013
02-044-0010-26(20)	GOREVILLE CUD 1	GOREVILLE	\$1,988	10/09/2013
02-044-1330-17(20)	VIENNA HSD 133	VIENNA	\$1,284	10/09/2013
02-061-0010-26(20)	MASSAC COUNTY UNIT SCHOOL DIST 1	METROPOLIS	\$1,222	10/08/2013
02-061-0380-26(20)	JOPPA-MAPLE GROVE UD 38	JOPPA	\$1,325	10/09/2013
02-077-1000-26(20)	CENTURY CUSD 100	ULLIN	\$2,500	10/02/2013
02-091-0810-16(20)	ANNA JONESBORO CHSD 81	ANNA	\$1,139	10/09/2013
03-003-0010-26(20)	MULBERRY GROVE CUSD 1	MULBERRY GRO	\$1,056	10/25/2013
03-003-0020-26(20)	BOND COUNTY 2	GREENVILLE	\$2,505	10/01/2013
03-025-0100-26(20)	ALTAMONT CUSD 10	ALTAMONT	\$1,429	10/01/2013
03-026-2020-26(20)	ST ELMO CUSD 202	SAINT ELMO	\$2,319	10/03/2013
03-026-2030-26(20)	VANDALIA CUSD 203	VANDALIA	\$1,884	10/04/2013
03-026-2040-26(20)	RAMSEY CUSD 204	RAMSEY	\$1,573	10/07/2013
04-004-2000-26(20)	NORTH BOONE CUD 200	POPLAR GROVE	\$1,429	10/08/2013
08-008-3080-26(20)	EASTLAND CUSD 308	LANARK	\$2,360	10/08/2013
08-008-3990-26(20)	CHADWICK-MILLEDGEVILLE CUSD 399	MILLEDGEVILLE	\$2,133	10/17/2013
08-043-2060-26(20)	STOCKTON CUSD 206	STOCKTON	\$1,739	10/08/2013
08-043-2100-26(20)	RIVER RIDGE CUSD 210	HANOVER	\$1,801	10/09/2013
08-043-2110-26(20)	SCALES MOUND CUSD 211	SCALES MOUND	\$2,133	10/02/2013
08-089-1450-22(20)	FREEPORT SD 145	FREEPORT	\$973	10/18/2013
08-089-2000-26(20)	PEARL CITY CUSD 200	PEARL CITY	\$1,863	10/09/2013
08-089-2010-26(20)	DAKOTA CUSD 201	DAKOTA	\$1,553	10/25/2013
08-089-2020-26(20)	LENA WINSLOW CUSD 202	LENA	\$1,946	10/08/2013
09-010-0010-26(20)	FISHER CUSD 1	FISHER	\$1,097	10/08/2013
09-010-0070-26(20)	COMMUNITY UNIT SCH DIST 7	TOLONO	\$2,319	10/08/2013
09-010-0080-26(20)	HERITAGE CUSD 8	HOMER	\$1,636	10/01/2013
09-010-1930-17(20)	RANTOUL TWP HSD 193	RANTOUL	\$1,056	10/08/2013
09-010-3050-16(20)	ST JOSEPH OGDEN CHSD305	SAINT JOSEPH	\$1,304	10/17/2013
09-010-5450-51(00)	UNIVERSITY OF ILLINOIS	CHAMPAIGN	\$6,905	10/04/2013
09-027-0050-26(20)	GIBSON-MELVIN-SIBLEY CUSD 5	GIBSON CITY	\$1,491	10/04/2013
09-027-0100-26(20)	PAXTON BUCKLEY LODA CUSD	PAXTON	\$2,629	10/01/2013
10-011-0010-26(20)	MORRISONVILLE CUSD 1	MORRISONVILLE	\$1,429	10/16/2013
10-011-0030-26(20)	COUNTY OF CHRISTIAN TAYLORVILLE	TAYLORVILLE	\$2,629	10/02/2013
10-011-0080-26(20)	PANA SD 8	PANA	\$2,277	10/18/2013
10-068-0020-26(20)	PANHANDLE COMM UNIT SCH DIST	RAYMOND	\$1,594	10/08/2013
10-068-0030-26(20)	HILLSBORO CUSD 3	HILLSBORO	\$2,215	10/08/2013
10-068-0220-26(20)	NOKOMIS CUSD 22	NOKOMIS	\$2,070	10/08/2013

**ILLINOIS STATE BOARD OF EDUCATION  
FUNDING AND DISBURSEMENT SERVICES DIVISION**  
100 NORTH FIRST STREET, SPRINGFIELD, IL 62777

**Approved Grants Less Than 1 Million**

Thru Date:(10/01/2013-10/31/2013)

11-012-002C-26(20)	MARSHALL CUSD 2C	MARSHALL	\$1,843	10/02/2013
11-012-004C-26(20)	CASEY-WESTFIELD CUSD 4C	CASEY	\$932	10/02/2013
11-015-0010-26(20)	CHARLESTON CUSD 1	CHARLESTON	\$1,905	10/02/2013
11-015-0020-26(20)	MATTOON CUSD 2	MATTOON	\$1,946	10/18/2013
11-018-0770-26(20)	CUMBERLAND CUSD 77	TOLEDO	\$2,174	10/02/2013
11-023-0010-26(20)	SHILOH CUSD 1	HUME	\$2,277	10/17/2013
11-023-0060-26(20)	COMMUNITY UNIT SCHOOL DIST NO 6	CHRISMAN	\$1,346	10/01/2013
11-087-0010-26(20)	WINDSOR CUSD 1	WINDSOR	\$1,946	10/07/2013
11-087-003A-26(20)	COWDEN-HERRICK CUSD 3A	COWDEN	\$2,153	10/02/2013
12-013-0100-26(20)	CLAY CITY CUSD 10	CLAY CITY	\$1,429	10/08/2013
12-013-0250-26(20)	NORTH CLAY CUSD 25	LOUISVILLE	\$2,091	10/02/2013
12-017-0040-26(20)	OBLONG CUSD 4	OBLONG	\$1,988	10/25/2013
12-040-0010-26(20)	JASPER COUNTY CUD 1	NEWTON	\$2,112	10/01/2013
12-051-0100-26(20)	RED HILL CUSD 10	BRIDGEPORT	\$2,195	10/17/2013
12-051-0200-26(20)	COMMUNITY UNIT SCHOOL DIST NO 20	LAWRENCEVILL	\$1,077	10/08/2013
12-080-0010-26(20)	EAST RICHLAND CUSD 1	OLNEY	\$2,816	10/03/2013
13-014-0030-26(20)	WESCLIN CUSD 3	TRENTON	\$2,029	10/08/2013
13-058-2000-17(20)	CENTRALIA HSD 200	CENTRALIA	\$725	10/08/2013
13-058-5010-26(20)	SANDOVAL CUSD 501	SANDOVAL	\$5,000	10/16/2013
13-058-7220-26(20)	ODIN PUBLIC SCHOOL DIST 722	ODIN	\$2,153	10/02/2013
13-095-0990-16(20)	NASHVILLE CHSD 99	NASHVILLE	\$2,381	10/02/2013
16-019-4240-26(20)	GENOA KINGSTON CUSD 424	GENOA	\$1,863	10/02/2013
16-019-4290-26(20)	HINCKLEY BIG ROCK CUSD 429	HINCKLEY	\$2,650	10/17/2013
16-019-4320-26(20)	SOMONAUK CUSD 432	SOMONAUK	\$2,422	10/09/2013
17-020-0180-26(20)	BLUE RIDGE CUSD 18	FARMER CITY	\$2,422	10/01/2013
17-053-0050-26(20)	WOODLAND CUSD 5	STREATOR	\$1,967	10/17/2013
17-053-006J-26(20)	TRI- POINT CUSD 6-J	KEMPTON	\$2,112	10/02/2013
17-053-0080-26(20)	PRAIRIE CENTRAL CUSD 8	FAIRBURY	\$2,319	10/04/2013
17-053-0740-27(20)	FLANAGAN-CORNELL UNIT DIST 74	FLANAGAN	\$1,739	10/30/2013
17-053-0900-17(20)	PONTIAC TWP HSD 90	PONTIAC	\$2,774	10/07/2013
17-053-2300-17(20)	DWIGHT TWP HSD 230	DWIGHT	\$1,573	10/03/2013
17-064-0020-26(20)	LEROY CUSD 2	LE ROY	\$1,822	10/02/2013
17-064-0030-26(20)	TRI VALLEY CUSD 3	DOWNS	\$1,884	10/25/2013
17-064-0040-26(20)	HEYWORTH CUSD 4	HEYWORTH	\$2,340	10/30/2013
17-064-0070-26(20)	LEXINGTON CUSD 7	LEXINGTON	\$2,070	10/01/2013
17-064-5450-51(00)	ILLINOIS STATE UNIVERSITY	NORMAL	\$6,832	10/16/2013
20-030-0070-26(20)	GALLATIN CUSD 7	JUNCTION	\$1,325	10/09/2013
20-035-0010-26(20)	HARDIN CNTY CUD 1	ELIZABETHTOW	\$1,449	10/08/2013
20-076-0010-26(20)	POPE CO CUD 1	GOLCONDA	\$1,139	10/25/2013
20-083-0010-26(20)	GALATIA CUSD 1	GALATIA	\$1,366	10/01/2013
20-083-0040-26(20)	ELDORADO CUSD 4	ELDORADO	\$2,650	10/08/2013
20-093-3480-26(20)	WABASH CUSD 348	MOUNT CARMEL	\$1,366	10/02/2013
20-096-1000-26(20)	WAYNE CITY CUSD 100	WAYNE CITY	\$2,091	10/09/2013
20-096-2250-16(20)	FAIRFIELD CHSD 225	FAIRFIELD	\$2,091	10/09/2013
20-097-0010-26(20)	GRAYVILLE CUSD 1	GRAYVILLE	\$1,636	10/08/2013
20-097-0030-26(20)	NORRIS CITY-OMAHA-ENFIELD CU 3	NORRIS CITY	\$994	10/08/2013
21-028-1030-13(20)	BENTON CHSD 103	BENTON	\$1,222	10/02/2013
21-028-1680-26(20)	FRANKFORT COMMUNITY UNIT 168	WEST FRANKFOR	\$1,636	10/09/2013
21-028-1740-26(20)	THOMPSONVILLE COMMUNITY UNIT	THOMPSONVILL	\$1,511	10/07/2013

**ILLINOIS STATE BOARD OF EDUCATION  
FUNDING AND DISBURSEMENT SERVICES DIVISION  
100 NORTH FIRST STREET, SPRINGFIELD, IL 62777**

**Approved Grants Less Than 1 Million**

**Thru Date:(10/01/2013-10/31/2013)**

21-028-1960-26(20)	SESSER-VALIER CUSD 196	SESSER	\$2,500	10/07/2013
21-100-0030-26(20)	COMMUNITY UNIT DISTRICT NO 3	MARION	\$911	10/07/2013
22-029-0010-26(20)	ASTORIA CUSD 1	ASTORIA	\$2,319	10/08/2013
22-029-0030-26(20)	FULTON COUNTY CUSD 3	CUBA	\$2,961	10/25/2013
22-029-0660-25(20)	CANTON UNION SD 66	CANTON	\$2,174	10/30/2013
22-085-0050-26(20)	SCHUYLER-INDUSTRY CUSD 5	RUSHVILLE	\$2,505	10/25/2013
24-032-1110-16(20)	COUNTY OF GRUNDY SD 111	CHANNAHON	\$766	10/02/2013
24-047-0180-16(20)	NEWARK CHSD 18	NEWARK	\$2,754	10/25/2013
24-047-3080-26(20)	OSWEGO CUSD 308	OSWEGO	\$642	10/09/2013
25-033-0100-26(20)	HAMILTON CNTY CUSD 10	MCLEANSBORO	\$2,257	10/07/2013
25-041-2040-17(20)	WEBBER TOWNSHIP HSD 204	BLUFORD	\$2,236	10/08/2013
25-041-2050-16(20)	WOODLAWN CHSD 205	WOODLAWN	\$2,029	10/08/2013
26-034-3070-16(20)	ILLINI WEST HSD 307	CARTHAGE	\$1,822	10/25/2013
26-034-3160-26(20)	COMMUNITY HS DISTRICT 316	WARSAW	\$2,277	10/08/2013
26-034-3370-26(20)	SOUTHEASTERN CUSD 337	AUGUSTA	\$2,505	10/08/2013
26-062-5440-51(00)	WESTERN ILLINOIS UNIVERSITY	MACOMB	\$5,919	10/04/2013
27-036-2350-26(20)	WEST CENTRAL CUSD 235	BIGGSVILLE	\$2,257	10/25/2013
27-094-2380-26(20)	MONMOUTH-ROSEVILLE CUSD 238	MONMOUTH	\$1,615	10/08/2013
27-094-3040-26(20)	UNITED CUSD 304	MONMOUTH	\$2,526	10/01/2013
28-006-3030-26(20)	LAMOILLE CUSD 303	LA MOILLE	\$227	10/02/2013
28-006-3400-26(20)	BUREAU VALLEY CUSD 340	MANILUS	\$2,070	10/17/2013
28-037-2260-26(20)	ANNAWAN CUSD 226	ANNAWAN	\$2,319	10/02/2013
28-037-2270-26(20)	CAMBRIDGE CUSD 227	CAMBRIDGE	\$1,656	10/02/2013
28-037-2290-26(20)	KEWANEE CUSD 229	KEWANEE	\$1,698	10/02/2013
28-037-2300-26(20)	WETHERSFIELD CUSD 230	KEWANEE	\$1,573	10/01/2013
28-088-1000-26(20)	STARK COUNTY CUSD 100	WYOMING	\$2,133	10/02/2013
30-039-5400-51(00)	SOUTHERN ILL UNIV-CARBONDALE	CARBONDALE	\$4,344	10/25/2013
30-073-1010-16(20)	PINCKNEYVILLE CHSD 101	PINCKNEYVILLE	\$1,366	10/02/2013
30-073-3000-26(20)	DU QUOIN COMMUNITY UNIT SCHOOL	DU QUOIN	\$2,153	10/09/2013
31-045-3010-26(20)	CENTRAL CUSD 301	BURLINGTON	\$1,863	10/07/2013
31-045-3020-26(20)	KANELAND CUSD 302	MAPLE PARK	\$1,594	10/07/2013
32-038-0090-26(20)	IROQUOIS COUNTY CUSD 9	WATSEKA	\$1,801	10/08/2013
32-046-0020-26(20)	HERSCHER CUSD 2	HERSCHER	\$1,967	10/02/2013
32-046-0050-26(20)	COUNTY OF KANKAKEE 5 MANTENO	MANTENO	\$1,035	10/07/2013
33-048-2100-26(20)	WILLIAMSFIELD CUSD 210	WILLIAMSFIELD	\$1,656	10/08/2013
33-048-2760-26(20)	ABINGDON-AVON CUSD 276	ABINGDON	\$1,884	10/09/2013
35-050-0090-26(20)	EARLVILLE CUSD 9	EARLVILLE	\$5,000	10/25/2013
35-050-0400-17(20)	STREATOR TWP HSD 40	STREATOR	\$2,091	10/17/2013
35-050-1600-17(20)	SENECA TWP HSD 160	SENECA	\$2,319	10/30/2013
35-050-2800-17(20)	COUNTY OF LASALLE SD 280	MENDOTA	\$2,215	10/08/2013
38-060-1260-26(20)	HAVANA CUSD 126	HAVANA	\$1,077	10/16/2013
38-060-1910-26(20)	MIDWEST CENTRAL CUD 191	MANITO	\$1,843	10/02/2013
38-065-2000-26(20)	GREENVIEW CUSD 200	GREENVIEW	\$1,615	10/07/2013
38-065-2020-26(20)	PORTA CUSD 202	PETERSBURG	\$1,905	10/08/2013
38-065-2130-26(20)	ATHENS CUSD 213	ATHENS	\$2,298	10/02/2013
39-055-0090-26(20)	SANGAMON VALLEY CUSD 9	NIANTIC	\$973	10/02/2013
39-055-0610-41(20)	HEARTLAND TECHNICAL ACADEMY	DECATUR	\$642	10/08/2013
39-074-0250-26(20)	MONTICELLO CU 25	MONTICELLO	\$2,671	10/04/2013
39-074-1000-26(20)	CERRO GORDO CUSD 100	CERRO GORDO	\$2,195	10/17/2013

**ILLINOIS STATE BOARD OF EDUCATION**  
**FUNDING AND DISBURSEMENT SERVICES DIVISION**  
100 NORTH FIRST STREET, SPRINGFIELD, IL 62777

**Approved Grants Less Than 1 Million**

Thru Date:(10/01/2013-10/31/2013)

40-031-0030-26(20)	NORTH GREENE USD 3	WHITE HALL	\$745	10/18/2013
40-031-0100-26(20)	GREENFIELD CUSD 10	GREENFIELD	\$1,304	10/02/2013
40-056-0010-26(20)	COUNTY OF MACOUPIN CUSD 1	CARLINVILLE	\$1,822	10/25/2013
40-056-0060-26(20)	STAUNTON CUSD 6	STAUNTON	\$1,325	10/02/2013
40-056-0070-26(20)	GILLESPIE CUSD 7	GILLESPIE	\$1,801	10/07/2013
40-056-0080-26(20)	BUNKER HILL CUSD 8	BUNKER HILL	\$870	10/08/2013
40-056-0340-26(20)	NORTH MAC CUSD 34	GIRARD	\$1,573	10/09/2013
41-057-0050-26(20)	HIGHLAND CUSD 5	HIGHLAND	\$2,381	10/02/2013
41-057-0070-26(20)	EDWARDSVILLE SD 7	EDWARDSVILLE	\$1,925	10/30/2013
43-059-0070-26(20)	MIDLAND CUSD 7	VARNA	\$2,443	10/09/2013
43-078-5350-26(20)	PUTNAM COUNTY CU SCHOOL DIST 535	GRANVILLE	\$2,588	10/25/2013
43-102-0060-26(20)	FIELDCREST CUSD 6	MINONK	\$1,014	10/02/2013
43-102-0600-26(20)	ROANOKE BENSON CUSD 60	ROANOKE	\$1,988	10/08/2013
43-102-1220-17(20)	COUNTY OF WOODFORD SCHOOL	METAMORA	\$1,449	10/08/2013
44-063-0500-26(20)	HARVARD CUSD 50	HARVARD	\$1,636	10/08/2013
45-067-0030-26(20)	VALMEYER CUSD 3	VALMEYER	\$2,277	10/25/2013
45-067-0040-26(20)	COLUMBIA CUSD 4	COLUMBIA	\$5,000	10/03/2013
45-067-0050-26(20)	WATERLOO CUSD 5	WATERLOO	\$2,464	10/02/2013
45-079-1400-26(20)	SPARTA CUSD 140	SPARTA	\$1,470	10/02/2013
46-009-0150-26(20)	BEARDSTOWN CUSD 15	BEARDSTOWN	\$849	10/18/2013
46-009-0640-26(20)	VIRGINIA CUSD 64	VIRGINIA	\$766	10/08/2013
46-009-2620-26(20)	A-C CENTRAL CUSD 262	ASHLAND	\$2,257	10/09/2013
46-069-0270-26(20)	TRIOPIA CUSD 27	CONCORD	\$2,381	10/02/2013
46-069-1170-22(20)	JACKSONVILLE SD 117	JACKSONVILLE	\$870	10/09/2013
46-086-0020-26(20)	SCOTT-MORGAN CUSD 2	BLUFFS	\$1,677	10/08/2013
47-052-2710-26(20)	COMM UNIT SCHOOL DISTRICT 271	PAW PAW	\$663	10/01/2013
47-052-2720-26(20)	AMBOY CUSD 272	AMBOY	\$2,257	10/07/2013
47-052-2750-26(20)	ASHTON-FRANKLIN CNTR CUSD 275	ASHTON	\$2,692	10/02/2013
47-071-2120-17(20)	ROCHELLE TWP HSD 212	ROCHELLE	\$1,656	10/08/2013
47-071-2200-26(20)	OREGON CUSD 220	OREGON	\$2,588	10/08/2013
47-071-2210-26(20)	FORRESTVILLE VALLEY CUSD 221	FORRESTON	\$1,594	10/04/2013
47-071-2220-26(20)	POLO CUSD 222	POLO	\$1,035	10/08/2013
47-071-2260-26(20)	BYRON COMMUNITY UNIT SD 226	BYRON	\$1,698	10/08/2013
48-072-2650-26(20)	FARMINGTON CENTRAL CUSD 265	FARMINGTON	\$2,215	10/08/2013
48-072-3090-26(20)	BRIMFIELD CUSD 309	BRIMFIELD	\$2,112	10/07/2013
48-072-3230-26(20)	DUNLAP CUSD 323	PEORIA	\$435	10/09/2013
49-081-1000-26(20)	RIVERDALE CUSD 100	PORT BYRON	\$5,000	10/02/2013
49-081-3000-26(20)	ROCKRIDGE CUSD 300	TAYLOR RIDGE	\$2,008	10/03/2013
50-082-0400-26(20)	MARISSA CUSD 40	MARISSA	\$2,133	10/08/2013
50-082-0600-26(20)	NEW ATHENS CUSD 60	NEW ATHENS	\$1,760	10/02/2013
50-082-1870-26(20)	CAHOKIA CUSD 187	CAHOKIA	\$1,387	10/09/2013
50-082-1880-22(20)	BROOKLYN UD 188	LOVEJOY	\$807	10/02/2013
51-084-0080-26(20)	PLEASANT PLAINS CUSD 8	PLEASANT PLAI	\$1,304	10/08/2013
51-084-0110-26(20)	PAWNEE COMM UNIT SCHOOL DIST	PAWNEE	\$1,180	10/02/2013
51-084-7900-40(20)	CAPITAL AREA CAREER CENTER	SPRINGFIELD	\$1,014	10/09/2013
53-090-7030-26(20)	DELAVAN CUSD 703	DELAVAN	\$1,946	10/07/2013
54-092-0050-26(20)	CATLIN CUSD 5	CATLIN	\$248	10/08/2013
54-092-0110-26(20)	HOOPESTON AREA CUSD 11	HOOPESTON	\$1,739	10/02/2013
54-092-0760-26(20)	OAKWOOD CUSD 76	OAKWOOD	\$1,801	10/08/2013



**ILLINOIS STATE BOARD OF EDUCATION  
FUNDING AND DISBURSEMENT SERVICES DIVISION  
100 NORTH FIRST STREET, SPRINGFIELD, IL 62777**

**Approved Grants Less Than 1 Million**

**Thru Date:(10/01/2013-10/31/2013)**

55-098-0030-26(20)	PROPHETSTOWN-LYNDON CUSD 3	PROPHETSTOW	\$952	10/08/2013
56-099-2050-17(20)	LOCKPORT TWP HSD 205	LOCKPORT	\$145	10/02/2013
56-099-207U-26(20)	PEOTONE CUSD 207U	PEOTONE	\$1,573	10/09/2013
56-099-2100-16(21)	LINCOLN WAY CHSD 210	NEW LENOX	\$704	10/09/2013
65-108-9000-80(20)	ILLINOIS DEPT OF HUMAN SERVICES	SPRINGFIELD	\$663	10/25/2013
65-108-9010-80(20)	ILLINOIS ST UNIVERSITY LAB S	NORMAL	\$5,000	10/02/2013
			<b>\$376,233</b>	

**Program: 2014 - 3305, Bilingual Ed. - T.P.I. & T.B.E.**

<u>RCDT</u>	<u>District Name</u>	<u>City</u>	<u>Budget Amt</u>	<u>Approval Date</u>
03-025-0400-26(00)	EFFINGHAM CUSD 40	EFFINGHAM	\$9,112	10/16/2013
05-016-0230-02(00)	PROSPECT HEIGHTS SD 23	PROSPECT HTS	\$152,964	10/16/2013
05-016-0280-02(00)	NORTHBROOK SD 28	NORTHBROOK	\$16,702	10/15/2013
05-016-0290-02(00)	SUNSET RIDGE SD 29	NORTHFIELD	\$5,771	10/17/2013
05-016-0650-04(00)	EVANSTON C C SCHOOL DIST 65	EVANSTON	\$381,255	10/10/2013
05-016-0680-02(00)	SKOKIE SD 68	SKOKIE	\$105,977	10/10/2013
05-016-0735-02(00)	SKOKIE SD 73-5	SKOKIE	\$66,775	10/24/2013
05-016-0740-02(00)	LINCOLNWOOD SD 74	LINCOLNWOOD	\$89,875	10/16/2013
05-016-2020-17(00)	EVANSTON TWP H S DIST 202	EVANSTON	\$25,936	10/17/2013
05-016-2070-17(00)	MAINE TWP HSD 207	PARK RIDGE	\$110,837	10/02/2013
05-016-2110-17(00)	TOWNSHIP HSD 211	PALATINE	\$227,945	10/21/2013
05-016-2190-17(00)	NILES TWP CHSD 219	SKOKIE	\$153,389	10/17/2013
05-016-2250-17(00)	NORTHFIELD THSD 225	GLENVIEW	\$61,904	10/10/2013
06-016-0790-02(00)	PENNOYER SD 79	NORRIDGE	\$15,795	10/23/2013
06-016-0810-02(00)	SCHILLER PARK SD 81	SCHILLER PARK	\$201,883	10/21/2013
06-016-0840-02(00)	FRANKLIN PARK SD 84	FRANKLIN PARK	\$132,404	10/21/2013
06-016-0845-02(00)	RHODES SD 84-5	RIVER GROVE	\$110,823	10/31/2013
06-016-0860-02(00)	UNION RIDGE SD 86	HARWOOD HEI	\$41,596	10/30/2013
06-016-0870-02(00)	BERKELEY SD 87	BERKELEY	\$463,148	10/17/2013
06-016-0890-02(00)	COOK CO BD OF ED 89	MELROSE PARK	\$688,574	10/16/2013
06-016-0900-02(00)	RIVER FOREST SD 90	RIVER FOREST	\$4,253	10/16/2013
06-016-0960-02(00)	RIVERSIDE SCHOOL DIST 96	RIVERSIDE	\$21,875	10/22/2013
06-016-0970-02(00)	OAK PARK SD 97	OAK PARK	\$10,943	10/08/2013
06-016-1000-02(00)	BOARD OF EDUCATION SD 100	BERWYN	\$357,418	10/04/2013
06-016-4010-26(00)	ELMWOOD PARK SD 401	ELMWOOD PARK	\$162,478	10/11/2013
07-016-113A-02(00)	LEMONT-BROMBEREK CSD 113A	LEMONT	\$52,870	10/09/2013
07-016-1300-02(00)	COOK COUNTY SD 130	BLUE ISLAND	\$449,004	10/28/2013
07-016-1420-02(00)	FOREST RIDGE SD 142	OAK FOREST	\$46,780	10/04/2013
07-016-1460-04(00)	COMMUNITY CONS SCH DIST 146	TINLEY PARK	\$58,896	10/25/2013
07-016-1480-02(00)	BOARD OF EDUC SCHOOL DIST 148	RIVERDALE	\$8,205	10/25/2013
07-016-1600-02(00)	COUNTRY CLUB HILLS SD 160	COUNTRY CLUB H	\$9,418	10/11/2013
09-010-0040-26(00)	CHAMPAIGN CUSD 4	CHAMPAIGN	\$301,320	10/16/2013
09-010-1370-02(00)	RANTOUL CITY SD 137	RANTOUL	\$90,770	10/24/2013
16-019-4280-26(00)	DEKALB CUSD 428	DE KALB	\$261,450	10/23/2013
17-064-0050-26(00)	MCLEAN COUNTY UD 5	NORMAL	\$156,364	10/25/2013
19-022-0020-02(00)	BENSENVILLE ELEM SCH DIST 2	BENSENVILLE	\$361,245	10/10/2013
19-022-0040-02(00)	COUNTY OF DUPAGE SCHOOL DIST 4	ADDISON	\$573,925	10/09/2013
19-022-0070-02(00)	WOOD DALE SD 7	WOOD DALE	\$142,700	10/25/2013
19-022-0130-02(00)	BLOOMINGDALE SD 13	BLOOMINGDALE	\$11,243	10/09/2013

**ILLINOIS STATE BOARD OF EDUCATION  
FUNDING AND DISBURSEMENT SERVICES DIVISION  
100 NORTH FIRST STREET, SPRINGFIELD, IL 62777**

**Approved Grants Less Than 1 Million**

**Thru Date:(10/01/2013-10/31/2013)**

19-022-0160-02(00)	QUEEN BEE SD 16	GLENDALE HTS	\$353,591	10/14/2013
19-022-0340-02(00)	WINFIELD SD34		\$8,505	10/25/2013
19-022-0580-02(00)	DOWNERS GROVE GSD 58	DOWNERS GRO	\$44,956	10/25/2013
19-022-0600-02(00)	MAERCKER SD 60	WESTMONT	\$75,276	10/31/2013
19-022-0610-02(00)	DARIEN SD 61	DARIEN	\$92,286	10/25/2013
19-022-0620-02(00)	GOWER SD 62	WILLOWBROOK	\$8,814	10/15/2013
19-022-0880-16(00)	DUPAGE HSD 88	ADDISON	\$100,409	10/25/2013
19-022-0930-04(00)	COMMUNITY CONS SCHOOL DIST 93	CAROL STREAM	\$264,479	10/25/2013
19-022-0940-16(00)	COMMUNITY HIGH SCHOOL DIST 94	WEST CHICAGO	\$95,581	10/10/2013
19-022-1000-16(00)	FENTON CHSD 100	BENSENVILLE	\$37,313	10/18/2013
19-022-2010-26(00)	COMMUNITY UNIT SCHOOL DIST 201	WESTMONT	\$30,528	10/16/2013
19-022-2020-26(00)	LISLE CUSD 202	LISLE	\$16,505	10/17/2013
22-029-0660-25(00)	CANTON UNION SD 66	CANTON	\$4,250	10/15/2013
24-032-0540-02(00)	MORRIS SD 54	MORRIS	\$26,732	10/24/2013
24-032-2010-04(00)	MINOOKA CCSD 201	MINOOKA	\$30,981	10/16/2013
24-047-3080-26(00)	OSWEGO CUSD 308	OSWEGO	\$301,954	10/23/2013
30-039-1650-16(00)	CARBONDALE CHSD 165	CARBONDALE	\$9,203	10/17/2013
31-045-3020-26(00)	KANELAND CUSD 302	MAPLE PARK	\$24,908	10/21/2013
31-045-3030-26(00)	COMMUNITY UNIT SCHOOL DIST 303	SAINT CHARLES	\$234,139	10/16/2013
32-038-0100-26(00)	IROQUOIS WEST CUSD 10	GILMAN	\$16,894	10/28/2013
32-046-0530-02(00)	BOURBONNAIS ESD 53	BOURBONNAIS	\$21,250	10/02/2013
34-049-0060-02(00)	ZION ESD 6	ZION	\$301,995	10/16/2013
34-049-0380-02(00)	BIG HOLLOW SD 38	INGLESIDE	\$30,992	10/28/2013
34-049-0460-04(00)	COMMUNITY CONSOLIDATED SCHOOL	GRAYSLAKE	\$174,628	10/08/2013
34-049-0730-04(00)	HAWTHORN CCSD 73	VERNON HILLS	\$335,528	10/23/2013
34-049-0760-02(00)	SCHOOL DIST 76	MUNDELEIN	\$186,079	10/16/2013
34-049-0790-02(00)	FREMONT SD 79	MUNDELEIN	\$76,237	10/09/2013
34-049-0960-04(00)	KILDEER COUNTRYSIDE CCSD 96	BUFFALO GROV	\$122,690	10/23/2013
34-049-1020-04(00)	APTAKISIC-TRIPP CCSD 102	BUFFALO GROV	\$186,956	10/15/2013
34-049-1120-02(00)	NORTH SHORE SD 112	HIGHLAND PARK	\$342,052	10/23/2013
34-049-1130-17(00)	TOWNSHIP HIGH SCHOOL DIST 113	HIGHLAND PARK	\$24,237	10/02/2013
34-049-1270-16(00)	GRAYSLAKE CHSD 127	GRAYSLAKE	\$31,666	10/21/2013
34-049-2200-26(00)	COMMUNITY UNIT SCH DIST 220	BARRINGTON	\$265,019	10/21/2013
35-050-1400-17(00)	OTTAWA THSD 140	OTTAWA	\$1,770	10/16/2013
35-050-2800-17(00)	COUNTY OF LASALLE SD 280	MENDOTA	\$7,871	10/28/2013
35-050-2890-04(00)	MENDOTA COMMUNITY CONS SD 289	MENDOTA	\$61,946	10/18/2013
41-057-0100-26(00)	COLLINSVILLE CUSD 10	COLLINSVILLE	\$141,950	10/16/2013
44-063-0150-04(00)	MCHENRY CCSD 15	MC HENRY	\$265,643	10/16/2013
44-063-1580-22(00)	HUNTLEY SCHOOL DISTRICT NO 158	ALGONQUIN	\$73,409	10/09/2013
44-063-2000-26(00)	COMMUNITY UNIT SCHOOL DIST 200	WOODSTOCK	\$564,539	10/16/2013
46-009-0150-26(00)	BEARDSTOWN CUSD 15	BEARDSTOWN	\$184,244	10/18/2013
47-071-2120-17(00)	ROCHELLE TWP HSD 212	ROCHELLE	\$6,840	10/23/2013
47-071-2230-26(00)	MERIDIAN CUSD 223	STILLMAN VALLE	\$33,347	10/01/2013
47-071-2310-04(00)	ROCHELLE CCD 231	ROCHELLE	\$129,910	10/10/2013
48-072-1500-25(00)	BOARD OF EDUCATION CITY OF	PEORIA	\$302,798	10/11/2013
50-082-0190-26(00)	MASCOUTAH CUD 19	MASCOUTAH	\$988	10/21/2013
50-082-1130-02(00)	WOLF BRANCH SD 113	SWANSEA	\$4,249	10/25/2013
56-099-030C-04(00)	TROY CCSD 30C	PLAINFIELD	\$129,044	10/22/2013
56-099-157C-04(00)	FRANKFORT CCSD 157C	FRANKFORT	\$11,537	10/11/2013

**ILLINOIS STATE BOARD OF EDUCATION  
FUNDING AND DISBURSEMENT SERVICES DIVISION  
100 NORTH FIRST STREET, SPRINGFIELD, IL 62777**

**Approved Grants Less Than 1 Million**

Thru Date:(10/01/2013-10/31/2013)

56-099-2020-22(00)	PLAINFIELD SD 202	PLAINFIELD	\$647,987	10/28/2013
56-099-2050-17(00)	LOCKPORT TWP HSD 205	LOCKPORT	\$12,374	10/25/2013
			<b>\$12,600,901</b>	

**Program: 2014 - 3695, Truants Alternative/Optional Ed.**

<u>RCDT</u>	<u>District Name</u>	<u>City</u>	<u>Budget Amt</u>	<u>Approval Date</u>
02-000-0000-00(13)	REGIONAL OFFICE OF EDUCATION02	ULLIN	\$109,893	10/16/2013
04-101-2050-25(13)	SCHOOL DIST 205 BOARD OF	ROCKFORD	\$210,389	10/28/2013
07-016-2180-16(14)	COMMUNITY HIGH SCHOOL DIST 218	OAK LAWN	\$90,118	10/15/2013
25-033-0100-26(14)	HAMILTON CNTY CUSD 10	MCLEANSBORO	\$37,104	10/15/2013
26-000-0000-00(14)	REGIONAL OFFICE OF EDUCATION26	MACOMB	\$202,850	10/16/2013
30-000-0000-00(12)	REGIONAL OFFICE OF EDUCATION30	MURPHYSBORO	\$94,798	10/21/2013
31-000-0000-00(13)	REGIONAL OFFICE OF EDUCATION31	GENEVA	\$238,206	10/15/2013
31-045-1310-22(12)	AURORA EAST USD 131	AURORA	\$88,350	10/28/2013
38-054-4040-16(14)	LINCOLN CHSD 404	LINCOLN	\$49,667	10/15/2013
50-000-0000-00(14)	REGIONAL OFFICE OF EDUCATION50	BELLEVILLE	\$75,000	10/28/2013
50-082-2010-17(14)	BELLEVILLE TWP HSD 201	BELLEVILLE	\$65,488	10/28/2013
51-000-0000-00(13)	REGIONAL OFFICE OF EDUCATION51	SPRINGFIELD	\$183,814	10/22/2013
			<b>\$1,445,677</b>	

**Program: 2014 - 3696, Regional Safe Schools**

<u>RCDT</u>	<u>District Name</u>	<u>City</u>	<u>Budget Amt</u>	<u>Approval Date</u>
01-000-0000-00(00)	REGIONAL OFFICE OF EDUCATION01	QUINCY	\$58,421	10/16/2013
27-000-0000-00(00)	REGIONAL OFFICE OF EDUCATION27	MONMOUTH	\$41,502	10/22/2013
33-000-0000-00(00)	REGIONAL OFFICE OF EDUCATION33	GALESBURG	\$47,141	10/02/2013
			<b>\$147,064</b>	

**Program: 2014 - 3705, Early Childhood - Block Grant**

<u>RCDT</u>	<u>District Name</u>	<u>City</u>	<u>Budget Amt</u>	<u>Approval Date</u>
06-016-0920-02(00)	LINDOP SD 92	BROADVIEW	\$105,357	10/07/2013
09-010-063P-00(01)	DEVELOPMENTAL SERVICES CENTE	CHAMPAIGN	\$164,592	10/17/2013
15-016-375P-00(01)	CHILDSERV	CHICAGO	\$461,247	10/07/2013
17-064-0020-26(00)	LEROY CUSD 2	LE ROY	\$110,352	10/08/2013
17-064-0020-26(01)	LEROY CUSD 2	LE ROY	\$31,540	10/22/2013
19-022-0070-02(01)	WOOD DALE SD 7	WOOD DALE	\$44,204	10/03/2013
31-045-064P-00(00)	CAMBRIDGE LAKES PRESCHOOL	PINGREE GROVE	\$110,352	10/10/2013
34-049-065P-00(01)	YWCA OF LAKE COUNTY	GURNEE	\$314,203	10/11/2013
34-049-1160-26(00)	ROUND LAKE AREA SD 116	ROUND LAKE	\$234,130	10/29/2013
40-031-0010-26(00)	CARROLLTON CUSD 1	CARROLLTON	\$110,352	10/01/2013
44-063-0500-26(00)	HARVARD CUSD 50	HARVARD	\$228,980	10/17/2013
44-063-0500-26(01)	HARVARD CUSD 50	HARVARD	\$37,033	10/31/2013
45-079-1340-04(00)	PRAIRIE DU ROCHER CCSD 134	PRAIRIE DU ROC	\$54,475	10/08/2013
47-071-2230-26(00)	MERIDIAN CUSD 223	STILLMAN VALLE	\$110,352	10/28/2013
47-071-2260-26(00)	BYRON COMMUNITY UNIT SD 226	BYRON	\$98,298	10/28/2013
48-072-030P-00(01)	PEORIA CITIZENS CFEO INC	PEORIA	\$152,826	10/08/2013
			<b>\$2,368,293</b>	

**Program: 2014 - 3780, Technology for Success**

<u>RCDT</u>	<u>District Name</u>	<u>City</u>	<u>Budget Amt</u>	<u>Approval Date</u>
04-000-0000-00(00)	REGIONAL OFFICE OF EDUCATION04	LOVES PARK	\$159,640	10/09/2013

**ILLINOIS STATE BOARD OF EDUCATION  
FUNDING AND DISBURSEMENT SERVICES DIVISION  
100 NORTH FIRST STREET, SPRINGFIELD, IL 62777**

**Approved Grants Less Than 1 Million**

**Thru Date:(10/01/2013-10/31/2013)**

09-000-0000-00(00)	REGIONAL OFFICE OF EDUCATION09	RANTOUL	\$155,586	10/08/2013
12-000-0000-00(00)	REGIONAL OFFICE OF EDUCATION12	OLNEY	\$156,042	10/08/2013
31-000-0000-00(00)	REGIONAL OFFICE OF EDUCATION31	GENEVA	\$354,774	10/22/2013
41-000-0000-00(00)	REGIONAL OFFICE OF EDUCATION41	EDWARDSVILLE	\$155,797	10/08/2013
48-000-0000-00(00)	REGIONAL OFFICE OF EDUCATION48	PEORIA	\$155,042	10/08/2013
			<b>\$1,136,881</b>	

**Program: 2014 - 3961, Advanced Placement Classes-State Grant**

<u>RCDT</u>	<u>District Name</u>	<u>City</u>	<u>Budget Amt</u>	<u>Approval Date</u>
19-022-2010-26(00)	COMMUNITY UNIT SCHOOL DIST 201	WESTMONT	\$45,442	10/07/2013
			<b>\$45,442</b>	

**Program: 2014 - 3999, Other State Programs**

<u>RCDT</u>	<u>District Name</u>	<u>City</u>	<u>Budget Amt</u>	<u>Approval Date</u>
09-010-5450-51(01)	UNIVERSITY OF ILLINOIS	CHAMPAIGN	\$500,000	10/29/2013
			<b>\$500,000</b>	

**Program: 2014 - 4107, Title VI - Rural Education Initiative**

<u>RCDT</u>	<u>District Name</u>	<u>City</u>	<u>Budget Amt</u>	<u>Approval Date</u>
01-075-0100-26(00)	PIKELAND CUSD 10	PITTSFIELD	\$25,713	10/23/2013
02-061-0010-26(00)	MASSAC COUNTY UNIT SCHOOL DIST 1	METROPOLIS	\$50,385	10/18/2013
11-023-0950-25(00)	SCHOOL DISTRICT NO 95	PARIS	\$29,606	10/09/2013
12-013-0250-26(00)	NORTH CLAY CUSD 25	LOUISVILLE	\$13,917	10/16/2013
13-058-1350-02(00)	CENTRALIA SD 135	CENTRALIA	\$27,097	10/18/2013
20-030-0070-26(00)	GALLATIN CUSD 7	JUNCTION	\$15,394	10/02/2013
20-097-0030-26(00)	NORRIS CITY-OMAHA-ENFIELD CU 3	NORRIS CITY	\$14,257	10/02/2013
21-028-1960-26(00)	SESSER-VALIER CUSD 196	SESSER	\$14,792	10/30/2013
21-100-0040-26(00)	HERRIN CUSD 4	HERRIN	\$47,811	10/16/2013
35-050-0440-02(00)	STREATOR ELEMENTARY SD 44	STREATOR	\$2,022	10/21/2013
35-050-1220-02(00)	LASALLE ESD 122	LA SALLE	\$20,175	10/30/2013
46-009-0150-26(00)	BEARDSTOWN CUSD 15	BEARDSTOWN	\$30,536	10/09/2013
47-071-2310-04(00)	ROCHELLE CCD 231	ROCHELLE	\$35,638	10/31/2013
55-098-0130-02(00)	ROCK FALLS ESD 13	ROCK FALLS	\$22,654	10/11/2013
			<b>\$349,997</b>	

**Program: 2014 - 4227, Nutrition Training Grants**

<u>RCDT</u>	<u>District Name</u>	<u>City</u>	<u>Budget Amt</u>	<u>Approval Date</u>
32-046-2590-04(TG)	PEMBROKE CCSD 259	HOPKINS PARK	\$2,500	10/07/2013
65-108-9000-80(TG)	ILLINOIS DEPT OF HUMAN SERVICES	SPRINGFIELD	\$2,500	10/07/2013
			<b>\$5,000</b>	

**Program: 2014 - 4300, Title I - Low Income**

<u>RCDT</u>	<u>District Name</u>	<u>City</u>	<u>Budget Amt</u>	<u>Approval Date</u>
01-001-0030-26(00)	COMMUNITY UNIT SCHOOL DIST 3	CAMP POINT	\$224,108	10/25/2013
01-075-0100-26(00)	PIKELAND CUSD 10	PITTSFIELD	\$380,226	10/25/2013
02-044-0320-03(00)	NEW SIMPSON HILL C D 32	TUNNEL HILL	\$30,416	10/30/2013
02-061-0010-26(00)	MASSAC COUNTY UNIT SCHOOL DIST 1	METROPOLIS	\$566,207	10/25/2013
02-091-0370-04(00)	ANNA SD 37	ANNA	\$250,074	10/25/2013
02-091-0810-16(00)	ANNA JONESBORO CHSD 81	ANNA	\$161,344	10/25/2013
02-091-0840-26(00)	SHAWNEE CUSD 84	WOLF LAKE	\$217,797	10/30/2013
03-025-0300-26(00)	DIETERICH CUSD 30	DIETERICH	\$75,397	10/23/2013

**ILLINOIS STATE BOARD OF EDUCATION  
FUNDING AND DISBURSEMENT SERVICES DIVISION  
100 NORTH FIRST STREET, SPRINGFIELD, IL 62777**

**Approved Grants Less Than 1 Million**

**Thru Date:(10/01/2013-10/31/2013)**

03-026-2040-26(00)	RAMSEY CUSD 204	RAMSEY	\$190,960	10/17/2013
04-101-1330-04(00)	PRAIRIE HILL CCSD 133	SOUTH BELOIT	\$58,774	10/30/2013
04-101-1340-04(00)	SHIRLAND CCSD 134	SHIRLAND	\$30,870	10/25/2013
04-101-2070-16(00)	HONONEGAH CHSD 207	ROCKTON	\$140,804	10/25/2013
04-101-3200-26(00)	COUNTY OF WINNEBAGO SD 320	SOUTH BELOIT	\$419,709	10/31/2013
04-101-3230-26(00)	WINNEBAGO CUSD 323	WINNEBAGO	\$146,671	10/25/2013
05-016-0290-02(00)	SUNSET RIDGE SD 29	NORTHFIELD	\$41,147	10/25/2013
05-016-0350-02(00)	GLENCOE SD 35	GLENCOE	\$135,522	10/25/2013
05-016-0390-02(00)	WILMETTE SD 39	WILMETTE	\$154,903	10/25/2013
06-016-0845-02(00)	RHODES SD 84-5	RIVER GROVE	\$277,058	10/07/2013
07-016-1080-02(00)	WILLOW SPRINGS SD 108	WILLOW SPRIN	\$105,802	10/25/2013
07-016-113A-02(00)	LEMONT-BROMBEREK CSD 113A	LEMONT	\$172,985	10/25/2013
07-016-1260-02(00)	ALSIP-HAZLGRN-OAKLWN SD 126	ALSIP	\$288,194	10/25/2013
07-016-1275-02(00)	CHICAGO RIDGE SD 1275	CHICAGO RIDGE	\$756,005	10/25/2013
07-016-1330-02(00)	COOK COUNTY SCHOOL DISTRICT 133	RIVERDALE	\$486,861	10/25/2013
07-016-1420-02(00)	FOREST RIDGE SD 142	OAK FOREST	\$174,011	10/17/2013
07-016-1620-02(00)	MATTESON SCHOOL DISTRICT 162	RIGHTON PARK	\$672,016	10/25/2013
07-016-1720-02(00)	SANDRIDGE SD 172	CHICAGO HEIGH	\$162,936	10/25/2013
07-016-9010-90(00)	SOUTHLAND COLLEGE PREP	RIGHTON PARK	\$42,003	10/25/2013
08-008-3080-26(00)	EASTLAND CUSD 308	LANARK	\$104,573	10/25/2013
08-008-3140-26(00)	WEST CARROLL CUSD 314	THOMSON	\$314,469	10/25/2013
08-043-2050-26(00)	WARREN CUSD 205	WARREN	\$65,755	10/25/2013
08-043-2110-26(00)	SCALES MOUND CUSD 211	SCALES MOUND	\$28,273	10/25/2013
08-089-2020-26(00)	LENA WINSLOW CUSD 202	LENA	\$102,278	10/25/2013
09-010-1880-04(00)	GIFFORD CCSD 188	GIFFORD	\$22,053	10/25/2013
10-068-0030-26(00)	HILLSBORO CUSD 3	HILLSBORO	\$539,721	10/17/2013
11-015-0010-26(00)	CHARLESTON CUSD 1	CHARLESTON	\$640,382	10/25/2013
11-018-0770-26(00)	CUMBERLAND CUSD 77	TOLEDO	\$165,808	10/25/2013
11-021-3010-26(00)	TUSCOLA CUSD 301	TUSCOLA	\$83,182	10/25/2013
11-021-3020-26(00)	VILLA GROVE CUSD 302	VILLA GROVE	\$65,838	10/25/2013
11-021-3050-26(00)	ARTHUR CUSD 305	ARTHUR	\$322,013	10/25/2013
11-023-0010-26(00)	SHILOH CUSD 1	HUME	\$137,221	10/21/2013
11-023-0040-26(00)	COMMUNITY UNIT SCHOOL DIST 4	PARIS	\$75,672	10/25/2013
11-070-3020-26(00)	OKAW VALLEY CUSD 302	BETHANY	\$86,150	10/25/2013
11-087-003A-26(00)	COWDEN-HERRICK CUSD 3A	COWDEN	\$86,155	10/25/2013
11-087-005A-26(00)	STEWARDSON-STRASBURG CUD 5A	STRASBURG	\$80,661	10/24/2013
12-013-0250-26(00)	NORTH CLAY CUSD 25	LOUISVILLE	\$154,484	10/25/2013
12-013-0350-26(00)	FLORA CUSD 35	FLORA	\$405,598	10/25/2013
12-017-0020-26(00)	COMMUNITY UNIT SCHOOL DIST 2	ROBINSON	\$361,249	10/25/2013
13-014-0010-26(00)	CARLYLE CUSD 1	CARLYLE	\$178,918	10/25/2013
13-014-0120-04(00)	BREESE ELEMENTARY DIST 12	BREESE	\$85,265	10/30/2013
13-014-0460-02(00)	WILLOW GROVE SD 46	CENTRALIA	\$90,019	10/30/2013
13-014-0630-02(00)	ALBERS SD 63	ALBERS	\$7,376	10/10/2013
13-014-0710-16(00)	CENTRAL COMM HIGH SCHL DIST 71	BREESE	\$51,849	10/25/2013
13-014-1415-02(00)	ST ROSE SD 14-15	ST ROSE	\$35,390	10/23/2013
13-058-0070-04(00)	IUKA COMMUNITY CONSOLIDATED SC	IUKA	\$56,503	10/21/2013
13-058-1350-02(00)	CENTRALIA SD 135	CENTRALIA	\$801,367	10/25/2013
13-058-2000-17(00)	CENTRALIA HSD 200	CENTRALIA	\$335,507	10/23/2013
13-058-7220-26(00)	ODIN PUBLIC SCHOOL DIST 722	ODIN	\$127,217	10/09/2013

**ILLINOIS STATE BOARD OF EDUCATION  
FUNDING AND DISBURSEMENT SERVICES DIVISION  
100 NORTH FIRST STREET, SPRINGFIELD, IL 62777**

**Approved Grants Less Than 1 Million**

**Thru Date:(10/01/2013-10/31/2013)**

13-095-0010-04(00)	OAKDALE C C SCHOOL DISTRICT	OAKDALE	\$12,753	10/25/2013
13-095-0100-26(00)	WEST WASHINGTON CCUSD 10	OKAWVILLE	\$54,231	10/25/2013
13-095-0290-03(00)	HOYLETON CSD 29	HOYLETON	\$10,476	10/23/2013
16-019-4290-26(00)	HINCKLEY BIG ROCK CUSD 429	HINCKLEY	\$80,518	10/25/2013
16-019-4320-26(00)	SOMONAUK CUSD 432	SOMONAUK	\$70,366	10/25/2013
17-020-0180-26(00)	BLUE RIDGE CUSD 18	FARMER CITY	\$125,068	10/25/2013
17-064-0190-26(00)	RIDGEVIEW CUSD 19	COLFAX	\$53,431	10/25/2013
19-022-0480-02(00)	SALT CREEK SD 48	VILLA PARK	\$49,358	10/25/2013
20-024-0010-26(00)	EDWARDS COUNTY CUSD 1	ALBION	\$120,587	10/25/2013
20-030-0070-26(00)	GALLATIN CUSD 7	JUNCTION	\$235,782	10/21/2013
20-096-0060-04(00)	COMMUNITY CONSOLIDATED DIST 6	FAIRFIELD	\$57,335	10/30/2013
20-096-1000-26(00)	WAYNE CITY CUSD 100	WAYNE CITY	\$150,741	10/25/2013
20-097-0030-26(00)	NORRIS CITY-OMAHA-ENFIELD CU 3	NORRIS CITY	\$257,487	10/30/2013
20-097-0050-26(00)	CARMI-WHITE COUNTY CUSD 5	CARMI	\$354,013	10/25/2013
21-028-0910-04(00)	AKIN CCSD 91	AKIN	\$28,342	10/30/2013
21-028-1030-13(00)	BENTON CHSD 103	BENTON	\$173,633	10/25/2013
21-028-1680-26(00)	FRANKFORT COMMUNITY UNIT 168	WEST FRANKFOR	\$778,528	10/30/2013
21-100-0040-26(00)	HERRIN CUSD 4	HERRIN	\$842,855	10/30/2013
22-029-0030-26(00)	FULTON COUNTY CUSD 3	CUBA	\$108,488	10/25/2013
22-029-0040-26(00)	SPOON RIVER VALLEY CUSD 4	LONDON MILLS	\$107,982	10/17/2013
24-032-072C-04(00)	GARDNER CCSD 72C	GARDNER	\$19,794	10/04/2013
24-047-0180-16(00)	NEWARK CHSD 18	NEWARK	\$8,046	10/25/2013
24-047-0880-26(00)	PLANO CUSD 88	PLANO	\$237,066	10/25/2013
24-047-1150-26(00)	YORKVILLE CUSD 115	YORKVILLE	\$369,679	10/25/2013
24-047-3080-26(00)	OSWEGO CUSD 308	OSWEGO	\$910,701	10/25/2013
26-034-3250-26(00)	NAUVOO-COLUSA CUSD 325	NAUVOO	\$57,803	10/21/2013
26-034-3370-26(00)	SOUTHEASTERN CUSD 337	AUGUSTA	\$284,674	10/21/2013
26-062-1700-26(00)	BUSHNELL PRAIRIE CITY CUSD 170	BUSHNELL	\$189,940	10/30/2013
26-062-1850-26(00)	MACOMB CUSD 185	MACOMB	\$464,925	10/25/2013
27-036-2350-26(00)	WEST CENTRAL CUSD 235	BIGGSVILLE	\$200,870	10/25/2013
27-066-4040-26(00)	MERCER COUNTY SD 404	ALEDO	\$272,737	10/25/2013
28-006-0840-04(00)	MALDEN CCSD 84	MALDEN	\$7,376	10/25/2013
28-006-5000-15(00)	PRINCETON TWP HSD 500	PRINCETON	\$89,369	10/25/2013
28-006-5020-17(00)	HALL TWP HSD 502	SPRING VALLEY	\$97,445	10/25/2013
28-037-2230-26(00)	ORION CUSD 223	ORION	\$48,010	10/25/2013
28-037-2270-26(00)	CAMBRIDGE CUSD 227	CAMBRIDGE	\$55,825	10/25/2013
28-037-2290-26(00)	KEWANEE CUSD 229	KEWANEE	\$602,977	10/30/2013
28-088-1000-26(00)	STARK COUNTY CUSD 100	WYOMING	\$99,993	10/25/2013
30-039-1650-16(00)	CARBONDALE CHSD 165	CARBONDALE	\$405,700	10/17/2013
30-073-0050-02(00)	TAMAROA SD 5	TAMAROA	\$52,035	10/30/2013
30-073-3000-26(00)	DU QUOIN COMMUNITY UNIT SCHOOL	DU QUOIN	\$391,611	10/25/2013
32-038-0060-26(00)	CISSNA PARK CUSD 6	CISSNA PARK	\$79,818	10/15/2013
32-046-3070-16(00)	BRADLEY BOURBONNAIS CHSD 307	BRADLEY	\$274,467	10/30/2013
33-048-2020-26(00)	KNOXVILLE CUSD 202	KNOXVILLE	\$144,947	10/25/2013
33-048-2760-26(00)	ABINGDON-AVON CUSD 276	ABINGDON	\$225,540	10/25/2013
35-050-0010-26(00)	LELAND CUSD 1	LELAND	\$25,417	10/25/2013
35-050-0020-26(00)	COMMUNITY UNIT SCHOOL NO 2	SERENA	\$77,887	10/25/2013
35-050-0090-26(00)	EARLVILLE CUSD 9	EARLVILLE	\$100,765	10/30/2013
35-050-0440-02(00)	STREATOR ELEMENTARY SD 44	STREATOR	\$515,754	10/09/2013

**ILLINOIS STATE BOARD OF EDUCATION  
FUNDING AND DISBURSEMENT SERVICES DIVISION**  
100 NORTH FIRST STREET, SPRINGFIELD, IL 62777

**Approved Grants Less Than 1 Million**

**Thru Date:(10/01/2013-10/31/2013)**

35-050-0650-04(00)	ALLEN TWSP COMM CONS DIST 65	RANSOM	\$13,255	10/10/2013
35-050-0790-04(00)	SCHOOL DISTRICT 79	TONICA	\$44,875	10/30/2013
35-050-1200-17(00)	LASALLE-PERU TOWNSHIP HIGH	LA SALLE	\$205,041	10/25/2013
35-050-1220-02(00)	LASALLE ESD 122	LA SALLE	\$365,269	10/25/2013
35-050-1240-02(00)	PERU PUBLIC SCHOOLS	PERU	\$191,218	10/30/2013
35-050-1400-17(00)	OTTAWA THSD 140	OTTAWA	\$178,480	10/25/2013
35-050-1500-02(00)	MARSEILLES ESD 150	MARSEILLES	\$91,679	10/25/2013
35-050-2890-04(00)	MENDOTA COMMUNITY CONS SD 289	MENDOTA	\$267,557	10/25/2013
38-054-0270-02(00)	LINCOLN ESD 27	LINCOLN	\$328,297	10/25/2013
39-055-0030-26(00)	MT ZION CUSD 3	MOUNT ZION	\$149,714	10/25/2013
39-055-0150-26(00)	MERIDIAN CUSD 15	BLUE MOUND	\$99,136	10/25/2013
39-074-0570-26(00)	DELAND-WELDON CUSD 57	DE LAND	\$19,791	10/09/2013
40-031-0030-26(00)	NORTH GREENE USD 3	WHITE HALL	\$308,199	10/25/2013
40-031-0100-26(00)	GREENFIELD CUSD 10	GREENFIELD	\$82,357	10/25/2013
40-042-1000-26(00)	JERSEY CUSD 100	JERSEYVILLE	\$390,249	10/25/2013
40-056-0010-26(00)	COUNTY OF MACOUPIN CUSD 1	CARLINVILLE	\$262,596	10/25/2013
40-056-0020-26(00)	NORTHWESTERN CUSD 2	PALMYRA	\$85,516	10/25/2013
40-056-0060-26(00)	STAUNTON CUSD 6	STAUNTON	\$232,192	10/25/2013
41-057-0020-26(00)	TRIAD CUSD 2	TROY	\$285,283	10/25/2013
41-057-0070-26(00)	EDWARDSVILLE SD 7	EDWARDSVILLE	\$616,252	10/25/2013
41-057-0080-26(00)	BETHALTO CUSD 8	BETHALTO	\$641,164	10/25/2013
41-057-0150-03(00)	WOOD RIVER-HARTFORD ESD 15	WOOD RIVER	\$222,245	10/25/2013
43-059-0070-26(00)	MIDLAND CUSD 7	VARNA	\$160,869	10/25/2013
43-102-0020-04(00)	RIVERVIEW CCSD 2	EAST PEORIA	\$29,446	10/25/2013
43-102-0060-26(00)	FIELDCREST CUSD 6	MINONK	\$200,303	10/25/2013
43-102-1400-26(00)	COUNTY OF WOODFORD-EUREKA	EUREKA	\$124,627	10/25/2013
44-063-0030-03(00)	FOX RIVER GROVE CSD 3	FOX RIVER GROV	\$56,154	10/25/2013
44-063-0460-03(00)	PRAIRIE GROVE CSD 46	CRYSTAL LAKE	\$93,784	10/30/2013
44-063-1650-03(00)	MARENGO-UNION ECSD 165	MARENGO	\$154,872	10/25/2013
45-067-0040-26(00)	COLUMBIA CUSD 4	COLUMBIA	\$57,500	10/25/2013
45-079-0010-22(00)	COULTERVILLE USD 1	COULTERVILLE	\$109,835	10/25/2013
45-079-1380-26(00)	STEELEVILLE CUSD 138	STEELEVILLE	\$55,338	10/25/2013
46-009-0640-26(00)	VIRGINIA CUSD 64	VIRGINIA	\$61,220	10/25/2013
46-069-0010-26(00)	FRANKLIN CUSD 1	ALEXANDER	\$41,740	10/25/2013
46-069-0110-26(00)	MEREDOSIA-CHAMBERSBURG CUSD 11	MEREDOSIA	\$118,809	10/30/2013
46-086-0020-26(00)	SCOTT-MORGAN CUSD 2	BLUFFS	\$31,804	10/25/2013
47-071-2690-04(00)	ESWOOD CCD 269	LINDENWOOD	\$17,001	10/03/2013
48-072-0630-02(00)	NORWOOD ELEM SD 63	PEORIA	\$100,045	10/08/2013
48-072-0660-02(00)	BARTONVILLE SD 66	BARTONVILLE	\$83,365	10/04/2013
48-072-0690-02(00)	PLEASANT HILL SD 69	PEORIA	\$108,393	10/08/2013
48-072-0700-02(00)	MONROE S D 70	BARTONVILLE	\$33,926	10/08/2013
48-072-3230-26(00)	DUNLAP CUSD 323	PEORIA	\$205,786	10/04/2013
48-072-3260-26(00)	PRINCEVILLE CUSD 326	PRINCEVILLE	\$74,535	10/31/2013
49-081-2000-26(00)	SCHOOL DISTRICT 200 SHERRARD COM	SHERRARD	\$134,419	10/25/2013
50-082-0090-26(00)	LEBANON CUSD 9	LEBANON	\$209,334	10/25/2013
50-082-0400-26(00)	MARISSA CUSD 40	MARISSA	\$175,002	10/25/2013
50-082-0600-26(00)	NEW ATHENS CUSD 60	NEW ATHENS	\$88,073	10/25/2013
50-082-0700-04(00)	FREEBURG CCSD 70	FREEBURG	\$96,044	10/25/2013
50-082-0850-02(00)	SHILOH VILLAGE SD 85	SHILOH	\$53,939	10/25/2013

**ILLINOIS STATE BOARD OF EDUCATION  
FUNDING AND DISBURSEMENT SERVICES DIVISION  
100 NORTH FIRST STREET, SPRINGFIELD, IL 62777**

**Approved Grants Less Than 1 Million**

**Thru Date:(10/01/2013-10/31/2013)**

50-082-0900-04(00)	OFALLON COMM CONS 90	OFALLON	\$299,376	10/25/2013
50-082-1050-02(00)	PONTIAC-W HOLLIDAY SD 105	FAIRVIEW HGHT	\$127,985	10/30/2013
50-082-1600-04(00)	MILLSTADT CCSD 160	MILLSTADT	\$56,541	10/25/2013
50-082-1750-02(00)	HARMONY EMGE SD 175	BELLEVILLE	\$164,485	10/25/2013
50-082-1960-26(00)	DUPO CUSD 196	DUPO	\$335,105	10/25/2013
50-082-2010-17(00)	BELLEVILLE TWP HSD 201	BELLEVILLE	\$794,085	10/25/2013
51-084-003A-26(00)	ROCHESTER CUSD 3A	ROCHESTER	\$152,163	10/15/2013
51-084-0050-26(00)	BALL CHATHAM CUSD 5	CHATHAM	\$373,168	10/25/2013
51-084-0110-26(00)	PAWNEE COMM UNIT SCHOOL DIST	PAWNEE	\$73,709	10/25/2013
51-084-0150-26(00)	WILLIAMSVILLE CUSD 15	WILLIAMSVILLE	\$67,961	10/25/2013
51-084-0160-26(00)	COMMUNITY UNIT DISTRICT NO 16	NEW BERLIN	\$119,288	10/09/2013
53-090-0500-02(00)	DISTRICT 50 SCHOOLS	WASHINGTON	\$163,689	10/25/2013
53-090-0520-02(00)	WASHINGTON SD 52	WASHINGTON	\$68,306	10/25/2013
53-090-0980-02(00)	COUNTY OF TAZEWELL SCH DIST 98	PEKIN	\$36,621	10/25/2013
55-098-0050-26(00)	COMMUNITY UNIT SCHOOL DISTRICT	STERLING	\$884,083	10/25/2013
55-098-0130-02(00)	ROCK FALLS ESD 13	ROCK FALLS	\$375,133	10/25/2013
55-098-1450-04(00)	MONTMORENCY CCSD 145	ROCK FALLS	\$31,983	10/08/2013
55-098-3010-17(00)	WHITESIDE COUNTY SCHL DIST 301	ROCK FALLS	\$156,629	10/25/2013
56-099-0890-02(00)	FAIRMONT SD 89	LOCKPORT	\$164,377	10/25/2013
56-099-0900-02(00)	COUNTY OF WILL SD90	LOCKPORT	\$223,279	10/25/2013
56-099-0920-02(00)	WILL COUNTY SD 92	LOCKPORT	\$145,455	10/25/2013
56-099-1610-02(00)	SUMMIT HILL SD 161	FRANKFORT	\$279,946	10/30/2013
56-099-200U-26(00)	BEECHER CUSD 200U	BEECHER	\$75,359	10/25/2013
56-099-2050-17(00)	LOCKPORT TWP HSD 205	LOCKPORT	\$265,342	10/25/2013
56-099-2100-16(00)	LINCOLN WAY CHSD 210	NEW LENOX	\$192,209	10/25/2013
56-099-255U-26(00)	REED CUSTER CUSD 255U	BRAIDWOOD	\$263,512	10/25/2013

**\$35,603,208**

**Program: 2014 - 4305, Title I - Low Income - Neglected Priv.**

<u>RCDT</u>	<u>District Name</u>	<u>City</u>	<u>Budget Amt</u>	<u>Approval Date</u>
15-016-2990-25(00)	CITY OF CHICAGO SD 299	CHICAGO	\$602,929	10/24/2013
41-057-0110-26(00)	ALTON CUSD 11	ALTON	\$8,241	10/21/2013
48-072-1500-25(00)	BOARD OF EDUCATION CITY OF	PEORIA	\$42,328	10/24/2013
			<b>\$653,498</b>	

**Program: 2014 - 4306, Title I - Low Income - Delinquent Priv**

<u>RCDT</u>	<u>District Name</u>	<u>City</u>	<u>Budget Amt</u>	<u>Approval Date</u>
15-016-2990-25(00)	CITY OF CHICAGO SD 299	CHICAGO	\$709,889	10/24/2013
17-064-0050-26(00)	MCLEAN COUNTY UD 5	NORMAL	\$121,589	10/07/2013
28-037-2230-26(00)	ORION CUSD 223	ORION	\$31,740	10/24/2013
47-071-2120-17(00)	ROCHELLE TWP HSD 212	ROCHELLE	\$29,528	10/24/2013
			<b>\$892,746</b>	

**Program: 2014 - 4421, Title IV - 21st Century Comm Learning Centers**

<u>RCDT</u>	<u>District Name</u>	<u>City</u>	<u>Budget Amt</u>	<u>Approval Date</u>
01-001-1720-22(10)	QUINCY SD 172	QUINCY	\$80,280	10/15/2013
02-002-0050-26(10)	EGYPTIAN CUSD 5	TAMMS	\$50,000	10/02/2013
04-101-2050-25(01)	SCHOOL DIST 205 BOARD OF	ROCKFORD	\$711,259	10/23/2013
04-101-2050-25(02)	SCHOOL DIST 205 BOARD OF	ROCKFORD	\$186,056	10/18/2013
04-101-2050-25(21)	SCHOOL DIST 205 BOARD OF	ROCKFORD	\$600,000	10/23/2013



**ILLINOIS STATE BOARD OF EDUCATION  
FUNDING AND DISBURSEMENT SERVICES DIVISION  
100 NORTH FIRST STREET, SPRINGFIELD, IL 62777**

**Approved Grants Less Than 1 Million**

Thru Date:(10/01/2013-10/31/2013)

04-101-2050-25(22)	SCHOOL DIST 205 BOARD OF	ROCKFORD	\$491,487	10/23/2013
06-016-016P-00(10)	PROVISO-LEYDEN COUNCIL	MAYWOOD	\$500,000	10/09/2013
07-016-1480-02(10)	BOARD OF EDUC SCHOOL DIST 148	RIVERDALE	\$186,100	10/25/2013
15-016-191P-00(10)	METROPOLITAN FAMILY SERVICES	CHICAGO	\$562,500	10/18/2013
15-016-236N-00(13)	QUAD COMMUNITIES DEVELOPMENT	CHICAGO	\$150,000	10/08/2013
15-016-737P-00(01)	ASPIRA INC OF IL	CHICAGO	\$225,000	10/08/2013
19-022-0330-02(10)	WEST CHICAGO SD 33	WEST CHICAGO	\$112,500	10/17/2013
28-000-0000-00(13)	REGIONAL OFFICE OF EDUCATION28	ATKINSON	\$999,520	10/02/2013
31-045-067P-00(13)	FOX VALLEY PARK DISTRICT	AURORA	\$600,000	10/02/2013
34-049-1160-26(10)	ROUND LAKE AREA SD 116	ROUND LAKE	\$112,500	10/02/2013
39-055-0610-25(13)	DECATUR SD 61	DECATUR	\$310,725	10/18/2013
47-071-2310-04(13)	ROCHELLE CCD 231	ROCHELLE	\$435,669	10/02/2013
51-084-109P-00(31)	BOYS AND GIRLS CLUBS OF	SPRINGFIELD	\$99,580	10/15/2013
65-108-1665-51(10)	THE BRIGHTON	CHICAGO	\$112,500	10/11/2013
65-108-1665-51(12)	THE BRIGHTON	CHICAGO	\$300,000	10/11/2013
65-108-1670-51(10)	WINDOWS OF OPPORTUNITY INC	CHICAGO	\$112,500	10/02/2013
65-108-1680-51(10)	YMCA OF SOUTHWEST ILLINOIS	BELLEVILLE	\$112,500	10/31/2013
65-108-1885-51(12)	QUAD COUNTY URBAN LEAGUE	AURORA	\$600,000	10/17/2013
65-108-5520-51(02)	FAMILY FOCUS	CHICAGO	\$367,417	10/15/2013
65-108-9335-51(10)	ENLACE CHICAGO	CHICAGO	\$225,000	10/23/2013
65-108-9765-51(12)	PROJECT SUCCESS OF VERMILION		\$299,841	10/25/2013
			<b>\$8,542,934</b>	

**Program: 2014 - 4600, Fed. - Sp. Ed. - Pre-School Flow Through**

<u>RCDT</u>	<u>District Name</u>	<u>City</u>	<u>Budget Amt</u>	<u>Approval Date</u>
05-016-8050-60(00)	NSSEO	MT PROSPECT	\$196,173	10/22/2013
06-016-0900-02(00)	RIVER FOREST SD 90	RIVER FOREST	\$18,831	10/04/2013
06-016-0970-02(00)	OAK PARK SD 97	OAK PARK	\$82,490	10/10/2013
06-016-0990-02(00)	COUNTY OF COOK SD 99	CICERO	\$98,501	10/31/2013
06-016-2040-61(00)	LAGRANGE AREA DEPT SPEC ED-L	LA GRANGE	\$165,755	10/08/2013
09-010-0030-26(00)	COMMUNITY UNIT SCHOOL DIST 3	MAHOMET	\$13,467	10/22/2013
09-010-1160-22(00)	URBANA SD 116	URBANA	\$74,762	10/07/2013
12-017-8010-60(00)	SOUTH EASTERN SPEC EDUC PROG	SAINTE MARIE	\$149,811	10/29/2013
17-064-0050-26(00)	MCLEAN COUNTY UD 5	NORMAL	\$66,853	10/07/2013
17-064-0070-61(00)	TRI-COUNTY SPEC EDUC ASSOC	BLOOMINGTON	\$165,045	10/11/2013
19-022-8020-60(00)	NORTH DUPAGE SP ED COOPERATIVE	ROSELLE	\$103,453	10/25/2013
20-097-8010-60(00)	WABASH AND OHIO VALLEY SP ED DST	NORRIS CITY	\$157,178	10/08/2013
21-100-8010-60(00)	WILLIAMSON COUNTY SP ED DIST	MARION	\$68,921	10/25/2013
26-062-0000-61(00)	WEST CENTRAL ILL SPEC EDUC C	MACOMB	\$88,953	10/31/2013
28-037-8010-60(00)	HENRY-STARK COUNTIES SP ED D	KEWANEE	\$100,844	10/21/2013
31-045-3000-26(00)	COMMUNITY UNIT SCHOOL DIST 300	CARPENTERSVIL	\$117,018	10/08/2013
32-046-0530-02(00)	BOURBONNAIS ESD 53	BOURBONNAIS	\$18,350	10/25/2013
32-046-8500-60(00)	KANKAKEE AREA SPEC EDUC COOP	KANKAKEE	\$54,803	10/04/2013
33-048-2050-61(00)	KNOX-WARREN SPEC EDUC DISTRI	GALESBURG	\$69,970	10/18/2013
41-057-0100-26(00)	COLLINSVILLE CUSD 10	COLLINSVILLE	\$19,722	10/08/2013
41-057-0110-26(00)	ALTON CUSD 11	ALTON	\$90,242	10/28/2013
45-079-1320-61(00)	PERANDOE SPEC EDUC DISTRICT	RED BUD	\$82,723	10/22/2013
47-071-8010-60(00)	OGLE COUNTY EDUC COOP	BYRON	\$81,520	10/29/2013
50-082-8010-60(00)	BELLEVILLE AREA SP SERV COOP	BELLEVILLE	\$225,677	10/29/2013

**ILLINOIS STATE BOARD OF EDUCATION  
FUNDING AND DISBURSEMENT SERVICES DIVISION  
100 NORTH FIRST STREET, SPRINGFIELD, IL 62777**

**Approved Grants Less Than 1 Million**

Thru Date:(10/01/2013-10/31/2013)

51-084-0100-61(00)	SANGAMON AREA SPEC ED DIST	SPRINGFIELD	\$107,747	10/28/2013
51-084-1860-25(00)	SPRINGFIELD SD 186	SPRINGFIELD	\$114,087	10/07/2013
55-098-0000-61(00)	BI COUNTY SPECIAL EDUC COOP	STERLING	\$96,448	10/28/2013
56-099-0880-61(00)	LOCKPORT AREA SPEC EDUC COOP	LOCKPORT	\$28,695	10/07/2013

**\$2,658,039**

**Program: 2014 - 4620, Fed. - Sp. Ed. - I.D.E.A. - Flow Through**

<u>RCDT</u>	<u>District Name</u>	<u>City</u>	<u>Budget Amt</u>	<u>Approval Date</u>
05-016-0630-02(00)	EAST MAINE SD 63	DES PLAINES	\$844,203	10/28/2013
06-016-0900-02(00)	RIVER FOREST SD 90	RIVER FOREST	\$517,033	10/04/2013
06-016-0910-02(00)	FOREST PARK SD 91	FOREST PARK	\$256,932	10/29/2013
09-027-0050-61(00)	FORD SPECIAL EDUCATION COOP	GIBSON CITY	\$510,204	10/16/2013
16-019-4320-26(00)	SOMONAUK CUSD 432	SOMONAUK	\$156,757	10/08/2013
32-046-0530-02(00)	BOURBONNAIS ESD 53	BOURBONNAIS	\$514,592	10/29/2013
32-046-3070-16(00)	BRADLEY BOURBONNAIS CHSD 307	BRADLEY	\$410,881	10/04/2013
56-099-0880-61(00)	LOCKPORT AREA SPEC EDUC COOP	LOCKPORT	\$637,128	10/22/2013

**\$3,847,730**

**Program: 2014 - 4630, Fed. - Sp. Ed. - I.D.E.A. - Discretionary**

<u>RCDT</u>	<u>District Name</u>	<u>City</u>	<u>Budget Amt</u>	<u>Approval Date</u>
17-064-0070-61(00)	TRI-COUNTY SPEC EDUC ASSOC	BLOOMINGTON	\$115,000	10/17/2013

**\$115,000**

**Program: 2014 - 4631, IDEA - Improvement Grants - Part D**

<u>RCDT</u>	<u>District Name</u>	<u>City</u>	<u>Budget Amt</u>	<u>Approval Date</u>
03-025-016P-00(PT)	FAMILY MATTERS PARENT TRAINING	EFFINGHAM	\$50,000	10/17/2013
41-057-029P-00(HE)	SOUTHERN ILL UNIV-EDWARDSVILLE	EDWARDSVILLE	\$300,000	10/17/2013
65-108-9490-51(00)	FAMILY RESOURCE CENTER ON DISAB	CHICAGO	\$50,000	10/21/2013

**\$400,000**

**Program: 2014 - 4901, Race To The Top**

<u>RCDT</u>	<u>District Name</u>	<u>City</u>	<u>Budget Amt</u>	<u>Approval Date</u>
04-101-3230-26(00)	WINNEBAGO CUSD 323	WINNEBAGO	\$5,470	10/22/2013
05-016-2190-17(IM)	NILES TWP CHSD 219	SKOKIE	\$23,848	10/04/2013
07-016-1620-02(00)	MATTESON SCHOOL DISTRICT 162	RIGHTON PARK	\$22,845	10/09/2013
07-016-1620-02(IM)	MATTESON SCHOOL DISTRICT 162	RIGHTON PARK	\$16,795	10/23/2013
08-008-3080-26(IM)	EASTLAND CUSD 308	LANARK	\$2,069	10/04/2013
09-010-1160-22(00)	URBANA SD 116	URBANA	\$76,754	10/11/2013
09-010-1160-22(IM)	URBANA SD 116	URBANA	\$33,713	10/04/2013
12-080-0010-26(IM)	EAST RICHLAND CUSD 1	OLNEY	\$2,490	10/22/2013
13-058-5010-26(IM)	SANDOVAL CUSD 501	SANDOVAL	\$4,446	10/01/2013
19-022-0020-02(00)	BENSENVILLE ELEM SCH DIST 2	BENSENVILLE	\$14,117	10/23/2013
19-022-0020-02(IM)	BENSENVILLE ELEM SCH DIST 2	BENSENVILLE	\$14,365	10/23/2013
21-100-0020-26(IM)	MARION CUSD 2	MARION	\$6,047	10/04/2013
48-072-1500-25(00)	BOARD OF EDUCATION CITY OF	PEORIA	\$206,168	10/01/2013
50-082-1880-22(IM)	BROOKLYN UD 188	LOVEJOY	\$1,231	10/01/2013
55-098-0050-26(00)	COMMUNITY UNIT SCHOOL DISTRICT	STERLING	\$26,471	10/21/2013

**\$456,829**

**Program: 2014 - 4905, Title III - Immigrant Education Program (IEP)**

<u>RCDT</u>	<u>District Name</u>	<u>City</u>	<u>Budget Amt</u>	<u>Approval Date</u>
-------------	----------------------	-------------	-------------------	----------------------

**ILLINOIS STATE BOARD OF EDUCATION  
FUNDING AND DISBURSEMENT SERVICES DIVISION  
100 NORTH FIRST STREET, SPRINGFIELD, IL 62777**

**Approved Grants Less Than 1 Million**

**Thru Date:(10/01/2013-10/31/2013)**

05-016-0150-04(00)	COMM CONS SCHOOL DISTRICT NO 15	PALATINE	\$18,000	10/23/2013
05-016-0735-02(00)	SKOKIE SD 73-5	SKOKIE	\$4,950	10/24/2013
05-016-2190-17(00)	NILES TWP CHSD 219	SKOKIE	\$33,150	10/17/2013
17-064-0050-26(00)	MCLEAN COUNTY UD 5	NORMAL	\$38,550	10/25/2013
19-022-0600-02(00)	MAERCKER SD 60	WESTMONT	\$13,021	10/31/2013
34-049-1020-04(00)	APTAKISIC-TRIPP CCSD 102	BUFFALO GROV	\$20,850	10/15/2013
			<b>\$128,521</b>	

**Program: 2014 - 4909, Title III - Lang Inst Prog-Limited Eng LIPLEP**

<u>RCDT</u>	<u>District Name</u>	<u>City</u>	<u>Budget Amt</u>	<u>Approval Date</u>
05-016-0150-04(00)	COMM CONS SCHOOL DISTRICT NO 15	PALATINE	\$377,350	10/23/2013
05-016-0230-02(00)	PROSPECT HEIGHTS SD 23	PROSPECT HTS	\$40,050	10/16/2013
05-016-0540-04(00)	SCHAUMBURG CCSD 54	SCHAUMBURG	\$352,869	10/23/2013
05-016-0590-04(00)	COMMUNITY CONSOLIDATED SD 59	ARLINGTON HTS	\$296,100	10/18/2013
05-016-0650-04(00)	EVANSTON C C SCHOOL DIST 65	EVANSTON	\$103,050	10/10/2013
05-016-0680-02(00)	SKOKIE SD 68	SKOKIE	\$34,500	10/10/2013
05-016-0735-02(00)	SKOKIE SD 73-5	SKOKIE	\$25,981	10/24/2013
05-016-0740-02(00)	LINCOLNWOOD SD 74	LINCOLNWOOD	\$32,616	10/16/2013
05-016-2070-17(00)	MAINE TWP HSD 207	PARK RIDGE	\$27,900	10/11/2013
05-016-2110-17(00)	TOWNSHIP HSD 211	PALATINE	\$69,901	10/21/2013
05-016-2190-17(00)	NILES TWP CHSD 219	SKOKIE	\$31,650	10/17/2013
05-016-2250-17(00)	NORTHFIELD THSD 225	GLENVIEW	\$13,350	10/10/2013
06-016-0810-02(00)	SCHILLER PARK SD 81	SCHILLER PARK	\$63,408	10/21/2013
06-016-0840-02(00)	FRANKLIN PARK SD 84	FRANKLIN PARK	\$49,200	10/21/2013
06-016-0845-02(00)	RHODES SD 84-5	RIVER GROVE	\$36,586	10/31/2013
06-016-0860-02(00)	UNION RIDGE SD 86	HARWOOD HEI	\$18,600	10/30/2013
06-016-0870-02(00)	BERKELEY SD 87	BERKELEY	\$116,850	10/17/2013
06-016-0890-02(00)	COOK CO BD OF ED 89	MELROSE PARK	\$214,584	10/16/2013
06-016-1000-02(00)	BOARD OF EDUCATION SD 100	BERWYN	\$140,010	10/11/2013
06-016-4010-26(00)	ELMWOOD PARK SD 401	ELMWOOD PARK	\$50,167	10/11/2013
07-016-113A-02(00)	LEMONT-BROMBEREK CSD 113A	LEMONT	\$25,559	10/09/2013
07-016-1300-02(00)	COOK COUNTY SD 130	BLUE ISLAND	\$151,279	10/28/2013
07-016-1420-02(00)	FOREST RIDGE SD 142	OAK FOREST	\$22,380	10/11/2013
07-016-1460-04(00)	COMMUNITY CONS SCH DIST 146	TINLEY PARK	\$33,600	10/25/2013
09-010-0040-26(00)	CHAMPAIGN CUSD 4	CHAMPAIGN	\$92,700	10/16/2013
09-010-1370-02(00)	RANTOUL CITY SD 137	RANTOUL	\$30,528	10/24/2013
11-021-3060-26(00)	ARCOLA CUSD 306	ARCOLA	\$13,200	10/15/2013
16-019-4280-26(00)	DEKALB CUSD 428	DE KALB	\$88,596	10/23/2013
17-064-0050-26(00)	MCLEAN COUNTY UD 5	NORMAL	\$40,500	10/25/2013
19-022-0020-02(00)	BENSENVILLE ELEM SCH DIST 2	BENSENVILLE	\$109,852	10/10/2013
19-022-0040-02(00)	COUNTY OF DUPAGE SCHOOL DIST 4	ADDISON	\$147,600	10/09/2013
19-022-0070-02(00)	WOOD DALE SD 7	WOOD DALE	\$47,578	10/25/2013
19-022-0160-02(00)	QUEEN BEE SD 16	GLENDALE HTS	\$98,100	10/14/2013
19-022-0600-02(00)	MAERCKER SD 60	WESTMONT	\$31,091	10/31/2013
19-022-0610-02(00)	DARIEN SD 61	DARIEN	\$43,696	10/25/2013
19-022-0880-16(00)	DUPAGE HSD 88	ADDISON	\$23,786	10/25/2013
19-022-0930-04(00)	COMMUNITY CONS SCHOOL DIST 93	CAROL STREAM	\$136,373	10/25/2013
19-022-0940-16(00)	COMMUNITY HIGH SCHOOL DIST 94	WEST CHICAGO	\$22,538	10/10/2013
19-022-2010-26(00)	COMMUNITY UNIT SCHOOL DIST 201	WESTMONT	\$12,300	10/16/2013

**ILLINOIS STATE BOARD OF EDUCATION  
FUNDING AND DISBURSEMENT SERVICES DIVISION  
100 NORTH FIRST STREET, SPRINGFIELD, IL 62777**

**Approved Grants Less Than 1 Million**

**Thru Date:(10/01/2013-10/31/2013)**

24-032-2010-04(00)	MINOOKA CCSD 201	MINOOKA	\$17,595	10/16/2013
24-047-3080-26(00)	OSWEGO CUSD 308	OSWEGO	\$127,237	10/23/2013
31-045-3020-26(00)	KANELAND CUSD 302	MAPLE PARK	\$10,050	10/21/2013
31-045-3030-26(00)	COMMUNITY UNIT SCHOOL DIST 303	SAINT CHARLES	\$68,100	10/16/2013
32-038-0100-26(00)	IROQUOIS WEST CUSD 10	GILMAN	\$16,950	10/28/2013
34-049-0060-02(00)	ZION ESD 6	ZION	\$76,650	10/16/2013
34-049-0380-02(00)	BIG HOLLOW SD 38	INGLESIDE	\$15,300	10/28/2013
34-049-0410-04(00)	LAKE VILLA CCSD 41	LAKE VILLA	\$28,800	10/15/2013
34-049-0460-04(00)	COMMUNITY CONSOLIDATED SCHOOL	GRAYSLAKE	\$72,446	10/08/2013
34-049-0600-26(00)	COMMUNITY UNIT SCHOOL DIST 60	WAUKEGAN	\$581,850	10/24/2013
34-049-0730-04(00)	HAWTHORN CCSD 73	VERNON HILLS	\$114,300	10/23/2013
34-049-0760-02(00)	SCHOOL DIST 76	MUNDELEIN	\$58,525	10/16/2013
34-049-0790-02(00)	FREMONT SD 79	MUNDELEIN	\$28,200	10/09/2013
34-049-0960-04(00)	KILDEER COUNTRYSIDE CCSD 96	BUFFALO GROV	\$45,830	10/23/2013
34-049-1020-04(00)	APTAKISIC-TRIPP CCSD 102	BUFFALO GROV	\$60,832	10/15/2013
34-049-1120-02(00)	NORTH SHORE SD 112	HIGHLAND PARK	\$93,007	10/23/2013
34-049-2200-26(00)	COMMUNITY UNIT SCH DIST 220	BARRINGTON	\$156,907	10/21/2013
35-050-2890-04(00)	MENDOTA COMMUNITY CONS SD 289	MENDOTA	\$29,824	10/18/2013
41-057-0100-26(00)	COLLINSVILLE CUSD 10	COLLINSVILLE	\$53,100	10/16/2013
44-063-0150-04(00)	MCHENRY CCSD 15	MC HENRY	\$77,700	10/16/2013
44-063-1580-22(00)	HUNTLEY SCHOOL DISTRICT NO 158	ALGONQUIN	\$23,100	10/09/2013
44-063-2000-26(00)	COMMUNITY UNIT SCHOOL DIST 200	WOODSTOCK	\$122,700	10/16/2013
46-009-0150-26(00)	BEARDSTOWN CUSD 15	BEARDSTOWN	\$53,250	10/18/2013
47-071-2230-26(00)	MERIDIAN CUSD 223	STILLMAN VALLE	\$11,400	10/11/2013
47-071-2310-04(00)	ROCHELLE CCD 231	ROCHELLE	\$47,100	10/10/2013
48-072-1500-25(00)	BOARD OF EDUCATION CITY OF	PEORIA	\$96,450	10/11/2013
56-099-030C-04(00)	TROY CCSD 30C	PLAINFIELD	\$40,200	10/22/2013
56-099-2020-22(00)	PLAINFIELD SD 202	PLAINFIELD	\$264,287	10/28/2013
			<b>\$5,657,668</b>	

**Program: 2014 - 4920, McKinney Education for Homeless Children**

<u>RCDT</u>	<u>District Name</u>	<u>City</u>	<u>Budget Amt</u>	<u>Approval Date</u>
21-000-0000-00(00)	REGIONAL OFFICE OF EDUCATION21	BENTON	\$216,430	10/08/2013
47-000-0000-00(00)	REGIONAL OFFICE OF EDUCATION47	DIXON	\$207,441	10/04/2013
			<b>\$423,871</b>	

**Program: 2014 - 4932, Title II - Teacher Quality**

<u>RCDT</u>	<u>District Name</u>	<u>City</u>	<u>Budget Amt</u>	<u>Approval Date</u>
01-001-0030-26(00)	COMMUNITY UNIT SCHOOL DIST 3	CAMP POINT	\$51,161	10/24/2013
02-044-0320-03(00)	NEW SIMPSON HILL C D 32	TUNNEL HILL	\$13,955	10/30/2013
02-061-0010-26(00)	MASSAC COUNTY UNIT SCHOOL DIST 1	METROPOLIS	\$118,284	10/17/2013
02-091-0370-04(00)	ANNA SD 37	ANNA	\$82,651	10/24/2013
02-091-0810-16(00)	ANNA JONESBORO CHSD 81	ANNA	\$22,699	10/24/2013
02-091-0840-26(00)	SHAWNEE CUSD 84	WOLF LAKE	\$40,761	10/30/2013
03-000-0000-00(00)	REGIONAL OFFICE OF EDUCATION03	VANDALIA	\$595	10/23/2013
03-025-0300-26(00)	DIETERICH CUSD 30	DIETERICH	\$27,323	10/23/2013
04-101-1330-04(00)	PRAIRIE HILL CCSD 133	SOUTH BELOIT	\$8,719	10/30/2013
04-101-1340-04(00)	SHIRLAND CCSD 134	SHIRLAND	\$5,661	10/25/2013
04-101-2070-16(00)	HONONEGAH CHSD 207	ROCKTON	\$43,931	10/21/2013
04-101-3200-26(00)	COUNTY OF WINNEBAGO SD 320	SOUTH BELOIT	\$37,449	10/31/2013

**ILLINOIS STATE BOARD OF EDUCATION  
FUNDING AND DISBURSEMENT SERVICES DIVISION  
100 NORTH FIRST STREET, SPRINGFIELD, IL 62777**

**Approved Grants Less Than 1 Million**

**Thru Date:(10/01/2013-10/31/2013)**

04-101-3230-26(00)	WINNEBAGO CUSD 323	WINNEBAGO	\$40,484	10/21/2013
05-016-0290-02(00)	SUNSET RIDGE SD 29	NORTHFIELD	\$13,611	10/21/2013
05-016-0350-02(00)	GLENCOE SD 35	GLENCOE	\$18,383	10/09/2013
05-016-0390-02(00)	WILMETTE SD 39	WILMETTE	\$48,010	10/09/2013
05-016-0570-02(00)	MOUNT PROSPECT SD 57	MOUNT PROSPE	\$35,822	10/21/2013
06-016-0845-02(00)	RHODES SD 84-5	RIVER GROVE	\$19,389	10/21/2013
06-016-0990-02(00)	COUNTY OF COOK SD 99	CICERO	\$847,733	10/31/2013
06-016-1070-02(00)	PLEASANTDALE SD 107	BURR RIDGE	\$10,839	10/21/2013
06-016-2000-13(00)	OAK PARK & RIVER FOREST D 200	OAK PARK	\$61,026	10/21/2013
07-000-0000-00(00)	INTERMEDIATE SERVICE CENTER 4	CHICAGO HTS	\$3,043	10/10/2013
07-016-1080-02(00)	WILLOW SPRINGS SD 108	WILLOW SPRIN	\$4,966	10/21/2013
07-016-113A-02(00)	LEMONT-BROMBEREK CSD 113A	LEMONT	\$51,032	10/21/2013
07-016-1170-02(00)	NORTH PALOS SD 117	PALOS HILLS	\$90,838	10/30/2013
07-016-1260-02(00)	ALSIP-HAZLGRN-OAKLWN SD 126	ALSIP	\$32,914	10/21/2013
07-016-1275-02(00)	CHICAGO RIDGE SD 1275	CHICAGO RIDGE	\$47,085	10/21/2013
07-016-1330-02(00)	COOK COUNTY SCHOOL DISTRICT 133	RIVERDALE	\$53,208	10/21/2013
07-016-1460-04(00)	COMMUNITY CONS SCH DIST 146	TINLEY PARK	\$49,527	10/21/2013
07-016-1480-02(00)	BOARD OF EDUC SCHOOL DIST 148	RIVERDALE	\$150,009	10/21/2013
07-016-1620-02(00)	MATTESON SCHOOL DISTRICT 162	RICHTON PARK	\$60,646	10/21/2013
07-016-1720-02(00)	SANDRIDGE SD 172	CHICAGO HEIGH	\$7,330	10/21/2013
07-016-2050-17(00)	THORNTON THSD 205	SOUTH HOLLAN	\$231,527	10/10/2013
07-016-9010-90(00)	SOUTHLAND COLLEGE PREP	RICHTON PARK	\$5,957	10/21/2013
08-008-3140-26(00)	WEST CARROLL CUSD 314	THOMSON	\$81,173	10/24/2013
08-043-2060-26(00)	STOCKTON CUSD 206	STOCKTON	\$16,801	10/21/2013
08-043-2100-26(00)	RIVER RIDGE CUSD 210	HANOVER	\$27,577	10/21/2013
08-043-2110-26(00)	SCALES MOUND CUSD 211	SCALES MOUND	\$6,478	10/21/2013
08-089-2020-26(00)	LENA WINSLOW CUSD 202	LENA	\$31,878	10/24/2013
09-010-1880-04(00)	GIFFORD CCSD 188	GIFFORD	\$13,380	10/23/2013
10-068-0030-26(00)	HILLSBORO CUSD 3	HILLSBORO	\$117,407	10/17/2013
11-015-0010-26(00)	CHARLESTON CUSD 1	CHARLESTON	\$149,590	10/23/2013
11-018-0770-26(00)	CUMBERLAND CUSD 77	TOLEDO	\$47,715	10/23/2013
11-021-3010-26(00)	TUSCOLA CUSD 301	TUSCOLA	\$41,270	10/24/2013
11-021-3020-26(00)	VILLA GROVE CUSD 302	VILLA GROVE	\$21,590	10/17/2013
11-021-3050-26(00)	ARTHUR CUSD 305	ARTHUR	\$74,534	10/21/2013
11-023-0010-26(00)	SHILOH CUSD 1	HUME	\$47,786	10/21/2013
11-023-0040-26(00)	COMMUNITY UNIT SCHOOL DIST 4	PARIS	\$27,090	10/24/2013
11-070-3020-26(00)	OKAW VALLEY CUSD 302	BETHANY	\$18,299	10/24/2013
11-087-003A-26(00)	COWDEN-HERRICK CUSD 3A	COWDEN	\$33,022	10/21/2013
11-087-005A-26(00)	STEWARDSOON-STRASBURG CUD 5A	STRASBURG	\$16,776	10/24/2013
12-013-0250-26(00)	NORTH CLAY CUSD 25	LOUISVILLE	\$41,832	10/24/2013
12-013-0350-26(00)	FLORA CUSD 35	FLORA	\$64,322	10/24/2013
12-017-0020-26(00)	COMMUNITY UNIT SCHOOL DIST 2	ROBINSON	\$80,016	10/21/2013
12-017-0030-26(00)	CRAWFORD COUNTY	PALESTINE	\$29,499	10/21/2013
12-080-0020-26(00)	COUNTY OF RICHLAND	NOBLE	\$21,507	10/21/2013
13-000-0000-00(00)	REGIONAL OFFICE OF EDUCATION13	CARLYLE	\$511	10/24/2013
13-014-0010-26(00)	CARLYLE CUSD 1	CARLYLE	\$106,374	10/23/2013
13-014-0120-04(00)	BREESE ELEMENTARY DIST 12	BREESE	\$31,466	10/30/2013
13-014-0460-02(00)	WILLOW GROVE SD 46	CENTRALIA	\$7,884	10/30/2013
13-014-0620-02(00)	DAMIANSVILLE SD 62	DAMIANSVILLE	\$8,334	10/21/2013

**ILLINOIS STATE BOARD OF EDUCATION  
FUNDING AND DISBURSEMENT SERVICES DIVISION  
100 NORTH FIRST STREET, SPRINGFIELD, IL 62777**

**Approved Grants Less Than 1 Million**

**Thru Date:(10/01/2013-10/31/2013)**

13-014-0630-02(00)	ALBERS SD 63	ALBERS	\$2,420	10/10/2013
13-014-0710-16(00)	CENTRAL COMM HIGH SCHL DIST 71	BREESE	\$23,837	10/09/2013
13-014-1415-02(00)	ST ROSE SD 14-15	ST ROSE	\$5,042	10/23/2013
13-058-0070-04(00)	IUKA COMMUNITY CONSOLIDATED SC	IUKA	\$13,002	10/21/2013
13-058-1350-02(00)	CENTRALIA SD 135	CENTRALIA	\$133,848	10/23/2013
13-058-2000-17(00)	CENTRALIA HSD 200	CENTRALIA	\$47,578	10/23/2013
13-058-7220-26(00)	ODIN PUBLIC SCHOOL DIST 722	ODIN	\$11,326	10/09/2013
13-095-0100-26(00)	WEST WASHINGTON CCUSD 10	OKAWVILLE	\$17,677	10/23/2013
13-095-0150-04(00)	ASHLEY CCSD 15	ASHLEY	\$9,836	10/16/2013
13-095-0290-03(00)	HOYLETON CSD 29	HOYLETON	\$3,008	10/23/2013
16-019-4290-26(00)	HINCKLEY BIG ROCK CUSD 429	HINCKLEY	\$22,059	10/10/2013
16-019-4320-26(00)	SOMONAUK CUSD 432	SOMONAUK	\$23,628	10/21/2013
17-020-0180-26(00)	BLUE RIDGE CUSD 18	FARMER CITY	\$25,442	10/25/2013
17-064-0190-26(00)	RIDGEVIEW CUSD 19	COLFAX	\$29,598	10/23/2013
19-022-0250-02(00)	BENJAMIN SD 25	WEST CHICAGO	\$18,630	10/07/2013
19-022-0480-02(00)	SALT CREEK SD 48	VILLA PARK	\$20,582	10/09/2013
20-024-0010-26(00)	EDWARDS COUNTY CUSD 1	ALBION	\$33,937	10/17/2013
20-030-0070-26(00)	GALLATIN CUSD 7	JUNCTION	\$67,322	10/21/2013
20-096-0060-04(00)	COMMUNITY CONSOLIDATED DIST 6	FAIRFIELD	\$12,204	10/31/2013
20-096-1000-26(00)	WAYNE CITY CUSD 100	WAYNE CITY	\$32,794	10/21/2013
20-097-0010-26(00)	GRAYVILLE CUSD 1	GRAYVILLE	\$26,969	10/21/2013
20-097-0030-26(00)	NORRIS CITY-OMAHA-ENFIELD CU 3	NORRIS CITY	\$44,629	10/30/2013
20-097-0050-26(00)	CARMI-WHITE COUNTY CUSD 5	CARMI	\$86,260	10/24/2013
21-028-0910-04(00)	AKIN CCSD 91	AKIN	\$8,617	10/30/2013
21-028-1030-13(00)	BENTON CHSD 103	BENTON	\$29,046	10/21/2013
21-028-1680-26(00)	FRANKFORT COMMUNITY UNIT 168	WEST FRANKFOR	\$147,434	10/30/2013
21-100-0040-26(00)	HERRIN CUSD 4	HERRIN	\$155,037	10/30/2013
22-029-0030-26(00)	FULTON COUNTY CUSD 3	CUBA	\$31,804	10/21/2013
22-029-0040-26(00)	SPOON RIVER VALLEY CUSD 4	LONDON MILLS	\$23,056	10/17/2013
24-032-072C-04(00)	GARDNER CCSD 72C	GARDNER	\$7,054	10/21/2013
24-032-0740-03(00)	SOUTH WILMINGTON CSD 74	SOUTH WILMIN	\$5,334	10/21/2013
24-047-0180-16(00)	NEWARK CHSD 18	NEWARK	\$3,953	10/17/2013
24-047-0880-26(00)	PLANO CUSD 88	PLANO	\$46,794	10/21/2013
24-047-1150-26(00)	YORKVILLE CUSD 115	YORKVILLE	\$46,280	10/17/2013
24-047-3080-26(00)	OSWEGO CUSD 308	OSWEGO	\$143,182	10/21/2013
25-041-0120-04(00)	MCCLELLAN CCSD 12	MOUNT VERNON	\$2,913	10/09/2013
25-041-2050-16(00)	WOODLAWN CHSD 205	WOODLAWN	\$3,183	10/30/2013
26-034-3250-26(00)	NAUVOO-COLUSA CUSD 325	NAUVOO	\$8,874	10/21/2013
26-062-1700-26(00)	BUSHNELL PRAIRIE CITY CUSD 170	BUSHNELL	\$44,339	10/30/2013
26-062-1850-26(00)	MACOMB CUSD 185	MACOMB	\$55,975	10/22/2013
27-036-2350-26(00)	WEST CENTRAL CUSD 235	BIGGSVILLE	\$54,383	10/28/2013
27-066-4040-26(00)	MERCER COUNTY SD 404	ALEDO	\$74,460	10/23/2013
28-006-0840-04(00)	MALDEN CCSD 84	MALDEN	\$1,920	10/02/2013
28-006-0920-02(00)	CHERRY SD 92	CHERRY	\$3,368	10/10/2013
28-006-5000-15(00)	PRINCETON TWP HSD 500	PRINCETON	\$17,372	10/09/2013
28-006-5020-17(00)	HALL TWP HSD 502	SPRING VALLEY	\$29,174	10/21/2013
28-037-2230-26(00)	ORION CUSD 223	ORION	\$23,813	10/21/2013
28-037-2250-26(00)	ALWOOD CUSD 225	WOODHULL	\$13,959	10/21/2013
28-037-2270-26(00)	CAMBRIDGE CUSD 227	CAMBRIDGE	\$29,493	10/23/2013

**ILLINOIS STATE BOARD OF EDUCATION  
FUNDING AND DISBURSEMENT SERVICES DIVISION**  
100 NORTH FIRST STREET, SPRINGFIELD, IL 62777

**Approved Grants Less Than 1 Million**

Thru Date:(10/01/2013-10/31/2013)

28-037-2290-26(00)	KEWANEE CUSD 229	KEWANEE	\$108,518	10/30/2013
28-088-1000-26(00)	STARK COUNTY CUSD 100	WYOMING	\$30,813	10/21/2013
30-073-0050-02(00)	TAMAROA SD 5	TAMAROA	\$10,351	10/30/2013
30-073-3000-26(00)	DU QUOIN COMMUNITY UNIT SCHOOL	DU QUOIN	\$84,941	10/21/2013
32-000-0000-00(00)	REGIONAL OFFICE OF EDUCATION32	KANKAKEE	\$414	10/15/2013
32-038-0060-26(00)	CISSNA PARK CUSD 6	CISSNA PARK	\$10,016	10/15/2013
32-046-3070-16(00)	BRADLEY BOURBONNAIS CHSD 307	BRADLEY	\$48,902	10/30/2013
33-048-2020-26(00)	KNOXVILLE CUSD 202	KNOXVILLE	\$41,817	10/21/2013
33-048-2050-26(00)	GALESBURG CUSD 205	GALESBURG	\$301,232	10/21/2013
33-048-2760-26(00)	ABINGDON-AVON CUSD 276	ABINGDON	\$37,615	10/17/2013
34-049-0330-02(00)	EMMONS SD 33	ANTIOCH	\$6,689	10/24/2013
35-050-0010-26(00)	LELAND CUSD 1	LELAND	\$9,656	10/23/2013
35-050-0020-26(00)	COMMUNITY UNIT SCHOOL NO 2	SERENA	\$26,007	10/21/2013
35-050-0090-26(00)	EARLVILLE CUSD 9	EARLVILLE	\$24,714	10/30/2013
35-050-0400-17(00)	STREATOR TWP HSD 40	STREATOR	\$36,281	10/21/2013
35-050-0440-02(00)	STREATOR ELEMENTARY SD 44	STREATOR	\$133,334	10/09/2013
35-050-0650-04(00)	ALLEN TWSP COMM CONS DIST 65	RANSOM	\$7,896	10/10/2013
35-050-0790-04(00)	SCHOOL DISTRICT 79	TONICA	\$12,456	10/30/2013
35-050-1200-17(00)	LASALLE-PERU TOWNSHIP HIGH	LA SALLE	\$43,826	10/21/2013
35-050-1220-02(00)	LASALLE ESD 122	LA SALLE	\$65,322	10/21/2013
35-050-1240-02(00)	PERU PUBLIC SCHOOLS	PERU	\$13,966	10/30/2013
35-050-1400-17(00)	OTTAWA THSD 140	OTTAWA	\$38,063	10/23/2013
35-050-1500-02(00)	MARSEILLES ESD 150	MARSEILLES	\$17,622	10/21/2013
35-050-2890-04(00)	MENDOTA COMMUNITY CONS SD 289	MENDOTA	\$85,286	10/21/2013
38-054-0270-02(00)	LINCOLN ESD 27	LINCOLN	\$73,078	10/21/2013
39-000-0000-00(00)	REGIONAL OFFICE OF EDUCATION39	DECATUR	\$4,500	10/23/2013
39-055-0030-26(00)	MT ZION CUSD 3	MOUNT ZION	\$49,577	10/24/2013
39-055-0150-26(00)	MERIDIAN CUSD 15	BLUE MOUND	\$19,420	10/23/2013
39-055-0610-25(00)	DECATUR SD 61	DECATUR	\$829,734	10/30/2013
39-074-0570-26(00)	DELAND-WELDON CUSD 57	DE LAND	\$8,337	10/09/2013
40-031-0030-26(00)	NORTH GREENE USD 3	WHITE HALL	\$63,214	10/24/2013
40-031-0100-26(00)	GREENFIELD CUSD 10	GREENFIELD	\$24,461	10/21/2013
40-042-1000-26(00)	JERSEY CUSD 100	JERSEYVILLE	\$137,306	10/24/2013
40-056-0020-26(00)	NORTHWESTERN CUSD 2	PALMYRA	\$36,707	10/21/2013
41-000-0000-00(00)	REGIONAL OFFICE OF EDUCATION41	EDWARDSVILLE	\$160	10/21/2013
41-057-0020-26(00)	TRIAD CUSD 2	TROY	\$57,091	10/23/2013
41-057-0070-26(00)	EDWARDSVILLE SD 7	EDWARDSVILLE	\$225,413	10/09/2013
41-057-0080-26(00)	BETHALTO CUSD 8	BETHALTO	\$154,430	10/17/2013
41-057-0110-26(00)	ALTON CUSD 11	ALTON	\$458,926	10/17/2013
41-057-0120-26(00)	MADISON CUSD 12	MADISON	\$162,319	10/24/2013
41-057-0150-03(00)	WOOD RIVER-HARTFORD ESD 15	WOOD RIVER	\$37,571	10/09/2013
43-059-0070-26(00)	MIDLAND CUSD 7	VARNA	\$34,366	10/23/2013
43-102-0020-04(00)	RIVERVIEW CCSD 2	EAST PEORIA	\$8,619	10/17/2013
43-102-0060-26(00)	FIELDCREST CUSD 6	MINONK	\$74,014	10/21/2013
43-102-1400-26(00)	COUNTY OF WOODFORD-EUREKA	EUREKA	\$54,914	10/21/2013
44-063-0030-03(00)	FOX RIVER GROVE CSD 3	FOX RIVER GROV	\$13,891	10/16/2013
44-063-0190-24(00)	ALDEN HEBRON SD 19	HEBRON	\$12,071	10/21/2013
44-063-0460-03(00)	PRAIRIE GROVE CSD 46	CRYSTAL LAKE	\$14,782	10/30/2013
44-063-1650-03(00)	MARENGO-UNION ECSD 165	MARENGO	\$22,183	10/24/2013

**ILLINOIS STATE BOARD OF EDUCATION**  
**FUNDING AND DISBURSEMENT SERVICES DIVISION**  
 100 NORTH FIRST STREET, SPRINGFIELD, IL 62777

**Approved Grants Less Than 1 Million**

**Thru Date:(10/01/2013-10/31/2013)**

45-000-0000-00(00)	REGIONAL OFFICE OF EDUCATION45	WATERLOO	\$1,253	10/10/2013
45-067-0040-26(00)	COLUMBIA CUSD 4	COLUMBIA	\$30,125	10/24/2013
45-079-0010-22(00)	COULTERVILLE USD 1	COULTERVILLE	\$31,350	10/23/2013
45-079-1320-26(00)	RED BUD CUSD 132	RED BUD	\$49,345	10/21/2013
45-079-1380-26(00)	STEELEVILLE CUSD 138	STEELEVILLE	\$13,313	10/21/2013
46-009-0640-26(00)	VIRGINIA CUSD 64	VIRGINIA	\$14,700	10/23/2013
46-069-0010-26(00)	FRANKLIN CUSD 1	ALEXANDER	\$20,883	10/21/2013
46-069-0110-26(00)	MEREDOSIA-CHAMBERSBURG CUSD 11	MEREDOSIA	\$19,097	10/30/2013
46-086-0020-26(00)	SCOTT-MORGAN CUSD 2	BLUFFS	\$7,803	10/22/2013
47-071-2220-26(00)	POLO CUSD 222	POLO	\$32,326	10/21/2013
47-071-2260-26(00)	BYRON COMMUNITY UNIT SD 226	BYRON	\$28,314	10/21/2013
47-071-2690-04(00)	ESWOOD CCD 269	LINDENWOOD	\$3,173	10/03/2013
48-072-0630-02(00)	NORWOOD ELEM SD 63	PEORIA	\$14,533	10/21/2013
48-072-0660-02(00)	BARTONVILLE SD 66	BARTONVILLE	\$15,791	10/21/2013
48-072-0690-02(00)	PLEASANT HILL SD 69	PEORIA	\$8,355	10/21/2013
48-072-0700-02(00)	MONROE S D 70	BARTONVILLE	\$13,732	10/08/2013
48-072-3230-26(00)	DUNLAP CUSD 323	PEORIA	\$32,711	10/21/2013
48-072-3260-26(00)	PRINCEVILLE CUSD 326	PRINCEVILLE	\$13,355	10/31/2013
49-081-0340-02(00)	SILVIS SD 34	SILVIS	\$35,550	10/21/2013
49-081-0370-02(00)	EAST MOLINE SD 37	EAST MOLINE	\$162,123	10/21/2013
49-081-2000-26(00)	SCHOOL DISTRICT 200 SHERRARD COM	SHERRARD	\$48,431	10/28/2013
50-082-0090-26(00)	LEBANON CUSD 9	LEBANON	\$33,385	10/24/2013
50-082-0400-26(00)	MARISSA CUSD 40	MARISSA	\$30,710	10/21/2013
50-082-0600-26(00)	NEW ATHENS CUSD 60	NEW ATHENS	\$29,542	10/23/2013
50-082-0700-04(00)	FREEBURG CCSD 70	FREEBURG	\$23,634	10/23/2013
50-082-0850-02(00)	SHILOH VILLAGE SD 85	SHILOH	\$14,704	10/10/2013
50-082-0900-04(00)	OFALLON COMM CONS 90	OFALLON	\$68,661	10/21/2013
50-082-1050-02(00)	PONTIAC-W HOLLIDAY SD 105	FAIRVIEW HGHT	\$25,932	10/30/2013
50-082-1600-04(00)	MILLSTADT CCSD 160	MILLSTADT	\$34,748	10/21/2013
50-082-1750-02(00)	HARMONY EMGE SD 175	BELLEVILLE	\$23,577	10/24/2013
50-082-1960-26(00)	DUPO CUSD 196	DUPO	\$42,162	10/24/2013
50-082-2010-17(00)	BELLEVILLE TWP HSD 201	BELLEVILLE	\$110,749	10/21/2013
51-084-003A-26(00)	ROCHESTER CUSD 3A	ROCHESTER	\$24,636	10/15/2013
51-084-0050-26(00)	BALL CHATHAM CUSD 5	CHATHAM	\$77,112	10/23/2013
51-084-0110-26(00)	PAWNEE COMM UNIT SCHOOL DIST	PAWNEE	\$18,254	10/23/2013
51-084-0150-26(00)	WILLIAMSVILLE CUSD 15	WILLIAMSVILLE	\$21,088	10/09/2013
53-090-0500-02(00)	DISTRICT 50 SCHOOLS	WASHINGTON	\$34,757	10/23/2013
53-090-0520-02(00)	WASHINGTON SD 52	WASHINGTON	\$19,509	10/23/2013
53-090-0980-02(00)	COUNTY OF TAZEWELL SCH DIST 98	PEKIN	\$4,126	10/21/2013
55-098-0050-26(00)	COMMUNITY UNIT SCHOOL DISTRICT	STERLING	\$194,357	10/25/2013
55-098-0130-02(00)	ROCK FALLS ESD 13	ROCK FALLS	\$40,396	10/24/2013
55-098-1450-04(00)	MONTMORENCY CCSD 145	ROCK FALLS	\$11,265	10/21/2013
55-098-3010-17(00)	WHITESIDE COUNTY SCHL DIST 301	ROCK FALLS	\$24,867	10/18/2013
56-099-0170-02(00)	CHANNAHON SD 17	CHANNAHON	\$17,964	10/21/2013
56-099-033C-04(00)	HOMER CCSD 33	LOCKPORT	\$40,160	10/21/2013
56-099-0840-02(00)	ROCKDALE SD 84	ROCKDALE	\$17,098	10/21/2013
56-099-0890-02(00)	FAIRMONT SD 89	LOCKPORT	\$17,487	10/21/2013
56-099-0900-02(00)	COUNTY OF WILL SD90	LOCKPORT	\$9,586	10/24/2013
56-099-0920-02(00)	WILL COUNTY SD 92	LOCKPORT	\$43,936	10/17/2013



**ILLINOIS STATE BOARD OF EDUCATION  
FUNDING AND DISBURSEMENT SERVICES DIVISION  
100 NORTH FIRST STREET, SPRINGFIELD, IL 62777**

**Approved Grants Less Than 1 Million**

Thru Date:(10/01/2013-10/31/2013)

56-099-1610-02(00)	SUMMIT HILL SD 161	FRANKFORT	\$50,782	10/30/2013
56-099-200U-26(00)	BEECHER CUSD 200U	BEECHER	\$14,151	10/23/2013
56-099-2040-17(00)	JOLIET TWP HSD 204	JOLIET	\$218,276	10/21/2013
56-099-2050-17(00)	LOCKPORT TWP HSD 205	LOCKPORT	\$45,015	10/24/2013
56-099-2100-16(00)	LINCOLN WAY CHSD 210	NEW LENOX	\$91,563	10/24/2013
56-099-255U-26(00)	REED CUSTER CUSD 255U	BRAIDWOOD	\$66,011	10/21/2013
			<b>\$11,132,408</b>	

**Program: 2014 - 4935, Title II - Teacher Quality - Leadership Grant**

<u>RCDT</u>	<u>District Name</u>	<u>City</u>	<u>Budget Amt</u>	<u>Approval Date</u>
02-000-0000-00(02)	REGIONAL OFFICE OF EDUCATION02	ULLIN	\$2,000	10/21/2013
04-000-0000-00(02)	REGIONAL OFFICE OF EDUCATION04	LOVES PARK	\$11,428	10/18/2013
05-000-0000-00(02)	INTERMEDIATE SERVICE CENTER 1	DES PLAINES	\$71,731	10/18/2013
07-000-0000-00(02)	INTERMEDIATE SERVICE CENTER 4	CHICAGO HTS	\$68,614	10/18/2013
09-000-0000-00(02)	REGIONAL OFFICE OF EDUCATION09	RANTOUL	\$8,519	10/18/2013
11-000-0000-00(02)	REGIONAL OFFICE OF EDUCATION11	CHARLESTON	\$6,295	10/18/2013
12-000-0000-00(02)	REGIONAL OFFICE OF EDUCATION12	OLNEY	\$2,835	10/18/2013
13-000-0000-00(02)	REGIONAL OFFICE OF EDUCATION13	CARLYLE	\$3,753	10/18/2013
15-016-2990-25(02)	CITY OF CHICAGO SD 299	CHICAGO	\$88,121	10/21/2013
16-000-0000-00(02)	REGIONAL OFFICE OF EDUCATION16	DEKALB	\$4,539	10/21/2013
19-000-0000-00(02)	REGIONAL OFFICE OF EDUCATION19	WHEATON	\$43,575	10/21/2013
20-000-0000-00(02)	REGIONAL OFFICE OF EDUCATION20	HARRISBURG	\$2,940	10/18/2013
22-000-0000-00(02)	REGIONAL OFFICE OF EDUCATION22	LEWISTOWN	\$1,500	10/18/2013
24-000-0000-00(02)	REGIONAL OFFICE OF EDUCATION24	MORRIS	\$8,200	10/18/2013
27-000-0000-00(02)	REGIONAL OFFICE OF EDUCATION27	MONMOUTH	\$1,442	10/18/2013
28-000-0000-00(02)	REGIONAL OFFICE OF EDUCATION28	ATKINSON	\$3,150	10/30/2013
31-000-0000-00(02)	REGIONAL OFFICE OF EDUCATION31	GENEVA	\$23,034	10/21/2013
32-000-0000-00(02)	REGIONAL OFFICE OF EDUCATION32	KANKAKEE	\$6,333	10/18/2013
33-000-0000-00(02)	REGIONAL OFFICE OF EDUCATION33	GALESBURG	\$2,037	10/18/2013
34-000-0000-00(02)	REGIONAL OFFICE OF EDUCATION34	GRAYSLAKE	\$31,200	10/18/2013
35-000-0000-00(02)	REGIONAL OFFICE OF EDUCATION35	OTTAWA	\$3,970	10/18/2013
38-000-0000-00(02)	REGIONAL OFFICE OF EDUCATION38	LINCOLN	\$2,411	10/21/2013
41-000-0000-00(02)	REGIONAL OFFICE OF EDUCATION41	EDWARDSVILLE	\$9,161	10/18/2013
44-000-0000-00(02)	REGIONAL OFFICE OF EDUCATION44	WOODSTOCK	\$11,300	10/18/2013
46-000-0000-00(02)	REGIONAL OFFICE OF EDUCATION46	JACKSONVILLE	\$2,519	10/18/2013
47-000-0000-00(02)	REGIONAL OFFICE OF EDUCATION47	DIXON	\$3,263	10/18/2013
48-000-0000-00(02)	REGIONAL OFFICE OF EDUCATION48	PEORIA	\$6,300	10/30/2013
49-000-0000-00(02)	REGIONAL OFFICE OF EDUCATION49	MOLINE	\$5,250	10/18/2013
50-000-0000-00(02)	REGIONAL OFFICE OF EDUCATION50	BELLEVILLE	\$9,200	10/30/2013
51-000-0000-00(02)	REGIONAL OFFICE OF EDUCATION51	SPRINGFIELD	\$7,455	10/18/2013
53-000-0000-00(02)	REGIONAL OFFICE OF EDUCATION53	PEKIN	\$5,200	10/30/2013
54-000-0000-00(02)	REGIONAL OFFICE OF EDUCATION54	DANVILLE	\$3,158	10/18/2013
55-000-0000-00(02)	REGIONAL OFFICE OF EDUCATION55	STERLING	\$2,409	10/18/2013
56-000-0000-00(02)	REGIONAL OFFICE OF EDUCATION56	NEW LENOX	\$26,014	10/18/2013
			<b>\$488,856</b>	

**Program: 2014 - 4936, Mathematics and Science Partnerships**

<u>RCDT</u>	<u>District Name</u>	<u>City</u>	<u>Budget Amt</u>	<u>Approval Date</u>
17-064-5450-51(50)	ILLINOIS STATE UNIVERSITY	NORMAL	\$159,973	10/02/2013
17-064-5450-51(52)	ILLINOIS STATE UNIVERSITY	NORMAL	\$159,715	10/01/2013

ILLINOIS STATE BOARD OF EDUCATION  
FUNDING AND DISBURSEMENT SERVICES DIVISION  
100 NORTH FIRST STREET, SPRINGFIELD, IL 62777  
**Approved Grants Less Than 1 Million**  
Thru Date:(10/01/2013-10/31/2013)

---

**\$319,688**

---