




ILLINOIS STATE BOARD OF EDUCATION MEETING
September 18-19, 2013

TO: Illinois State Board of Education

FROM: Christopher A. Koch, Ed.D., State Superintendent of Education 
Robert Wolfe, Chief Financial Officer 
Donald W. Evans, Chief Operating Officer 

Agenda Topic: Information Item: SBE Fiscal & Administrative Monthly Reports

Materials: Appropriation and Spending by Program – FY13 and FY14
Financial Status Report (contract & grant detail) – FY13 and FY14
Comparative Statement of Expenditures – FY13 and FY14
Monthly Headcount Graph, Staff Detail, 10-yr Headcount History Graph
Contract & Grant Awards Under \$1 million - FY13 and FY14

Purpose of Agenda Item

To provide the Board standard reports with key information on fiscal and administrative activities of the state Agency.

Relationship to/Implications for the State Board's Strategic Plan

Not applicable – informational purposes only.

Expected Outcome(s) of Agenda Item

Not applicable – informational purposes only.

Background Information

In June 2002, the State Board adopted bylaws outlining a new committee structure under which fiscal, audit and operations issues will be handled by the Finance and Audit Committee. The Superintendent requested that the Agency organize and standardize the financial and Headcount data provided to the Board for their future policy work and decision making.

Currently, the following reports are provided:

1. Budget (annually in January)
2. Appropriation and Expenditure (monthly)
3. Financial Status Report – Contract/Grant Detail (monthly)
4. Contract & Grant Awards Under \$1 Million (monthly)
5. Comparative Statement of Expenditures (monthly)
6. Headcount Reports (monthly)
Headcount History Graph, Staff Detail by Division, & Monthly Headcount Graph

Analysis and Implications for Policy, Budget, Legislative Action and Communications

The monthly or Quarterly Fiscal and Headcount Reports were first provided to the Board in August 2002. These reports provide information regarding staffing and funding as well as details of contracts over \$50,000 and grants the Agency is processing.

At the request of the Board at the December 2011 meeting, a Contract & Grant Award Report under \$1 million has been added to the SBE Fiscal & Administrative Monthly Reports package.

Superintendent's Recommendation

None needed.

Next Steps

Continue to provide these reports pursuant to schedule above.

Illinois State Board of Education
2013 Appropriation & Spending by Program 07/01/2012 thru 08/31/2013

(Dollars in Thousands)

Initiatives	Appropriation			YTD Expenditures		
	Total	Grants	Admin	Total	Grants	Admin
STATE						
Distributive Grants	<u>\$6,045,505.8</u>	<u>\$6,045,505.8</u>	<u>\$0.0</u>	<u>\$6,036,639.3</u>	<u>\$6,036,639.3</u>	<u>\$0.0</u>
General State Aid	\$4,286,752.5	\$4,286,752.5	\$0.0	\$4,286,752.5	\$4,286,752.5	\$0.0
District Consolidation Cost	\$2,805.0	\$2,805.0	\$0.0	\$2,704.7	\$2,704.7	\$0.0
Mandated Categoricals	<u>\$1,755,948.3</u>	<u>\$1,755,948.3</u>	<u>\$0.0</u>	<u>\$1,747,182.2</u>	<u>\$1,747,182.2</u>	<u>\$0.0</u>
Illinois Free Lunch/Breakfast	\$14,300.0	\$14,300.0	\$0.0	\$14,300.0	\$14,300.0	\$0.0
Orphanage Tuition 18-3 (Reg Ed)	\$13,000.0	\$13,000.0	\$0.0	\$11,610.3	\$11,610.3	\$0.0
Sp-Ed - Extraordinary Services	\$314,196.1	\$314,196.1	\$0.0	\$314,196.1	\$314,196.1	\$0.0
Sp-Ed - Orphanage Tuition 14-7.03	\$111,000.0	\$111,000.0	\$0.0	\$103,623.6	\$103,623.6	\$0.0
Sp-Ed - Personnel Reimbursement	\$440,200.0	\$440,200.0	\$0.0	\$440,200.0	\$440,200.0	\$0.0
Sp-Ed - Private Tuition	\$206,843.3	\$206,843.3	\$0.0	\$206,843.3	\$206,843.3	\$0.0
Sp-Ed - Summer School	\$10,100.0	\$10,100.0	\$0.0	\$10,100.0	\$10,100.0	\$0.0
Sp-Ed - Transportation	\$440,500.0	\$440,500.0	\$0.0	\$440,500.0	\$440,500.0	\$0.0
Transportation - Regular/Vocational	\$205,808.9	\$205,808.9	\$0.0	\$205,808.9	\$205,808.9	\$0.0
Standards - Assessment & Accountability	<u>\$29,400.0</u>	<u>\$1,834.8</u>	<u>\$27,565.2</u>	<u>\$29,017.1</u>	<u>\$1,834.8</u>	<u>\$27,182.3</u>
Assessments	\$27,400.0	\$0.0	\$27,400.0	\$27,017.5	\$0.0	\$27,017.5
Standards, Materials, Training for Teachers	\$2,000.0	\$1,834.8	\$165.2	\$1,999.6	\$1,834.8	\$164.8
Growth Model	\$0.0	\$0.0	\$0.0	\$0.0	\$0.0	\$0.0
System of Support	\$0.0	\$0.0	\$0.0	\$0.0	\$0.0	\$0.0
Ensuring Quality Ed Personnel	<u>\$2,225.0</u>	<u>\$2,225.0</u>	<u>\$0.0</u>	<u>\$1,796.3</u>	<u>\$1,796.3</u>	<u>\$0.0</u>
National Board Certification	\$1,000.0	\$1,000.0	\$0.0	\$571.3	\$571.3	\$0.0
Principal Mentoring Program	\$0.0	\$0.0	\$0.0	\$0.0	\$0.0	\$0.0
Teach for America	\$1,225.0	\$1,225.0	\$0.0	\$1,225.0	\$1,225.0	\$0.0
Teacher and Admin. Mentoring Program	\$0.0	\$0.0	\$0.0	\$0.0	\$0.0	\$0.0
Early Childhood	<u>\$300,192.4</u>	<u>\$296,465.7</u>	<u>\$3,726.7</u>	<u>\$299,970.5</u>	<u>\$296,375.8</u>	<u>\$3,594.6</u>
Academic Difficulty	<u>\$81,920.5</u>	<u>\$80,120.5</u>	<u>\$1,800.0</u>	<u>\$81,849.1</u>	<u>\$80,084.7</u>	<u>\$1,764.5</u>
Alternative Learning/Regional Safe Schools	\$6,539.3	\$6,539.3	\$0.0	\$6,539.3	\$6,539.3	\$0.0
Bilingual Education	\$63,381.2	\$61,581.2	\$1,800.0	\$63,345.7	\$61,581.2	\$1,764.5
Truant Alternative Optional Education	\$12,000.0	\$12,000.0	\$0.0	\$11,964.2	\$11,964.2	\$0.0
Learning Technologies	<u>\$3,000.0</u>	<u>\$1,777.0</u>	<u>\$1,223.0</u>	<u>\$2,997.4</u>	<u>\$1,776.3</u>	<u>\$1,221.2</u>
Technology for Success	\$3,000.0	\$1,777.0	\$1,223.0	\$2,997.4	\$1,776.3	\$1,221.2
Career Preparation	<u>\$39,862.1</u>	<u>\$39,862.1</u>	<u>\$0.0</u>	<u>\$39,856.6</u>	<u>\$39,856.6</u>	<u>\$0.0</u>

Agricultural Education	\$1,800.0	\$1,800.0	\$0.0	\$1,797.6	\$1,797.6	\$0.0
Career and Technical Education	\$38,062.1	\$38,062.1	\$0.0	\$38,059.0	\$38,059.0	\$0.0
Regional Services	<u>\$14,320.1</u>	<u>\$14,320.1</u>	<u>\$0.0</u>	<u>\$13,332.3</u>	<u>\$13,332.3</u>	<u>\$0.0</u>
ROE - Bus Driver Training	\$70.0	\$70.0	\$0.0	\$70.0	\$70.0	\$0.0
ROE - Salaries	\$12,025.0	\$12,025.0	\$0.0	\$11,037.3	\$11,037.3	\$0.0
ROE - School Services	\$2,225.1	\$2,225.1	\$0.0	\$2,225.1	\$2,225.1	\$0.0
Strategic Plan	<u>\$0.0</u>	<u>\$0.0</u>	<u>\$0.0</u>	<u>\$0.0</u>	<u>\$0.0</u>	<u>\$0.0</u>
Strategic Plan	\$0.0	\$0.0	\$0.0	\$0.0	\$0.0	\$0.0
Administration	<u>\$23,654.0</u>	<u>\$0.0</u>	<u>\$23,654.0</u>	<u>\$22,998.7</u>	<u>\$0.0</u>	<u>\$22,998.7</u>
Targeted Initiatives	<u>\$21,744.2</u>	<u>\$20,967.9</u>	<u>\$776.3</u>	<u>\$21,544.4</u>	<u>\$20,963.4</u>	<u>\$580.9</u>
Advanced Placement Classes	\$527.0	\$527.0	\$0.0	\$527.0	\$527.0	\$0.0
After School Matters	\$2,500.0	\$2,500.0	\$0.0	\$2,500.0	\$2,500.0	\$0.0
Arts and Foreign Language	\$500.0	\$500.0	\$0.0	\$495.5	\$495.5	\$0.0
Autism Project	\$100.0	\$100.0	\$0.0	\$100.0	\$100.0	\$0.0
Blind & Dyslexic	\$816.6	\$816.6	\$0.0	\$816.6	\$816.6	\$0.0
Childrens Mental Health Partnership	\$300.0	\$300.0	\$0.0	\$300.0	\$300.0	\$0.0
Community Residential Services Authority	\$592.3	\$0.0	\$592.3	\$499.2	\$0.0	\$499.2
East St. Louis School District 189	\$9,000.0	\$9,000.0	\$0.0	\$9,000.0	\$9,000.0	\$0.0
Educator Misconduct Investigations	\$184.0	\$0.0	\$184.0	\$81.8	\$0.0	\$81.8
IL Coalition Immigrant/Refugee Parent Mentor	\$1,000.0	\$1,000.0	\$0.0	\$1,000.0	\$1,000.0	\$0.0
Lowest Performing Schools	\$1,002.8	\$1,002.8	\$0.0	\$1,002.8	\$1,002.8	\$0.0
Materials Center for the Visually Impaired	\$1,421.1	\$1,421.1	\$0.0	\$1,421.1	\$1,421.1	\$0.0
Philip J. Rock Center & School	\$3,577.8	\$3,577.8	\$0.0	\$3,577.8	\$3,577.8	\$0.0
Tax Equivalent Grants	\$222.6	\$222.6	\$0.0	\$222.6	\$222.6	\$0.0
NON STATE						
School Infrastructure Fund	<u>\$600.0</u>	<u>\$0.0</u>	<u>\$600.0</u>	<u>\$118.6</u>	<u>\$0.0</u>	<u>\$118.6</u>
School Infrastructure (Debt Admin)	\$600.0	\$0.0	\$600.0	\$118.6	\$0.0	\$118.6
Driver Education	<u>\$17,500.0</u>	<u>\$17,500.0</u>	<u>\$0.0</u>	<u>\$17,500.0</u>	<u>\$17,500.0</u>	<u>\$0.0</u>
Other Funds	<u>\$139,754.7</u>	<u>\$116,745.8</u>	<u>\$23,008.9</u>	<u>\$22,607.1</u>	<u>\$18,037.1</u>	<u>\$4,570.0</u>
After School Rescue Fund	\$200.0	\$200.0	\$0.0	\$0.0	\$0.0	\$0.0
Capital Development Fund-Sch Const.	\$25,000.0	\$25,000.0	\$0.0	\$0.0	\$0.0	\$0.0
Charter Schools Revolving Loan Fund	\$20.0	\$20.0	\$0.0	\$0.0	\$0.0	\$0.0
Emergency Financial Assistance Fund	\$1,000.0	\$1,000.0	\$0.0	\$67.1	\$67.1	\$0.0
Indirect Costs	\$7,015.2	\$0.0	\$7,015.2	\$2,842.9	\$0.0	\$2,842.9
ISBE - Special Purpose Trust Fund	\$8,484.8	\$0.0	\$8,484.8	\$248.7	\$0.0	\$248.7
ISBE Teacher Certificate Institute Fund	\$2,208.9	\$0.0	\$2,208.9	\$0.0	\$0.0	\$0.0
School Construction Maintenance Fund	\$83,716.2	\$83,716.2	\$0.0	\$16,378.8	\$16,378.8	\$0.0
School Technology Revolving Loan	\$5,000.0	\$5,000.0	\$0.0	\$1,181.6	\$1,181.6	\$0.0
State Charter School Commission	\$300.0	\$0.0	\$300.0	\$81.2	\$0.0	\$81.2
Teacher Certification Fee Revolving Fund	\$5,000.0	\$0.0	\$5,000.0	\$1,397.2	\$0.0	\$1,397.2

Technology Immersion - Build IL Bond Fund	\$409.6	\$409.6	\$0.0	\$409.6	\$409.6	\$0.0
Temporary Relocation Revolving Fund	\$1,400.0	\$1,400.0	\$0.0	\$0.0	\$0.0	\$0.0

FEDERAL

Federal Funds	<u>\$3,002,670.2</u>	<u>\$2,830,302.4</u>	<u>\$172,367.8</u>	<u>\$2,153,656.5</u>	<u>\$2,094,720.6</u>	<u>\$58,936.3</u>
Advanced Placement Fee Payment	\$3,099.1	\$3,000.0	\$99.1	\$1,731.7	\$1,731.7	\$0.0
ARRA - Education Jobs Fund	\$26,000.0	\$26,000.0	\$0.0	\$6,331.0	\$6,331.0	\$0.0
ARRA - Longitudinal Data Systems	\$10,000.0	\$0.0	\$10,000.0	\$3,397.4	\$0.0	\$3,397.4
ARRA - Race to the Top	\$42,800.0	\$11,197.8	\$31,602.2	\$11,447.0	\$6,008.5	\$5,438.5
ARRA - Title I	\$78,405.8	\$78,405.8	\$0.0	\$1,550.6	\$1,550.6	\$0.0
ARRA - Titel I School Improvement (1003G)	\$71,594.2	\$65,394.2	\$6,200.0	\$46,481.6	\$40,315.7	\$6,165.9
ARRA - Title II Technology	\$100.0	\$100.0	\$0.0	\$0.0	\$0.0	\$0.0
Career & Technical Education	\$56,603.1	\$55,000.0	\$1,603.1	\$43,590.1	\$42,794.3	\$795.8
Career & Technical Education - Technical Prep	\$121.0	\$100.0	\$21.0	\$0.0	\$0.0	\$0.0
Charter Schools	\$9,000.0	\$9,000.0	\$0.0	\$0.0	\$0.0	\$0.0
Child Nutrition	\$736,725.2	\$725,000.0	\$11,725.2	\$694,903.0	\$688,200.7	\$6,702.6
Early Learning Challenge	\$34,230.2	\$0.0	\$34,230.2	\$0.7	\$0.0	\$0.7
Early Learning Challenge - DHS	\$769.8	\$0.0	\$769.8	\$363.6	\$0.0	\$363.6
IDEA - Deaf Blind, Part C	\$500.0	\$500.0	\$0.0	\$353.9	\$353.9	\$0.0
IDEA - Improvement Plan	\$4,393.2	\$4,000.0	\$393.2	\$1,783.5	\$1,540.9	\$242.6
IDEA - Pre-School	\$25,933.9	\$25,000.0	\$933.9	\$16,373.5	\$16,051.3	\$322.2
Illinois Purchase Care Review Board	\$404.7	\$0.0	\$404.7	\$300.0	\$0.0	\$300.0
Individuals with Disabilities Educ. Act, Pt. B	\$716,637.6	\$700,000.0	\$16,637.6	\$505,526.2	\$495,752.6	\$9,773.5
IDEA - Bellefaire JCB	\$500.0	\$500.0	\$0.0	\$452.7	\$452.7	\$0.0
Integration of Schools & Mental Health Systems	\$0.0	\$0.0	\$0.0	\$0.0	\$0.0	\$0.0
Learn and Serve America	\$550.0	\$500.0	\$50.0	\$175.2	\$175.2	\$0.0
Longitudinal Data System	\$5,200.0	\$685.0	\$4,515.0	\$1,549.7	\$0.0	\$1,549.7
Math & Science Partnerships	\$14,658.5	\$14,000.0	\$658.5	\$4,718.8	\$4,527.0	\$191.8
National Center for Education Statistics	\$297.2	\$0.0	\$297.2	\$217.1	\$0.0	\$217.1
ONPAR	\$2,000.0	\$2,000.0	\$0.0	\$0.0	\$0.0	\$0.0
Spanish Language Assesment-SALSA	\$1,341.7	\$0.0	\$1,341.7	\$729.9	\$0.0	\$729.9
School Health Programs	\$1,152.6	\$0.0	\$1,152.6	\$173.0	\$0.0	\$173.0
Special Congressional Initiatives	\$5,000.0	\$4,920.5	\$79.5	\$0.0	\$0.0	\$0.0
Striving Readers	\$500.0	\$499.1	\$0.9	\$0.9	\$0.0	\$0.9
Title I - Basic Programs	\$756,004.5	\$743,276.6	\$12,727.9	\$595,297.0	\$590,895.8	\$4,401.2
Title I - Comprehensive School Reform	\$35.5	\$0.0	\$35.5	\$0.0	\$0.0	\$0.0
Title I - Education of Migratory Children	\$4,186.0	\$4,127.0	\$59.0	\$2,352.4	\$2,317.3	\$35.2
Title I - Even Start Family Literacy Programs	\$1,782.2	\$1,733.2	\$49.0	\$0.0	\$0.0	\$0.0
Title I - Neglected and Delinquent	\$2,423.1	\$2,372.1	\$51.0	\$1,283.9	\$1,270.9	\$13.0
Title I - School Improvement	\$77,126.0	\$73,491.1	\$3,634.9	\$28,477.2	\$27,252.3	\$1,224.9
Title II - Enhance Ed through Technology	\$5,105.0	\$5,000.0	\$105.0	\$1,313.6	\$1,313.6	\$0.0
Title II - Quality Teachers	\$162,526.4	\$157,000.0	\$5,526.4	\$88,198.5	\$86,362.4	\$1,836.1
Title III - English Language Acquisition	\$47,433.4	\$45,000.0	\$2,433.4	\$29,990.3	\$29,097.0	\$893.3
Title IV - 21st Century Schools	\$66,978.1	\$65,000.0	\$1,978.1	\$47,983.1	\$46,632.0	\$1,351.1
Title IV - Safe & Drug Free Schools	\$547.0	\$500.0	\$47.0	\$24.1	\$18.7	\$5.4
Title VI - Rural & Low Income Programs	\$2,056.0	\$2,000.0	\$56.0	\$1,161.5	\$1,125.3	\$36.3
Title VI - State Assessment	\$22,438.6	\$0.0	\$22,438.6	\$12,621.2	\$0.0	\$12,621.2

Title X - McKinney Homeless Assistance	\$5,495.0	\$5,000.0	\$495.0	\$2,802.4	\$2,649.0	\$153.4
Transition to Teaching	\$15.6	\$0.0	\$15.6	\$0.0	\$0.0	\$0.0
TOTAL - ALL FUNDS:	\$9,722,349.0	\$9,467,627.1	\$254,721.8	\$8,743,883.9	\$8,622,917.2	\$120,967.1

Illinois State Board of Education
2014 Appropriation & Spending by Program 07/01/2013 thru 08/31/2013

(Dollars in Thousands)

Initiatives	Appropriation			YTD Expenditures		
	Total	Grants	Admin	Total	Grants	Admin
STATE						
Distributive Grants	<u>\$6,194,646.6</u>	<u>\$6,194,646.6</u>	<u>\$0.0</u>	<u>\$482,657.6</u>	<u>\$482,657.6</u>	<u>\$0.0</u>
General State Aid	\$4,442,198.3	\$4,442,198.3	\$0.0	\$404,223.7	\$404,223.7	\$0.0
District Consolidation Cost	\$2,500.0	\$2,500.0	\$0.0	\$0.0	\$0.0	\$0.0
Mandated Categoricals	<u>\$1,749,948.3</u>	<u>\$1,749,948.3</u>	<u>\$0.0</u>	<u>\$78,433.9</u>	<u>\$78,433.9</u>	<u>\$0.0</u>
Illinois Free Lunch/Breakfast	\$14,300.0	\$14,300.0	\$0.0	\$7,269.2	\$7,269.2	\$0.0
Orphanage Tuition 18-3 (Reg Ed)	\$12,000.0	\$12,000.0	\$0.0	\$0.0	\$0.0	\$0.0
Sp-Ed - Extraordinary Services	\$303,091.7	\$303,091.7	\$0.0	\$0.0	\$0.0	\$0.0
Sp-Ed - Orphanage Tuition 14-7.03	\$105,000.0	\$105,000.0	\$0.0	\$37,590.0	\$37,590.0	\$0.0
Sp-Ed - Personnel Reimbursement	\$440,200.0	\$440,200.0	\$0.0	\$20,053.8	\$20,053.8	\$0.0
Sp-Ed - Private Tuition	\$218,947.7	\$218,947.7	\$0.0	\$0.0	\$0.0	\$0.0
Sp-Ed - Summer School	\$10,100.0	\$10,100.0	\$0.0	\$5,494.4	\$5,494.4	\$0.0
Sp-Ed - Transportation	\$440,500.0	\$440,500.0	\$0.0	\$0.0	\$0.0	\$0.0
Transportation - Regular/Vocational	\$205,808.9	\$205,808.9	\$0.0	\$8,026.5	\$8,026.5	\$0.0
Standards - Assessment & Accountability	<u>\$27,400.0</u>	<u>\$0.0</u>	<u>\$27,400.0</u>	<u>\$3,585.6</u>	<u>\$0.0</u>	<u>\$3,585.6</u>
Assessments	\$27,400.0	\$0.0	\$27,400.0	\$3,585.6	\$0.0	\$3,585.6
Standards, Materials, Training for Teachers	\$0.0	\$0.0	\$0.0	\$0.0	\$0.0	\$0.0
Growth Model	\$0.0	\$0.0	\$0.0	\$0.0	\$0.0	\$0.0
System of Support	\$0.0	\$0.0	\$0.0	\$0.0	\$0.0	\$0.0
Ensuring Quality Ed Personnel	<u>\$2,000.0</u>	<u>\$2,000.0</u>	<u>\$0.0</u>	<u>\$0.0</u>	<u>\$0.0</u>	<u>\$0.0</u>
National Board Certification	\$1,000.0	\$1,000.0	\$0.0	\$0.0	\$0.0	\$0.0
Principal Mentoring Program	\$0.0	\$0.0	\$0.0	\$0.0	\$0.0	\$0.0
Teach for America	\$1,000.0	\$1,000.0	\$0.0	\$0.0	\$0.0	\$0.0
Teacher and Admin. Mentoring Program	\$0.0	\$0.0	\$0.0	\$0.0	\$0.0	\$0.0
Early Childhood	<u>\$300,192.4</u>	<u>\$293,962.4</u>	<u>\$6,230.0</u>	<u>\$27,662.6</u>	<u>\$27,572.0</u>	<u>\$90.6</u>
Academic Difficulty	<u>\$81,181.2</u>	<u>\$79,181.2</u>	<u>\$2,000.0</u>	<u>\$3,471.6</u>	<u>\$3,471.6</u>	<u>\$0.0</u>
Alternative Learning/Regional Safe Schools	\$6,300.0	\$6,300.0	\$0.0	\$325.1	\$325.1	\$0.0
Bilingual Education	\$63,381.2	\$61,381.2	\$2,000.0	\$0.0	\$0.0	\$0.0
Truant Alternative Optional Education	\$11,500.0	\$11,500.0	\$0.0	\$3,146.5	\$3,146.5	\$0.0
Learning Technologies	<u>\$2,500.0</u>	<u>\$1,300.0</u>	<u>\$1,200.0</u>	<u>\$350.0</u>	<u>\$0.0</u>	<u>\$350.0</u>
Technology for Success	\$2,500.0	\$1,300.0	\$1,200.0	\$350.0	\$0.0	\$350.0
Career Preparation	<u>\$39,312.1</u>	<u>\$39,312.1</u>	<u>\$0.0</u>	<u>\$8,597.5</u>	<u>\$8,597.5</u>	<u>\$0.0</u>

Agricultural Education	\$1,250.0	\$1,250.0	\$0.0	\$0.0	\$0.0	\$0.0
Career and Technical Education	\$38,062.1	\$38,062.1	\$0.0	\$8,597.5	\$8,597.5	\$0.0
Strategic Plan	<u>\$0.0</u>	<u>\$0.0</u>	<u>\$0.0</u>	<u>\$0.0</u>	<u>\$0.0</u>	<u>\$0.0</u>
Strategic Plan	\$0.0	\$0.0	\$0.0	\$0.0	\$0.0	\$0.0
Administration	<u>\$23,180.9</u>	<u>\$0.0</u>	<u>\$23,180.9</u>	<u>\$3,120.1</u>	<u>\$0.0</u>	<u>\$3,120.1</u>
Targeted Initiatives	<u>\$16,567.2</u>	<u>\$14,240.4</u>	<u>\$2,326.8</u>	<u>\$2,187.3</u>	<u>\$607.6</u>	<u>\$1,579.7</u>
Advanced Placement Classes	\$500.0	\$500.0	\$0.0	\$0.0	\$0.0	\$0.0
After School Matters	\$2,000.0	\$2,000.0	\$0.0	\$0.0	\$0.0	\$0.0
Arts and Foreign Language	\$0.0	\$0.0	\$0.0	\$0.0	\$0.0	\$0.0
Autism Project	\$100.0	\$100.0	\$0.0	\$0.0	\$0.0	\$0.0
Blind & Dyslexic	\$816.6	\$816.6	\$0.0	\$0.0	\$0.0	\$0.0
Childrens Mental Health Partnership	\$300.0	\$250.0	\$50.0	\$0.0	\$0.0	\$0.0
Community Residential Services Authority	\$592.3	\$0.0	\$592.3	\$79.7	\$0.0	\$79.7
East St. Louis School District 189	\$3,000.0	\$3,000.0	\$0.0	\$0.0	\$0.0	\$0.0
Educator Misconduct Investigations	\$184.0	\$0.0	\$184.0	\$0.0	\$0.0	\$0.0
IL Coalition Immigrant/Refugee Parent Mentor	\$1,000.0	\$1,000.0	\$0.0	\$0.0	\$0.0	\$0.0
Lowest Performing Schools	\$1,002.8	\$1,002.3	\$0.5	\$0.0	\$0.0	\$0.0
Materials Center for the Visually Impaired	\$1,421.1	\$1,421.1	\$0.0	\$385.0	\$385.0	\$0.0
Philip J. Rock Center & School	\$3,577.8	\$3,577.8	\$0.0	\$0.0	\$0.0	\$0.0
Tax Equivalent Grants	\$222.6	\$222.6	\$0.0	\$222.6	\$222.6	\$0.0
Emergency Financial Assistance Fund	\$1,500.0	\$0.0	\$1,500.0	\$1,500.0	\$0.0	\$1,500.0
Targeted Initiatives	\$350.0	\$350.0	\$0.0	\$0.0	\$0.0	\$0.0
NON STATE						
Regional Services	<u>\$14,695.0</u>	<u>\$14,695.0</u>	<u>\$0.0</u>	<u>\$2,463.5</u>	<u>\$2,463.5</u>	<u>\$0.0</u>
ROE - Bus Driver Training	\$70.0	\$70.0	\$0.0	\$70.0	\$70.0	\$0.0
ROE - Salaries	\$12,400.0	\$12,400.0	\$0.0	\$1,853.4	\$1,853.4	\$0.0
ROE - School Services	\$2,225.0	\$2,225.0	\$0.0	\$540.1	\$540.1	\$0.0
School Infrastructure Fund	<u>\$600.0</u>	<u>\$0.0</u>	<u>\$600.0</u>	<u>\$22.0</u>	<u>\$0.0</u>	<u>\$22.0</u>
School Infrastructure (Debt Admin)	\$600.0	\$0.0	\$600.0	\$22.0	\$0.0	\$22.0
Driver Education	<u>\$15,000.0</u>	<u>\$15,000.0</u>	<u>\$0.0</u>	<u>\$0.0</u>	<u>\$0.0</u>	<u>\$0.0</u>
Career Preparation	<u>\$550.0</u>	<u>\$550.0</u>	<u>\$0.0</u>	<u>\$0.0</u>	<u>\$0.0</u>	<u>\$0.0</u>
Agricultural Education - Downstate Transit	\$550.0	\$550.0	\$0.0	\$0.0	\$0.0	\$0.0
Other Funds	<u>\$138,354.0</u>	<u>\$115,135.1</u>	<u>\$23,218.9</u>	<u>\$8,979.3</u>	<u>\$8,217.5</u>	<u>\$761.8</u>
After School Rescue Fund	\$200.0	\$200.0	\$0.0	\$0.0	\$0.0	\$0.0
Capital Development Fund-Sch Const.	\$25,000.0	\$25,000.0	\$0.0	\$0.0	\$0.0	\$0.0
Charter Schools Revolving Loan Fund	\$20.0	\$20.0	\$0.0	\$0.0	\$0.0	\$0.0
Emergency Financial Assistance Fund	\$16,140.0	\$16,140.0	\$0.0	\$0.0	\$0.0	\$0.0
Indirect Costs	\$7,015.2	\$0.0	\$7,015.2	\$322.5	\$0.0	\$322.5
ISBE - Special Purpose Trust Fund	\$8,484.8	\$90.0	\$8,394.8	\$0.0	\$0.0	\$0.0

ISBE Teacher Certificate Institute Fund	\$2,208.9	\$0.0	\$2,208.9	\$0.0	\$0.0	\$0.0
School Construction Maintenance Fund	\$67,285.1	\$67,285.1	\$0.0	\$8,217.5	\$8,217.5	\$0.0
School Technology Revolving Loan	\$5,000.0	\$5,000.0	\$0.0	\$0.0	\$0.0	\$0.0
State Charter School Commission	\$600.0	\$0.0	\$600.0	\$49.7	\$0.0	\$49.7
Teacher Certification Fee Revolving Fund	\$5,000.0	\$0.0	\$5,000.0	\$389.6	\$0.0	\$389.6
Technology Immersion - Build IL Bond Fund	\$0.0	\$0.0	\$0.0	\$0.0	\$0.0	\$0.0
Temporary Relocation Revolving Fund	\$1,400.0	\$1,400.0	\$0.0	\$0.0	\$0.0	\$0.0

FEDERAL

Federal Funds	<u>\$3,007,410.5</u>	<u>\$2,844,033.0</u>	<u>\$163,377.5</u>	<u>\$24,255.0</u>	<u>\$19,247.1</u>	<u>\$5,007.9</u>
Advanced Placement Fee Payment	\$3,099.1	\$3,000.0	\$99.1	\$0.0	\$0.0	\$0.0
ARRA - Education Jobs Fund	\$0.0	\$0.0	\$0.0	\$0.0	\$0.0	\$0.0
ARRA - Longitudinal Data Systems	\$10,000.0	\$0.0	\$10,000.0	\$50.9	\$0.0	\$50.9
ARRA - Race to the Top	\$42,800.0	\$15,272.0	\$27,528.0	\$78.7	\$0.0	\$78.7
ARRA - Title I	\$36,700.0	\$36,700.0	\$0.0	\$0.0	\$0.0	\$0.0
ARRA - Titel I School Improvement (1003G)	\$36,700.0	\$36,700.0	\$0.0	\$0.0	\$0.0	\$0.0
ARRA - Title II Technology	\$0.0	\$0.0	\$0.0	\$0.0	\$0.0	\$0.0
Career & Technical Education	\$56,919.4	\$55,000.0	\$1,919.4	\$3,516.7	\$3,349.6	\$167.1
Career & Technical Education - Technical Prep	\$21.0	\$0.0	\$21.0	\$0.0	\$0.0	\$0.0
Charter Schools	\$9,000.0	\$9,000.0	\$0.0	\$0.0	\$0.0	\$0.0
Child Nutrition	\$737,015.2	\$725,000.0	\$12,015.2	\$15,263.6	\$14,164.2	\$1,099.4
Early Learning Challenge	\$28,913.2	\$0.0	\$28,913.2	\$0.0	\$0.0	\$0.0
Early Learning Challenge - DHS	\$6,086.8	\$0.0	\$6,086.8	\$306.3	\$0.0	\$306.3
IDEA - Deaf Blind, Part C	\$500.0	\$500.0	\$0.0	\$0.0	\$0.0	\$0.0
IDEA - Improvement Plan	\$5,045.3	\$4,350.0	\$695.3	\$0.9	\$0.0	\$0.9
IDEA - Pre-School	\$25,898.5	\$25,000.0	\$898.5	\$182.9	\$140.0	\$42.9
Illinois Purchase Care Review Board	\$455.6	\$0.0	\$455.6	\$40.6	\$0.0	\$40.6
Individuals with Disabilities Educ. Act, Pt. B	\$716,578.4	\$700,000.0	\$16,578.4	\$3,003.9	\$1,514.5	\$1,489.4
IDEA - Bellefaire JCB	\$0.0	\$0.0	\$0.0	\$0.0	\$0.0	\$0.0
Integration of Schools & Mental Health Systems	\$0.0	\$0.0	\$0.0	\$0.0	\$0.0	\$0.0
Learn and Serve America	\$50.0	\$0.0	\$50.0	\$0.0	\$0.0	\$0.0
Longitudinal Data System	\$5,200.0	\$1,261.0	\$3,939.0	\$98.6	\$0.0	\$98.6
Math & Science Partnerships	\$14,633.0	\$14,000.0	\$633.0	\$11.1	\$0.0	\$11.1
National Center for Education Statistics	\$479.8	\$0.0	\$479.8	\$42.9	\$0.0	\$42.9
ONPAR	\$0.0	\$0.0	\$0.0	\$0.0	\$0.0	\$0.0
Spanish Language Assesment-SALSA	\$919.1	\$0.0	\$919.1	\$57.0	\$0.0	\$57.0
School Health Programs	\$1,160.6	\$0.0	\$1,160.6	\$0.0	\$0.0	\$0.0
Special Congressional Initiatives	\$5,000.0	\$5,000.0	\$0.0	\$0.0	\$0.0	\$0.0
Striving Readers	\$0.0	\$0.0	\$0.0	\$0.0	\$0.0	\$0.0
Title I - Basic Programs	\$838,428.1	\$826,794.4	\$11,633.7	\$548.0	\$14.3	\$533.7
Title I - Comprehensive School Reform	\$35.5	\$0.0	\$35.5	\$0.0	\$0.0	\$0.0
Title I - Education of Migratory Children	\$4,883.9	\$4,787.8	\$96.1	\$52.6	\$40.9	\$11.6
Title I - Even Start Family Literacy Programs	\$817.3	\$768.3	\$49.0	\$0.0	\$0.0	\$0.0
Title I - Neglected and Delinquent	\$2,207.6	\$2,111.1	\$96.5	\$13.0	\$0.0	\$13.0
Title I - School Improvement	\$100,800.1	\$95,538.4	\$5,261.6	\$200.0	\$0.0	\$200.0
Title II - Enhance Ed through Technology	\$105.0	\$0.0	\$105.0	\$0.0	\$0.0	\$0.0
Title II - Quality Teachers	\$162,633.3	\$157,000.0	\$5,633.3	\$86.1	\$23.5	\$62.6

Title III - English Language Acquisition	\$47,596.1	\$45,250.0	\$2,346.1	\$80.9	\$0.0	\$80.9
Title IV - 21st Century Schools	\$76,316.6	\$74,000.0	\$2,316.6	\$119.5	\$0.0	\$119.5
Title IV - Safe & Drug Free Schools	\$10.0	\$0.0	\$10.0	\$0.0	\$0.0	\$0.0
Title VI - Rural & Low Income Programs	\$2,088.6	\$2,000.0	\$88.6	\$0.0	\$0.0	\$0.0
Title VI - State Assessment	\$22,861.2	\$0.0	\$22,861.2	\$483.8	\$0.0	\$483.8
Title X - McKinney Homeless Assistance	\$5,436.7	\$5,000.0	\$436.7	\$17.0	\$0.0	\$17.0
Transition to Teaching	\$15.6	\$0.0	\$15.6	\$0.0	\$0.0	\$0.0
TOTAL - ALL FUNDS:	\$9,863,589.9	\$9,614,055.8	\$249,534.1	\$567,352.0	\$552,834.3	\$14,517.7

ILLINOIS STATE BOARD OF EDUCATION
Financial Status Report
July 1, 2012 through August 31, 2013
(Fiscal Year 2013)

	Appropriation Amount	Expenditures to Date	Unexpended Appropriation	Percentage spent YTD	Percentage Unexpended
<u>General Revenue Fund</u>					
Personal Services and Related Expenditures	\$ 16,745,700	\$ 16,674,660	\$ 71,040	99.58%	0.42%
Contractual Services	6,000,000	5,648,621	351,379	94.14%	5.86%
Travel	276,250	200,506	75,744	72.58%	27.42%
Commodities	71,300	53,144	18,156	74.54%	25.46%
Printing	64,700	11,482	53,218	17.75%	82.25%
Equipment	132,200	116,213	15,987	87.91%	12.09%
Telecommunications	340,000	270,515	69,485	79.56%	20.44%
Operation of Automotive Equipment	23,800	23,552	248	98.96%	1.04%
Lump Sums	30,246,302	29,668,067	578,235	98.09%	1.91%
<i>Sub-total</i>	53,900,252	52,666,761	1,233,491	97.71%	2.29%
Awards and Grants	2,209,146,283	2,199,545,271	9,601,012	99.57%	0.43%
Total General Revenue Fund	\$ 2,263,046,535	\$ 2,252,212,033	\$ 10,834,502	99.52%	0.48%
<u>Education Assistance Fund</u>					
Awards and Grants	\$ 390,661,700	\$ 390,661,700	\$ 0	100.00%	0.00%
<u>Common School Fund</u>					
General State Aid	\$ 3,896,090,800	\$ 3,896,090,800	\$ -	100.00%	0.00%
<u>Teacher Certification Fee Revolving Fund</u>					
Lump Sums	\$ 5,000,000	\$ 1,397,154	\$ 3,602,846	27.94%	72.06%
<u>Drivers Education Fund</u>					
Awards and Grants	17,500,000	17,499,971	29	100.00%	0.00%
<u>School Dist. Emergency Financial Asst. Fund</u>					
Awards and Grants	\$ 1,000,000	\$ 67,085	\$ 932,915	6.71%	93.29%

ILLINOIS STATE BOARD OF EDUCATION
Financial Status Report
July 1, 2012 through August 31, 2013
(Fiscal Year 2013)

	Appropriation Amount	Expenditures to Date	Unexpended Appropriation	Percentage spent YTD	Percentage Unexpended
<u>SBE Special Purpose Trust Fund</u>					
Lump Sums	\$ 15,500,000	\$ 3,091,591	\$ 12,408,409	19.95%	80.05%
<u>SBE Teacher Certification Institution Fund</u>					
Lump Sums	\$ 2,208,900	\$ -	\$ 2,208,900	0.00%	100.00%
<u>SBE Federal Department of Agriculture Fund</u>					
Personal Services and Related Expenditures	\$ 6,513,400	\$ 4,769,130	\$ 1,744,270	73.22%	26.78%
Contractual Services	4,210,500	1,507,194	2,703,306	35.80%	64.20%
Travel	400,000	255,933	144,067	63.98%	36.02%
Commodities	85,000	36,628	48,372	43.09%	56.91%
Printing	156,300	23,784	132,516	15.22%	84.78%
Equipment	310,000	109,540	200,460	35.34%	64.66%
Telecommunications	50,000	-	50,000	0.00%	100.00%
<i>Sub-total</i>	<u>11,725,200</u>	<u>6,702,209</u>	<u>5,022,991</u>	<u>57.16%</u>	<u>42.84%</u>
Awards and Grants	<u>725,000,000</u>	<u>688,200,746</u>	<u>36,799,254</u>	<u>94.92%</u>	<u>5.08%</u>
Total SBE Federal Department of Agriculture Fund	\$ 736,725,200	\$ 694,902,955	\$ 41,822,245	94.32%	5.68%
<u>SBE Federal Agency Services Fund</u>					
Personal Services and Related Expenditures	\$ 186,900	\$ 34,212	\$ 152,688	18.30%	81.70%
Contractual Services	945,000	135,952	809,048	14.39%	85.61%
Travel	30,000	2,149	27,851	7.16%	92.84%
Commodities	20,000	653	19,347	3.27%	96.73%
Printing	700	-	700	0.00%	100.00%
Equipment	11,000	-	11,000	0.00%	100.00%
Telecommunications	9,000	-	9,000	0.00%	100.00%
<i>Sub-total</i>	<u>1,202,600</u>	<u>172,966</u>	<u>1,029,634</u>	<u>14.38%</u>	<u>85.62%</u>
Awards and Grants	<u>500,000</u>	<u>175,220</u>	<u>324,780</u>	<u>35.04%</u>	<u>64.96%</u>
Total SBE Federal Agency Services Fund	\$ 1,702,600	\$ 348,186	\$ 1,354,414	20.45%	79.55%

ILLINOIS STATE BOARD OF EDUCATION
Financial Status Report
July 1, 2012 through August 31, 2013
(Fiscal Year 2013)

	Appropriation Amount	Expenditures to Date	Unexpended Appropriation	Percentage spent YTD	Percentage Unexpended
<u>SBE Federal Department of Education Fund</u>					
Personal Services and Related Expenditures	\$ 24,567,100	\$ 13,543,816	\$ 11,023,284	55.13%	44.87%
Contractual Services	20,370,000	7,551,757	12,818,243	37.07%	62.93%
Travel	1,600,000	565,025	1,034,975	35.31%	64.69%
Commodities	305,000	52,549	252,451	17.23%	82.77%
Printing	341,000	22,431	318,569	6.58%	93.42%
Equipment	679,000	57,382	621,618	8.45%	91.55%
Telecommunications	400,000	-	400,000	0.00%	100.00%
Lump Sums	23,780,300	13,715,449	10,064,851	57.68%	42.32%
<i>Sub-total</i>	<u>72,042,400</u>	<u>35,508,410</u>	<u>36,533,990</u>	49.29%	50.71%
Awards and Grants	<u>2,166,200,000</u>	<u>1,416,565,966</u>	<u>749,634,034</u>	65.39%	34.61%
Total SBE Federal Department of Education Fund	<u>\$ 2,238,242,400</u>	<u>\$ 1,452,074,376</u>	<u>\$ 786,168,024</u>	64.88%	35.12%
<u>Charter Schools Revolving Loan Program Fund</u>					
Awards and Grants	\$ 20,000	\$ -	\$ 20,000	0.00%	100.00%
<u>School Infrastructure Fund</u>					
Lump Sums	\$ 600,000	\$ 118,596	\$ 481,404	19.77%	80.23%
<u>School Technology Revolving Loan Program Fund</u>					
Awards and Grants	\$ 5,000,000	\$ 1,181,600	\$ 3,818,400	23.63%	76.37%
<u>Temporary Relocation Expenses Revolving Grant Fund</u>					
Awards and Grants	\$ 1,400,000	\$ -	\$ 1,400,000	0.00%	100.00%
<u>Capital Development Fund</u>					
Grants for Educational Purposes	\$ 25,000,000	\$ -	\$ 25,000,000	0.00%	100.00%

ILLINOIS STATE BOARD OF EDUCATION
Financial Status Report
July 1, 2012 through August 31, 2013
(Fiscal Year 2013)

	Appropriation Amount	Expenditures to Date	Unexpended Appropriation	Percentage spent YTD	Percentage Unexpended
<u>School Construction Fund</u>					
Construction Grants	\$ 83,716,205	\$ 16,378,767	\$ 67,337,438	19.56%	80.44%
<u>Build Illinois Bond Fund</u>					
Construction Grants	\$ 409,619	\$ 409,619	-	100.00%	0.00%
<u>U.S. Dept. of Education Jobs Program Federal Trust Fund</u>					
Awards and Grants	\$ 26,000,000	\$ 6,330,976	\$ 19,669,024	24.35%	75.65%
<u>Personal Property Tax Replacement Fund</u>					
Grants for Educational Purposes	12,025,000	11,037,285	987,715	91.79%	8.21%
<u>After School Rescue Fund</u>					
Lump Sums	\$ 200,000	\$ -	\$ 200,000	0.00%	100.00%
<u>State Charter School Commission Fund</u>					
Lump Sums	\$ 300,000	\$ 81,236	\$ 218,764	27.08%	72.92%
ISBE TOTALS	\$ 9,722,348,959	\$ 8,743,883,929	\$ 978,465,030	89.94%	10.06%

ILLINOIS STATE BOARD OF EDUCATION
Combined Financial Status Report
July 1, 2012 through August 31, 2013
(Fiscal Year 2013)

	Appropriation Amount	Expenditures to Date (Direct)	Federal Indirect Cost Recovery Expenditures	Unexpended Appropriation	Percentage spent YTD	Percentage Unexpended
<u>All Funds</u>						
Personal Services and Related Expenditures	\$ 48,013,100	\$ 33,663,128	\$ 1,358,690	\$ 12,991,282	70.11%	27.06%
Contractual Services	31,525,500	13,890,542	952,982	16,681,976	44.06%	52.92%
Travel	2,306,250	977,999	45,614	1,282,637	42.41%	55.62%
Commodities	481,300	86,174	56,801	338,325	17.90%	70.29%
Printing	562,700	27,833	29,864	505,003	4.95%	89.75%
Equipment	1,132,200	65,187	217,947	849,066	5.76%	74.99%
Telecommunications	799,000	91,012	179,503	528,485	11.39%	66.14%
Operation of Automotive Equipment	23,800	22,019	1,533	248	92.52%	1.04%
Lump Sums	77,835,502	48,072,093	-	28,863,240	61.76%	37.08%
<i>Sub-total</i>	162,679,352	99,738,923	2,842,936	62,940,429	61.31%	38.69%
Awards and Grants	9,450,543,783	8,627,356,620	-	823,187,163	91.29%	8.71%
Construction Grants	109,125,824	16,788,386	-	92,337,438	15.38%	84.62%
Total All Funds	\$ 9,722,348,959	\$ 8,741,040,993	\$ 2,842,936	\$ 978,465,030	89.91%	10.06%

General Revenue Fund

Personal Services and Related Expenditures	\$ 16,745,700	\$ 16,674,660	\$ -	\$ 71,040	99.58%	0.42%
Contractual Services	6,000,000	5,648,621	-	351,379	94.14%	5.86%
Travel	276,250	200,506	-	75,744	72.58%	27.42%
Commodities	71,300	53,144	-	18,156	74.54%	25.46%
Printing	64,700	11,482	-	53,218	17.75%	82.25%
Equipment	132,200	116,213	-	15,987	87.91%	12.09%
Telecommunications	340,000	270,515	-	69,485	79.56%	20.44%
Operation of Automotive Equipment	23,800	23,552	-	248	98.96%	1.04%
Lump Sums	30,246,302	29,668,067	-	578,235	98.09%	1.91%
<i>Sub-total</i>	53,900,252	52,666,761	-	1,233,491	97.71%	2.29%
Awards and Grants	2,209,146,283	2,199,545,271	-	9,601,012	99.57%	0.43%
Total General Revenue Fund	\$ 2,263,046,535	\$ 2,252,212,033	\$ -	\$ 10,834,502	99.52%	0.48%

Other State Funds

Lump Sums	23,808,900	4,688,577	-	19,120,323	19.69%	80.31%
<i>Sub-total</i>	23,808,900	4,688,577	-	19,120,323	19.69%	80.31%
Awards and Grants	4,323,697,500	4,316,538,441	-	7,159,059	99.83%	0.17%
Construction Grants	109,125,824	16,788,386	-	92,337,438	15.38%	84.62%
Total Other State Funds	\$ 4,456,632,224	\$ 4,338,015,404	\$ -	\$ 118,616,820	97.34%	2.66%

Federal Funds

Personal Services and Related Expenditures	\$ 31,267,400	\$ 18,347,158	\$ -	\$ 12,920,242	58.68%	41.32%
Contractual Services	25,525,500	9,194,903	-	16,330,597	36.02%	63.98%
Travel	2,030,000	823,108	-	1,206,892	40.55%	59.45%
Commodities	410,000	89,830	-	320,170	21.91%	78.09%
Printing	498,000	46,215	-	451,785	9.28%	90.72%
Equipment	1,000,000	166,922	-	833,078	16.69%	83.31%
Telecommunications	459,000	-	-	459,000	0.00%	100.00%
Lump Sums	23,780,300	13,715,449	-	10,064,851	57.68%	42.32%
<i>Sub-total</i>	84,970,200	42,383,585	-	42,586,615	49.88%	50.12%
Awards and Grants	2,917,700,000	2,111,272,908	-	806,427,092	72.36%	27.64%
Total Federal Funds	\$ 3,002,670,200	\$ 2,153,656,493	\$ -	\$ 849,013,707	71.72%	28.28%

ILLINOIS STATE BOARD OF EDUCATION
Awards and Grants Expenditures
July 1, 2012 through August 31, 2013
(Fiscal Year 2013)

<u><i>General Revenue Fund</i></u>	Appropriation Amount	Expenditures to Date	Unexpended Appropriation	Percentage spent YTD	Percentage Unexpended
Advanced Placement Classes	527,000	527,000	-	100.00%	0.00%
Agriculture Education	1,800,000	1,797,645	2,355	99.87%	0.13%
Arts and Foreign Language	500,000	495,519	4,481	99.10%	0.90%
Bilingual Education	61,581,200	61,581,197	3	100.00%	0.00%
Vocational Education Career and Technical Education	38,062,100	38,058,998	3,102	99.99%	0.01%
Early Childhood Education	296,465,701	296,375,843	89,858	99.97%	0.03%
Technology for Success	1,777,000	1,776,256	744	99.96%	0.04%
ROE School Bus Driver Training	70,000	70,000	-	100.00%	0.00%
ROE School Services	2,225,050	2,225,050	-	100.00%	0.00%
Autism Training & Technical Assistance	100,000	100,000	-	100.00%	0.00%
Recording for Blind and Dyslexic	816,600	816,600	-	100.00%	0.00%
Children's Mental Health Partnership	300,000	300,000	-	100.00%	0.00%
Educational Materials Unit	1,421,100	1,421,100	-	100.00%	0.00%
Philip Rock Center Reimbursement	3,577,800	3,577,800	-	100.00%	0.00%
Alternative Education	6,539,330	6,539,330	-	100.00%	0.00%
Truant Alternative/Optional Education	12,000,000	11,964,179	35,821	99.70%	0.30%
National Board Certification Reimbursement	1,000,000	571,280	428,720	57.13%	42.87%
Standards, Materials and Training Grants	1,834,811	1,834,811	0	100.00%	0.00%
Teach America	1,225,000	1,225,000	-	100.00%	0.00%
Reorganization Incentive	2,805,000	2,704,683	100,317	96.42%	3.58%
Special Education-Private Tuition	206,843,300	206,843,296	4	100.00%	0.00%
Special Education-Extraordinary	314,196,100	314,196,082	18	100.00%	0.00%
Special Education-Personnel	440,200,000	440,200,000	-	100.00%	0.00%
Special Education-Orphanage Tuition	111,000,000	103,623,606	7,376,394	93.35%	6.65%
Transportation-Regular/Vocational	205,808,900	205,808,900	0	100.00%	0.00%
Transportation-Special Education	440,500,000	440,499,996	4	100.00%	0.00%
Free Lunch/Breakfast	14,300,000	14,300,000	0	100.00%	0.00%
Orphanage Tuition	13,000,000	11,610,276	1,389,724	89.31%	10.69%
Special Education-Summer School	10,100,000	10,100,000	-	100.00%	0.00%
Lowest Performing Schools	1,002,800	1,002,800	-	100.00%	0.00%
IL Coalition Immigrant/Refugee Parent Mentor	1,000,000	1,000,000	-	100.00%	0.00%
Tax Equivalent Grants	222,600	222,600	-	100.00%	0.00%
East St. Louis District 189	9,000,000	9,000,000	-	100.00%	0.00%
After School Matters	2,500,000	2,500,000	-	100.00%	0.00%
Total General Revenue Fund	\$ 2,204,301,392	\$ 2,194,869,848	\$ 9,431,545	99.57%	0.43%

ILLINOIS STATE BOARD OF EDUCATION
Awards and Grants Expenditures
July 1, 2012 through August 31, 2013
(Fiscal Year 2013)

	Appropriation Amount	Expenditures to Date	Unexpended Appropriation	Percentage spent YTD	Percentage Unexpended
<u>Education Assistance Fund</u>					
General State Aid	\$ 390,661,700	\$ 390,661,700	\$ 0	100.00%	0.00%
Total Education Assistance Fund	\$ 390,661,700	\$ 390,661,700	\$ 0	100.00%	0.00%
<u>Common School Fund</u>					
General State Aid	3,896,090,800	3,896,090,800	-	100.00%	0.00%
Total Common School Fund	\$ 3,896,090,800	\$ 3,896,090,800	\$ -	100.00%	0.00%
<u>Drivers Education Fund</u>					
Driver Education Grants	\$ 17,500,000	\$ 17,499,971	\$ 29	100.00%	0.00%
Total Drivers Education Fund	\$ 17,500,000	\$ 17,499,971	\$ 29	100.00%	0.00%
<u>School Dist. Emergency Financial Asst. Fund</u>					
School District Emergency Financial Assistance	\$ 1,000,000	\$ 67,085	\$ 932,915	6.71%	93.29%
Total School Dist. Emergency Fin. Asst. Fund	\$ 1,000,000	\$ 67,085	\$ 932,915	6.71%	93.29%
<u>SBE Federal Department of Agriculture Fund</u>					
Federal Nutrition Programs	\$ 725,000,000	\$ 688,200,746	\$ 36,799,254	94.92%	5.08%
Total SBE Federal Department of Agriculture Fund	\$ 725,000,000	\$ 688,200,746	\$ 36,799,254	94.92%	5.08%
<u>SBE Federal Agency Services Fund</u>					
Learn and Serve America	\$ 500,000	\$ 175,220	\$ 324,780	35.04%	64.96%
Total SBE Federal Agency Services Fund	\$ 500,000	\$ 175,220	\$ 324,780	35.04%	64.96%

ILLINOIS STATE BOARD OF EDUCATION
Awards and Grants Expenditures
July 1, 2012 through August 31, 2013
(Fiscal Year 2013)

	Appropriation Amount	Expenditures to Date	Unexpended Appropriation	Percentage spent YTD	Percentage Unexpended
<u>SBE Federal Department of Education Fund</u>					
Title VI Rural and Low Income Students	\$ 2,000,000	\$ 1,125,284	\$ 874,716	56.26%	43.74%
Race to the Top	11,197,837	6,008,536	5,189,301	53.66%	46.34%
Title III - English Language Acquisition	45,000,000	29,097,035	15,902,965	64.66%	35.34%
ONPAR	2,000,000	-	2,000,000	0.00%	100.00%
Enhancing Education Through Technology	5,000,000	1,313,592	3,686,408	26.27%	73.73%
Charter Schools	9,000,000	-	9,000,000	0.00%	100.00%
Advanced Placement Fee	3,000,000	1,731,701	1,268,299	57.72%	42.28%
Title I - Basic	825,000,000	621,736,188	203,263,812	75.36%	24.64%
Title IV - Safe & Drug Free Schools	500,000	18,696	481,304	3.74%	96.26%
Title IV - 21st Century/Community Service	65,000,000	46,632,041	18,367,959	71.74%	28.26%
Title II - Teacher Quality	157,000,000	86,362,418	70,637,582	55.01%	44.99%
Title II - Math/Science Partnerships	14,000,000	4,527,024	9,472,976	32.34%	67.66%
Title X - McKinney Homeless	5,000,000	2,649,030	2,350,970	52.98%	47.02%
Longitudinal Data Systems	685,000	-	685,000	0.00%	100.00%
IDEA - Preschool	25,000,000	16,051,253	8,948,747	64.21%	35.79%
IDEA - Improvement	4,000,000	1,540,949	2,459,051	38.52%	61.48%
IDEA	700,000,000	495,752,650	204,247,350	70.82%	29.18%
IDEA - Deaf/Blind	500,000	353,886	146,114	70.78%	29.22%
IDEA-Bellefaire JCB	500,000	452,681	47,319	90.54%	9.46%
Career and Technical Education - Basic Perkins	55,000,000	42,794,324	12,205,676	77.81%	22.19%
Career and Technical Education - Tech Prep	100,000	-	100,000	0.00%	100.00%
Special Federal Congressional Initiatives	4,920,463	-	4,920,463	0.00%	100.00%
Striving Readers	499,100	-	499,100	0.00%	100.00%
Title I ARRA	143,800,000	41,866,340	101,933,660	29.11%	70.89%
Enhancing Education Through Technology-ARRA	100,000	-	100,000	0.00%	100.00%
Total SBE Federal Department of Education Fund	\$ 2,078,802,400	\$ 1,400,013,629	\$ 678,788,771	67.35%	32.65%
<u>Charter Schools Revolving Loan Program Fund</u>					
Charter Schools Revolving Loans	\$ 20,000	\$ -	\$ 20,000	0.00%	100.00%
Total Charter Schools Rev. Loan Program Fund	\$ 20,000	\$ -	\$ 20,000	0.00%	100.00%

ILLINOIS STATE BOARD OF EDUCATION
Awards and Grants Expenditures
July 1, 2012 through August 31, 2013
(Fiscal Year 2013)

	Appropriation Amount	Expenditures to Date	Unexpended Appropriation	Percentage spent YTD	Percentage Unexpended
<u>School Technology Revolving Loan Program Fund</u>					
School Technology Revolving Loans	\$ 5,000,000	\$ 1,181,600	\$ 3,818,400	23.63%	76.37%
Total School Technology Rev. Loan Program Fund	\$ 5,000,000	\$ 1,181,600	\$ 3,818,400	23.63%	76.37%
<u>Temporary Relocation Expenses Revolving Grant Fund</u>					
Temporary Relocation Revolving Loans/Grants	\$ 1,400,000	\$ -	\$ 1,400,000	0.00%	100.00%
Total Temporary Relocation Exp. Rev. Grant Fund	\$ 1,400,000	\$ -	\$ 1,400,000	0.00%	100.00%
<u>Capital Development Fund</u>					
Grants for Educational Purposes	\$ 25,000,000	\$ -	\$ 25,000,000	0.00%	100.00%
Total Capital Development Fund	\$ 25,000,000	\$ -	\$ 25,000,000	0.00%	100.00%
<u>School Construction Fund</u>					
Construction Grants	\$ 83,716,205	\$ 16,378,767	\$ 67,337,438	19.56%	80.44%
Total School Construction Fund	\$ 83,716,205	\$ 16,378,767	\$ 67,337,438	19.56%	80.44%
<u>Build Illinois Bond Fund</u>					
Construction Grants	\$ 409,619	\$ 409,619	\$ -	100.00%	0.00%
Total Build Illinois Bond Fund	\$ 409,619	\$ 409,619	\$ -	100.00%	0.00%
<u>U.S. Dept. of Education Jobs Program Federal Trust Fund</u>					
Awards and Grants	\$ 26,000,000	\$ 6,330,976	\$ 19,669,024	24.35%	75.65%
Total U.S. Dept. of Education Jobs Program Fed. Trust Fund	\$ 26,000,000	\$ 6,330,976	\$ 19,669,024	24.35%	75.65%

ILLINOIS STATE BOARD OF EDUCATION
Awards and Grants Expenditures
July 1, 2012 through August 31, 2013
(Fiscal Year 2013)

	Appropriation Amount	Expenditures to Date	Unexpended Appropriation	Percentage spent YTD	Percentage Unexpended
<u>Personal Property Tax Replacement Fund</u>					
Grants for Educational Purposes	\$ 12,025,000	\$ 11,037,285	\$ 987,715	91.79%	8.21%
Total Personal Property Tax Replacement Fund	\$ 12,025,000	\$ 11,037,285	\$ 987,715	91.79%	8.21%
<u>After School Rescue Fund</u>					
Lump Sums	\$ 200,000	\$ -	\$ -	0.00%	0.00%
Total After School Rescue Fund	\$ 200,000	\$ -	\$ -		
TOTAL AWARDS AND GRANTS - ALL FUNDS	\$ 9,467,627,116	\$ 8,622,917,246	\$ 844,509,871		8.92%

ILLINOIS STATE BOARD OF EDUCATION
Financial Status Report
July 1, 2013 through August 31, 2013
(Fiscal Year 2014)

	Appropriation Amount	Expenditures to Date	Unexpended Appropriation	Percentage spent YTD	Percentage Unexpended
<u>General Revenue Fund</u>					
Personal Services and Related Expenditures	\$ 16,272,600	\$ 2,596,917	\$ 13,675,683	15.96%	84.04%
Contractual Services	6,000,000	491,704	5,508,296	8.20%	91.80%
Travel	166,320	27,323	138,997	16.43%	83.57%
Commodities	71,300	1,448	69,852	2.03%	97.97%
Printing	64,700	-	64,700	0.00%	100.00%
Equipment	132,200	1,070	131,130	0.81%	99.19%
Telecommunications	450,000	-	450,000	0.00%	100.00%
Operation of Automotive Equipment	23,800	1,632	22,168	6.86%	93.14%
Lump Sums	28,176,302	3,665,273	24,511,029	13.01%	86.99%
<i>Sub-total</i>	51,357,222	6,785,367	44,571,855	13.21%	86.79%
Awards and Grants	2,193,424,904	120,623,126	2,072,801,778	5.50%	94.50%
Total General Revenue Fund	\$ 2,244,782,126	\$ 127,408,494	\$ 2,117,373,632	5.68%	94.32%
<u>Education Assistance Fund</u>					
Awards and Grants	\$ 404,000,000	\$ -	\$ 404,000,000	0.00%	100.00%
<u>Common School Fund</u>					
General State Aid	\$ 4,038,198,260	\$ 404,223,718	\$ 3,633,974,542	10.01%	89.99%
<u>Teacher Certification Fee Revolving Fund</u>					
Lump Sums	\$ 5,000,000	\$ 389,601	\$ 4,610,399	7.79%	92.21%

ILLINOIS STATE BOARD OF EDUCATION
Financial Status Report
July 1, 2013 through August 31, 2013
(Fiscal Year 2014)

	Appropriation Amount	Expenditures to Date	Unexpended Appropriation	Percentage spent YTD	Percentage Unexpended
<u>Drivers Education Fund</u>					
Awards and Grants	15,000,000	-	15,000,000	0.00%	100.00%
<u>School Dist. Emergency Financial Asst. Fund</u>					
Awards and Grants	\$ 16,140,000	\$ -	\$ 16,140,000	0.00%	100.00%
<u>SBE Special Purpose Trust Fund</u>					
Lump Sums	\$ 15,500,000	\$ 322,549	\$ 15,177,451	2.08%	97.92%
<u>SBE Teacher Certification Institution Fund</u>					
Lump Sums	\$ 2,208,900	\$ -	\$ 2,208,900	0.00%	100.00%
<u>SBE Federal Department of Agriculture Fund</u>					
Personal Services and Related Expenditures	\$ 6,803,400	\$ 874,514	\$ 5,928,886	12.85%	87.15%
Contractual Services	4,210,500	196,963	4,013,537	4.68%	95.32%
Travel	400,000	27,416	372,584	6.85%	93.15%
Commodities	85,000	280	84,720	0.33%	99.67%
Printing	156,300	180	156,120	0.12%	99.88%
Equipment	310,000	-	310,000	0.00%	100.00%
Telecommunications	50,000	-	50,000	0.00%	100.00%
Sub-total	12,015,200	1,099,352	10,915,848	9.15%	90.85%
Awards and Grants	725,000,000	14,164,247	710,835,753	1.95%	98.05%
Total SBE Federal Department of Agriculture Fund	\$ 737,015,200	\$ 15,263,599	\$ 721,751,601	2.07%	97.93%

ILLINOIS STATE BOARD OF EDUCATION
Financial Status Report
July 1, 2013 through August 31, 2013
(Fiscal Year 2014)

	Appropriation Amount	Expenditures to Date	Unexpended Appropriation	Percentage spent YTD	Percentage Unexpended
<u>SBE Federal Agency Services Fund</u>					
Personal Services and Related Expenditures	\$ 194,900	\$ -	\$ 194,900	0.00%	100.00%
Contractual Services	945,000	-	945,000	0.00%	100.00%
Travel	30,000	-	30,000	0.00%	100.00%
Commodities	20,000	-	20,000	0.00%	100.00%
Printing	700	-	700	0.00%	100.00%
Equipment	11,000	-	11,000	0.00%	100.00%
Telecommunications	9,000	-	9,000	0.00%	100.00%
Sub-total	1,210,600	-	1,210,600	0.00%	100.00%
Total SBE Federal Agency Services Fund	\$ 1,210,600	\$ -	\$ 1,210,600	0.00%	100.00%
<u>SBE Federal Department of Education Fund</u>					
Personal Services and Related Expenditures	\$ 25,209,400	\$ 2,354,716	\$ 22,854,684	9.34%	90.66%
Contractual Services	21,370,000	430,913	20,939,087	2.02%	97.98%
Travel	1,600,000	39,832	1,560,168	2.49%	97.51%
Commodities	305,000	7,840	297,160	2.57%	97.43%
Printing	341,000	-	341,000	0.00%	100.00%
Equipment	679,000	-	679,000	0.00%	100.00%
Telecommunications	400,000	-	400,000	0.00%	100.00%
Lump Sums	58,780,300	847,082	57,933,218	1.44%	98.56%
Sub-total	108,684,700	3,680,384	105,004,316	3.39%	96.61%
Awards and Grants	2,160,500,000	5,310,975	2,155,189,025	0.25%	99.75%
Total SBE Federal Department of Education Fund	\$ 2,269,184,700	\$ 8,991,359	\$ 2,260,193,341	0.40%	99.60%
<u>Charter Schools Revolving Loan Program Fund</u>					
Awards and Grants	\$ 20,000	\$ -	\$ 20,000	0.00%	100.00%
<u>School Infrastructure Fund</u>					
Lump Sums	\$ 600,000	\$ 22,004	\$ 577,996	3.67%	96.33%

ILLINOIS STATE BOARD OF EDUCATION
Financial Status Report
July 1, 2013 through August 31, 2013
(Fiscal Year 2014)

	Appropriation Amount	Expenditures to Date	Unexpended Appropriation	Percentage spent YTD	Percentage Unexpended
<u>School Technology Revolving Loan Program Fund</u>					
Awards and Grants	\$ 5,000,000	\$ -	\$ 5,000,000	0.00%	100.00%
<u>Temporary Relocation Expenses Revolving Grant Fund</u>					
Awards and Grants	\$ 1,400,000	\$ -	\$ 1,400,000	0.00%	100.00%
<u>Capital Development Fund</u>					
Grants for Educational Purposes	\$ 25,000,000	\$ -	\$ 25,000,000	0.00%	100.00%
<u>School Construction Fund</u>					
Construction Grants	\$ 67,285,147	\$ 8,217,504	\$ 59,067,643	12.21%	87.79%
<u>Downstate Transit Improvement Fund</u>					
Awards and Grants	\$ 550,000	\$ -	\$ 550,000	0.00%	100.00%
<u>Personal Property Tax Replacement Fund</u>					
Lump Sums	\$ 70,000	\$ 70,000	\$ -	100.00%	0.00%
Awards and Grants	2,225,000	540,057	1,684,943	24.27%	75.73%
Grants for Educational Purposes	12,400,000	1,853,447	10,546,553	14.95%	85.05%
Total Personal Property Tax Replacement Fund	\$ 14,695,000	\$ 2,463,504	\$ 12,231,496	16.76%	83.24%
<u>After School Rescue Fund</u>					
Lump Sums	\$ 200,000	\$ -	\$ 200,000	0.00%	100.00%
<u>State Charter School Commission Fund</u>					
Lump Sums	\$ 600,000	\$ 49,662	\$ 550,338	8.28%	91.72%
ISBE TOTALS	\$ 9,863,589,933	\$ 567,351,993	\$ 9,296,237,940	5.75%	94.25%

ILLINOIS STATE BOARD OF EDUCATION
Combined Financial Status Report
July 1, 2013 through August 31, 2013
(Fiscal Year 2014)

	Appropriation Amount	Expenditures to Date (Direct)	Federal Indirect Cost Recovery Expenditures	Unexpended Appropriation	Percentage spent YTD	Percentage Unexpended
<u>All Funds</u>						
Personal Services and Related Expenditures	\$ 48,480,300	\$ 5,826,147	\$ -	\$ 42,654,153	12.02%	87.98%
Contractual Services	32,921,580	1,119,580	396,080	31,405,920	3.40%	95.40%
Travel	2,197,167	94,572	847	2,101,748	4.30%	95.66%
Commodities	481,890	9,568	590	471,732	1.99%	97.89%
Printing	562,700	180	-	562,520	0.03%	99.97%
Equipment	1,247,772	1,070	115,572	1,131,130	0.09%	90.65%
Telecommunications	945,074	-	36,074	909,000	0.00%	96.18%
Operation of Automotive Equipment	25,333	1,632	1,533	22,168	6.44%	87.51%
Lump Sums	110,584,806	4,815,474	-	104,440,998	4.35%	94.44%
<i>Sub-total</i>	197,446,622	12,418,919	550,696	185,027,703	6.29%	93.71%
Awards and Grants	9,598,858,164	546,715,570	-	9,052,142,594	5.70%	94.30%
Construction Grants	67,285,147	8,217,504	-	59,067,643	12.21%	87.79%
Total All Funds	\$ 9,863,589,933	\$ 566,801,297	\$ 550,696	\$ 9,296,237,940	5.75%	94.25%
<u>General Revenue Fund</u>						
Personal Services and Related Expenditures	\$ 16,272,600	\$ 2,596,917	\$ -	\$ 13,675,683	15.96%	84.04%
Contractual Services	6,000,000	491,704	-	5,508,296	8.20%	91.80%
Travel	166,320	27,323	-	138,997	16.43%	83.57%
Commodities	71,300	1,448	-	69,852	2.03%	97.97%
Printing	64,700	-	-	64,700	0.00%	100.00%
Equipment	132,200	1,070	-	131,130	0.81%	99.19%
Telecommunications	450,000	-	-	450,000	0.00%	100.00%
Operation of Automotive Equipment	23,800	1,632	-	22,168	6.86%	93.14%
Lump Sums	28,176,302	3,665,273	-	24,511,029	13.01%	86.99%
<i>Sub-total</i>	51,357,222	6,785,367	-	44,571,855	13.21%	86.79%
Awards and Grants	2,193,424,904	120,623,126	-	2,072,801,778	5.50%	94.50%
Total General Revenue Fund	\$ 2,244,782,126	\$ 127,408,494	\$ -	\$ 2,117,373,632	5.68%	94.32%
<u>Other State Funds</u>						
Lump Sums	\$ 24,178,900	\$ 853,816	\$ -	\$ 23,325,084	3.53%	96.47%
<i>Sub-total</i>	24,178,900	853,816	-	23,325,084	3.53%	96.47%
Awards and Grants	4,519,933,260	406,617,222	-	4,113,316,038	9.00%	91.00%
Construction Grants	67,285,147	8,217,504	-	59,067,643	12.21%	87.79%
Total Other State Funds	\$ 4,611,397,307	\$ 415,688,542	\$ -	\$ 4,195,708,765	9.01%	90.99%
<u>Federal Funds</u>						
Personal Services and Related Expenditures	\$ 32,207,700	\$ 3,229,230	\$ -	\$ 28,978,470	10.03%	89.97%
Contractual Services	26,525,500	627,876	-	25,897,624	2.37%	97.63%
Travel	2,030,000	67,249	-	1,962,751	3.31%	96.69%
Commodities	410,000	8,120	-	401,880	1.98%	98.02%
Printing	498,000	180	-	497,820	0.04%	99.96%
Equipment	1,000,000	-	-	1,000,000	0.00%	100.00%
Telecommunications	459,000	-	-	459,000	0.00%	100.00%
Lump Sums	58,780,300	847,082	-	57,933,218	1.44%	98.56%
<i>Sub-total</i>	121,910,500	4,779,736	-	117,130,764	3.92%	96.08%
Awards and Grants	2,885,500,000	19,475,222	-	2,866,024,778	0.67%	99.33%
Total Federal Funds	\$ 3,007,410,500	\$ 24,254,958	\$ -	\$ 2,983,155,542	0.81%	99.19%

ILLINOIS STATE BOARD OF EDUCATION
Awards and Grants Expenditures
July 1, 2013 through August 31, 2013
(Fiscal Year 2014)

<u>General Revenue Fund</u>	Appropriation Amount	Expenditures to Date	Unexpended Appropriation	Percentage spent YTD	Percentage Unexpended
Advanced Placement Classes	\$ 500,000	\$ -	\$ 500,000	0.00%	100.00%
Agriculture Education	1,250,000	-	1,250,000	0.00%	100.00%
Bilingual Education	61,381,200	-	61,381,200	0.00%	100.00%
Vocational Education Career and Technical Education	38,062,100	8,597,455	29,464,645	22.59%	77.41%
Early Childhood Education	293,962,400	27,571,988	266,390,412	9.38%	90.62%
Technology for Success	1,300,000	-	1,300,000	0.00%	100.00%
Autism Training & Technical Assistance	100,000	-	100,000	0.00%	100.00%
Recording for Blind and Dyslexic	816,600	-	816,600	0.00%	100.00%
Children's Mental Health Partnership	250,000	-	250,000	0.00%	100.00%
Educational Materials Unit	1,421,100	385,000	1,036,100	27.09%	72.91%
Philip Rock Center Reimbursement	3,577,800	-	3,577,800	0.00%	100.00%
Alternative Education	6,300,000	325,087	5,974,913	5.16%	94.84%
Truant Alternative/Optional Education	11,500,000	3,146,472	8,353,528	27.36%	72.64%
National Board Certification Reimbursement	1,000,000	-	1,000,000	0.00%	100.00%
Teach America	1,000,000	-	1,000,000	0.00%	100.00%
Special Education-Private Tuition	218,947,700	-	218,947,700	0.00%	100.00%
Special Education-Extraordinary	303,091,700	-	303,091,700	0.00%	100.00%
Special Education-Personnel	440,200,000	20,053,784	420,146,216	4.56%	95.44%
Special Education-Orphanage Tuition	105,000,000	37,590,000	67,410,000	35.80%	64.20%
Transportation-Regular/Vocational	205,808,900	8,026,500	197,782,400	3.90%	96.10%
Transportation-Special Education	440,500,000	-	440,500,000	0.00%	100.00%
Free Lunch/Breakfast	14,300,000	7,269,225	7,030,775	50.83%	49.17%
Orphanage Tuition	12,000,000	-	12,000,000	0.00%	100.00%
Special Education-Summer School	10,100,000	5,494,400	4,605,600	54.40%	45.60%
Lowest Performing Schools	1,002,300	-	1,002,300	0.00%	100.00%
IL Coalition Immigrant/Refugee Parent Mentor	1,000,000	-	1,000,000	0.00%	100.00%
East St. Louis School District	3,000,000	-	3,000,000	0.00%	100.00%
Targeted Initiatives	350,000	-	350,000	0.00%	100.00%
Tax Equivalent Grants	222,600	222,600	-	100.00%	0.00%
After School Matters	2,000,000	-	2,000,000	0.00%	100.00%
Total General Revenue Fund	\$ 2,179,444,400	\$ 118,682,511	\$ 2,060,761,889	5.45%	94.55%

ILLINOIS STATE BOARD OF EDUCATION
Awards and Grants Expenditures
July 1, 2013 through August 31, 2013
(Fiscal Year 2014)

	Appropriation Amount	Expenditures to Date	Unexpended Appropriation	Percentage spent YTD	Percentage Unexpended
<u>Education Assistance Fund</u>					
General State Aid	\$ 404,000,000	\$ -	\$ 404,000,000	0.00%	100.00%
Total Education Assistance Fund	\$ 404,000,000	\$ -	\$ 404,000,000	0.00%	100.00%
<u>Common School Fund</u>					
General State Aid	\$ 4,038,198,260	\$ 404,223,718	\$ 3,633,974,542	10.01%	89.99%
Total Common School Fund	\$ 4,038,198,260	\$ 404,223,718	\$ 3,633,974,542	10.01%	89.99%
<u>Drivers Education Fund</u>					
Driver Education Grants	\$ 15,000,000	\$ -	\$ 15,000,000	0.00%	100.00%
Total Drivers Education Fund	\$ 15,000,000	\$ -	\$ 15,000,000	0.00%	100.00%
<u>School Dist. Emergency Financial Asst. Fund</u>					
School District Emergency Financial Assistance	\$ 16,140,000	\$ -	\$ 16,140,000	0.00%	100.00%
Total School Dist. Emergency Fin. Asst. Fund	\$ 16,140,000	\$ -	\$ 16,140,000	0.00%	100.00%
<u>SBE Federal Department of Agriculture Fund</u>					
Federal Nutrition Programs	\$ 725,000,000	\$ 14,164,247	\$ 710,835,753	1.95%	98.05%
Total SBE Federal Department of Agriculture Fund	\$ 725,000,000	\$ 14,164,247	\$ 710,835,753	1.95%	98.05%

ILLINOIS STATE BOARD OF EDUCATION
Awards and Grants Expenditures
July 1, 2013 through August 31, 2013
(Fiscal Year 2014)

	Appropriation Amount	Expenditures to Date	Unexpended Appropriation	Percentage spent YTD	Percentage Unexpended
<u>SBE Federal Department of Education Fund</u>					
Title VI Rural and Low Income Students	\$ 2,000,000	\$ -	\$ 2,000,000	0.00%	100.00%
Race to the Top	15,272,000	-	15,272,000	0.00%	100.00%
Title III - English Language Acquisition	45,250,000	-	45,250,000	0.00%	100.00%
Charter Schools	9,000,000	-	9,000,000	0.00%	100.00%
Advanced Placement Fee	3,000,000	-	3,000,000	0.00%	100.00%
Title I - Basic	930,000,000	55,220	929,944,781	0.01%	99.99%
Title IV - 21st Century/Community Service	74,000,000	-	74,000,000	0.00%	100.00%
Title II - Teacher Quality	157,000,000	23,500	156,976,500	0.01%	99.99%
Title II - Math/Science Partnerships	14,000,000	-	14,000,000	0.00%	100.00%
Title X - McKinney Homeless	5,000,000	-	5,000,000	0.00%	100.00%
Longitudinal Data Systems	1,261,000	-	1,261,000	0.00%	100.00%
IDEA - Preschool	25,000,000	139,986	24,860,014	0.56%	99.44%
IDEA - Improvement	4,350,000	-	4,350,000	0.00%	100.00%
IDEA	700,000,000	1,514,538	698,485,462	0.22%	99.78%
IDEA - Deaf/Blind	500,000	-	500,000	0.00%	100.00%
Career and Technical Education - Basic Perkins	55,000,000	3,349,569	51,650,431	6.09%	93.91%
Special Federal Congressional Initiatives	5,000,000	-	5,000,000	0.00%	100.00%
Title I ARRA	36,700,000	-	36,700,000	0.00%	100.00%
Title I ARRA School Improvement	36,700,000	-	36,700,000	0.00%	100.00%
Total SBE Federal Department of Education Fund	\$ 2,119,033,000	\$ 5,082,812	\$ 2,113,950,188	0.24%	99.76%
<u>Charter Schools Revolving Loan Program Fund</u>					
Charter Schools Revolving Loans	\$ 20,000	\$ -	\$ 20,000	0.00%	100.00%
Total Charter Schools Rev. Loan Program Fund	\$ 20,000	\$ -	\$ 20,000	0.00%	100.00%

ILLINOIS STATE BOARD OF EDUCATION
Awards and Grants Expenditures
July 1, 2013 through August 31, 2013
(Fiscal Year 2014)

	Appropriation Amount	Expenditures to Date	Unexpended Appropriation	Percentage spent YTD	Percentage Unexpended
<u>School Technology Revolving Loan Program Fund</u>					
School Technology Revolving Loans	\$ 5,000,000	\$ -	\$ 5,000,000	0.00%	100.00%
Total School Technology Rev. Loan Program Fund	\$ 5,000,000	\$ -	\$ 5,000,000	0.00%	100.00%
<u>Temporary Relocation Expenses Revolving Grant Fund</u>					
Temporary Relocation Revolving Loans/Grants	\$ 1,400,000	\$ -	\$ 1,400,000	0.00%	100.00%
Total Temporary Relocation Exp. Rev. Grant Fund	\$ 1,400,000	\$ -	\$ 1,400,000	0.00%	100.00%
<u>Capital Development Fund</u>					
Grants for Educational Purposes	\$ 25,000,000	\$ -	\$ 25,000,000	0.00%	100.00%
Total Capital Development Fund	\$ 25,000,000	\$ -	\$ 25,000,000	0.00%	100.00%
<u>School Construction Fund</u>					
Construction Grants	\$ 67,285,147	\$ 8,217,504	\$ 59,067,643	12.21%	87.79%
Total School Construction Fund	\$ 67,285,147	\$ 8,217,504	\$ 59,067,643	12.21%	87.79%
<u>Downstate Transit Improvement Fund</u>					
Awards and Grants, Lump Sum	\$ 550,000	\$ -	\$ 550,000	0.00%	100.00%
Total Downstate Transit Improvement Fund	\$ 550,000	\$ -	\$ 550,000	0.00%	100.00%

ILLINOIS STATE BOARD OF EDUCATION
Awards and Grants Expenditures
July 1, 2013 through August 31, 2013
(Fiscal Year 2014)

	Appropriation Amount	Expenditures to Date	Unexpended Appropriation	Percentage spent YTD	Percentage Unexpended
<u>Personal Property Tax Replacement Fund</u>					
Lump Sums	\$ 70,000	\$ 70,000	\$ -	100.00%	0.00%
Awards and Grants, Lump Sums	2,225,000	540,057	1,684,943	24.27%	75.73%
Grants for Educational Purposes	12,400,000	1,853,447	10,546,553	14.95%	85.05%
Total Personal Property Tax Replacement Fund	\$ 14,695,000	\$ 2,463,504	\$ 12,231,496	16.76%	83.24%
<u>After School Rescue Fund</u>					
Lump Sums	\$ 200,000	\$ -	\$ 200,000	0.00%	100.00%
Total After School Rescue Fund	\$ 200,000	\$ -	\$ 200,000		
TOTAL AWARDS AND GRANTS - ALL FUNDS	\$ 9,610,965,807	\$ 552,834,296	\$ 9,058,131,511	5.75%	94.25%

**ILLINOIS STATE BOARD OF EDUCATION
FINANCIAL STATUS REPORT - 07/01/2012 THROUGH 8/31/2013
FY2013**

	<u>Funded Amount</u>	<u>Expended Year to Date</u>	<u>% Spent Year to Date</u>	<u>August Expenditures</u>	<u>Description</u>
Personal Services and Related	55,906.5	38,910.0	69.6%	0.0	Salaries & Benefits
Contractual Services	191,561.5	79,002.9	41.2%	3,621.8	Agency Contracts (see below); Non-Employee Travel; Conferences; Registration Fees
Travel	2,638.8	1,207.9	45.8%	4.9	Staff Travel
Commodities	746.8	202.7	27.1%	3.1	Supplies; Books
Printing	770.3	92.5	12.0%	1.1	Agency Printing
Equipment	1,668.2	784.2	47.0%	83.8	Computers; Printers; Furniture
Telecommunications	1,064.7	453.7	42.6%	6.3	Telecommunications Expenses
Auto Operations	25.8	25.1	97.3%	0.0	Operation of Agency Autos
Prompt Payment Act	318.3	272.9	85.7%	1.7	Prompt Payment
Refunds	20.8	15.1	72.6%	0.0	Refunds
Temp. Relocation Revolving Fund	0.0	0.0	0.0%	0.0	Interfund Cash Transfer
Grants	9,358,501.5	8,606,128.5	92.0%	127,844.6	See Detail Below
School Construction Grants	109,125.8	16,788.4	15.4%	-3.6	School Construction Funds
TOTAL	9,722,349.0	8,743,883.9		131,563.7	

	<u>Funded Amount</u>	<u>Expended Year to Date</u>	<u>% Spent Year to Date</u>	<u>August Expenditures</u>	<u>Description</u>
Agency Contracts Breakdown:					
<u>Human Resources</u>					
Schuyler					Arbitration matters
GRF	125.0	125.0	100.0%	0.0	
Other State	95.0	86.2	90.8%	0.0	
<u>Administrative Services</u>					
Alzina					Building lease in Springfield
GRF	1,333.9	1,309.9	98.2%	87.5	
Other State	254.8	250.2	98.2%	16.7	
Federal	751.4	737.9	98.2%	49.3	
Xerox					Copier Maintenance Repairs
GRF	92.5	91.8	99.3%	0.0	
Other State	92.5	7.5	8.1%	0.0	
Facilities Management					
GRF	110.0	108.6	98.7%	0.0	Rent for Chicago Office, Thompson Center
Other State	4.2	4.2	98.8%	0.0	
Federal	183.9	181.4	98.6%	0.0	
<u>General Counsel/Legal</u>					
21					Teacher Dismissal Hearing Officers
GRF	100.5	54.2	53.9%	0.0	

	<u>Funded Amount</u>	<u>Expended Year to Date</u>	<u>% Spent Year to Date</u>	<u>August Expenditures</u>	<u>Description</u>
Franczek, Sullivan					Attorney General's Office appointed Res Vazquez to continue as Legal Counsel for the ongoing implementation and monitoring of the Corey H. consent decree
GRF	35.0	30.4	86.8%	0.0	
Shefsky & Froelich LTD					Prosecution of Educator misconduct cases and any other cases ISBE may request
GRF	184.0	83.2	45.2%	4.6	
ADR International, LLC					Pursuant to PA97-8 will provide training to hearing officers to enable them to preside over tenured teacher dismissal hearings across the State of Illinois.
GRF	125.0	125.0	100.0%	41.7	
<u>Information Technology</u>					
Dell Marketing LP					CMS master lease agreement - Third year of a five-year installment purchase agreement for a Storage Area Network, server products and components
GRF	131.4	131.4	100.0%	0.0	
Other State	114.0	114.0	100.0%	0.0	
Federal	77.8	77.8	100.0%	0.0	
Utilistar					Data analysis and reporting for Supplemental Education Services
Federal	60.0	31.6	52.6%	0.0	
Capitol Strategies Inc					Programmer for Child Nutrition/ ACES - MY07211
Federal	89.3	88.8	99.4%	0.0	
Capitol Strategies Inc					Programmer for Entity System - MY07212
GRF	156.7	156.7	100.0%	0.0	
Ashbaugh & Associates					Programmer for Teacher Certification Information System and Educator Certification System MY09212
Other State	159.7	143.0	89.5%	0.0	
Ashbaugh & Associates					Two programmers for the Special Education Data System - MY11214
Federal	303.6	278.0	91.6%	0.0	
Capitol Strategies Inc					Two Programmers for Child Nutrition System - MY08212
Federal	323.4	208.8	64.6%	0.0	
Ashbaugh & Associates					Two programmers for Child Nutrition (CNS), Claim Entry System (ACES) and LAN based Child Nutrition System - MY11211
Federal	321.4	285.7	88.9%	0.0	
Lead IT					One programmer for Child Nutrition (CNS), Claim Entry System (ACES) and LAN based Child Nutrition System - MY11212
Federal	126.0	91.1	72.3%	0.0	
Marucco Stoddard,					One lead programmer for Child Nutrition (CNS), Claim Entry System (ACES) and LAN based Child Nutrition System - MY11213
Federal	161.7	138.1	85.4%	0.0	
Hupp Information Technologies					Programmer for support of EDFacts/EDEN
Federal	78.9	28.8	36.5%	0.0	
IBM					Development of Statewide Student Information System
GRF	702.5	702.5	100.0%	0.0	
Federal	1,252.5	1,252.5	100.0%	0.0	
IBM					Will provide one Skill Level 3 Programmer Analyst for the ILDS application project
Federal	66.0	62.2	94.1%	0.0	
IBM					Will provide one Skill Level 3 Programmer Analyst for the ILDS application project
Federal	68.1	68.1	100.0%	0.0	
IBM					Will provide one Skill Level 3 Programmer Analyst for the ILDS application project
Federal	66.0	60.0	90.9%	0.0	

		<u>Funded Amount</u>	<u>Expended Year to Date</u>	<u>% Spent Year to Date</u>	<u>August Expenditures</u>	<u>Description</u>
IBM						
	Federal	66.0	65.6	99.4%	0.0	Will provide one Skill Level 3 Programmer Analyst for the ILDS application project
IBM						
	Federal	68.1	68.1	100.0%	0.0	Will provide one Skill Level 3 Programmer Analyst for the ILDS application project
IBM						
	Federal	68.1	59.5	87.3%	0.0	Will provide one Skill Level 3 Programmer Analyst for the ILDS application project
IBM						
	Federal	68.1	60.5	88.7%	0.0	Will provide one Skill Level 3 Programmer Analyst for the ILDS application project
IBM						
	Federal	68.1	68.1	100.0%	0.0	Will provide one Skill Level 3 Programmer Analyst for the ILDS application project
<u>College and Career Readiness</u>						
Sangamon County ROE						Staff support for Illinois Mathematics and Science Partnership Program and Enhancing Education Through Technology as well as other statewide initiatives
	Federal	70.0	70.0	100.0%	0.0	
EvalSolutions						Will provide external evaluation for Illinois Mathematics and Science Partnerships Program
	Federal	112.9	112.9	100.0%	0.0	
Illinois Chamber of Commerce						Will establish a governance structure in which the Lead Entity will serve as administrative and fiscal agent of the Transportation, Distribution and Logistics Learning Exchange.
	Federal	50.0	50.0	100.0%	0.0	
University of Illinois						Will support the implementation and continuous improvement of the pathways initiative, including the STEM POS and Learning Exchanges.
	Federal	291.8	291.8	100.0%	0.0	
Illinois Foundation FFA						Will establish a governance structure in which the Lead Entity will serve as administrative and fiscal agent of the Agriculture Learning Exchange.
	Federal	140.0	136.3	97.3%	0.0	
Illinois Science and Technology Inst.						Will establish a governance structure in which the Lead Entity will serve as administrative and fiscal agent of the Research and Development Learning Exchange.
	Federal	149.5	86.0	57.5%	0.0	
Illinois Manufacturers' Association						Will establish a governance structure in which the Lead Entity will serve as administrative and fiscal agent of the Manufacturing Learning Exchange.
	Federal	150.0	64.2	42.8%	0.0	
Illinois Community College Board						Will perform services related to the STEM College and Career Readiness project (CCR), which will support the implementation of programs of study by connecting remedial education to programs of study efforts
	Federal	123.0	49.2	40.0%	0.0	
Illinois State University						Will establish a governance structure in which the Lead Entity will serve as administrative and fiscal agent of the Energy Learning Exchange.
	Federal	50.0	49.5	99.0%	0.0	
University of Illinois						Will establish a governance structure in which the Lead Entity will serve as administrative and fiscal agent of the Health Science Learning Exchange.
	Federal	150.0	150.0	100.0%	0.0	
Southwestern Ed. Dev. Corp						Will assist ISBE with state sponsored technical assistance workshops and professional development for 21st CCLC grantees.
	Federal	598.0	598.0	100.0%	0.0	

	<u>Funded Amount</u>	<u>Expended Year to Date</u>	<u>% Spent Year to Date</u>	<u>August Expenditures</u>	<u>Description</u>
Illinois Board of Higher Education					Will focus on advancement of the implementation and alignment of Common Core State Standards across secondary and post secondary curricula through the development of a regional consortia of universities, community colleges and high schools through outreach.
Federal	112.5	11.8	10.5%	9.3	
Illinois Community College Board					Will provide support for Common Core State Standards implementation by supporting local curriculum alignment meetings in English Language Arts and Math at each state Community College.
Federal	187.5	39.6	21.1%	0.0	
<u>Early Childhood</u>					
Hupp Information Technologies					Programmer for Early Childhood Block Grant Program
GRF	86.3	32.5	37.6%	0.0	
National					Third party monitoring of Early Childhood Block Grant Programs
GRF	831.0	831.0	100.0%	0.0	
IL Department of Human Services					Gateways to Opportunities Scholarship Program for Early Childhood
GRF	500.0	500.0	100.0%	0.0	
WestEd					Contractor will develop the Illinois Kindergarten Individual Development Survey
GRF	1,523.1	1,523.1	100.0%	0.0	
IL Department of Human Services					ISBE is the fiscal agent for RTT-ELC funds. This agreement will give ISBE the authority to transfer funds to the Illinois Department of Human Services to comply with the terms of the state's RTT-ELC application.
Federal	769.8	363.6	47.2%	141.9	
<u>English Language Learning</u>					
Illinois Migrant Council					Support & technical assistance to the Migrant Education Program
Federal	491.0	491.0	100.0%	36.9	
University of Wisconsin					Will create academic Spanish language development standards for grades PreK-12 and develop technology mediated assessments for grades PreK-12
Federal	729.9	729.9	100.0%	0.0	
Illinois Resource Center					Statewide professional development
GRF	1,760.9	1,760.9	100.0%	146.7	
Federal	125.0	75.3	60.2%	0.0	
<u>Special Education Services</u>					
10					Impartial Hearing Officers in the local-level - Section 14-8.02 of the School Code
Federal	419.2	394.9	94.2%	5.5	
9 Mediation Officers					Special Education mediation services
Federal	104.1	95.4	91.6%	0.1	
ROE # 20					Harrisburg Project - Manage software for special education districts and co-ops
Federal	692.8	692.8	100.0%	0.0	
Gail					Evaluation of Special Education Impartial Hearing Officers
Federal	50.0	50.0	100.0%	0.0	
Measure					Special Education parent survey
Federal	65.0	65.0	100.0%	0.0	
Capitol Strategies Consulting					Maintain Special Education Database System
Federal	153.9	145.5	94.6%	0.0	
Illinois State University					Evaluation services for the 5 year State Personnel Development Grant

	<u>Funded Amount</u>	<u>Expended Year to Date</u>	<u>% Spent Year to Date</u>	<u>August Expenditures</u>	<u>Description</u>
IL Caucus Federal	156.3	156.3	100.0%	0.0	HIV Prevention Education Training
Peoria County ROE Federal	50.0	50.0	100.0%	0.0	Administer, plan and implement the IL Virtual School (IVS) Program
Special Education Services GRF	1,200.0	1,200.0	100.0%	0.0	Training and on-going staff development for Due Process Hearing Officers
Macro International Inc Federal	134.9	134.9	100.0%	0.0	Will administer the Youth Risk Behavior Survey (YRBS)
Fieldcrest CUSD 6 Federal	74.9	74.9	100.0%	0.0	School Technology Revolving Loan Agreement
Forrestville Valley School Dist. #221 Other State	81.9	81.9	100.0%	0.0	School Technology Revolving Loan Agreement
Woodstock CUSD #200 Other State	64.3	64.3	100.0%	0.0	School Technology Revolving Loan Agreement
East Alton/Wood River Dist. #14 Other State	250.0	250.0	100.0%	0.0	School Technology Revolving Loan Agreement
Griggsville-Perry CUSD #4 Other State	113.8	113.8	100.0%	0.0	School Technology Revolving Loan Agreement
Sycamore CUSD # 427 Other State	40.3	40.3	100.0%	0.0	School Technology Revolving Loan Agreement
Taylorville CUSD #3 Other State	211.2	211.2	100.0%	0.0	School Technology Revolving Loan Agreement
Waterloo CUSD #5 Other State	152.4	152.4	100.0%	0.0	School Technology Revolving Loan Agreement
DuQuoin CUSD #300 Other State	158.4	158.4	100.0%	0.0	School Technology Revolving Loan Agreement
Chicago School District #299 Other State	89.5	89.5	100.0%	0.0	School Technology Revolving Loan Agreement
	136.5	136.5	100.0%	0.0	Low Cost Laptop Program
<u>Innovation and Improvement</u>					
Northern					A "live data" website for an Illinois Interactive Report Card
GRF	810.2	810.2	100.0%	0.0	
Federal	384.8	384.8	100.0%	0.0	
Academic Development, Inc.					Technical assistance to schools/districts in developing evaluations for the content and effectiveness of the parental involvement policy activities and programs for improving the academic quality of schools through the spread of internet technology
Federal	100.7	100.7	100.0%	0.0	
Sangamon County ROE					Provide services in the review, amendment and approval process of NCLB applications and ARRA Title I applications
Federal	150.0	150.0	100.0%	37.5	
University of Memphis					Evaluation of the effectiveness of providers for Supplemental Education Services
Federal	153.8	153.8	100.0%	0.0	
Macon Piatt County ROE					Will support the consistent design and delivery of state professional development modules
GRF	137.6	137.6	100.0%	0.0	
American Institutes for Research					Will conduct monitoring activities and provide statewide technical assistance and professional development to the 21st Century Community Learning Center
Federal	25.0	25.0	100.0%	0.0	

	<u>Funded Amount</u>	<u>Expended Year to Date</u>	<u>% Spent Year to Date</u>	<u>August Expenditures</u>	<u>Description</u>
The Vallas Group					Will assist in the coordination of various aspects of ISBE interventions in low performing school districts
GRF	311.3	307.0	98.6%	0.0	
Illinois State University					Will convene and facilitate the work of multi-state teams to support common core statewide implementation planning. Provide leadership and coordination of the Partnership for the Assessment Readiness for College and Career (PARCC) Educator Leader Core.
Federal	891.0	726.6	81.5%	306.6	
GRF	9.0	9.0	100.0%	9.0	
<u>Assessment</u>					
NCS Pearson (Harcourt)					Implement the Illinois Standards Achievement Test (ISAT) and state assessment and accountability requirements- MY07645
GRF	12,821.5	12,738.6	99.4%	82.9	
Federal	1,056.5	1,024.8	97.0%	886.8	
NCS					Development of the Illinois Standards Achievement Test- MY05647
GRF	3,058.0	3,058.0	100.0%	0.0	
Federal	2,856.1	2,856.1	100.0%	417.0	
NCS					IAA Test Development (MY066410)
Federal	2,713.5	2,713.5	100.0%	0.0	
Wisconsin University					Title III Requirements for the ACCESS test (English Language Learning). Validated through comparative studies
GRF	4,839.8	4,482.3	92.6%	0.0	
American					Administration of the Prairie State Achievement Exam (PSAE)
GRF	7,435.2	7,435.2	100.0%	0.0	
Federal	7,226.0	5,752.5	79.6%	-295.6	
Harte-Hanks					Will provide evaluation and review of vendor services to ensure the quality and accuracy of all Illinois' assessments
Federal	210.5	210.5	100.0%	1.7	
Danny Long					Will serve as the Partnership for Assessment of Readiness for College and Careers (PARCC) Coordinator.
Federal	107.3	102.4	95.5%	0.0	
GRF	9.2	8.3	90.1%	0.0	
University of Illinois					Evaluation of the large scale assessment and accountability system
GRF	39.0	39.0	100.0%	0.0	
<u>System of Support and District Intervention</u>					
American Institutes for Research					Will direct and support the work of the Statewide System of Support (SSOS) in establishing programs and processes based on scientifically-based research and best practices.
Federal	6,525.0	6,525.0	100.0%	400.0	
Champaign Ford ROE #9					Will provide resources, stipends and travel for committee members to develop a math curriculum models project focused on middle and high schools which can be adopted or adapted for each school if needed to implement.
Federal	9.3	9.3	100.0%	2.3	
GRF	137.3	137.3	100.0%	6.9	
<u>Preparation and Evaluation</u>					

	<u>Funded Amount</u>	<u>Expended Year to Date</u>	<u>% Spent Year to Date</u>	<u>August Expenditures</u>	<u>Description</u>
4 Hearing Officers					Certification Revocation Hearing Officers
Other State	133.8	23.9	17.9%	0.6	
Illinois State University					Coordinate work to support of the National Board of Professional Teaching Standards to serve schools
Federal	277.1	277.1	100.0%	50.9	
Consortium for Educational Change					Will develop training, support and informational materials necessary according to The Performance Evaluation Reform Act (PERA)
Federal	2,300.0	2,300.0	100.0%	0.0	
Consortium for Educational Change					Will develop training, support and informational materials necessary according to The Performance Evaluation Reform Act (PERA)
Federal	225.0	225.0	100.0%	0.0	
University of Chicago					Will develop and administer a statewide Survey of Learning Conditions as required by Section 2-3.153 of the School Code
Federal	503.0	503.0	100.0%	118.2	
American Institutes for Research					Will provide a work plan that lays out strategic timelines and outcomes to be completed monthly through 6/30/13, in order to fulfill the short term and long term goals of PEAC
Federal	293.7	293.7	100.0%	0.0	
University of Illinois					Facilitate with ISBE and New Illinois Teacher Collaborative a pilot for the Induction and Mentoring Program
Other State	88.0	88.0	100.0%	0.0	
Westat					Will serve as the entity to conduct the PERA Research Based Study.
Federal	392.7	392.7	100.0%	130.9	
<u>Chief Performance Officer</u>					
Ashbaugh & Associates, Inc.					Provide programmer for the Illinois Longitudinal Data System
Federal	215.3	215.3	100.0%	0.0	
IL Board of Higher Education					Integrate infrastructure and data systems of IBHE and ISBE for IL Longitudinal Data System
Federal	157.0	118.7	75.6%	9.2	
Public Consulting Group					IL Longitudinal Data System Data Architecture
Federal	1,170.0	328.0	28.0%	0.0	
IL Board of Higher Education					IL Longitudinal Data System Status Reports
Federal	558.4	539.4	96.6%	425.6	
Hupp Information Technologies					Redesign of the TCIS TSR Systems
Federal	1,176.3	1,176.3	100.0%	0.0	
MSF&W					Co-project manager for the Illinois Longitudinal Data System (ILDS)
Federal	176.6	175.5	99.4%	0.0	
Public Consulting Group					Provide services in the integration of all ISBE student-level data collection systems and connecting student-level data
Federal	200.0	0.0	0.0%	0.0	
Illinois Community College Board					Funding for ICCB to perform certain services related to the State Longitudinal Data System ARRA Grant
Federal	330.3	242.5	73.4%	0.0	
Illinois Student Assistance Commission					ISAC will perform certain services related to SLDS ARRA Grant
Federal	631.8	631.8	100.0%	0.0	
University of Illinois					Will create a statewide education policy research collaborative.

	<u>Funded Amount</u>	<u>Expended Year to Date</u>	<u>% Spent Year to Date</u>	<u>August Expenditures</u>	<u>Description</u>
Federal Northern Illinois University	128.4	93.3	72.6%	-12.3	NIU will update the Illinois Interactive Report card to implement to new state report card per Public Act 097-0671.
Federal Diversified Services Network	285.0	285.0	100.0%	0.0	Time and materials contract for one business analyst for the Illinois Longitudinal Data System.
Federal 22nd Century Technologies Inc	87.6	39.2	44.7%	0.0	Time and materials contract for one business analyst for the Illinois Longitudinal Data System.
Federal Paradigm Solutions Inc	64.7	31.2	48.2%	31.2	Time and materials contract for two programmer analysts for the Illinois Longitudinal Data System.
Federal	193.2	90.8	47.0%	0.0	
<u>Fiscal and Procurement</u>					
Crowe Horwath					Will follow the agency procedures for GAAP reports and the IOC's SAMS chapter 27 procedures to assist staff in extracting and compiling data from the Agency's Internal Accounting System for the purpose of converting accounting information from cash basis GAAP reporting
GRF Multilingual Connections	96.6	90.1	93.2%	2.0	Translation of documents from English to other languages
Federal	53.5	40.2	75.2%	0.3	
GRF	4.5	4.5	100.0%	0.0	
Other State	62.7	0.0	0.0%	0.0	
<u>Funding & Disbursements</u>					
MTW Solutions, LLC					Technical Support for e-Grants System
Federal	45.7	45.7	100.0%	0.0	
GRF	14.3	14.3	100.0%	0.0	
<u>Nutrition Programs</u>					
Legal					Administrative Hearing Officer for Child Care Food Program
Federal Department of Public Health	150.0	67.4	44.9%	0.0	Conduct the summer food sanitation inspections
Federal	135.0	135.0	100.0%	0.0	
<u>School Business Services</u>					
North Chicago SD 187					Technical assistance to promote the financial health of the this district. Will provide funding toward the salary and benefits for a new financial and budget analyst position at the district.
Other State	74.1	67.1	90.5%	0.0	
East St. Louis SD 189					This agreement is for the ordinary and contingent expenses for the East St Louis School District 189 pursuant to PA 98-0001.
GRF	9,000.0	9,000.0	100.0%	0.0	
PAYSON SCH DIST NO 1					School Maintenance Grant
Other State	50.0	50.0	100.0%	0.0	
MENDON CUSD 4					School Maintenance Grant
Other State	50.0	50.0	100.0%	0.0	

	<u>Funded Amount</u>	<u>Expended Year to Date</u>	<u>% Spent Year to Date</u>	<u>August Expenditures</u>	<u>Description</u>
QUINCY SD 172					School Maintenance Grant
Other State	50.0	50.0	100.0%	0.0	
GRIGGSVILLE CUSD 4					School Maintenance Grant
Other State	50.0	50.0	100.0%	0.0	
SHAWNEE CUSD 84					School Maintenance Grant
Other State	50.0	50.0	100.0%	0.0	
BOND COUNTY 2					School Maintenance Grant
Other State	50.0	50.0	100.0%	0.0	
EFFINGHAM CUSD 40					School Maintenance Grant
Other State	50.0	50.0	100.0%	0.0	
BELVIDERE CUSD 100					School Maintenance Grant
Other State	50.0	50.0	100.0%	0.0	
NORTH BOONE CUD 200					School Maintenance Grant
Other State	50.0	50.0	100.0%	0.0	
ROCKFORD SCHOOL DIST 205					School Maintenance Grant
Other State	50.0	50.0	100.0%	0.0	
DURAND CUSD 322					School Maintenance Grant
Other State	50.0	50.0	100.0%	0.0	
FIVE-COUNTY REG VOC SYST-EFE					School Maintenance Grant
Other State	50.0	50.0	100.0%	0.0	
HONONEGAH CHSD 207					School Maintenance Grant
Other State	50.0	50.0	100.0%	0.0	
NORTHBROOK ESD 27					School Maintenance Grant
Other State	50.0	50.0	100.0%	0.0	
GLENVIEW DIST 34					School Maintenance Grant
Other State	50.0	50.0	100.0%	0.0	
COOK COUNTY SCHOOL DISTRICT 36					School Maintenance Grant
Other State	50.0	50.0	100.0%	0.0	
KENILWORTH SD 38					School Maintenance Grant
Other State	50.0	50.0	100.0%	0.0	
WILMETTE SD 39					School Maintenance Grant
Other State	50.0	50.0	100.0%	0.0	
DES PLAINES SCH DIST 62					School Maintenance Grant
Other State	50.0	50.0	100.0%	0.0	
PARK RIDGE DIST 64 CONS					School Maintenance Grant
Other State	50.0	50.0	100.0%	0.0	
GOLF ELEM SD 67					School Maintenance Grant
Other State	50.0	50.0	100.0%	0.0	
MORTON GROVE SD 70					School Maintenance Grant
Other State	50.0	50.0	100.0%	0.0	
FAIRVIEW SD 72					School Maintenance Grant
Other State	50.0	50.0	100.0%	0.0	
EVERGREEN PARK ESD 124					School Maintenance Grant
Other State	50.0	50.0	100.0%	0.0	
ATWOOD HEIGHTS DISTRICT 125					School Maintenance Grant
Other State	50.0	50.0	100.0%	0.0	
LEMONT-BROMBEREK CSD 113A					School Maintenance Grant
Other State	50.0	50.0	100.0%	0.0	

	<u>Funded Amount</u>	<u>Expended Year to Date</u>	<u>% Spent Year to Date</u>	<u>August Expenditures</u>	<u>Description</u>
FOREST RIDGE SD 142					School Maintenance Grant
Other State	49.3	49.3	100.0%	0.0	
COMMUNITY CONS SCH DIST 146					School Maintenance Grant
Other State	50.0	50.0	100.0%	0.0	
ALSIP-HAZLGRN-OAKLWN SD 126					School Maintenance Grant
Other State	50.0	50.0	100.0%	0.0	
HOOVER SCHRUM MEMORIAL 157					School Maintenance Grant
Other State	50.0	50.0	100.0%	0.0	
SCHILLER PARK SD 81					School Maintenance Grant
Other State	50.0	50.0	100.0%	0.0	
MAINE TWP HSD 207					School Maintenance Grant
Other State	50.0	50.0	100.0%	0.0	
MANNHEIM COOK CNTY 083					School Maintenance Grant
Other State	50.0	50.0	100.0%	0.0	
FRANKLIN PARK SD 84					School Maintenance Grant
Other State	50.0	50.0	100.0%	0.0	
UNION RIDGE SD 86					School Maintenance Grant
Other State	50.0	50.0	100.0%	0.0	
WESTCHESTER SD 92-5					School Maintenance Grant
Other State	50.0	50.0	100.0%	0.0	
HILLSIDE SD 93					School Maintenance Grant
Other State	50.0	50.0	100.0%	0.0	
PENNOYER SD 79					School Maintenance Grant
Other State	50.0	50.0	100.0%	0.0	
RIVERSIDE SCHOOL DIST 96					School Maintenance Grant
Other State	50.0	50.0	100.0%	0.0	
LA GRANGE SD 102					School Maintenance Grant
Other State	50.0	50.0	100.0%	0.0	
LA GRANGE SD 105					School Maintenance Grant
Other State	50.0	50.0	100.0%	0.0	
PROVISO TWP HSD 209					School Maintenance Grant
Other State	50.0	50.0	100.0%	0.0	
LEYDEN CHSD 212					School Maintenance Grant
Other State	50.0	50.0	100.0%	0.0	
CENTRAL STICKNEY SD 110					School Maintenance Grant
Other State	50.0	50.0	100.0%	0.0	
NORTH PALOS SD 117					School Maintenance Grant
Other State	50.0	50.0	100.0%	0.0	
OAK LAWN-HOMETOWN S D 123					School Maintenance Grant
Other State	50.0	50.0	100.0%	0.0	
ARGO CHSD 217					School Maintenance Grant
Other State	50.0	50.0	100.0%	0.0	
REAVIS TWP HSD 220					School Maintenance Grant
Other State	50.0	50.0	100.0%	0.0	
BREMEN CHSD 228					School Maintenance Grant
Other State	50.0	50.0	100.0%	0.0	
OAK LAWN CHSD 229					School Maintenance Grant
Other State	50.0	50.0	100.0%	0.0	

	<u>Funded Amount</u>	<u>Expended Year to Date</u>	<u>% Spent Year to Date</u>	<u>August Expenditures</u>	<u>Description</u>
EASTLAND CUSD 308					School Maintenance Grant
Other State	50.0	50.0	100.0%	0.0	
WEST CARROLL CUSD 314					School Maintenance Grant
Other State	50.0	50.0	100.0%	0.0	
EAST DUBUQUE CUSD 119					School Maintenance Grant
Other State	50.0	50.0	100.0%	0.0	
WARREN CUSD 205					School Maintenance Grant
Other State	50.0	50.0	100.0%	0.0	
ORANGEVILLE SD 203					School Maintenance Grant
Other State	49.9	49.9	100.0%	0.0	
TOLONO SCH DIST 7					School Maintenance Grant
Other State	50.0	50.0	100.0%	0.0	
GIBSON-MELVIN-SIBLEY CUSD 5					School Maintenance Grant
Other State	50.0	50.0	100.0%	0.0	
PAXTON BUCKLEY LODA CUSD					School Maintenance Grant
Other State	50.0	50.0	100.0%	0.0	
HILLSBORO CUSD 3					School Maintenance Grant
Other State	50.0	50.0	100.0%	0.0	
MARSHALL CUSD 2C					School Maintenance Grant
Other State	50.0	50.0	100.0%	0.0	
MATTOON CUSD 2					School Maintenance Grant
Other State	50.0	50.0	100.0%	0.0	
CHADWICK-MILLEDGEVILLE 399					School Maintenance Grant
Other State	50.0	50.0	100.0%	0.0	
RICH TWP HSD 227					School Maintenance Grant
Other State	50.0	50.0	100.0%	0.0	
TUSCOLA CUSD 301					School Maintenance Grant
Other State	50.0	50.0	100.0%	0.0	
ARTHUR CUSD 305					School Maintenance Grant
Other State	50.0	50.0	100.0%	0.0	
KANSAS CUSD 3					School Maintenance Grant
Other State	50.0	50.0	100.0%	0.0	
SHELBYVILLE CUSD 4					School Maintenance Grant
Other State	50.0	50.0	100.0%	0.0	
STEWARDSON-STRASBURG 5A					School Maintenance Grant
Other State	50.0	50.0	100.0%	0.0	
CENTRAL A&M COMMUNITY UNIT					School Maintenance Grant
Other State	50.0	50.0	100.0%	0.0	
EDGAR COUNTY CUSD 6					School Maintenance Grant
Other State	50.0	50.0	100.0%	0.0	
CLAY CITY CUSD 10					School Maintenance Grant
Other State	50.0	50.0	100.0%	0.0	
ROBINSON SD 2					School Maintenance Grant
Other State	50.0	50.0	100.0%	0.0	
COUNTY OF RICHLAND					School Maintenance Grant
Other State	50.0	50.0	100.0%	0.0	
WESCLIN CUSD 3					School Maintenance Grant
Other State	50.0	50.0	100.0%	0.0	

	<u>Funded Amount</u>	<u>Expended Year to Date</u>	<u>% Spent Year to Date</u>	<u>August Expenditures</u>	<u>Description</u>
CENTRAL COMM HIGH SD 71					School Maintenance Grant
Other State	50.0	50.0	100.0%	0.0	
PATOKA CUSD 100					School Maintenance Grant
Other State	50.0	50.0	100.0%	0.0	
INDIAN CREEK CUSD 425					School Maintenance Grant
Other State	50.0	50.0	100.0%	0.0	
SYCAMORE CUSD 427					School Maintenance Grant
Other State	50.0	50.0	100.0%	0.0	
DEKALB CUSD 428					School Maintenance Grant
Other State	50.0	50.0	100.0%	0.0	
HIAWATHA CUSD 426					School Maintenance Grant
Other State	50.0	50.0	100.0%	0.0	
COUNTY OF COLE					School Maintenance Grant
Other State	50.0	50.0	100.0%	0.0	
SOMONAUK CUSD 432					School Maintenance Grant
Other State	50.0	50.0	100.0%	0.0	
BLUE RIDGE CUSD 18					School Maintenance Grant
Other State	50.0	50.0	100.0%	0.0	
PRAIRIE CENTRAL CUSD 8					School Maintenance Grant
Other State	50.0	50.0	100.0%	0.0	
OKAW VALLEY CUSD 302					School Maintenance Grant
Other State	50.0	50.0	100.0%	0.0	
TRI- POINT CUSD 6-J					School Maintenance Grant
Other State	50.0	50.0	100.0%	0.0	
INDIAN VALLEY VOCATIONAL CENTER					School Maintenance Grant
Other State	50.0	50.0	100.0%	0.0	
DWIGHT TWP HSD 230					School Maintenance Grant
Other State	50.0	50.0	100.0%	0.0	
TRI VALLEY CUSD 3					School Maintenance Grant
Other State	50.0	50.0	100.0%	0.0	
MCLEAN COUNTY UD 5					School Maintenance Grant
Other State	50.0	50.0	100.0%	0.0	
LEXINGTON CUSD 7					School Maintenance Grant
Other State	50.0	50.0	100.0%	0.0	
COUNTY OF DUPAGE SCHOOL DIST 4					School Maintenance Grant
Other State	50.0	50.0	100.0%	0.0	
WOOD DALE SD 7					School Maintenance Grant
Other State	50.0	50.0	100.0%	0.0	
MEDINAH SD 11					School Maintenance Grant
Other State	50.0	50.0	100.0%	0.0	
BLOOMINGDALE SD 13					School Maintenance Grant
Other State	50.0	50.0	100.0%	0.0	
QUEEN BEE SD 16					School Maintenance Grant
Other State	50.0	50.0	100.0%	0.0	
WINFIELD SD34					School Maintenance Grant
Other State	50.0	50.0	100.0%	0.0	
GLENN ELLYN DISTRICT 41					School Maintenance Grant
Other State	50.0	50.0	100.0%	0.0	

	<u>Funded Amount</u>	<u>Expended Year to Date</u>	<u>% Spent Year to Date</u>	<u>August Expenditures</u>	<u>Description</u>
LOMBARD SD 44					School Maintenance Grant
Other State	50.0	50.0	100.0%	0.0	
VILLA PARK SD 45					School Maintenance Grant
Other State	50.0	50.0	100.0%	0.0	
BUTLER SD 53					School Maintenance Grant
Other State	50.0	50.0	100.0%	0.0	
DOWNERS GROVE GSD 58					School Maintenance Grant
Other State	50.0	50.0	100.0%	0.0	
DARIEN SD 61					School Maintenance Grant
Other State	50.0	50.0	100.0%	0.0	
COUNTY OF DUPAGE					School Maintenance Grant
Other State	50.0	50.0	100.0%	0.0	
WOODRIDGE SD 68					School Maintenance Grant
Other State	50.0	50.0	100.0%	0.0	
HINSDALE DIST 86					School Maintenance Grant
Other State	50.0	50.0	100.0%	0.0	
FENTON CHSD 100					School Maintenance Grant
Other State	50.0	50.0	100.0%	0.0	
LAKE PARK CHSD 108					School Maintenance Grant
Other State	50.0	50.0	100.0%	0.0	
COMMUNITY UNIT SCHOOL DIST 200					School Maintenance Grant
Other State	50.0	50.0	100.0%	0.0	
LISLE CUSD 202					School Maintenance Grant
Other State	50.0	50.0	100.0%	0.0	
ELMHURST SD 205					School Maintenance Grant
Other State	50.0	50.0	100.0%	0.0	
MAERCKER SD 60					School Maintenance Grant
Other State	50.0	50.0	100.0%	0.0	
DUPAGE AREA OCCUP EDUCATIONAL					School Maintenance Grant
Other State	50.0	50.0	100.0%	0.0	
WABASH CUSD 348					School Maintenance Grant
Other State	50.0	50.0	100.0%	0.0	
CARMI-WHITE COUNTY CUSD 5					School Maintenance Grant
Other State	50.0	50.0	100.0%	0.0	
CARTERVILLE CUSD 5					School Maintenance Grant
Other State	50.0	50.0	100.0%	0.0	
V I T UNIT SCHOOL DIST 2					School Maintenance Grant
Other State	50.0	50.0	100.0%	0.0	
CANTON UNION SD 66					School Maintenance Grant
Other State	50.0	50.0	100.0%	0.0	
SCHUYLER-INDUSTRY CUSD 5					School Maintenance Grant
Other State	50.0	50.0	100.0%	0.0	
MORRIS SD 54					School Maintenance Grant
Other State	50.0	50.0	100.0%	0.0	
SARATOGA CCSD 60C					School Maintenance Grant
Other State	50.0	50.0	100.0%	0.0	
NEWARK CHSD 18					School Maintenance Grant
Other State	50.0	50.0	100.0%	0.0	

	<u>Funded Amount</u>	<u>Expended Year to Date</u>	<u>% Spent Year to Date</u>	<u>August Expenditures</u>	<u>Description</u>
PLANO CUSD 88					School Maintenance Grant
Other State	50.0	50.0	100.0%	0.0	
LISBON CCSD 90					School Maintenance Grant
Other State	50.0	50.0	100.0%	0.0	
SOUTHEASTERN CUSD 337					School Maintenance Grant
Other State	50.0	50.0	100.0%	0.0	
WEST PRAIRIE CUSD 103					School Maintenance Grant
Other State	50.0	50.0	100.0%	0.0	
WEST CENTRAL CUSD 235					School Maintenance Grant
Other State	50.0	50.0	100.0%	0.0	
MERCER COUNTY SD 404					School Maintenance Grant
Other State	50.0	50.0	100.0%	0.0	
PRINCETON ELEM SD 115					School Maintenance Grant
Other State	50.0	50.0	100.0%	0.0	
ALWOOD CUSD 225					School Maintenance Grant
Other State	50.0	50.0	100.0%	0.0	
ANNAWAN CUSD 226					School Maintenance Grant
Other State	50.0	50.0	100.0%	0.0	
CAMBRIDGE CUSD 227					School Maintenance Grant
Other State	50.0	50.0	100.0%	0.0	
GALATIA CUSD 1					School Maintenance Grant
Other State	50.0	50.0	100.0%	0.0	
ORION CUSD 223					School Maintenance Grant
Other State	50.0	50.0	100.0%	0.0	
CARBONDALE ESD 95					School Maintenance Grant
Other State	50.0	50.0	100.0%	0.0	
CARBONDALE CHSD 165					School Maintenance Grant
Other State	50.0	50.0	100.0%	0.0	
ELGIN SCHOOL DISTRICT U-46					School Maintenance Grant
Other State	50.0	50.0	100.0%	0.0	
AURORA WEST SCHOOL DIST 129					School Maintenance Grant
Other State	50.0	50.0	100.0%	0.0	
DONOVAN COMMUNITY U S D 3					School Maintenance Grant
Other State	50.0	50.0	100.0%	0.0	
CENTRAL CUSD 4					School Maintenance Grant
Other State	50.0	50.0	100.0%	0.0	
IROQUOIS WEST CUSD 10					School Maintenance Grant
Other State	50.0	50.0	100.0%	0.0	
MOMENCE COMM UNIT SCH DIST 1					School Maintenance Grant
Other State	50.0	50.0	100.0%	0.0	
HERSCHER CUSD 2					School Maintenance Grant
Other State	50.0	50.0	100.0%	0.0	
BRADLEY BOURBONNAIS CHSD 307					School Maintenance Grant
Other State	50.0	50.0	100.0%	0.0	
GALESBURG CUSD 205					School Maintenance Grant
Other State	50.0	50.0	100.0%	0.0	
EMMONS SD 33					School Maintenance Grant
Other State	50.0	50.0	100.0%	0.0	

	<u>Funded Amount</u>	<u>Expended Year to Date</u>	<u>% Spent Year to Date</u>	<u>August Expenditures</u>	<u>Description</u>
CRESCENT-IROQUOIS CUSD 249					School Maintenance Grant
Other State	50.0	50.0	100.0%	0.0	
GRASS LAKE SD 36					School Maintenance Grant
Other State	50.0	50.0	100.0%	0.0	
GRAYSLAKE CCSD 46					School Maintenance Grant
Other State	50.0	50.0	100.0%	0.0	
WOODLAND CCSD 50					School Maintenance Grant
Other State	50.0	50.0	100.0%	0.0	
LAKE BLUFF SCHOOL DISTRICT 65					School Maintenance Grant
Other State	50.0	50.0	100.0%	0.0	
OAK GROVE SD 68					School Maintenance Grant
Other State	50.0	50.0	100.0%	0.0	
LIBERTYVILLE SD 70					School Maintenance Grant
Other State	50.0	50.0	100.0%	0.0	
RONDOUT SD 72					School Maintenance Grant
Other State	50.0	50.0	100.0%	0.0	
HAWTHORN CCSD 73					School Maintenance Grant
Other State	50.0	50.0	100.0%	0.0	
DIAMOND LAKE SD 76					School Maintenance Grant
Other State	50.0	50.0	100.0%	0.0	
FREMONT SD 79					School Maintenance Grant
Other State	50.0	50.0	100.0%	0.0	
BRADFORD CUSD 1					School Maintenance Grant
Other State	50.0	50.0	100.0%	0.0	
MANTENO CUSD 5					School Maintenance Grant
Other State	50.0	50.0	100.0%	0.0	
LAKE ZURICH SD 95					School Maintenance Grant
Other State	50.0	50.0	100.0%	0.0	
LINCOLNSHIRE-PRAIRIEVIEW 103					School Maintenance Grant
Other State	50.0	50.0	100.0%	0.0	
TOWNSHIP HIGH SCHOOL DIST 113					School Maintenance Grant
Other State	50.0	50.0	100.0%	0.0	
FOX LAKE GSD 114					School Maintenance Grant
Other State	50.0	50.0	100.0%	0.0	
ROUND LAKE AREA SD 116					School Maintenance Grant
Other State	50.0	50.0	100.0%	0.0	
KNOXVILLE CUSD 202					School Maintenance Grant
Other State	50.0	50.0	100.0%	0.0	
WINTHROP HARBOR SD 1					School Maintenance Grant
Other State	50.0	50.0	100.0%	0.0	
WAUCONDA CUSD 118					School Maintenance Grant
Other State	50.0	50.0	100.0%	0.0	
MUNDELEIN HS DIST 120					School Maintenance Grant
Other State	50.0	50.0	100.0%	0.0	
WARREN THSD 121					School Maintenance Grant
Other State	50.0	50.0	100.0%	0.0	
GRANT CHSD 124					School Maintenance Grant
Other State	50.0	50.0	100.0%	0.0	

	<u>Funded Amount</u>	<u>Expended Year to Date</u>	<u>% Spent Year to Date</u>	<u>August Expenditures</u>	<u>Description</u>
GRAYSLAKE CHSD 127					School Maintenance Grant
Other State	50.0	50.0	100.0%	0.0	
NORTH CHICAGO SD 187					School Maintenance Grant
Other State	50.0	50.0	100.0%	0.0	
LAKE CO HIGH SCHL TECHNOLOGY					School Maintenance Grant
Other State	50.0	50.0	100.0%	0.0	
LELAND CUSD 1					School Maintenance Grant
Other State	50.0	50.0	100.0%	0.0	
SERENA CUSD NO 2					School Maintenance Grant
Other State	50.0	50.0	100.0%	0.0	
EARLVILLE CUSD 9					School Maintenance Grant
Other State	50.0	50.0	100.0%	0.0	
ALLEN TWSP COMM CONS DIST 65					School Maintenance Grant
Other State	50.0	50.0	100.0%	0.0	
KANKAKEE AREA CAREER CENTER					School Maintenance Grant
Other State	50.0	50.0	100.0%	0.0	
LASALLE-PERU TOWNSHIP HIGH					School Maintenance Grant
Other State	50.0	50.0	100.0%	0.0	
OTTAWA THSD 140					School Maintenance Grant
Other State	50.0	50.0	100.0%	0.0	
SENECA TWP HSD 160					School Maintenance Grant
Other State	50.0	50.0	100.0%	0.0	
SENECA CCSD 170					School Maintenance Grant
Other State	50.0	50.0	100.0%	50.0	
WALLACE CCSD 195					School Maintenance Grant
Other State	50.0	50.0	100.0%	0.0	
RUTLAND CCSD 230					School Maintenance Grant
Other State	50.0	50.0	100.0%	0.0	
MOUNT PULASKI CUD 23					School Maintenance Grant
Other State	50.0	50.0	100.0%	0.0	
HAVANA CUSD 126					School Maintenance Grant
Other State	50.0	50.0	100.0%	0.0	
ILLINI CENTRAL CUSD 189					School Maintenance Grant
Other State	50.0	50.0	100.0%	0.0	
PORTA CUSD 202					School Maintenance Grant
Other State	50.0	50.0	100.0%	0.0	
ATHENS CUSD 213					School Maintenance Grant
Other State	50.0	50.0	100.0%	0.0	
ARGENTA-OREANA CUSD 1					School Maintenance Grant
Other State	50.0	50.0	100.0%	0.0	
MT ZION CUSD 3					School Maintenance Grant
Other State	50.0	50.0	100.0%	0.0	
SANGAMON VALLEY CUSD 9					School Maintenance Grant
Other State	50.0	50.0	100.0%	0.0	
MERIDIAN CUSD 15					School Maintenance Grant
Other State	50.0	50.0	100.0%	0.0	
DECATUR SD 61					School Maintenance Grant
Other State	50.0	50.0	100.0%	0.0	

	<u>Funded Amount</u>	<u>Expended Year to Date</u>	<u>% Spent Year to Date</u>	<u>August Expenditures</u>	<u>Description</u>
BEMENT CUSD 5					School Maintenance Grant
Other State	50.0	50.0	100.0%	0.0	
MONTICELLO CU 25					School Maintenance Grant
Other State	50.0	50.0	100.0%	0.0	
DELAND-WELDON CUSD 57					School Maintenance Grant
Other State	50.0	50.0	100.0%	0.0	
CERRO GORDO CUSD 100					School Maintenance Grant
Other State	50.0	50.0	100.0%	0.0	
CARROLLTON CUSD 1					School Maintenance Grant
Other State	50.0	50.0	100.0%	0.0	
ANTIOCH C H S D 117					School Maintenance Grant
Other State	50.0	50.0	100.0%	0.0	
COMMUNITY HIGH SD 128					School Maintenance Grant
Other State	50.0	50.0	100.0%	0.0	
MAROA FORSYTH CUSD 2					School Maintenance Grant
Other State	50.0	50.0	100.0%	0.0	
GREENFIELD CUSD 10					School Maintenance Grant
Other State	50.0	50.0	100.0%	0.0	
JERSEY CUSD 100					School Maintenance Grant
Other State	50.0	50.0	100.0%	0.0	
MT OLIVE CUSD 5					School Maintenance Grant
Other State	50.0	50.0	100.0%	0.0	
STAUNTON CUSD 6					School Maintenance Grant
Other State	50.0	50.0	100.0%	0.0	
SOUTHWESTERN CUSD 9					School Maintenance Grant
Other State	50.0	50.0	100.0%	0.0	
NORTH MAC CUSD 34					School Maintenance Grant
Other State	50.0	50.0	100.0%	0.0	
ROXANA CUSD 1					School Maintenance Grant
Other State	50.0	50.0	100.0%	0.0	
TRIAD CUSD 2					School Maintenance Grant
Other State	50.0	50.0	100.0%	0.0	
HIGHLAND CUSD 5					School Maintenance Grant
Other State	50.0	50.0	100.0%	0.0	
BETHALTO CUSD 8					School Maintenance Grant
Other State	50.0	50.0	100.0%	0.0	
GRANITE CITY CUSD 9					School Maintenance Grant
Other State	50.0	50.0	100.0%	0.0	
COLLINSVILLE CUSD 10					School Maintenance Grant
Other State	50.0	50.0	100.0%	0.0	
ALTON CUSD 11					School Maintenance Grant
Other State	50.0	50.0	100.0%	0.0	
MIDLAND CUSD 7					School Maintenance Grant
Other State	50.0	50.0	100.0%	0.0	
PUTNAM CCSD 535					School Maintenance Grant
Other State	50.0	50.0	100.0%	0.0	
FIELDCREST CUSD 6					School Maintenance Grant
Other State	50.0	50.0	100.0%	0.0	

	<u>Funded Amount</u>	<u>Expended Year to Date</u>	<u>% Spent Year to Date</u>	<u>August Expenditures</u>	<u>Description</u>
EL PASO-GRIDLEY CUSD 11					School Maintenance Grant
Other State	50.0	50.0	100.0%	0.0	
CARLINVILLE CUSD 1					School Maintenance Grant
Other State	50.0	50.0	100.0%	0.0	
EUREKA 140					School Maintenance Grant
Other State	50.0	50.0	100.0%	0.0	
NIPPERSINK SCH DIST 2					School Maintenance Grant
Other State	50.0	50.0	100.0%	0.0	
FOX RIVER GROVE CSD 3					School Maintenance Grant
Other State	50.0	50.0	100.0%	0.0	
JOHNSBURG CUSD 12					School Maintenance Grant
Other State	50.0	50.0	100.0%	0.0	
RILEY CCSD 18					School Maintenance Grant
Other State	50.0	50.0	100.0%	0.0	
MCHENRY CCSD 15					School Maintenance Grant
Other State	50.0	50.0	100.0%	0.0	
ALDEN HEBRON SD 19					School Maintenance Grant
Other State	50.0	50.0	100.0%	0.0	
HARRISON SD 36					School Maintenance Grant
Other State	50.0	50.0	100.0%	0.0	
CRYSTAL LAKE CCSD 47					School Maintenance Grant
Other State	50.0	50.0	100.0%	0.0	
HARVARD CUSD 50					School Maintenance Grant
Other State	50.0	50.0	100.0%	0.0	
MARENGO CHSD 154					School Maintenance Grant
Other State	50.0	50.0	100.0%	0.0	
COMMUNITY HIGH SD 155					School Maintenance Grant
Other State	50.0	50.0	100.0%	0.0	
MCHENRY CHSD 156					School Maintenance Grant
Other State	50.0	50.0	100.0%	0.0	
RICHMOND-BURTON CHSD 157					School Maintenance Grant
Other State	50.0	50.0	100.0%	0.0	
HUNTLEY SD NO 158					School Maintenance Grant
Other State	50.0	50.0	100.0%	0.0	
MARENGO-UNION ECSD 165					School Maintenance Grant
Other State	50.0	50.0	100.0%	0.0	
WOODSTOCK SCHOOL DIST 200					School Maintenance Grant
Other State	50.0	50.0	100.0%	0.0	
VALMEYER CUSD 3					School Maintenance Grant
Other State	50.0	50.0	100.0%	0.0	
COLUMBIA CUSD 4					School Maintenance Grant
Other State	50.0	50.0	100.0%	0.0	
WATERLOO CUSD 5					School Maintenance Grant
Other State	50.0	50.0	100.0%	0.0	
STEELEVILLE CUSD 138					School Maintenance Grant
Other State	50.0	50.0	100.0%	0.0	
BROWN COUNTY CUSD 1					School Maintenance Grant
Other State	50.0	50.0	100.0%	0.0	

	<u>Funded Amount</u>	<u>Expended Year to Date</u>	<u>% Spent Year to Date</u>	<u>August Expenditures</u>	<u>Description</u>
VIRGINIA CUSD 64					School Maintenance Grant
Other State	50.0	50.0	100.0%	0.0	
A-C CENTRAL CUSD 262					School Maintenance Grant
Other State	50.0	50.0	100.0%	0.0	
MEREDOSIA-CHAMBERSBURG 11					School Maintenance Grant
Other State	50.0	50.0	100.0%	0.0	
JACKSONVILLE SD 117					School Maintenance Grant
Other State	50.0	50.0	100.0%	0.0	
WINCHESTER CUSD 1					School Maintenance Grant
Other State	50.0	50.0	100.0%	0.0	
SCOTT-MORGAN CUSD 2					School Maintenance Grant
Other State	50.0	50.0	100.0%	0.0	
DIXON CUSD 170					School Maintenance Grant
Other State	50.0	50.0	100.0%	0.0	
STEWARD 220 SCHOOL DIST					School Maintenance Grant
Other State	50.0	50.0	100.0%	0.0	
OREGON CUSD 220					School Maintenance Grant
Other State	50.0	50.0	100.0%	0.0	
FORRESTVILLE VALLEY CUSD 221					School Maintenance Grant
Other State	50.0	50.0	100.0%	0.0	
POLO CUSD 222					School Maintenance Grant
Other State	50.0	50.0	100.0%	0.0	
MERIDIAN CUSD 223					School Maintenance Grant
Other State	50.0	50.0	100.0%	0.0	
BYRON COMMUNITY UNIT SD 226					School Maintenance Grant
Other State	50.0	50.0	100.0%	0.0	
PEORIA 150					School Maintenance Grant
Other State	50.0	50.0	100.0%	0.0	
IL VALLEY CENTRAL UNIT 321					School Maintenance Grant
Other State	50.0	50.0	100.0%	0.0	
ELMWOOD CUSD 322					School Maintenance Grant
Other State	50.0	50.0	100.0%	0.0	
PEORIA HEIGHTS CUSD 325					School Maintenance Grant
Other State	50.0	50.0	100.0%	0.0	
PRINCEVILLE CUSD 326					School Maintenance Grant
Other State	50.0	50.0	100.0%	0.0	
ILLINI BLUFFS CUSD 327					School Maintenance Grant
Other State	50.0	50.0	100.0%	0.0	
MOLINE USD 40					School Maintenance Grant
Other State	50.0	50.0	100.0%	0.0	
ROCK ISLAND SD 41					School Maintenance Grant
Other State	50.0	50.0	100.0%	0.0	
RIVERDALE CUSD 100					School Maintenance Grant
Other State	50.0	50.0	100.0%	0.0	
ROCKRIDGE CUSD 300					School Maintenance Grant
Other State	50.0	50.0	100.0%	0.0	
LEBANON CUSD 9					School Maintenance Grant
Other State	50.0	50.0	100.0%	0.0	

	<u>Funded Amount</u>	<u>Expended Year to Date</u>	<u>% Spent Year to Date</u>	<u>August Expenditures</u>	<u>Description</u>
HARMONY EMGE SD 175					School Maintenance Grant
Other State	50.0	50.0	100.0%	0.0	
DUPO CUSD 196					School Maintenance Grant
Other State	50.0	50.0	100.0%	0.0	
ROCHESTER CUSD 3A					School Maintenance Grant
Other State	50.0	50.0	100.0%	0.0	
BALL CHATHAM CUSD 5					School Maintenance Grant
Other State	50.0	50.0	100.0%	0.0	
AUBURN CUSD 10					School Maintenance Grant
Other State	50.0	50.0	100.0%	0.0	
PAWNEE CUSD 11					School Maintenance Grant
Other State	50.0	50.0	100.0%	0.0	
RIVERTON CUSD 14					School Maintenance Grant
Other State	50.0	50.0	100.0%	0.0	
WILLIAMSVILLE CUSD 15					School Maintenance Grant
Other State	50.0	50.0	100.0%	0.0	
LOWPOINT-WASHBURN CUSD 21					School Maintenance Grant
Other State	50.0	50.0	100.0%	0.0	
COUNTY OF WOODFORD 122					School Maintenance Grant
Other State	50.0	50.0	100.0%	0.0	
CHESTER CUSD 139					School Maintenance Grant
Other State	50.0	50.0	100.0%	0.0	
FRANKLIN CUSD 1					School Maintenance Grant
Other State	50.0	50.0	100.0%	0.0	
SHERRARD CUSD 200					School Maintenance Grant
Other State	50.0	50.0	100.0%	0.0	
NEW BERLIN CUSD 16					School Maintenance Grant
Other State	50.0	50.0	100.0%	0.0	
SPRINGFIELD SD 186					School Maintenance Grant
Other State	50.0	50.0	100.0%	0.0	
TREMONT CUD 702					School Maintenance Grant
Other State	50.0	50.0	100.0%	0.0	
DELAVAN CUSD 703					School Maintenance Grant
Other State	50.0	50.0	100.0%	0.0	
MORTON CUSD 709					School Maintenance Grant
Other State	50.0	50.0	100.0%	0.0	
CATLIN CUSD 5					School Maintenance Grant
Other State	50.0	50.0	100.0%	0.0	
ROSSVILLE-ALVIN CSD 7					School Maintenance Grant
Other State	50.0	50.0	100.0%	0.0	
OAKWOOD CUSD 76					School Maintenance Grant
Other State	50.0	50.0	100.0%	0.0	
DANVILLE CCSD 118					School Maintenance Grant
Other State	50.0	50.0	100.0%	0.0	
BECK AREA CAREER CENTER					School Maintenance Grant
Other State	50.0	50.0	100.0%	0.0	
ERIE CUSD 1					School Maintenance Grant
Other State	50.0	50.0	100.0%	0.0	

	<u>Funded Amount</u>	<u>Expended Year to Date</u>	<u>% Spent Year to Date</u>	<u>August Expenditures</u>	<u>Description</u>
STERLING CUSD 5					School Maintenance Grant
Other State	50.0	50.0	100.0%	0.0	
WILCO AREA CAREER CENTER					School Maintenance Grant
Other State	50.0	50.0	100.0%	0.0	
CHANNAHON SD 17					School Maintenance Grant
Other State	50.0	50.0	100.0%	0.0	
LOCKPORT SD 91					School Maintenance Grant
Other State	50.0	50.0	100.0%	0.0	
NEW LENOX SD 122					School Maintenance Grant
Other State	50.0	50.0	100.0%	0.0	
FRANKFORT CCSD 157C					School Maintenance Grant
Other State	50.0	50.0	100.0%	0.0	
MOKENA SD 159					School Maintenance Grant
Other State	50.0	50.0	100.0%	0.0	
SUMMIT HILL SD 161					School Maintenance Grant
Other State	50.0	50.0	100.0%	0.0	
BEECHER CUSD 200U					School Maintenance Grant
Other State	50.0	50.0	100.0%	0.0	
CRETE-MONEE SD 201-U					School Maintenance Grant
Other State	50.0	50.0	100.0%	0.0	
WILMINGTON CUSD 209U					School Maintenance Grant
Other State	50.0	50.0	100.0%	0.0	
VALLEY VIEW CUSD 365U					School Maintenance Grant
Other State	50.0	50.0	100.0%	0.0	
ELWOOD CCSD 203					School Maintenance Grant
Other State	50.0	50.0	100.0%	0.0	
LOCKPORT TWP HSD 205					School Maintenance Grant
Other State	50.0	50.0	100.0%	0.0	
HOMER CCSD 33					School Maintenance Grant
Other State	50.0	50.0	100.0%	0.0	
PEOTONE CUSD 207U					School Maintenance Grant
Other State	50.0	50.0	100.0%	0.0	

Grants Breakdown:

General State Aid	4,286,752.5	4,286,752.5	100.0%	4,286,752.5	Formula
Title I - Low Income	825,000.0	621,736.2	75.4%	621,736.2	Formula
Child Nutrition	725,000.0	688,200.7	94.9%	688,200.7	Formula - Reimbursement
IDEA	700,000.0	495,752.8	70.8%	495,752.8	Formula
Transportation Spec Ed	440,500.0	440,500.0	100.0%	440,500.0	Formula
Spec Ed Personnel	440,200.0	440,200.0	100.0%	440,200.0	Formula
Spec Ed Extraordinary	314,196.1	314,196.1	100.0%	314,196.1	Mandated Categorical-Supplemental
Early Childhood Block	296,465.7	296,375.8	100.0%	296,375.8	Block grant for Pre-K, parent training and prevention initiative
Spec Ed Private Facility Tuition	206,843.3	206,843.3	100.0%	206,843.3	Formula
Transportation Reg/Voc	205,808.9	205,808.9	100.0%	205,808.9	Formula
Title II - Teacher Quality	157,000.0	86,362.4	55.0%	86,362.4	Formula
Title I - Low Income - ARRA	143,800.0	41,866.3	29.1%	41,866.3	Formula - Federal Stimulus
Spec Ed Orphanage	111,000.0	103,623.6	93.4%	103,623.6	Formula

	<u>Funded Amount</u>	<u>Expended Year to Date</u>	<u>% Spent Year to Date</u>	<u>August Expenditures</u>	<u>Description</u>
Title IV - 21st Century	65,000.0	46,632.0	71.7%	46,632.0	Competitive
Bilingual Education	61,581.2	61,581.2	100.0%	61,581.2	Mandated Categorical
Voc Ed - Federal	55,000.0	42,794.3	77.8%	42,794.3	Formula and Competitive - to improve student academic and career skills
Title III - English Language Acq	45,000.0	29,097.0	64.7%	29,097.0	Grant
Vocational Education - State	38,062.1	38,059.0	100.0%	38,059.0	Formula
IDEA Preschool	25,000.0	16,051.3	64.2%	16,051.3	Formula - special education, 3-5 year-olds
Driver Education	17,500.0	17,500.0	100.0%	17,500.0	Reimbursement
State Free Lunch and Breakfast	14,300.0	14,300.0	100.0%	14,300.0	Mandated Categorical - Reimbursement
Title II Math/Science Partnerships	14,000.0	4,527.0	32.3%	4,527.0	Formula
Orphanage Tuition	13,000.0	11,610.3	89.3%	11,610.3	Reimbursement to school districts for children residing in orphanages
ROE Salaries	12,025.0	11,037.3	91.8%	11,037.3	Salaries for ROE's
Truant/Dropout/Optional Education	12,000.0	11,964.2	99.7%	11,964.2	Competitive - at-risk students/dropout prevention
Race to the Top	11,197.8	6,008.5	53.7%	6,008.5	Grants to LEA's
Spec Ed Summer School	10,100.0	10,100.0	100.0%	10,100.0	Formula - Special ed students enrolled in summer sessions
East St. Louis Sch Dist 189	9,000.0	9,000.0	100.0%	9,000.0	Grant to East St. Louis Sch Dist 189
Charter Schools - Federal	9,000.0	0.0	0.0%	0.0	Competitive
Alternative Ed/Reg Safe Schools	6,539.3	6,539.3	100.0%	6,539.3	Formula
Technology Literacy	5,000.0	1,313.6	26.3%	1,313.6	Competitive and non-competitive grants to school districts
McKinney Homeless Ed	5,000.0	2,649.0	53.0%	2,649.0	Competitive grants to school districts
School Tech. Rev. Loan	5,000.0	1,181.6	23.6%	1,181.6	Loans to schools to implement technology
Congressional Earmarks	4,920.5	0.0	0.0%	0.0	Grants
IDEA Improvement Part D	4,000.0	1,540.9	38.5%	1,540.9	Reimbursement
Philip Rock Center	3,577.8	3,577.8	100.0%	3,577.8	Targeted Initiative
Advanced Placement Fee	3,000.0	1,731.7	57.7%	1,731.7	Fee reimbursement for Adv Placement Exam and Int'l Baccalaureate exam
Reorg Incentive Feasibility Stdy	2,805.0	2,704.7	96.4%	2,704.7	Grants
After School Matters	2,500.0	2,500.0	100.0%	2,500.0	Grant to After School Matters
ROE - School Services	2,225.1	2,225.1	100.0%	2,225.1	Formula - ROE Operations
Title VI-Flex. & Acct Rural Education	2,000.0	1,125.3	56.3%	1,125.3	Grants to school districts
ONPAR	2,000.0	0.0	0.0%	0.0	Grant
Standards Assessment & Acct	1,834.8	1,834.8	0.0%	1,834.8	Grants for K-6 Arts, Learn Improve, Learning Standards, Student/Teacher Assessment
Agriculture Education	1,800.0	1,797.6	99.9%	1,797.6	Grants to school districts
Technology for Success -State	1,777.0	1,776.3	100.0%	1,776.3	Grants
Mat'ls for the Visually Impaired	1,421.1	1,421.1	100.0%	1,421.1	Targeted Init. - with The Chicago Lighthouse for People who are Blind or Visually Impaired
Temporary Relocation	1,400.0	0.0	0.0%	0.0	Formula grants for school emergency relocation
Teach America	1,225.0	1,225.0	100.0%	1,225.0	Grant to Teach for America-Chicago
Lowest Performing Schools	1,002.8	1,002.8	100.0%	1,002.8	Grants to lowest performing schools
Nat'l Board Certification	1,000.0	571.3	57.1%	571.3	Grants
IL Coalition IM/RF Parent Mentor	1,000.0	1,000.0	100.0%	1,000.0	Grant to the Illions Coalition Immigrant and Refugee Rights Parent Mentor Program
Emergency Financial Assistance	1,000.0	67.1	6.7%	67.1	Formula and loans to school districts
Recording - Blind and Dyslexic	816.6	816.6	100.0%	816.6	Grant to increase achievement of students with visual impairments
Longitudinal Data System - DOE	685.0	0.0	0.0%	0.0	Grants
Advanced Placement Classes/State	527.0	527.0	100.0%	527.0	Grants
Arts & Foreign Language	500.0	495.5	99.1%	495.5	Grants
Learn & Serve America	500.0	175.2	0.0%	175.2	Competitive grants
Title IV - Safe and Drug Free	500.0	18.7	3.7%	18.7	Formula
IDEA - Bellefaire	500.0	452.7	90.5%	452.7	Grants to legislated school districts for reimbursement of excess cost
Deaf/Blind	500.0	353.9	70.8%	353.9	Grant to Philip J. Rock Center
Striving Readers	499.1	0.0	0.0%	0.0	Grants

	<u>Funded Amount</u>	<u>Expended Year to Date</u>	<u>% Spent Year to Date</u>	<u>August Expenditures</u>	<u>Description</u>
Children's Mental Health Partner	300.0	300.0	100.0%	300.0	Grants
Tax Equivalent Grants	222.6	222.6	100.0%	222.6	Grants
After School Rescue Fund	200.0	0.0	0.0%	0.0	Grants to Schools for After School Programs
Autism Training & Tech Assist.	100.0	100.0	100.0%	100.0	Grants to the IL Autism Training & Tech Assistance Program
Voc Ed - Federal Tech Prep	100.0	0.0	0.0%	0.0	Grants - assists students in achieving learning/occupational skills standards
Technology Literacy - ARRA	100.0	0.0	0.0%	0.0	Competitive - federal Stimulus
ROE Bus Driver Training	70.0	70.0	100.0%	70.0	ROE Bus Driver Training
Charter Schools-Rev Loan Fund	20.0	0.0	0.0%	0.0	Other/Repayment of loans
Teachers/Admin. Mentoring	0.0	0.0	0.0%	0.0	Grants
Principal Mentoring Program	0.0	0.0	0.0%	0.0	Grants

ILLINOIS STATE BOARD OF EDUCATION
Comparative Statement of Expenditures to Date (August 31, 2013)
Fiscal Years 2013 and 2012

	FY13				FY12			
	Appropriation Amount	Expenditures to Date (Direct)	Federal Indirect Cost Recovery Expenditures	Percentage to Date	Appropriation Amount	Expenditures to Date (Direct)	Federal Indirect Cost Recovery Expenditures	Percentage to Date
All Funds								
Personal Services and Related Expenditures	\$ 49,371,790	\$ 35,021,818	\$ 1,358,690	73.69%	\$ 48,993,447	\$ 36,299,259	\$ 2,039,247	74.09%
Contractual Services	32,478,482	14,843,524	952,982	48.64%	29,269,040	14,149,832	559,040	48.34%
Travel	2,351,864	1,023,613	45,614	45.46%	2,282,921	956,103	20,471	41.88%
Commodities	538,101	142,975	56,801	37.13%	515,955	103,172	34,655	20.00%
Printing	592,564	57,697	29,864	14.78%	549,060	27,515	21,360	5.01%
Equipment	1,350,147	283,134	217,947	37.11%	1,036,775	681,437	113,575	65.73%
Telecommunications	978,503	270,515	179,503	45.99%	907,527	329,619	114,727	36.32%
Operation of Automotive Equipment	25,333	23,552	1,533	92.97%	23,800	18,423	-	77.41%
Lump Sums	74,992,566	45,229,157	-	60.31%	69,232,426	40,316,976	-	58.23%
Sub-total	162,679,352	96,895,987	2,842,936	61.31%	152,810,951	92,882,336	2,903,075	60.78%
Awards and Grants	9,450,543,783	8,627,356,620	-	91.29%	10,363,322,454	8,852,538,382	-	85.42%
Construction Grants	109,125,824	16,788,386	-	15.38%	-	17,334,141	-	0.00%
Total All Funds	\$ 9,722,348,959	\$ 8,741,040,993	\$ 2,842,936	89.94%	\$ 10,516,133,405	\$ 8,962,754,859	\$ 2,903,075	85.23%
General Revenue Fund								
Personal Services and Related Expenditures	\$ 16,745,700	\$ 16,674,660	\$ -	99.58%	\$ 16,755,700	\$ 16,681,670	\$ -	99.56%
Contractual Services	6,000,000	5,648,621	-	94.14%	4,500,000	3,765,879	-	83.69%
Travel	276,250	200,506	-	72.58%	232,450	171,821	-	73.92%
Commodities	71,300	53,144	-	74.54%	71,300	53,500	-	75.04%
Printing	64,700	11,482	-	17.75%	29,700	7,546	-	25.41%
Equipment	132,200	116,213	-	87.91%	207,200	202,277	-	97.62%
Telecommunications	340,000	270,515	-	79.56%	333,800	329,619	-	98.75%
Operation of Automotive Equipment	23,800	23,552	-	98.96%	23,800	18,423	-	77.41%
Lump Sums	30,246,302	29,668,067	-	98.09%	26,946,301	22,699,684	-	84.24%
Sub-total	53,900,252	52,666,761	-	97.71%	49,100,251	43,930,419	-	89.47%
Awards and Grants	2,209,146,283	2,199,545,271	-	99.57%	2,562,813,265	2,560,381,900	-	99.91%
Total General Revenue Fund	\$ 2,263,046,535	\$ 2,252,212,033	\$ -	99.52%	\$ 2,611,913,516	\$ 2,604,312,319	\$ -	99.71%
Other State Funds								
Personal Services and Related Expenditures	-	-	-	0.00%	822,400	447,163	-	-
Lump Sums	23,808,900	4,688,577	-	19.69%	21,408,900	4,130,910	-	19.30%
Sub-total	23,808,900	4,688,577	-	19.69%	22,231,300	4,578,073	-	20.59%
Awards and Grants	4,323,697,500	4,316,538,441	-	99.83%	4,208,154,189	4,168,909,122	-	99.07%
Construction Grants	109,125,824	16,788,386	-	-	101,459,964	17,334,141	-	0.00%
Total Other State Funds	\$ 4,456,632,224	\$ 4,338,015,404	\$ -	97.34%	\$ 4,331,845,453	\$ 4,190,821,336	\$ -	96.74%
Federal Funds								
Personal Services and Related Expenditures	\$ 31,267,400	\$ 18,347,158	\$ -	58.68%	\$ 29,376,100	\$ 19,170,426	\$ -	65.26%
Contractual Services	25,525,500	9,194,903	-	36.02%	24,210,000	10,383,953	-	42.89%
Travel	2,030,000	823,108	-	40.55%	2,030,000	784,282	-	38.63%
Commodities	410,000	89,830	-	21.91%	410,000	49,672	-	12.12%
Printing	498,000	46,215	-	9.28%	498,000	19,969	-	4.01%
Equipment	1,000,000	166,922	-	16.69%	716,000	479,160	-	66.92%
Telecommunications	459,000	-	-	0.00%	459,000	-	-	0.00%
Lump Sums	23,780,300	13,715,449	-	57.68%	23,780,300	16,389,457	-	68.92%
Sub-total	84,970,200	42,383,585	-	49.88%	81,479,400	47,276,919	-	58.02%
Awards and Grants	2,917,700,000	2,111,272,908	-	72.36%	3,592,355,000	2,123,247,360	-	59.10%
Total Federal Funds	\$ 3,002,670,200	\$ 2,153,656,493	\$ -	71.72%	\$ 3,673,834,400	\$ 2,170,524,279	\$ -	59.08%

ILLINOIS STATE BOARD OF EDUCATION
Comparative Statement of Expenditures to Date (August 31, 2013)
Fiscal Years 2014 and 2013

	FY14				FY13			
	Appropriation Amount	Expenditures to Date (Direct)	Federal Indirect Cost Recovery Expenditures	Percentage to Date	Appropriation Amount	Expenditures to Date (Direct)	Federal Indirect Cost Recovery Expenditures	Percentage to Date
All Funds								
Personal Services and Related Expenditures	\$ 48,480,300	\$ 5,826,147	\$ -	12.02%	\$ 48,138,783	\$ 6,033,755	\$ 125,683	12.53%
Contractual Services	32,921,580	1,119,580	396,080	4.60%	31,705,042	1,013,316	179,542	3.20%
Travel	2,197,167	94,572	847	4.34%	2,203,490	106,942	7,240	4.85%
Commodities	481,890	9,568	590	2.11%	482,988	3,503	1,688	0.73%
Printing	562,700	180	-	0.03%	562,700	17	-	0.00%
Equipment	1,247,772	1,070	115,572	9.35%	1,132,200	254	-	0.02%
Telecommunications	945,074	-	36,074	3.82%	909,000	31	-	0.00%
Operation of Automotive Equipment	25,333	1,632	1,533	6.44%	23,800	-	-	0.00%
Lump Sums	110,584,806	4,815,474	-	4.35%	77,221,349	1,743,213	-	2.26%
Sub-total	197,446,622	11,868,223	550,696	6.29%	162,379,352	8,901,031	314,153	5.48%
Awards and Grants	9,598,858,164	546,715,570	-	5.70%	9,431,543,783	537,584,772	-	5.70%
Construction Grants	67,285,147	8,217,504	-	12.21%	84,125,824	3,052,879	-	0.00%
Total All Funds	\$ 9,863,589,933	\$ 566,801,297	\$ 550,696	5.75%	\$ 9,678,048,959	\$ 549,538,682	\$ 314,153	5.68%

General Revenue Fund

Personal Services and Related Expenditures	\$ 16,272,600	\$ 2,596,917	\$ -	15.96%	\$ 16,745,700	\$ 2,767,980	\$ -	16.53%
Contractual Services	6,000,000	491,704	-	8.20%	6,000,000	440,983	-	7.35%
Travel	166,320	27,323	-	16.43%	166,250	13,399	-	8.06%
Commodities	71,300	1,448	-	2.03%	71,300	829	-	1.16%
Printing	64,700	-	-	0.00%	64,700	-	-	0.00%
Equipment	132,200	1,070	-	0.81%	132,200	126	-	0.10%
Telecommunications	450,000	-	-	0.00%	450,000	31	-	0.01%
Operation of Automotive Equipment	23,800	1,632	-	6.86%	23,800	-	-	0.00%
Lump Sums	28,176,302	3,665,273	-	13.01%	30,246,302	1,111,455	-	3.67%
Sub-total	51,357,222	6,785,367	-	13.21%	53,900,252	4,334,803	-	8.04%
Awards and Grants	2,193,424,904	120,623,126	-	5.50%	2,200,146,283	118,875,171	-	5.40%
Total General Revenue Fund	\$ 2,244,782,126	\$ 127,408,494	\$ -	5.68%	\$ 2,254,046,535	\$ 123,209,974	\$ -	5.47%

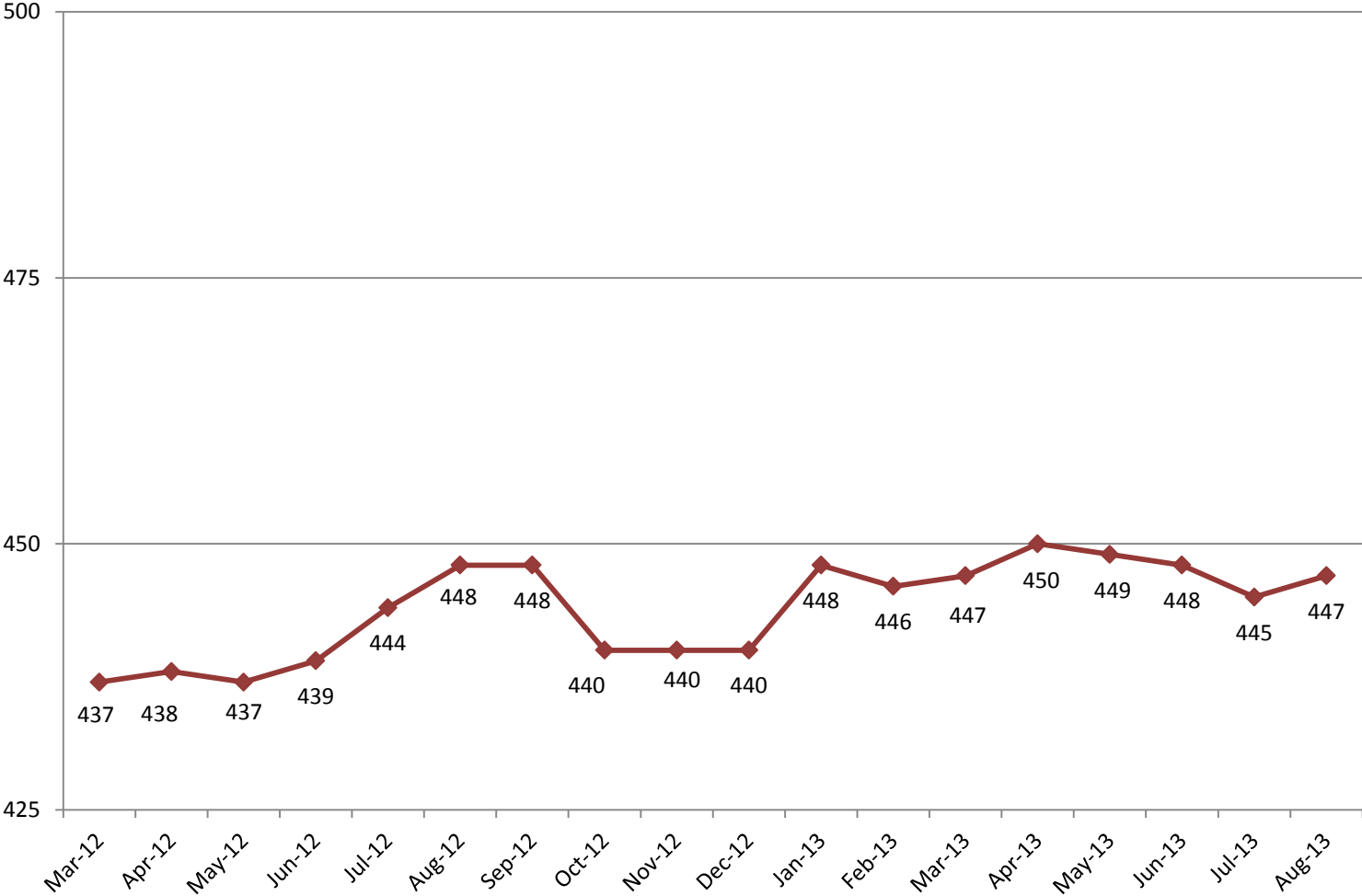
Other State Funds

Lump Sums	\$ 24,178,900	\$ 853,816	\$ -	3.53%	\$ 23,508,900	\$ 446,964	\$ -	1.90%
Sub-total	24,178,900	853,816	-	3.53%	23,508,900	446,964	-	1.90%
Awards and Grants	4,519,933,260	406,617,222	-	9.00%	4,348,697,500	392,842,088	-	9.03%
Construction Grants	67,285,147	8,217,504	-		84,125,824	3,052,879	-	0.00%
Total Other State Funds	\$ 4,611,397,307	\$ 415,688,542	\$ -	9.01%	\$ 4,456,332,224	\$ 396,341,931	\$ -	8.89%

Federal Funds

Personal Services and Related Expenditures	\$ 32,207,700	\$ 3,229,230	\$ -	10.03%	\$ 31,267,400	\$ 3,265,775	\$ -	10.44%
Contractual Services	26,525,500	627,876	-	2.37%	25,525,500	572,333	-	2.24%
Travel	2,030,000	67,249	-	3.31%	2,030,000	93,543	-	4.61%
Commodities	410,000	8,120	-	1.98%	410,000	2,674	-	0.65%
Printing	498,000	180	-	0.04%	498,000	17	-	0.00%
Equipment	1,000,000	-	-	0.00%	1,000,000	128	-	0.01%
Telecommunications	459,000	-	-	0.00%	459,000	-	-	0.00%
Lump Sums	58,780,300	847,082	-	1.44%	23,780,300	498,947	-	2.10%
Sub-total	121,910,500	4,779,736	-	3.92%	84,970,200	4,433,417	-	5.22%
Awards and Grants	2,885,500,000	19,475,222	-	0.67%	2,882,700,000	25,867,513	-	0.90%
Total Federal Funds	\$ 3,007,410,500	\$ 24,254,958	\$ -	0.81%	\$ 2,967,670,200	\$ 30,300,930	\$ -	1.02%

**ILLINOIS STATE BOARD OF EDUCATION
18-MONTH HEADCOUNT HISTORY
(AS OF AUGUST 2013)**

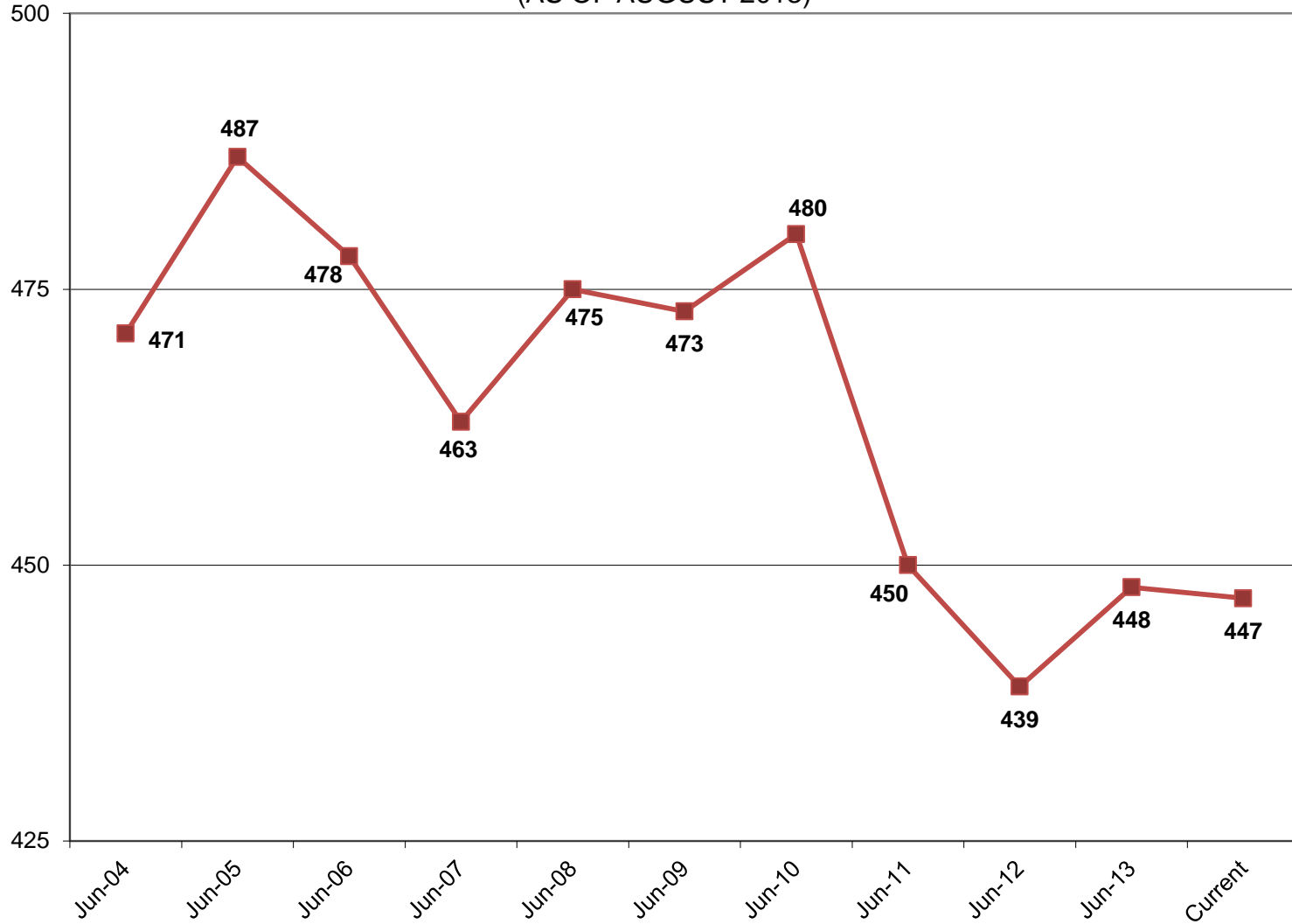


**ILLINOIS STATE BOARD OF EDUCATION
AGENCY STAFF DETAIL AS OF AUGUST 2013**

	Mgmt.	Prof.	Support	GRF	Non-GRF	Total
STATE SUPERINTENDENT						
State Superintendent's Office	<u>1</u>	<u>2</u>	<u>0</u>	<u>3</u>	<u>0</u>	<u>3</u>
Sub-Total	1	2	0	3	0	3
GENERAL COUNSEL						
Legal	4	16	2	18	4	22
Governmental Relations	<u>0</u>	<u>2</u>	<u>0</u>	<u>2</u>	<u>0</u>	<u>2</u>
Sub-Total	4	18	2	20	4	24
DEPUTY SUPERINTENDENT/ DIRECTOR OF PUBLIC INFORMATION						
Center Administration	1	0	1	2	0	2
Board Services	0	1	1	2	0	2
Public Information	<u>1</u>	<u>4</u>	<u>1</u>	<u>5</u>	<u>1</u>	<u>6</u>
Sub-Total	2	5	3	9	1	10
INTERNAL AUDIT						
Center Administration	1	3	1	3	2	5
Federal and State Monitoring	<u>1</u>	<u>17</u>	<u>2</u>	<u>11</u>	<u>9</u>	<u>20</u>
Sub-Total	2	20	3	14	11	25
DEPUTY SUPERINTENDENT/ CHIEF EDUCATION OFFICER						
Center Administration	<u>3</u>	<u>0</u>	<u>1</u>	<u>3</u>	<u>1</u>	<u>4</u>
Sub-Total	3	0	1	3	1	4
INNOVATION AND IMPROVEMENT						
Center Administration	1	0	1	1	1	2
College and Career Readiness	1	13	1	7	8	15
Title Grant Administration	1	13	3	2	15	17
System of Support & District Intervention	<u>1</u>	<u>4</u>	<u>2</u>	<u>0</u>	<u>7</u>	<u>7</u>
Sub-Total	4	30	7	10	31	41
SPECIALIZED INSTRUCTION, NUTRITION & WELLNESS						
Center Administration	1	0	1	0	2	2
Special Education Services	2	54	7	7	56	63
Nutrition and Wellness Programs	<u>1</u>	<u>35</u>	<u>3</u>	<u>0</u>	<u>39</u>	<u>39</u>
Sub-Total	4	89	11	7	97	104
LANGUAGE & EARLY CHILDHOOD DEVELOPMENT						
Center Administration	1	0	1	2	0	2
Early Childhood	1	8	2	8	3	11
English Language Learning	<u>1</u>	<u>9</u>	<u>1</u>	<u>7</u>	<u>4</u>	<u>11</u>
Sub-Total	3	17	4	17	7	24
DIRECTOR OF ASSESSMENTS						
Assessment	<u>2</u>	<u>12</u>	<u>2</u>	<u>12</u>	<u>4</u>	<u>16</u>
Sub-Total	2	12	2	12	4	16
TEACHER AND LEADER EFFECTIVENESS						
Center Administration	0	0	0	0	0	0
Educator Licensure	1	11	7	2	17	19
Preparation and Evaluation	<u>1</u>	<u>4</u>	<u>3</u>	<u>8</u>	<u>0</u>	<u>8</u>
Sub-Total	2	15	10	10	17	27

	Mgmt.	Prof.	Support	GRF	Non-GRF	Total
CHIEF OPERATING OFFICER						
Center Administration	1	0	1	2	0	2
Human Resources	2	5	5	10	2	12
Facility Management	1	3	12	15	1	16
Information Technology	<u>4</u>	<u>49</u>	<u>4</u>	<u>49</u>	<u>8</u>	<u>57</u>
Sub-Total	8	57	22	76	11	87
CHIEF PERFORMANCE OFFICER						
Center Administration	3	4	2	6	3	9
Data Analysis and Accountability	<u>1</u>	<u>5</u>	<u>1</u>	<u>4</u>	<u>3</u>	<u>7</u>
Sub-Total	4	9	3	10	6	16
CHIEF FINANCIAL OFFICER						
Center Administration	1	1	1	3	0	3
Budget & Financial Management	1	2	0	2	1	3
Fiscal & Procurement Services	1	10	3	13	1	14
Funding and Disbursements	2	19	7	13	15	28
School Business Services	<u>2</u>	<u>13</u>	<u>3</u>	<u>17</u>	<u>1</u>	<u>18</u>
Sub-Total	7	45	14	48	18	66
GRAND TOTAL, ALL CENTERS	46	319	82	239	208	447
	10%	71%	18%	53%	47%	100%

ILLINOIS STATE BOARD OF EDUCATION
10-yr HEADCOUNT HISTORY
(AS OF AUGUST 2013)



**Illinois State Board of Education
 Contract Awards
 August 1, 2013 through August 31, 2013**

Vendor	Illinois Procurement Bulletin Award Notice Date	Type of Award	Term	Contract Term Amount
Capitol Strategies consulting	8/20/2013	Contract Award Notice	upon execution-6/30/14	\$ 155,376.00
MSF&W	8/22/2013	Contract Renewal	9/14/13-6/30/14	\$ 50,000.00
Champaign-Ford ROE #9	n/a	Intergovernmental Agreement	8/28/13-6/30/14	\$ 500,000.00
Illinois State University	n/a	Intergovernmental Agreement Renewal	9/01/13-6/30/14	\$ 298,000.00
Harte Hanks	n/a	Contract Amendment	8/28/13-6/30/14	\$ -
EAST COLOMA-NELSON CONS ELEM	n/a	Grant	8/13/13-6/30/14	\$ 50,000.00

Description

To provide a programmer/analyst on a time-and-materials basis to assist in the development and support of the Entity Profile System.

Renewal 1 of 1 to provide maintenance on the installation of the Sharepoint system.

Provide quality curriculum units, lessons and assessments for grade 6-12 focusing for civics/history/ELA teachers on the topics of civil liberties and habeas corpus using digital archives and oral history for the Joseph Smith Project for the Abraham Lincoln Presidential Library and Museum.

Renewal to continue the coordination of work to support of the National Board of Professional Teaching Standards to serve schools.

For the purpose of reconciling costs for the state fiscal year 2013 and reallocating \$134,540.96 into state fiscal year 2014.

School Maintenance Grant

**ILLINOIS STATE BOARD OF EDUCATION
FUNDING AND DISBURSEMENT SERVICES DIVISION
100 NORTH FIRST STREET, SPRINGFIELD, IL 62777**

Approved Grants Less Than 1 Million

Thru Date:(08/01/2013-08/31/2013)

Program: 2013 - 3220, Career & Technical Ed Improvement (CTEI)

<u>RCDT</u>	<u>District Name</u>	<u>City</u>	<u>Budget Amt</u>	<u>Approval Date</u>
02-002-7480-45(00)	FIVE-COUNTY REG VOC SYST-EFE	TAMMS	\$426,223	08/06/2013
12-000-0000-46(00)	TWIN RIVERS REG VOC SYSTEM	ROBINSON	\$214,217	08/01/2013
20-000-0000-46(00)	OHIO & WABASH VALLEY REG SYS	NORRIS CITY	\$490,154	08/09/2013
21-000-0000-46(00)	FRANKLIN COUNTY REG SYST-EFE	BENTON	\$259,174	08/06/2013
26-000-0000-46(00)	WESTERN AREA CAREER SYSTEM	MACOMB	\$448,618	08/07/2013
31-045-0460-46(00)	NORTHERN KANE VOC SYSTEM-EFE	ELGIN	\$923,999	08/02/2013
35-050-7200-45(00)	STARVED ROCK FOR VOC TECHNIC	PERU	\$622,337	08/02/2013
40-000-0000-46(00)	CENTRAL ILLINOIS RURAL REGION	JERSEYVILLE	\$329,844	08/12/2013
45-000-0000-46(00)	OKAW REGIONAL VOC SYSTEM-EFE	CHESTER	\$408,548	08/05/2013
48-000-0000-46(00)	PEORIA EDUCATIONAL REGN-EFE	PEORIA	\$416,842	08/02/2013
49-081-0300-46(00)	QUAD CITY CAREER AND TECH ED CO	EAST MOLINE	\$860,696	08/02/2013
55-098-0050-46(00)	WHITESIDE-EFE 230	STERLING	\$613,171	08/06/2013
			\$6,013,823	

Program: 2013 - 3235, Agriculture Education

<u>RCDT</u>	<u>District Name</u>	<u>City</u>	<u>Budget Amt</u>	<u>Approval Date</u>
17-064-5450-51(01)	ILLINOIS STATE UNIVERSITY	NORMAL	\$14,000	08/13/2013
			\$14,000	

Program: 2013 - 3305, Bilingual Ed. - T.P.I. & T.B.E.

<u>RCDT</u>	<u>District Name</u>	<u>City</u>	<u>Budget Amt</u>	<u>Approval Date</u>
31-045-1010-22(00)	BATAVIA USD 101	BATAVIA	\$82,060	08/06/2013
31-045-3040-26(00)	GENEVA CUSD 304	GENEVA	\$20,044	08/06/2013
34-049-0380-02(00)	BIG HOLLOW SD 38	INGLESIDE	\$13,674	08/06/2013
34-049-0790-02(00)	FREMONT SD 79	MUNDELEIN	\$87,154	08/05/2013
34-049-0950-26(00)	COMMUNITY UNIT SCHOOL DIST 95	LAKE ZURICH	\$62,958	08/06/2013
56-099-030C-04(00)	TROY CCSD 30C	PLAINFIELD	\$116,611	08/21/2013
			\$382,501	

Program: 2013 - 3705, Early Childhood - Block Grant

<u>RCDT</u>	<u>District Name</u>	<u>City</u>	<u>Budget Amt</u>	<u>Approval Date</u>
15-016-562P-00(01)	HENRY BOOTH HOUSE	CHICAGO	\$163,211	08/06/2013
30-039-1860-26(01)	COUNTY OF JACKSON	MURPHYSBORO	\$812,289	08/01/2013
49-000-0000-00(01)	REGIONAL OFFICE OF EDUCATION49	MOLINE	\$228,946	08/15/2013
			\$1,204,446	

Program: 2013 - 3961, Advanced Placement Classes-State Grant

<u>RCDT</u>	<u>District Name</u>	<u>City</u>	<u>Budget Amt</u>	<u>Approval Date</u>
04-101-2050-25(00)	SCHOOL DIST 205 BOARD OF	ROCKFORD	\$50,000	08/05/2013
06-016-2090-17(00)	PROVISO TWP HSD 209	FOREST PARK	\$49,374	08/05/2013
49-081-0410-25(00)	ROCK ISLAND SD 41	ROCK ISLAND	\$50,000	08/05/2013
50-082-1890-22(00)	BOARD OF EDUCATION SD 189	EAST ST LOUIS	\$50,000	08/05/2013
51-084-1860-25(00)	SPRINGFIELD SD 186	SPRINGFIELD	\$50,000	08/05/2013
56-099-2040-17(00)	JOLIET TWP HSD 204	JOLIET	\$46,499	08/05/2013
			\$295,873	

Program: 2013 - 4107, Title VI - Rural Education Initiative

<u>RCDT</u>	<u>District Name</u>	<u>City</u>	<u>Budget Amt</u>	<u>Approval Date</u>
-------------	----------------------	-------------	-------------------	----------------------

**ILLINOIS STATE BOARD OF EDUCATION
FUNDING AND DISBURSEMENT SERVICES DIVISION
100 NORTH FIRST STREET, SPRINGFIELD, IL 62777**

Approved Grants Less Than 1 Million

Thru Date:(08/01/2013-08/31/2013)

26-062-1030-26(00)	WEST PRAIRIE CUSD 103	COLCHESTER	\$12,392	08/28/2013
26-062-1850-26(00)	MACOMB CUSD 185	MACOMB	\$36,461	08/26/2013
38-060-1890-26(00)	ILLINI CENTRAL SCHOOL DIST 189	MASON CITY	\$16,489	08/05/2013
			\$65,342	

Program: 2013 - 4300, Title I - Low Income

<u>RCDT</u>	<u>District Name</u>	<u>City</u>	<u>Budget Amt</u>	<u>Approval Date</u>
02-044-1330-17(00)	VIENNA HSD 133	VIENNA	\$92,866	08/05/2013
05-016-2020-17(00)	EVANSTON TWP H S DIST 202	EVANSTON	\$328,280	08/09/2013
06-016-0810-02(00)	SCHILLER PARK SD 81	SCHILLER PARK	\$339,227	08/27/2013
07-016-1330-02(00)	COOK COUNTY SCHOOL DISTRICT 133	RIVERDALE	\$487,133	08/26/2013
07-016-1525-02(00)	HAZEL CREST SD 152-5	HAZEL CREST	\$616,118	08/07/2013
07-016-1560-02(00)	COOK COUNTY SD 156	CALUMET CITY	\$523,437	08/02/2013
07-016-1580-02(00)	LANSING SD 158	LANSING	\$690,047	08/26/2013
07-016-1680-04(00)	COOK COUNTY SCHOOL DIST 168	SAUK VILLAGE	\$825,620	08/06/2013
07-016-2270-17(00)	RICH TWP HSD 227	MATTESON	\$748,571	08/07/2013
16-019-4240-26(00)	GENOA KINGSTON CUSD 424	GENOA	\$217,518	08/06/2013
19-022-0160-02(00)	QUEEN BEE SD 16	GLENDALE HTS	\$267,877	08/01/2013
19-022-0880-16(00)	DUPAGE HSD 88	ADDISON	\$555,454	08/06/2013
19-022-1800-04(00)	COMM CONS SCH DIST 180	BURR RIDGE	\$207,341	08/06/2013
19-022-1810-04(00)	COMM CONS SCH DIST 181	BURR RIDGE	\$201,701	08/01/2013
19-022-2010-26(00)	COMMUNITY UNIT SCHOOL DIST 201	WESTMONT	\$177,788	08/01/2013
19-022-2040-26(00)	INDIAN PRAIRIE 204	NAPERVILLE	\$927,472	08/28/2013
21-028-0470-04(00)	BENTON CCSD 47	BENTON	\$526,911	08/05/2013
21-100-0030-26(00)	COMMUNITY UNIT DISTRICT NO 3	MARION	\$69,955	08/16/2013
24-047-1150-26(00)	YORKVILLE CUSD 115	YORKVILLE	\$307,976	08/23/2013
25-041-2050-16(00)	WOODLAWN CHSD 205	WOODLAWN	\$42,474	08/23/2013
32-046-2590-04(00)	PEMBROKE CCSD 259	HOPKINS PARK	\$427,952	08/02/2013
34-049-0060-02(00)	ZION ESD 6	ZION	\$933,864	08/07/2013
34-049-0700-02(00)	LIBERTYVILLE SD 70	LIBERTYVILLE	\$212,920	08/14/2013
40-031-0010-26(00)	CARROLLTON CUSD 1	CARROLLTON	\$215,552	08/29/2013
40-056-0070-26(00)	GILLESPIE CUSD 7	GILLESPIE	\$320,164	08/05/2013
41-057-0080-26(00)	BETHALTO CUSD 8	BETHALTO	\$740,108	08/05/2013
47-071-2230-26(00)	MERIDIAN CUSD 223	STILLMAN VALLE	\$170,227	08/26/2013
50-082-0770-16(00)	FREEBURG CHSD 77	FREEBURG	\$45,430	08/06/2013
54-092-0040-26(00)	GEORGETOWN-RIDGE FARM CUSD 4	GEORGETOWN	\$490,073	08/05/2013
			\$11,710,056	

Program: 2013 - 4331, Title I - School Improvement & Accountability

<u>RCDT</u>	<u>District Name</u>	<u>City</u>	<u>Budget Amt</u>	<u>Approval Date</u>
65-108-0175-51(SS)	ILLINOIS ASSN OF SCHOOL BOARDS	SPRINGFIELD	\$0	08/22/2013
			\$0	

Program: 2013 - 4340, Title I - Migrant Education

<u>RCDT</u>	<u>District Name</u>	<u>City</u>	<u>Budget Amt</u>	<u>Approval Date</u>
09-010-1370-02(01)	RANTOUL CITY SD 137	RANTOUL	\$184,359	08/06/2013
15-016-5050-51(01)	ILLINOIS MIGRANT COUNCIL	CHICAGO	\$95,637	08/14/2013
32-046-1110-25(01)	KANKAKEE SD 111	KANKAKEE	\$95,716	08/06/2013
46-009-0150-26(01)	BEARDSTOWN CUSD 15	BEARDSTOWN	\$175,990	08/14/2013
			\$551,702	

**ILLINOIS STATE BOARD OF EDUCATION
FUNDING AND DISBURSEMENT SERVICES DIVISION
100 NORTH FIRST STREET, SPRINGFIELD, IL 62777**

Approved Grants Less Than 1 Million

Thru Date:(08/01/2013-08/31/2013)

Program: 2013 - 4421, Title IV - 21st Century Comm Learning Centers

<u>RCDT</u>	<u>District Name</u>	<u>City</u>	<u>Budget Amt</u>	<u>Approval Date</u>
07-016-2150-17(13)	THORNTON FRACTIONALTHSD 215	CALUMET CITY	\$134,000	08/30/2013
09-000-0000-00(10)	REGIONAL OFFICE OF EDUCATION09	RANTOUL	\$134,042	08/06/2013
09-000-0000-00(12)	REGIONAL OFFICE OF EDUCATION09	RANTOUL	\$149,879	08/06/2013
15-016-191P-00(13)	METROPOLITAN FAMILY SERVICES	CHICAGO	\$424,067	08/09/2013
15-016-2990-25(23)	CITY OF CHICAGO SD 299	CHICAGO	\$405,000	08/21/2013
34-049-020P-00(13)	NICASA NFP	ROUND LAKE	\$127,808	08/06/2013
50-082-1890-22(13)	BOARD OF EDUCATION SD 189	EAST ST LOUIS	\$551,250	08/20/2013
56-099-201U-26(10)	CRETE-MONEE SD 201-U	CRETE	\$135,000	08/21/2013
65-108-1220-51(13)	YOUTH ORGNS UMBRELLA INC	EVANSTON	\$150,000	08/06/2013
65-108-1220-51(31)	YOUTH ORGNS UMBRELLA INC	EVANSTON	\$150,000	08/06/2013
65-108-1220-51(32)	YOUTH ORGNS UMBRELLA INC	EVANSTON	\$120,000	08/06/2013
65-108-1580-51(09)	DRIVEN AND EMPOWERED YOUTH INC	CHICAGO	\$281,250	08/21/2013
65-108-1580-51(21)	DRIVEN AND EMPOWERED YOUTH INC	CHICAGO	\$217,933	08/27/2013
65-108-1580-51(22)	DRIVEN AND EMPOWERED YOUTH INC	CHICAGO	\$150,000	08/21/2013
65-108-1665-51(10)	THE BRIGHTON	CHICAGO	\$135,000	08/21/2013
65-108-1665-51(12)	THE BRIGHTON	CHICAGO	\$300,000	08/21/2013
65-108-1670-51(10)	WINDOWS OF OPPORTUNITY INC	CHICAGO	\$135,000	08/21/2013
65-108-9765-51(10)	PROJECT SUCCESS OF VERMILION	DANVILLE	\$183,975	08/21/2013
65-108-9825-51(13)	CENTRAL STATES SER	CHICAGO	\$300,000	08/30/2013
			\$4,184,204	

Program: 2013 - 4635, Fed. - Sp. Ed. - Title VIC - Deaf/Blind

<u>RCDT</u>	<u>District Name</u>	<u>City</u>	<u>Budget Amt</u>	<u>Approval Date</u>
19-022-0200-63(00)	PHILLIP J ROCK CENTER AND SC	GLEN ELLYN	\$335,444	08/14/2013
			\$335,444	

Program: 2013 - 4745, CTE - Perkins - Secondary

<u>RCDT</u>	<u>District Name</u>	<u>City</u>	<u>Budget Amt</u>	<u>Approval Date</u>
01-001-1720-46(00)	WEST CENTRAL REGION - EFE 24	QUINCY	\$138,474	08/02/2013
			\$138,474	

Program: 2013 - 4905, Title III - Immigrant Education Program (IEP)

<u>RCDT</u>	<u>District Name</u>	<u>City</u>	<u>Budget Amt</u>	<u>Approval Date</u>
05-016-0735-02(00)	SKOKIE SD 73-5	SKOKIE	\$4,050	08/22/2013
49-081-0370-02(00)	EAST MOLINE SD 37	EAST MOLINE	\$13,650	08/05/2013
			\$17,700	

Program: 2013 - 4909, Title III - Lang Inst Prog-Limited Eng LIPLEP

<u>RCDT</u>	<u>District Name</u>	<u>City</u>	<u>Budget Amt</u>	<u>Approval Date</u>
05-016-0540-04(00)	SCHAUMBURG CCSD 54	SCHAUMBURG	\$350,796	08/09/2013
06-016-0830-02(00)	COOK CNTY BD EDUCATION 083	FRANKLIN PARK	\$178,109	08/21/2013
16-019-4270-26(00)	SYCAMORE CUSD 427	SYCAMORE	\$20,098	08/19/2013
17-064-0050-26(00)	MCLEAN COUNTY UD 5	NORMAL	\$39,717	08/09/2013
19-022-0860-17(00)	HINSDALE DIST 86	HINSDALE	\$19,830	08/06/2013
32-046-1110-25(00)	KANKAKEE SD 111	KANKAKEE	\$95,214	08/05/2013
34-049-0730-04(00)	HAWTHORN CCSD 73	VERNON HILLS	\$45,078	08/27/2013
34-049-0790-02(00)	FREMONT SD 79	MUNDELEIN	\$32,964	08/05/2013
34-049-1120-02(00)	NORTH SHORE SD 112	HIGHLAND PARK	\$107,420	08/05/2013

**ILLINOIS STATE BOARD OF EDUCATION
FUNDING AND DISBURSEMENT SERVICES DIVISION
100 NORTH FIRST STREET, SPRINGFIELD, IL 62777**

Approved Grants Less Than 1 Million

Thru Date:(08/01/2013-08/31/2013)

34-049-1870-26(00)	NORTH CHICAGO SD 187	NORTH CHICAG	\$183,098	08/05/2013
34-049-2200-26(00)	COMMUNITY UNIT SCH DIST 220	BARRINGTON	\$160,913	08/15/2013
49-081-0370-02(00)	EAST MOLINE SD 37	EAST MOLINE	\$104,459	08/06/2013
56-099-030C-04(00)	TROY CCSD 30C	PLAINFIELD	\$42,804	08/21/2013
			\$1,380,500	

Program: 2013 - 4932, Title II - Teacher Quality

<u>RCDT</u>	<u>District Name</u>	<u>City</u>	<u>Budget Amt</u>	<u>Approval Date</u>
01-001-1720-22(00)	QUINCY SD 172	QUINCY	\$409,789	08/07/2013
02-044-1330-17(00)	VIENNA HSD 133	VIENNA	\$18,112	08/05/2013
05-016-0210-04(00)	WHEELING C C SCHOOL DIST 21	WHEELING	\$243,414	08/05/2013
05-016-0540-04(00)	SCHAUMBURG CCSD 54	SCHAUMBURG	\$296,498	08/23/2013
05-016-2020-17(00)	EVANSTON TWP H S DIST 202	EVANSTON	\$94,222	08/09/2013
06-016-0810-02(00)	SCHILLER PARK SD 81	SCHILLER PARK	\$51,226	08/27/2013
06-016-0980-02(00)	COUNTY OF COOK SCHOOL DIST 98	BERWYN	\$99,025	08/05/2013
06-016-1000-02(00)	BOARD OF EDUCATION SD 100	BERWYN	\$105,689	08/15/2013
06-016-2090-17(00)	PROVISO TWP HSD 209	FOREST PARK	\$178,222	08/07/2013
07-016-1330-02(00)	COOK COUNTY SCHOOL DISTRICT 133	RIVERDALE	\$55,657	08/26/2013
07-016-1440-02(00)	PRAIRIE-HILLS ELEM SD 144	MARKHAM	\$139,708	08/29/2013
07-016-1480-02(00)	BOARD OF EDUC SCHOOL DIST 148	RIVERDALE	\$217,010	08/01/2013
07-016-1525-02(00)	HAZEL CREST SD 152-5	HAZEL CREST	\$108,957	08/07/2013
07-016-1560-02(00)	COOK COUNTY SD 156	CALUMET CITY	\$62,241	08/02/2013
07-016-1580-02(00)	LANSING SD 158	LANSING	\$80,855	08/26/2013
07-016-1680-04(00)	COOK COUNTY SCHOOL DIST 168	SAUK VILLAGE	\$58,652	08/06/2013
07-016-2270-17(00)	RICH TWP HSD 227	MATTESON	\$83,009	08/07/2013
16-019-4240-26(00)	GENOA KINGSTON CUSD 424	GENOA	\$34,925	08/08/2013
19-022-0160-02(00)	QUEEN BEE SD 16	GLENDALE HTS	\$40,506	08/01/2013
19-022-2010-26(00)	COMMUNITY UNIT SCHOOL DIST 201	WESTMONT	\$62,465	08/01/2013
19-022-2040-26(00)	INDIAN PRAIRIE 204	NAPERVILLE	\$482,240	08/28/2013
32-046-2590-04(00)	PEMBROKE CCSD 259	HOPKINS PARK	\$95,679	08/02/2013
34-049-0700-02(00)	LIBERTYVILLE SD 70	LIBERTYVILLE	\$66,290	08/14/2013
40-031-0010-26(00)	CARROLLTON CUSD 1	CARROLLTON	\$45,234	08/29/2013
50-082-0770-16(00)	FREEBURG CHSD 77	FREEBURG	\$8,722	08/06/2013
			\$3,138,347	

Program: 2013 - 4935, Title II - Teacher Quality - Leadership Grant

<u>RCDT</u>	<u>District Name</u>	<u>City</u>	<u>Budget Amt</u>	<u>Approval Date</u>
04-000-0000-00(02)	REGIONAL OFFICE OF EDUCATION04	LOVES PARK	\$17,142	08/07/2013
06-000-0000-00(02)	INTERMEDIATE SERVICE CENTER 2	LA GRANGE	\$93,645	08/01/2013
10-000-0000-00(02)	REGIONAL OFFICE OF EDUCATION10	TAYLORVILLE	\$3,675	08/07/2013
15-016-2990-25(02)	CITY OF CHICAGO SD 299	CHICAGO	\$132,182	08/13/2013
19-000-0000-00(02)	REGIONAL OFFICE OF EDUCATION19	WHEATON	\$65,205	08/23/2013
24-000-0000-00(02)	REGIONAL OFFICE OF EDUCATION24	MORRIS	\$12,500	08/01/2013
40-000-0000-00(02)	REGIONAL OFFICE OF EDUCATION40	CARLINVILLE	\$4,335	08/07/2013
43-000-0000-00(02)	REGIONAL OFFICE OF EDUCATION43	WASHBURN	\$3,675	08/23/2013
44-000-0000-00(02)	REGIONAL OFFICE OF EDUCATION44	WOODSTOCK	\$17,100	08/13/2013
53-000-0000-00(02)	REGIONAL OFFICE OF EDUCATION53	PEKIN	\$5,095	08/29/2013
			\$354,554	

Program: 2013 - 4936, Mathematics and Science Partnerships

ILLINOIS STATE BOARD OF EDUCATION
FUNDING AND DISBURSEMENT SERVICES DIVISION
100 NORTH FIRST STREET, SPRINGFIELD, IL 62777

Approved Grants Less Than 1 Million

Thru Date:(08/01/2013-08/31/2013)

<u>RCDT</u>	<u>District Name</u>	<u>City</u>	<u>Budget Amt</u>	<u>Approval Date</u>
17-064-5450-51(80)	ILLINOIS STATE UNIVERSITY	NORMAL	\$50,000	08/16/2013
65-108-5860-51(80)	BRADLEY UNIVERSITY	PEORIA	\$50,000	08/16/2013
65-108-8070-51(20)	AURORA UNIVERSITY	AURORA	\$91,350	08/06/2013
			<hr/> \$191,350 <hr/>	

**ILLINOIS STATE BOARD OF EDUCATION
FUNDING AND DISBURSEMENT SERVICES DIVISION
100 NORTH FIRST STREET, SPRINGFIELD, IL 62777**

Approved Grants Less Than 1 Million

Thru Date:(08/01/2013-08/31/2013)

Program: 2014 - 3220, Career & Technical Ed Improvement (CTEI)

<u>RCDT</u>	<u>District Name</u>	<u>City</u>	<u>Budget Amt</u>	<u>Approval Date</u>
02-002-7480-45(00)	FIVE-COUNTY REG VOC SYST-EFE	TAMMS	\$371,856	08/01/2013
03-026-7410-45(00)	BOND-FAYETTE-EFFINGHAM - EFE	VANDALIA	\$679,458	08/26/2013
06-016-2120-46(00)	DES PLAINES VALLEY EFE 030	RIVER GROVE	\$495,972	08/22/2013
07-016-2180-46(00)	MORAIN AREA CAREER SYST-EFE	OAK LAWN	\$746,882	08/27/2013
07-016-2280-46(00)	CAREER DEVELPMT SYSTEM - EFE	OAK FOREST	\$612,562	08/06/2013
08-000-0000-46(00)	EAGLE RIDGE DELIVERY SYS-EFE	STOCKTON	\$298,251	08/02/2013
09-010-0080-46(00)	CHAMPAIGN-FORD EFE SYSTEM	CHAMPAIGN	\$462,737	08/30/2013
10-068-0030-46(00)	CHRISTIAN-MONTGOMERY SYS-EFE	HILLSBORO	\$243,653	08/15/2013
16-000-0000-46(00)	KISHWAUKEE ED CONSORTIUM-EFE	DE KALB	\$325,316	08/27/2013
17-053-0900-46(00)	LIVINGSTON EAST AREA - EFE 380	PONTIAC	\$300,913	08/27/2013
20-000-0000-46(00)	OHIO & WABASH VALLEY REG SYS	NORRIS CITY	\$468,847	08/09/2013
21-000-0000-46(00)	FRANKLIN COUNTY REG SYST-EFE	BENTON	\$255,411	08/22/2013
21-100-8010-46(00)	WILLIAMSON CO REG VOC SY-EFE	HERRIN	\$305,021	08/05/2013
32-000-0000-46(00)	KANKAKEE AREA REG SYSTEM-EFE	BOURBONNAIS	\$806,958	08/09/2013
39-000-0000-46(00)	IL HEARTLAND REGN PLAN - EFE	DECATUR	\$743,225	08/27/2013
45-000-0000-46(00)	OKAW REGIONAL VOC SYSTEM-EFE	CHESTER	\$408,035	08/06/2013
46-009-7000-45(00)	TWO RIVERS CAREER EDUCATION	BEARDSTOWN	\$223,176	08/20/2013
50-082-7460-45(00)	ST CLAIR CTY-BAC REG VOC SYS	BELLEVILLE	\$522,730	08/22/2013
51-084-7310-45(00)	REGIONAL OFFICE OF CAREER	SPRINGFIELD	\$943,238	08/08/2013
53-000-0000-46(00)	TAZEWELL COUNTY DEL SYST-EFE	PEKIN	\$531,297	08/20/2013
60-105-4280-30(00)	JUVENILE JUSTICE DEPT OF	SPRINGFIELD	\$84,374	08/09/2013
			\$9,829,912	

Program: 2014 - 3235, Agriculture Education

<u>RCDT</u>	<u>District Name</u>	<u>City</u>	<u>Budget Amt</u>	<u>Approval Date</u>
11-012-003C-26(20)	MARTINSVILLE CUSD 3C	MARTINSVILLE	\$994	08/29/2013
11-018-0030-26(20)	NEOGA CUSD 3	NEOGA	\$1,222	08/29/2013
11-087-0040-26(20)	SHELBYVILLE CUSD 4	SHELBYVILLE	\$2,340	08/27/2013
11-087-005A-26(20)	STEWARDSON-STRASBURG CUD 5A	STRASBURG	\$1,822	08/29/2013
12-080-0020-26(20)	COUNTY OF RICHLAND	NOBLE	\$1,822	08/27/2013
13-058-4010-26(20)	SOUTH CENTRAL CUSD 401	KINMUNDY	\$1,366	08/29/2013
28-037-2230-26(20)	ORION CUSD 223	ORION	\$2,919	08/27/2013
50-082-0190-26(20)	MASCOUTAH CUD 19	MASCOUTAH	\$1,677	08/27/2013
54-092-2250-17(20)	ARMSTRONG TWP HSD 225	ARMSTRONG	\$2,070	08/27/2013
			\$16,232	

Program: 2014 - 3270, Career & Technical Ed - Student Organization

<u>RCDT</u>	<u>District Name</u>	<u>City</u>	<u>Budget Amt</u>	<u>Approval Date</u>
64-108-6720-51(00)	ILLINOIS ASSOCIATION FFA	SPRINGFIELD	\$35,578	08/07/2013
			\$35,578	

Program: 2014 - 3695, Truants Alternative/Optional Ed.

<u>RCDT</u>	<u>District Name</u>	<u>City</u>	<u>Budget Amt</u>	<u>Approval Date</u>
01-000-0000-00(14)	REGIONAL OFFICE OF EDUCATION01	QUINCY	\$54,374	08/07/2013
11-000-0000-00(12)	REGIONAL OFFICE OF EDUCATION11	CHARLESTON	\$83,626	08/06/2013
20-000-0000-00(12)	REGIONAL OFFICE OF EDUCATION20	HARRISBURG	\$103,715	08/06/2013
22-000-0000-00(12)	REGIONAL OFFICE OF EDUCATION22	LEWISTOWN	\$37,104	08/06/2013
40-056-0010-26(14)	COUNTY OF MACOUPIN CUSD 1	CARLINVILLE	\$81,649	08/13/2013

**ILLINOIS STATE BOARD OF EDUCATION
FUNDING AND DISBURSEMENT SERVICES DIVISION
100 NORTH FIRST STREET, SPRINGFIELD, IL 62777**

Approved Grants Less Than 1 Million

Thru Date:(08/01/2013-08/31/2013)

41-000-0000-00(12)	REGIONAL OFFICE OF EDUCATION41	EDWARDSVILLE	\$43,594	08/07/2013
41-057-5360-51(12)	COMMUNITY COLLEGE DISTRICT 536	GODFREY	\$40,715	08/13/2013
54-000-0000-00(13)	REGIONAL OFFICE OF EDUCATION54	DANVILLE	\$47,447	08/13/2013
55-000-0000-00(14)	REGIONAL OFFICE OF EDUCATION55	STERLING	\$56,192	08/06/2013

\$548,416

Program: 2014 - 3696, Regional Safe Schools

<u>RCDT</u>	<u>District Name</u>	<u>City</u>	<u>Budget Amt</u>	<u>Approval Date</u>
02-000-0000-00(00)	REGIONAL OFFICE OF EDUCATION02	ULLIN	\$52,053	08/21/2013
05-000-0000-00(00)	INTERMEDIATE SERVICE CENTER 1	DES PLAINES	\$372,618	08/22/2013
08-000-0000-00(00)	REGIONAL OFFICE OF EDUCATION08	STOCKTON	\$59,356	08/29/2013
09-000-0000-00(00)	REGIONAL OFFICE OF EDUCATION09	RANTOUL	\$91,701	08/30/2013
10-000-0000-00(00)	REGIONAL OFFICE OF EDUCATION10	TAYLORVILLE	\$51,719	08/21/2013
11-000-0000-00(00)	REGIONAL OFFICE OF EDUCATION11	CHARLESTON	\$82,833	08/21/2013
17-000-0000-00(00)	REGIONAL OFFICE OF EDUCATION17	BLOOMINGTON	\$110,569	08/30/2013
19-000-0000-00(00)	REGIONAL OFFICE OF EDUCATION19	WHEATON	\$406,126	08/05/2013
20-000-0000-00(00)	REGIONAL OFFICE OF EDUCATION20	HARRISBURG	\$62,126	08/28/2013
21-000-0000-00(00)	REGIONAL OFFICE OF EDUCATION21	BENTON	\$68,410	08/26/2013
24-000-0000-00(00)	REGIONAL OFFICE OF EDUCATION24	MORRIS	\$120,598	08/05/2013
25-000-0000-00(00)	REGIONAL OFFICE OF EDUCATION25	MOUNT VERNON	\$46,158	08/23/2013
26-000-0000-00(00)	REGIONAL OFFICE OF EDUCATION26	MACOMB	\$45,175	08/28/2013
30-000-0000-00(00)	REGIONAL OFFICE OF EDUCATION30	MURPHYSBORO	\$53,550	08/23/2013
40-000-0000-00(00)	REGIONAL OFFICE OF EDUCATION40	CARLINVILLE	\$63,149	08/20/2013
49-000-0000-00(00)	REGIONAL OFFICE OF EDUCATION49	MOLINE	\$85,028	08/05/2013

\$1,771,169

Program: 2014 - 3705, Early Childhood - Block Grant

<u>RCDT</u>	<u>District Name</u>	<u>City</u>	<u>Budget Amt</u>	<u>Approval Date</u>
01-001-0010-26(00)	COMMUNITY UNIT SCH DIST NO 1	PAYSON	\$110,352	08/27/2013
01-001-0020-26(00)	LIBERTY CUSD 2	LIBERTY	\$113,123	08/30/2013
01-001-0020-26(01)	LIBERTY CUSD 2	LIBERTY	\$55,399	08/01/2013
01-075-0100-26(00)	PIKELAND CUSD 10	PITTSFIELD	\$159,110	08/27/2013
02-002-0050-26(00)	EGYPTIAN CUSD 5	TAMMS	\$226,542	08/27/2013
02-002-0050-26(01)	EGYPTIAN CUSD 5	TAMMS	\$66,728	08/28/2013
02-091-0170-22(00)	COBDEN SUD 17	COBDEN	\$110,352	08/06/2013
03-026-2010-26(00)	BROWNSTOWN CUSD 201	BROWNSTOWN	\$451,735	08/25/2013
04-101-1220-22(01)	HARLEM CONSOLIDATED SD 122	MACHESNEY PA	\$107,885	08/07/2013
04-101-2050-25(01)	SCHOOL DIST 205 BOARD OF	ROCKFORD	\$638,313	08/19/2013
05-016-0590-04(00)	COMMUNITY CONSOLIDATED SD 59	ARLINGTON HTS	\$454,919	08/06/2013
05-016-0630-02(00)	EAST MAINE SD 63	DES PLAINES	\$275,880	08/25/2013
05-016-0650-04(00)	EVANSTON C C SCHOOL DIST 65	EVANSTON	\$639,600	08/07/2013
05-016-0650-04(01)	EVANSTON C C SCHOOL DIST 65	EVANSTON	\$459,800	08/16/2013
05-016-0690-02(00)	SKOKIE SD 69	SKOKIE	\$211,138	08/19/2013
05-016-0735-02(00)	SKOKIE SD 73-5	SKOKIE	\$56,680	08/29/2013
05-016-188X-01(00)	MOSAIC EARLY CHILDHOOD CTR INC	SKOKIE	\$165,528	08/28/2013
05-016-197P-00(01)	INFANT WELFARE SOCIETY	EVANSTON	\$93,479	08/07/2013
06-016-0845-02(00)	RHODES SD 84-5	RIVER GROVE	\$115,870	08/28/2013
06-016-0880-02(01)	BELLWOOD SD 88	BELLWOOD	\$78,166	08/07/2013
06-016-0970-02(00)	OAK PARK SD 97	OAK PARK	\$331,056	08/20/2013
06-016-0980-02(00)	COUNTY OF COOK SCHOOL DIST 98	BERWYN	\$110,352	08/27/2013

**ILLINOIS STATE BOARD OF EDUCATION
FUNDING AND DISBURSEMENT SERVICES DIVISION
100 NORTH FIRST STREET, SPRINGFIELD, IL 62777**

Approved Grants Less Than 1 Million

Thru Date:(08/01/2013-08/31/2013)

06-016-1050-02(00)	LA GRANGE SD 105	LAGRANGE	\$110,352	08/21/2013
06-016-2010-17(01)	COOK COUNTY HSD 201	CICERO	\$86,227	08/29/2013
06-016-2040-61(00)	LAGRANGE AREA DEPT SPEC ED-L	LA GRANGE	\$331,056	08/01/2013
07-016-1240-02(00)	EVERGREEN PARK ESD 124	EVERGREEN PA	\$137,454	08/30/2013
07-016-1270-02(00)	WORTH SD 127	WORTH	\$110,352	08/21/2013
07-016-1300-02(01)	COOK COUNTY SD 130	BLUE ISLAND	\$245,528	08/30/2013
07-016-1435-02(01)	POSEN-ROBBINS ELEM SD 1435	POSEN	\$70,625	08/28/2013
07-016-1490-02(00)	DOLTON CUSD 149	CALUMET CITY	\$577,452	08/28/2013
07-016-1520-02(01)	HARVEY SD 152	HARVEY	\$214,319	08/05/2013
07-016-1590-02(01)	ELEM SD 159 - MATTESON	MATTESON	\$68,129	08/29/2013
07-016-1630-02(00)	PARK FOREST SD 163	PARK FOREST	\$722,236	08/01/2013
07-016-1670-02(00)	BROOKWOOD SD 167	GLENWOOD	\$220,704	08/19/2013
07-016-1680-04(00)	COOK COUNTY SCHOOL DIST 168	SAUK VILLAGE	\$331,056	08/26/2013
07-016-1680-04(01)	COOK COUNTY SCHOOL DIST 168	SAUK VILLAGE	\$201,079	08/03/2013
07-016-1700-02(00)	CHICAGO HEIGHTS SD 170	CHICAGO HEIGH	\$700,007	08/07/2013
07-016-344P-00(01)	AUNT MARTHAS YOUTH SERVICE CTR	OLYMPIA FIELDS	\$153,757	08/27/2013
07-016-710P-00(00)	TLC LEARNING CENTER & PRESCHOOL	BLUE ISLAND	\$95,638	08/19/2013
07-016-768P-00(00)	TINY TOWN OF LANSING NURSERY	LANSING	\$110,352	08/20/2013
07-016-8020-60(01)	SPEC EDUC COOP S COOK CO SP	CHICAGO HEIGH	\$103,915	08/29/2013
08-008-3140-26(01)	WEST CARROLL CUSD 314	THOMSON	\$110,568	08/09/2013
09-010-0040-26(00)	CHAMPAIGN CUSD 4	CHAMPAIGN	\$896,610	08/14/2013
09-010-043P-00(00)	CHAMPAIGN COUNTY OF	URBANA	\$604,210	08/26/2013
10-068-0020-26(00)	PANHANDLE COMM UNIT SCH DIST	RAYMOND	\$110,352	08/23/2013
11-021-3060-26(00)	ARCOLA CUSD 306	ARCOLA	\$167,091	08/29/2013
11-023-0060-26(00)	COMMUNITY UNIT SCHOOL DIST NO 6	CHRISMAN	\$93,799	08/27/2013
11-023-0950-25(01)	SCHOOL DISTRICT NO 95	PARIS	\$77,121	08/01/2013
11-087-0040-26(00)	SHELBYVILLE CUSD 4	SHELBYVILLE	\$125,352	08/14/2013
12-000-0000-00(00)	REGIONAL OFFICE OF EDUCATION12	OLNEY	\$496,584	08/05/2013
12-013-0100-26(00)	CLAY CITY CUSD 10	CLAY CITY	\$76,364	08/23/2013
12-013-0250-26(00)	NORTH CLAY CUSD 25	LOUISVILLE	\$110,352	08/01/2013
12-017-0040-26(00)	OBLONG CUSD 4	OBLONG	\$55,176	08/01/2013
12-017-006P-00(00)	KIDS KINGDOM PRESCHOOL INC	OBLONG	\$110,352	08/08/2013
12-040-0010-26(00)	JASPER COUNTY CUD 1	NEWTON	\$106,216	08/01/2013
12-051-0100-26(00)	RED HILL CUSD 10	BRIDGEPORT	\$220,704	08/14/2013
12-051-0200-26(00)	COMMUNITY UNIT SCHOOL DIST NO 20	LAWRENCEVILL	\$220,704	08/01/2013
12-080-0010-26(00)	EAST RICHLAND CUSD 1	OLNEY	\$318,484	08/21/2013
13-014-0600-02(00)	GERMANTOWN SD 60	GERMANTOWN	\$45,190	08/30/2013
13-058-7220-26(00)	ODIN PUBLIC SCHOOL DIST 722	ODIN	\$100,871	08/27/2013
13-095-0490-04(00)	NASHVILLE CCSD 49	NASHVILLE	\$166,674	08/27/2013
15-016-022P-00(01)	CHILDRENS HOME AND AID SOCI	CHICAGO	\$371,694	08/20/2013
15-016-562P-00(01)	HENRY BOOTH HOUSE	CHICAGO	\$163,211	08/21/2013
15-016-575P-00(01)	CHINESE AMERICAN SERV LEAGUE	CHICAGO	\$128,744	08/08/2013
15-016-780P-00(01)	ILLINOIS ACTION FOR CHILDREN	CHICAGO	\$217,026	08/07/2013
15-016-906P-00(00)	JEWISH COMMUNITY CENTERS OF	CHICAGO	\$110,352	08/20/2013
17-020-0180-26(00)	BLUE RIDGE CUSD 18	FARMER CITY	\$199,540	08/02/2013
17-053-0080-26(00)	PRAIRIE CENTRAL CUSD 8	FAIRBURY	\$217,727	08/14/2013
17-053-0740-27(00)	FLANAGAN-CORNELL UNIT DIST 74	FLANAGAN	\$165,528	08/14/2013
17-053-4350-04(00)	ODELL CCSD 435	ODELL	\$82,764	08/28/2013
19-022-0200-02(01)	KEENEYVILLE SD 20	HANOVER PARK	\$48,923	08/19/2013

**ILLINOIS STATE BOARD OF EDUCATION
FUNDING AND DISBURSEMENT SERVICES DIVISION
100 NORTH FIRST STREET, SPRINGFIELD, IL 62777**

Approved Grants Less Than 1 Million

Thru Date:(08/01/2013-08/31/2013)

19-022-030X-10(00)	ST MATTHEW PARISH	GLENDAL HTS	\$110,352	08/10/2013
19-022-0450-02(00)	VILLA PARK SD 45	VILLA PARK	\$227,841	08/30/2013
19-022-0580-02(00)	DOWNERS GROVE GSD 58	DOWNERS GRO	\$110,352	08/27/2013
19-022-0630-02(00)	COUNTY OF DUPAGE	DARIEN	\$110,352	08/25/2013
19-022-2030-26(01)	COMMUNITY UNIT DISTRICT 203	NAPERVILLE	\$119,548	08/30/2013
20-024-0010-26(00)	EDWARDS COUNTY CUSD 1	ALBION	\$92,516	08/19/2013
20-030-0070-26(00)	GALLATIN CUSD 7	JUNCTION	\$185,318	08/21/2013
20-035-0010-26(00)	HARDIN CNTY CUD 1	ELIZABETH TOW	\$58,316	08/20/2013
20-083-0040-26(00)	ELDORADO CUSD 4	ELDORADO	\$250,189	08/24/2013
20-096-009P-00(01)	KIDDIE KOLLEGE OF FAIRFIELD INC	FAIRFIELD	\$143,470	08/01/2013
20-096-1120-04(00)	FAIRFIELD PSD 112	FAIRFIELD	\$331,056	08/05/2013
20-096-2000-26(00)	NORTH WAYNE CUSD 200	CISNE	\$66,966	08/01/2013
20-097-0050-26(00)	CARMI-WHITE COUNTY CUSD 5	CARMI	\$240,052	08/20/2013
21-028-017P-00(00)	KIDS COUNTRY INC	BENTON	\$110,352	08/02/2013
21-028-022P-00(00)	RASCAL X-PRESS INC	WEST FRANKFOR	\$110,352	08/20/2013
21-100-8010-60(01)	WILLIAMSON COUNTY SP ED DIST	MARION	\$147,717	08/23/2013
22-029-0010-26(00)	ASTORIA CUSD 1	ASTORIA	\$62,528	08/26/2013
22-029-0020-26(00)	V I T UNIT SCHOOL DIST 2	TABLE GROVE	\$110,352	08/21/2013
22-029-0040-26(00)	SPOON RIVER VALLEY CUSD 4	LONDON MILLS	\$110,352	08/26/2013
22-029-0970-26(00)	LEWISTOWN SCHOOL DISTRICT 97	LEWISTOWN	\$110,352	08/16/2013
24-032-2010-04(00)	MINOOKA CCSD 201	MINOOKA	\$579,104	08/16/2013
25-033-0100-26(00)	HAMILTON CNTY CUSD 10	MCLEANSBORO	\$356,408	08/23/2013
25-041-5210-51(00)	REND LAKE COLL DIST 521	INA	\$70,491	08/21/2013
26-000-0000-00(01)	REGIONAL OFFICE OF EDUCATION26	MACOMB	\$286,166	08/29/2013
26-034-3170-04(00)	CARTHAGE ELEMENTARY DISTRICT 317	CARTHAGE	\$110,352	08/07/2013
26-034-3250-26(00)	NAUVOO-COLUSA CUSD 325	NAUVOO	\$110,275	08/26/2013
26-034-3270-04(00)	DALLAS ELEMENTARY SCHOOL	DALLAS CITY	\$90,195	08/08/2013
26-034-3280-24(00)	HAMILTON CCSD 328	HAMILTON	\$85,583	08/28/2013
26-034-3370-26(00)	SOUTHEASTERN CUSD 337	AUGUSTA	\$93,968	08/21/2013
26-034-3470-04(00)	LA HARPE COMMUNITY SCHOOL	LA HARPE	\$60,343	08/24/2013
26-062-1030-26(00)	WEST PRAIRIE CUSD 103	COLCHESTER	\$137,720	08/30/2013
26-062-1850-26(00)	MACOMB CUSD 185	MACOMB	\$276,237	08/21/2013
27-000-0000-00(00)	REGIONAL OFFICE OF EDUCATION27	MONMOUTH	\$728,147	08/07/2013
27-000-0000-00(01)	REGIONAL OFFICE OF EDUCATION27	MONMOUTH	\$80,557	08/16/2013
27-094-2380-26(00)	MONMOUTH-ROSEVILLE CUSD 238	MONMOUTH	\$413,059	08/20/2013
28-006-0990-04(00)	SPRING VALLEY CCSD 99	SPRING VALLEY	\$165,528	08/22/2013
28-006-1150-02(00)	PRINCETON ELEM SD 115	PRINCETON	\$396,870	08/26/2013
28-006-1150-02(01)	PRINCETON ELEM SD 115	PRINCETON	\$96,060	08/05/2013
28-037-1900-02(00)	COLONA SD 190	COLONA	\$97,591	08/29/2013
28-037-2260-26(00)	ANNAWAN CUSD 226	ANNAWAN	\$88,468	08/03/2013
28-037-2270-26(00)	CAMBRIDGE CUSD 227	CAMBRIDGE	\$64,372	08/27/2013
28-037-2300-26(00)	WETHERSFIELD CUSD 230	KEWANEE	\$110,390	08/28/2013
28-088-1000-26(00)	STARK COUNTY CUSD 100	WYOMING	\$104,877	08/27/2013
30-039-0950-02(00)	CARBONDALE ESD 95	CARBONDALE	\$441,408	08/02/2013
30-039-0950-02(01)	CARBONDALE ESD 95	CARBONDALE	\$75,997	08/02/2013
30-039-1400-04(00)	UNITY POINT CCSD 140	CARBONDALE	\$287,436	08/22/2013
30-039-1400-04(01)	UNITY POINT CCSD 140	CARBONDALE	\$93,799	08/03/2013
30-039-1650-16(01)	CARBONDALE CHSD 165	CARBONDALE	\$129,664	08/26/2013
30-039-9000-41(01)	ARCHWAY INC	CARBONDALE	\$71,223	08/04/2013

**ILLINOIS STATE BOARD OF EDUCATION
FUNDING AND DISBURSEMENT SERVICES DIVISION**
100 NORTH FIRST STREET, SPRINGFIELD, IL 62777

Approved Grants Less Than 1 Million

Thru Date:(08/01/2013-08/31/2013)

31-045-005P-00(01)	KANE COUNTY	GENEVA	\$267,042	08/08/2013
31-045-0460-22(01)	SCHOOL DISTRICT U-46	ELGIN	\$301,533	08/15/2013
31-045-087X-01(00)	SUMMIT SCHOOL INC	ELGIN	\$165,528	08/24/2013
31-045-1290-22(01)	AURORA WEST SCHOOL DIST 129	AURORA	\$80,925	08/15/2013
31-045-1310-22(01)	AURORA EAST USD 131	AURORA	\$159,091	08/08/2013
31-045-3000-26(01)	COMMUNITY UNIT SCHOOL DIST 300	CARPENTERSVIL	\$78,981	08/16/2013
31-045-3030-26(00)	COMMUNITY UNIT SCHOOL DIST 303	SAINT CHARLES	\$110,352	08/23/2013
32-038-0040-26(00)	CENTRAL CUSD 4	CLIFTON	\$179,322	08/23/2013
32-046-0010-26(00)	MOMENCE COMM UNIT SCH DIST 1	MOMENCE	\$220,704	08/01/2013
32-046-0050-26(00)	COUNTY OF KANKAKEE 5 MANTENO	MANTENO	\$220,704	08/04/2013
32-046-0610-02(01)	BRADLEY SD 61	BRADLEY	\$81,083	08/29/2013
32-046-1110-25(00)	KANKAKEE SD 111	KANKAKEE	\$880,250	08/07/2013
32-046-2560-04(00)	ST ANNE CCSD 256	ST ANNE	\$110,352	08/24/2013
32-046-2590-04(00)	PEMBROKE CCSD 259	HOPKINS PARK	\$220,704	08/27/2013
32-046-2590-04(01)	PEMBROKE CCSD 259	HOPKINS PARK	\$162,769	08/07/2013
33-048-2050-26(01)	GALESBURG CUSD 205	GALESBURG	\$68,125	08/09/2013
34-049-0340-04(00)	ANTIOCH CCSD 34	ANTIOCH	\$275,880	08/19/2013
34-049-0340-04(01)	ANTIOCH CCSD 34	ANTIOCH	\$53,015	08/30/2013
34-049-037P-00(00)	PAUL K KENNEDY CCC INC	NORTH CHICAG	\$55,176	08/19/2013
34-049-0750-02(00)	COUNTY OF LAKE SCHOOL DIST 75	MUNDELEIN	\$306,647	08/26/2013
34-049-0760-02(00)	SCHOOL DIST 76	MUNDELEIN	\$165,287	08/19/2013
34-049-1180-26(00)	WAUCONDA CUSD 118	WAUCONDA	\$167,446	08/24/2013
35-050-0440-02(00)	STREATOR ELEMENTARY SD 44	STREATOR	\$220,704	08/19/2013
35-050-1220-02(00)	LASALLE ESD 122	LA SALLE	\$303,468	08/21/2013
35-050-1410-02(00)	OTTAWA ESD 141	OTTAWA	\$524,996	08/29/2013
38-054-0270-02(00)	LINCOLN ESD 27	LINCOLN	\$130,923	08/19/2013
39-000-0000-00(00)	REGIONAL OFFICE OF EDUCATION39	DECATUR	\$58,547	08/08/2013
39-000-0000-00(01)	REGIONAL OFFICE OF EDUCATION39	DECATUR	\$726,292	08/02/2013
39-055-0010-26(01)	ARGENTA-OREANA CUSD 1	ARGENTA	\$20,792	08/14/2013
39-055-0610-25(01)	DECATUR SD 61	DECATUR	\$259,004	08/21/2013
39-074-0570-26(00)	DELAND-WELDON CUSD 57	DE LAND	\$73,568	08/03/2013
40-031-0100-26(00)	GREENFIELD CUSD 10	GREENFIELD	\$110,352	08/19/2013
40-042-1000-26(01)	JERSEY CUSD 100	JERSEYVILLE	\$114,950	08/13/2013
40-056-0020-26(00)	NORTHWESTERN CUSD 2	PALMYRA	\$110,352	08/19/2013
40-056-0020-26(01)	NORTHWESTERN CUSD 2	PALMYRA	\$36,968	08/26/2013
40-056-0050-26(00)	MT OLIVE CUSD 5	MOUNT OLIVE	\$114,226	08/19/2013
40-056-0090-26(00)	SOUTHWESTERN CUSD 9	BRIGHTON	\$137,940	08/21/2013
41-057-0010-26(00)	ROXANA CUSD 1	ROXANA	\$275,880	08/27/2013
41-057-0020-26(00)	TRIAD CUSD 2	TROY	\$220,704	08/26/2013
41-057-0020-26(01)	TRIAD CUSD 2	TROY	\$33,186	08/24/2013
41-057-0050-26(00)	HIGHLAND CUSD 5	HIGHLAND	\$171,295	08/02/2013
41-057-0070-26(00)	EDWARDSVILLE SD 7	EDWARDSVILLE	\$411,740	08/05/2013
41-057-0080-26(00)	BETHALTO CUSD 8	BETHALTO	\$161,474	08/21/2013
41-057-0100-26(01)	COLLINSVILLE CUSD 10	COLLINSVILLE	\$131,078	08/07/2013
41-057-0130-02(01)	EAST ALTON SD 13	EAST ALTON	\$157,547	08/01/2013
41-057-0150-03(01)	WOOD RIVER-HARTFORD ESD 15	WOOD RIVER	\$41,382	08/09/2013
41-057-054P-00(00)	COUNTON LEARNING CENTERS INC	MARYVILLE	\$110,352	08/01/2013
41-057-064P-00(01)	EARLY EXPLORATIONS INC	EDWARDSVILLE	\$123,704	08/19/2013
43-059-0050-26(00)	HENRY-SENACHWINE CUSD 5	HENRY	\$116,789	08/14/2013

**ILLINOIS STATE BOARD OF EDUCATION
FUNDING AND DISBURSEMENT SERVICES DIVISION**
100 NORTH FIRST STREET, SPRINGFIELD, IL 62777

Approved Grants Less Than 1 Million

Thru Date:(08/01/2013-08/31/2013)

43-059-0070-26(00)	MIDLAND CUSD 7	VARNA	\$137,940	08/02/2013
43-078-5350-26(00)	PUTNAM COUNTY CU SCHOOL DIST 535	GRANVILLE	\$220,704	08/21/2013
43-102-0110-26(00)	EL PASO-GRIDLEY CUSD 11	EL PASO	\$165,528	08/23/2013
43-102-0110-26(01)	EL PASO-GRIDLEY CUSD 11	EL PASO	\$27,588	08/26/2013
44-063-0120-26(00)	JOHNSBURG CUSD 12	JOHNSBURG	\$213,807	08/12/2013
44-063-0190-24(00)	ALDEN HEBRON SD 19	HEBRON	\$55,544	08/06/2013
44-063-1580-22(00)	HUNTLEY SCHOOL DISTRICT NO 158	ALGONQUIN	\$226,994	08/22/2013
45-079-1390-26(01)	CHESTER CUSD 139	CHESTER	\$53,660	08/06/2013
46-009-0150-26(01)	BEARDSTOWN CUSD 15	BEARDSTOWN	\$137,056	08/21/2013
46-069-1170-22(01)	JACKSONVILLE SD 117	JACKSONVILLE	\$226,366	08/01/2013
46-086-0010-26(00)	COMMUNITY UNIT SCHOOL DISTRICT 1	WINCHESTER	\$220,704	08/15/2013
47-000-0000-00(01)	REGIONAL OFFICE OF EDUCATION47	DIXON	\$29,664	08/01/2013
47-071-2310-04(00)	ROCHELLE CCD 231	ROCHELLE	\$180,242	08/28/2013
48-072-012P-00(00)	CRITTENTON CENTERS	PEORIA	\$110,352	08/12/2013
48-072-012P-00(01)	CRITTENTON CENTERS	PEORIA	\$106,681	08/15/2013
48-072-014P-00(00)	NEIGHBORHOOD HOUSE ASSOC	PEORIA	\$55,176	08/09/2013
48-072-3250-26(01)	PEORIA HEIGHTS CUSD 325	PEORIA HEIGHT	\$128,744	08/01/2013
49-081-0340-02(00)	SILVIS SD 34	SILVIS	\$136,182	08/02/2013
50-082-0190-26(01)	MASCOUTAH CUD 19	MASCOUTAH	\$18,466	08/01/2013
50-082-022P-00(00)	LESSIE BATES DAVIS	EAST ST LOUIS	\$110,352	08/14/2013
50-082-022P-00(01)	LESSIE BATES DAVIS	EAST ST LOUIS	\$401,865	08/13/2013
50-082-025P-00(00)	TODDLE TOWN DAY CARE CENTER	BELLEVILLE	\$110,352	08/01/2013
50-082-1050-02(00)	PONTIAC-W HOLLIDAY SD 105	FAIRVIEW HGHT	\$220,704	08/25/2013
50-082-1150-02(00)	WHITESIDE SD 115	BELLEVILLE	\$165,528	08/12/2013
50-082-1180-02(00)	BELLEVILLE SD 118	BELLEVILLE	\$663,951	08/06/2013
50-082-1750-02(01)	HARMONY EMGE SD 175	BELLEVILLE	\$51,484	08/20/2013
50-082-1810-02(00)	SIGNAL HILL SD 181	BELLEVILLE	\$110,352	08/07/2013
51-084-0010-26(00)	TRI CITY CUSD 1	BUFFALO	\$159,845	08/13/2013
51-084-0140-26(00)	RIVERTON CUSD 14	RIVERTON	\$329,940	08/16/2013
51-084-0160-26(01)	COMMUNITY UNIT DISTRICT NO 16	NEW BERLIN	\$50,576	08/20/2013
51-084-1860-25(01)	SPRINGFIELD SD 186	SPRINGFIELD	\$308,846	08/01/2013
53-090-028P-00(00)	EASTSIDE EDUCATIONAL CTR INC	MACKINAW	\$220,704	08/09/2013
53-090-063P-00(00)	ROGYS GINGERBREAD HOUSE INC	PEORIA	\$459,800	08/21/2013
54-092-1180-24(01)	DANVILLE CCSD 118	DANVILLE	\$76,685	08/13/2013
55-098-0010-26(00)	ERIE CUSD 1	ERIE	\$198,170	08/27/2013
55-098-0130-02(00)	ROCK FALLS ESD 13	ROCK FALLS	\$319,754	08/21/2013
56-099-046P-00(01)	WILL COUNTY	JOLIET	\$96,486	08/21/2013
56-099-0890-02(00)	FAIRMONT SD 89	LOCKPORT	\$90,029	08/30/2013
56-099-201U-26(00)	CRETE-MONEE SD 201-U	CRETE	\$386,232	08/20/2013
56-099-2040-17(01)	JOLIET TWP HSD 204	JOLIET	\$56,518	08/16/2013
56-099-209U-26(00)	WILMINGTON CUSD 209U	WILMINGTON	\$110,352	08/15/2013
56-099-5270-51(00)	GOVERNORS STATE UNIVERSITY	UNIV PARK	\$321,795	08/22/2013
64-108-6750-51(01)	ABILITIES PLUS INC	KEWANEE	\$101,303	08/19/2013
65-108-5155-51(01)	EL VALOR CORPORATION	CHICAGO	\$407,565	08/15/2013
65-108-5185-51(01)	TRANSITIONS OF WESTERN IL INC	QUINCY	\$146,768	08/19/2013
65-108-5530-51(01)	BETHEL NEW LIFE	CHICAGO	\$272,597	08/12/2013
65-108-5910-51(01)	SAINT XAVIER UNIVERSITY	CHICAGO	\$97,814	08/12/2013
65-108-8160-51(01)	ARC - COMMUNITY SUPPORT SYSTEMS	TEUTOPOLIS	\$153,198	08/09/2013
65-108-8230-51(01)	MACON RESOURCES INC	DECATUR	\$222,803	08/08/2013

**ILLINOIS STATE BOARD OF EDUCATION
FUNDING AND DISBURSEMENT SERVICES DIVISION
100 NORTH FIRST STREET, SPRINGFIELD, IL 62777**

Approved Grants Less Than 1 Million

Thru Date:(08/01/2013-08/31/2013)

65-108-8295-51(01)	BOYS & GIRLS CLUB OF GTR PEORIA	PEORIA	\$271,228	08/14/2013
65-108-8990-51(01)	EASTER SEALS JOLIET REGION INC	JOLIET	\$423,016	08/08/2013
65-108-9145-51(01)	SINNISSIPPI CENTERS INC	DIXON	\$211,508	08/19/2013
65-108-9460-51(01)	ACADEMIC DEVELOPMENT INST	LINCOLN	\$139,698	08/09/2013
65-108-9725-51(01)	CLAY COUNTY	FLORA	\$148,636	08/13/2013
65-108-9730-51(01)	ASIAN HUMAN SERVICES INC	CHICAGO	\$78,517	08/15/2013
			\$43,426,647	

Program: 2014 - 3730, ROE/ISC Operations

<u>RCDT</u>	<u>District Name</u>	<u>City</u>	<u>Budget Amt</u>	<u>Approval Date</u>
02-000-0000-00(00)	REGIONAL OFFICE OF EDUCATION02	ULLIN	\$25,470	08/08/2013
03-000-0000-00(00)	REGIONAL OFFICE OF EDUCATION03	VANDALIA	\$26,221	08/08/2013
04-000-0000-00(00)	REGIONAL OFFICE OF EDUCATION04	LOVES PARK	\$52,473	08/09/2013
05-000-0000-00(00)	INTERMEDIATE SERVICE CENTER 1	DES PLAINES	\$103,330	08/09/2013
05-000-0000-00(01)	INTERMEDIATE SERVICE CENTER 1	DES PLAINES	\$110,830	08/06/2013
06-000-0000-00(00)	INTERMEDIATE SERVICE CENTER 2	LA GRANGE	\$73,002	08/09/2013
06-000-0000-00(01)	INTERMEDIATE SERVICE CENTER 2	LA GRANGE	\$110,830	08/06/2013
07-000-0000-00(01)	INTERMEDIATE SERVICE CENTER 4	CHICAGO HTS	\$110,830	08/06/2013
08-000-0000-00(00)	REGIONAL OFFICE OF EDUCATION08	STOCKTON	\$27,317	08/09/2013
10-000-0000-00(00)	REGIONAL OFFICE OF EDUCATION10	TAYLORVILLE	\$25,682	08/28/2013
11-000-0000-00(00)	REGIONAL OFFICE OF EDUCATION11	CHARLESTON	\$32,881	08/02/2013
12-000-0000-00(00)	REGIONAL OFFICE OF EDUCATION12	OLNEY	\$26,744	08/28/2013
13-000-0000-00(00)	REGIONAL OFFICE OF EDUCATION13	CARLYLE	\$28,243	08/02/2013
16-000-0000-00(00)	REGIONAL OFFICE OF EDUCATION16	DEKALB	\$29,784	08/09/2013
17-000-0000-00(00)	REGIONAL OFFICE OF EDUCATION17	BLOOMINGTON	\$39,763	08/07/2013
19-000-0000-00(00)	REGIONAL OFFICE OF EDUCATION19	WHEATON	\$109,963	08/09/2013
21-000-0000-00(00)	REGIONAL OFFICE OF EDUCATION21	BENTON	\$29,672	08/09/2013
22-000-0000-00(00)	REGIONAL OFFICE OF EDUCATION22	LEWISTOWN	\$23,819	08/09/2013
24-000-0000-00(00)	REGIONAL OFFICE OF EDUCATION24	MORRIS	\$42,173	08/09/2013
26-000-0000-00(00)	REGIONAL OFFICE OF EDUCATION26	MACOMB	\$23,995	08/08/2013
27-000-0000-00(00)	REGIONAL OFFICE OF EDUCATION27	MONMOUTH	\$22,969	08/28/2013
28-000-0000-00(00)	REGIONAL OFFICE OF EDUCATION28	ATKINSON	\$28,738	08/08/2013
32-000-0000-00(00)	REGIONAL OFFICE OF EDUCATION32	KANKAKEE	\$33,616	08/09/2013
33-000-0000-00(00)	REGIONAL OFFICE OF EDUCATION33	GALESBURG	\$24,393	08/07/2013
34-000-0000-00(00)	REGIONAL OFFICE OF EDUCATION34	GRAYSLAKE	\$98,094	08/07/2013
35-000-0000-00(00)	REGIONAL OFFICE OF EDUCATION35	OTTAWA	\$29,809	08/28/2013
38-000-0000-00(00)	REGIONAL OFFICE OF EDUCATION38	LINCOLN	\$25,088	08/09/2013
39-000-0000-00(00)	REGIONAL OFFICE OF EDUCATION39	DECATUR	\$31,317	08/07/2013
41-000-0000-00(00)	REGIONAL OFFICE OF EDUCATION41	EDWARDSVILLE	\$43,834	08/08/2013
43-000-0000-00(00)	REGIONAL OFFICE OF EDUCATION43	WASHBURN	\$25,956	08/09/2013
45-000-0000-00(00)	REGIONAL OFFICE OF EDUCATION45	WATERLOO	\$25,955	08/08/2013
48-000-0000-00(00)	REGIONAL OFFICE OF EDUCATION48	PEORIA	\$36,718	08/07/2013
49-000-0000-00(00)	REGIONAL OFFICE OF EDUCATION49	MOLINE	\$33,531	08/09/2013
50-000-0000-00(00)	REGIONAL OFFICE OF EDUCATION50	BELLEVILLE	\$43,998	08/05/2013
51-000-0000-00(00)	REGIONAL OFFICE OF EDUCATION51	SPRINGFIELD	\$36,979	08/08/2013
53-000-0000-00(00)	REGIONAL OFFICE OF EDUCATION53	PEKIN	\$31,671	08/09/2013
55-000-0000-00(00)	REGIONAL OFFICE OF EDUCATION55	STERLING	\$25,530	08/07/2013
56-000-0000-00(00)	REGIONAL OFFICE OF EDUCATION56	NEW LENOX	\$85,780	08/09/2013
			\$1,736,998	

**ILLINOIS STATE BOARD OF EDUCATION
FUNDING AND DISBURSEMENT SERVICES DIVISION
100 NORTH FIRST STREET, SPRINGFIELD, IL 62777**

Approved Grants Less Than 1 Million

Thru Date:(08/01/2013-08/31/2013)

Program: 2014 - 4300, Title I - Low Income

<u>RCDT</u>	<u>District Name</u>	<u>City</u>	<u>Budget Amt</u>	<u>Approval Date</u>
01-001-0030-26(00)	COMMUNITY UNIT SCHOOL DIST 3	CAMP POINT	\$194,663	08/20/2013
01-075-0030-26(00)	PLEASANT HILL CUSD 3	PLEASANT HILL	\$66,087	08/27/2013
01-075-0100-26(00)	PIKELAND CUSD 10	PITTSFIELD	\$303,706	08/20/2013
02-002-0010-22(00)	CAIRO SD 1	CAIRO	\$705,910	08/20/2013
02-002-0050-26(00)	EGYPTIAN CUSD 5	TAMMS	\$429,059	08/20/2013
02-044-0320-03(00)	NEW SIMPSON HILL C D 32	TUNNEL HILL	\$27,232	08/20/2013
02-044-0430-03(00)	BUNCOMBE CSD 43	BUNCOMBE	\$25,807	08/20/2013
02-044-0550-02(00)	VIENNA PUBLIC SCHOOL DIST 55	VIENNA	\$126,563	08/20/2013
02-044-0640-02(00)	CYPRESS SD 64	CYPRESS	\$30,920	08/19/2013
02-077-1000-26(00)	CENTURY CUSD 100	ULLIN	\$140,221	08/20/2013
02-077-1010-26(00)	MERIDIAN CUSD 101	MOUNDS	\$482,814	08/20/2013
02-091-0170-22(00)	COBDEN SUD 17	COBDEN	\$186,043	08/23/2013
02-091-0430-04(00)	COUNTY OF UNION SCH DIST NO 43	JONESBORO	\$154,776	08/23/2013
02-091-0660-22(00)	DONGOLA CUSD 66	DONGOLA	\$87,592	08/20/2013
03-003-0010-26(00)	MULBERRY GROVE CUSD 1	MULBERRY GRO	\$128,164	08/29/2013
03-025-0100-26(00)	ALTAMONT CUSD 10	ALTAMONT	\$117,394	08/20/2013
03-025-0200-26(00)	BEECHER CITY CUSD 20	BEECHER CITY	\$76,717	08/20/2013
03-025-0500-26(00)	COMMUNITY UNIT SCHOOL DIST 50	TEUTOPOLIS	\$127,540	08/20/2013
03-026-2010-26(00)	BROWNSTOWN CUSD 201	BROWNSTOWN	\$86,239	08/20/2013
03-026-2020-26(00)	ST ELMO CUSD 202	SAINT ELMO	\$193,182	08/20/2013
03-026-2040-26(00)	RAMSEY CUSD 204	RAMSEY	\$190,942	08/20/2013
04-101-1340-04(00)	SHIRLAND CCSD 134	SHIRLAND	\$29,468	08/26/2013
04-101-1400-04(00)	ROCKTON SD 140	ROCKTON	\$113,613	08/20/2013
07-016-1100-02(00)	CENTRAL STICKNEY SD 110	CHICAGO	\$82,898	08/29/2013
07-016-1230-02(00)	OAK LAWN-HOMETOWN S D 123	OAK LAWN	\$464,807	08/20/2013
07-016-1400-02(00)	KIRBY SD 140	TINLEY PARK	\$354,330	08/19/2013
07-016-1420-02(00)	FOREST RIDGE SD 142	OAK FOREST	\$173,002	08/20/2013
07-016-1450-02(00)	ARBOR PARK SD 145	OAK FOREST	\$223,218	08/20/2013
07-016-1525-02(00)	HAZEL CREST SD 152-5	HAZEL CREST	\$532,732	08/29/2013
07-016-1540-02(00)	THORNTON SD 154	THORNTON	\$66,489	08/20/2013
07-016-1550-02(00)	CALUMET CITY SD 155	CALUMET CITY	\$551,184	08/22/2013
07-016-2170-16(00)	ARGO CHSD 217	SUMMIT	\$526,241	08/23/2013
08-043-2110-26(00)	SCALES MOUND CUSD 211	SCALES MOUND	\$20,139	08/29/2013
08-089-2000-26(00)	PEARL CITY CUSD 200	PEARL CITY	\$73,001	08/20/2013
09-010-0030-26(00)	COMMUNITY UNIT SCHOOL DIST 3	MAHOMET	\$260,269	08/19/2013
09-010-0080-26(00)	HERITAGE CUSD 8	HOMER	\$94,879	08/29/2013
09-010-1300-04(00)	THOMASBORO CCSD 130	THOMASBORO	\$122,293	08/19/2013
09-010-1930-17(00)	RANTOUL TWP HSD 193	RANTOUL	\$300,403	08/20/2013
09-010-1970-04(00)	PRAIRIEVIEW-OGDEN CCSD 197	ROYAL	\$65,411	08/20/2013
10-011-0010-26(00)	MORRISONVILLE CUSD 1	MORRISONVILLE	\$44,961	08/20/2013
10-011-0030-26(00)	COUNTY OF CHRISTIAN TAYLORVILLE	TAYLORVILLE	\$445,568	08/20/2013
10-011-0080-26(00)	PANA SD 8	PANA	\$526,002	08/19/2013
10-011-0140-24(00)	SOUTH FORK SD 14	KINCAID	\$85,683	08/22/2013
10-068-0020-26(00)	PANHANDLE COMM UNIT SCH DIST	RAYMOND	\$129,607	08/20/2013
10-068-0030-26(00)	HILLSBORO CUSD 3	HILLSBORO	\$429,908	08/19/2013
10-068-0220-26(00)	NOKOMIS CUSD 22	NOKOMIS	\$150,225	08/20/2013
11-015-0050-26(00)	COUNTY OF COLE	OAKLAND	\$135,127	08/20/2013

**ILLINOIS STATE BOARD OF EDUCATION
FUNDING AND DISBURSEMENT SERVICES DIVISION
100 NORTH FIRST STREET, SPRINGFIELD, IL 62777**

Approved Grants Less Than 1 Million

Thru Date:(08/01/2013-08/31/2013)

11-021-3060-26(00)	ARCOLA CUSD 306	ARCOLA	\$126,417	08/20/2013
11-023-0010-26(00)	SHILOH CUSD 1	HUME	\$114,133	08/20/2013
11-023-0030-26(00)	COMMUNITY UNIT DISTRICT 3	KANSAS	\$81,233	08/20/2013
11-023-0040-26(00)	COMMUNITY UNIT SCHOOL DIST 4	PARIS	\$64,076	08/22/2013
11-023-0950-25(00)	SCHOOL DISTRICT NO 95	PARIS	\$369,776	08/20/2013
11-070-3000-26(00)	SULLIVAN C U SCHOOL DIST 300	SULLIVAN	\$211,201	08/20/2013
11-070-3020-26(00)	OKAW VALLEY CUSD 302	BETHANY	\$77,092	08/20/2013
11-087-003A-26(00)	COWDEN-HERRICK CUSD 3A	COWDEN	\$75,451	08/20/2013
11-087-0040-26(00)	SHELBYVILLE CUSD 4	SHELBYVILLE	\$114,534	08/19/2013
11-087-005A-26(00)	STEWARDSON-STRASBURG CUD 5A	STRASBURG	\$79,926	08/23/2013
11-087-0210-26(00)	CENTRAL A AND M COMMUNITY UNIT	ASSUMPTION	\$87,958	08/19/2013
12-013-0250-26(00)	NORTH CLAY CUSD 25	LOUISVILLE	\$139,091	08/20/2013
12-013-0350-26(00)	FLORA CUSD 35	FLORA	\$264,428	08/20/2013
12-017-0010-26(00)	COUNTY OF CRAWFORD CUSD 1	HUTSONVILLE	\$74,014	08/23/2013
12-017-0040-26(00)	OBLONG CUSD 4	OBLONG	\$139,294	08/20/2013
12-040-0010-26(00)	JASPER COUNTY CUD 1	NEWTON	\$228,202	08/20/2013
12-051-0100-26(00)	RED HILL CUSD 10	BRIDGEPORT	\$217,709	08/20/2013
13-014-0210-02(00)	AVISTON SCHOOL DISTRICT 21	AVISTON	\$19,791	08/22/2013
13-014-0600-02(00)	GERMANTOWN SD 60	GERMANTOWN	\$10,996	08/27/2013
13-014-1415-02(00)	ST ROSE SD 14-15	ST ROSE	\$35,207	08/22/2013
13-058-0100-04(00)	SELMAVILLE CCSD 10	SALEM	\$23,951	08/22/2013
13-058-1000-26(00)	PATOKA CUSD 100	PATOKA	\$63,675	08/20/2013
13-058-1330-02(00)	CENTRAL CITY SD 133	CENTRALIA	\$77,737	08/20/2013
13-058-4010-26(00)	SOUTH CENTRAL CUSD 401	KINMUNDY	\$217,606	08/29/2013
13-058-5010-26(00)	SANDOVAL CUSD 501	SANDOVAL	\$193,497	08/19/2013
13-058-6000-16(00)	SALEM CHSD 600	SALEM	\$174,338	08/20/2013
13-095-0110-04(00)	IRVINGTON CCSD 11	IRVINGTON	\$10,202	08/22/2013
13-095-0490-04(00)	NASHVILLE CCSD 49	NASHVILLE	\$57,173	08/20/2013
13-095-0990-16(00)	NASHVILLE CHSD 99	NASHVILLE	\$38,475	08/20/2013
17-020-0180-26(00)	BLUE RIDGE CUSD 18	FARMER CITY	\$102,860	08/20/2013
17-053-0050-26(00)	WOODLAND CUSD 5	STREATOR	\$92,864	08/22/2013
17-053-0080-26(00)	PRAIRIE CENTRAL CUSD 8	FAIRBURY	\$238,416	08/20/2013
17-053-0740-27(00)	FLANAGAN-CORNELL UNIT DIST 74	FLANAGAN	\$32,449	08/22/2013
17-053-2320-02(00)	DWIGHT COMMON SD 232	DWIGHT	\$95,962	08/20/2013
17-053-4260-04(00)	CORNELL CCSD 426	CORNELL	\$15,841	08/20/2013
17-053-4290-04(00)	PONTIAC CCSD 429	PONTIAC	\$256,004	08/29/2013
17-053-4380-04(00)	SAUNEMIN CCSD 438	SAUNEMIN	\$26,046	08/20/2013
17-064-0020-26(00)	LEROY CUSD 2	LE ROY	\$56,338	08/20/2013
17-064-0030-26(00)	TRI VALLEY CUSD 3	DOWNS	\$57,173	08/20/2013
17-064-0050-26(00)	MCLEAN COUNTY UD 5	NORMAL	\$985,367	08/19/2013
17-064-0070-26(00)	LEXINGTON CUSD 7	LEXINGTON	\$48,293	08/20/2013
19-022-0250-02(00)	BENJAMIN SD 25	WEST CHICAGO	\$33,718	08/20/2013
19-022-0630-02(00)	COUNTY OF DUPAGE	DARIEN	\$51,209	08/28/2013
20-030-0070-26(00)	GALLATIN CUSD 7	JUNCTION	\$232,190	08/23/2013
20-035-0010-26(00)	HARDIN CNTY CUD 1	ELIZABETHTOW	\$209,538	08/20/2013
20-076-0010-26(00)	POPE CO CUD 1	GOLCONDA	\$170,732	08/20/2013
20-083-0030-26(00)	HARRISBURG CUSD 3	HARRISBURG	\$622,098	08/23/2013
20-083-0040-26(00)	ELDORADO CUSD 4	ELDORADO	\$463,046	08/20/2013
20-096-0140-04(00)	COUNTY OF WAYNE	GEFF	\$2,570	08/20/2013

**ILLINOIS STATE BOARD OF EDUCATION
FUNDING AND DISBURSEMENT SERVICES DIVISION**
100 NORTH FIRST STREET, SPRINGFIELD, IL 62777

Approved Grants Less Than 1 Million

Thru Date:(08/01/2013-08/31/2013)

20-096-1120-04(00)	FAIRFIELD PSD 112	FAIRFIELD	\$165,028	08/20/2013
21-028-0990-26(00)	CHRISTOPHER UNIT SCHOOL DIST 99	CHRISTOPHER	\$288,756	08/20/2013
21-028-1150-04(00)	EWING NORTHERN CCSD 115	EWING	\$50,290	08/20/2013
21-028-1960-26(00)	SESSER-VALIER CUSD 196	SESSER	\$239,518	08/27/2013
21-100-0010-26(00)	JOHNSTON CITY CUSD 1	JOHNSTON CITY	\$387,332	08/19/2013
21-100-0040-26(00)	HERRIN CUSD 4	HERRIN	\$785,555	08/20/2013
22-029-0010-26(00)	ASTORIA CUSD 1	ASTORIA	\$61,881	08/20/2013
22-029-0020-26(00)	V I T UNIT SCHOOL DIST 2	TABLE GROVE	\$102,663	08/20/2013
22-029-0040-26(00)	SPOON RIVER VALLEY CUSD 4	LONDON MILLS	\$99,844	08/29/2013
22-029-0660-25(00)	CANTON UNION SD 66	CANTON	\$578,045	08/20/2013
22-029-0970-26(00)	LEWISTOWN SCHOOL DISTRICT 97	LEWISTOWN	\$78,883	08/20/2013
25-033-0100-26(00)	HAMILTON CNTY CUSD 10	MCLEANSBORO	\$265,858	08/20/2013
25-041-0050-04(00)	COUNTY OF JEFFERSON	OPDYKE	\$112,694	08/19/2013
25-041-0790-02(00)	SUMMERSVILLE SD 79	MOUNT VERNON	\$43,227	08/20/2013
25-041-0820-02(00)	COUNTY OF JEFFERSON SD 82	MOUNT VERNON	\$58,915	08/27/2013
25-041-2040-17(00)	WEBBER TOWNSHIP HSD 204	BLUFORD	\$40,376	08/27/2013
26-034-3160-26(00)	COMMUNITY HS DISTRICT 316	WARSAW	\$58,892	08/20/2013
26-034-3370-26(00)	SOUTHEASTERN CUSD 337	AUGUSTA	\$254,738	08/20/2013
26-034-3470-04(00)	LA HARPE COMMUNITY SCHOOL	LA HARPE	\$28,755	08/27/2013
26-062-1700-26(00)	BUSHNELL PRAIRIE CITY CUSD 170	BUSHNELL	\$182,906	08/20/2013
28-006-0990-04(00)	SPRING VALLEY CCSD 99	SPRING VALLEY	\$115,415	08/29/2013
30-039-1300-04(00)	GIANT CITY CCSD 130	CARBONDALE	\$56,242	08/20/2013
30-039-1400-04(00)	UNITY POINT CCSD 140	CARBONDALE	\$315,186	08/20/2013
30-039-1960-26(00)	ELVERADO CUSD 196	ELKVILLE	\$181,079	08/20/2013
32-038-0040-26(00)	CENTRAL CUSD 4	CLIFTON	\$139,564	08/20/2013
32-038-0060-26(00)	CISSNA PARK CUSD 6	CISSNA PARK	\$78,434	08/19/2013
32-038-0090-26(00)	IROQUOIS COUNTY CUSD 9	WATSEKA	\$361,544	08/20/2013
32-038-2330-17(00)	MILFORD TWP HSD 233	MILFORD	\$38,016	08/20/2013
32-038-2800-04(00)	MILFORD CCSD 280	MILFORD	\$90,361	08/20/2013
32-046-0010-26(00)	MOMENCE COMM UNIT SCH DIST 1	MOMENCE	\$247,091	08/19/2013
32-046-0530-02(00)	BOURBONNAIS ESD 53	BOURBONNAIS	\$377,670	08/19/2013
32-046-2560-04(00)	ST ANNE CCSD 256	ST ANNE	\$86,767	08/23/2013
32-046-3020-16(00)	ST ANNE CHSD 302	SAINT ANNE	\$78,799	08/19/2013
33-048-2080-26(00)	R O W V A CUSD 208	ONEIDA	\$72,060	08/26/2013
35-050-4250-26(00)	LOSTANT CUSD 425	LOSTANT	\$9,529	08/20/2013
38-054-0210-26(00)	HARTSBURG EMDEN CUSD 21	HARTSBURG	\$45,480	08/23/2013
38-054-4040-16(00)	LINCOLN CHSD 404	LINCOLN	\$159,071	08/20/2013
38-060-1260-26(00)	HAVANA CUSD 126	HAVANA	\$233,576	08/22/2013
38-060-1910-26(00)	MIDWEST CENTRAL CUD 191	MANITO	\$143,902	08/22/2013
38-065-2020-26(00)	PORTA CUSD 202	PETERSBURG	\$189,662	08/20/2013
39-055-0010-26(00)	ARGENTA-OREANA CUSD 1	ARGENTA	\$51,309	08/20/2013
39-055-0020-26(00)	MAROA FORSYTH CUSD 2	MAROA	\$111,415	08/20/2013
39-055-0150-26(00)	MERIDIAN CUSD 15	BLUE MOUND	\$86,493	08/20/2013
39-074-0050-26(00)	BEMENT CUSD 5	BEMENT	\$42,123	08/20/2013
39-074-0250-26(00)	MONTICELLO CU 25	MONTICELLO	\$82,095	08/20/2013
39-074-0390-26(00)	ATWOOD HAMMOND CUSD 39	ATWOOD	\$108,223	08/20/2013
39-074-1000-26(00)	CERRO GORDO CUSD 100	CERRO GORDO	\$56,867	08/20/2013
40-007-0400-26(00)	CALHOUN CUSD 40	HARDIN	\$91,784	08/20/2013
40-031-0100-26(00)	GREENFIELD CUSD 10	GREENFIELD	\$76,484	08/20/2013

**ILLINOIS STATE BOARD OF EDUCATION
FUNDING AND DISBURSEMENT SERVICES DIVISION
100 NORTH FIRST STREET, SPRINGFIELD, IL 62777**

Approved Grants Less Than 1 Million

Thru Date:(08/01/2013-08/31/2013)

40-042-1000-26(00)	JERSEY CUSD 100	JERSEYVILLE	\$330,399	08/23/2013
40-056-0010-26(00)	COUNTY OF MACOUPIN CUSD 1	CARLINVILLE	\$232,944	08/23/2013
40-056-0050-26(00)	MT OLIVE CUSD 5	MOUNT OLIVE	\$81,154	08/20/2013
40-056-0060-26(00)	STAUNTON CUSD 6	STAUNTON	\$202,530	08/20/2013
40-056-0080-26(00)	BUNKER HILL CUSD 8	BUNKER HILL	\$118,010	08/20/2013
40-056-0340-26(00)	NORTH MAC CUSD 34	GIRARD	\$300,188	08/19/2013
41-057-0020-26(00)	TRIAD CUSD 2	TROY	\$247,024	08/23/2013
41-057-0030-26(00)	VENICE CUSD 3	VENICE	\$187,787	08/20/2013
41-057-0050-26(00)	HIGHLAND CUSD 5	HIGHLAND	\$236,023	08/20/2013
41-057-0130-02(00)	EAST ALTON SD 13	EAST ALTON	\$456,080	08/19/2013
41-057-0140-16(00)	EAST ALTON-WOOD RIVER CHSD 14	WOOD RIVER	\$178,988	08/29/2013
43-102-0600-26(00)	ROANOKE BENSON CUSD 60	ROANOKE	\$54,975	08/29/2013
44-063-0460-03(00)	PRAIRIE GROVE CSD 46	CRYSTAL LAKE	\$79,697	08/29/2013
46-009-0150-26(00)	BEARDSTOWN CUSD 15	BEARDSTOWN	\$301,672	08/20/2013
46-009-0640-26(00)	VIRGINIA CUSD 64	VIRGINIA	\$56,119	08/20/2013
46-009-2620-26(00)	A-C CENTRAL CUSD 262	ASHLAND	\$59,827	08/20/2013
46-069-0270-26(00)	TRIOPIA CUSD 27	CONCORD	\$72,178	08/20/2013
46-069-1170-22(00)	JACKSONVILLE SD 117	JACKSONVILLE	\$864,161	08/20/2013
48-072-0620-02(00)	PLEASANT VALLEY SD 62	PEORIA	\$285,241	08/26/2013
48-072-3160-04(00)	LIMESTONE WALTERS CCSD 316	PEORIA	\$16,631	08/26/2013
49-081-0300-17(00)	UNITED THSD 30	EAST MOLINE	\$385,052	08/28/2013
49-081-1000-26(00)	RIVERDALE CUSD 100	PORT BYRON	\$70,347	08/19/2013
50-082-0300-03(00)	ST LIBORY CSD 30	SAINT LIBORY	\$8,114	08/23/2013
50-082-0600-26(00)	NEW ATHENS CUSD 60	NEW ATHENS	\$82,293	08/23/2013
50-082-0700-04(00)	FREEBURG CCSD 70	FREEBURG	\$85,072	08/20/2013
50-082-1040-02(00)	CENTRAL SD 104	OFALLON	\$121,218	08/20/2013
50-082-1100-04(00)	COUNTY OF ST CLAIR	FAIRVIEW HEIGH	\$138,384	08/20/2013
50-082-1130-02(00)	WOLF BRANCH SD 113	SWANSEA	\$44,858	08/23/2013
50-082-1880-22(00)	BROOKLYN UD 188	LOVEJOY	\$131,498	08/20/2013
50-082-2030-17(00)	OFALLON TWP HSD 203	OFALLON	\$146,597	08/19/2013
51-084-003A-26(00)	ROCHESTER CUSD 3A	ROCHESTER	\$121,676	08/20/2013
51-084-0050-26(00)	BALL CHATHAM CUSD 5	CHATHAM	\$314,452	08/20/2013
51-084-0100-26(00)	AUBURN CUSD 10	AUBURN	\$166,029	08/20/2013
51-084-0160-26(00)	COMMUNITY UNIT DISTRICT NO 16	NEW BERLIN	\$114,117	08/22/2013
53-090-0850-02(00)	SCHOOL DISTRICT NO 85	EAST PEORIA	\$16,596	08/20/2013
53-090-0860-02(00)	EAST PEORIA SD 86	EAST PEORIA	\$285,822	08/20/2013
53-090-1370-02(00)	SOUTH PEKIN SD 137	SOUTH PEKIN	\$71,875	08/19/2013
53-090-3030-16(00)	PEKIN CHSD 303	PEKIN	\$318,166	08/22/2013
53-090-3080-16(00)	WASHINGTON CHSD 308	WASHINGTON	\$76,963	08/20/2013
53-090-7010-26(00)	DEER CREEK-MACKINAW CUSD 701	MACKINAW	\$50,576	08/20/2013
53-090-7020-26(00)	TREMONT CUD 702	TREMONT	\$27,952	08/19/2013
53-090-7030-26(00)	DELAVAN CUSD 703	DELAVAN	\$50,290	08/20/2013
54-092-0020-26(00)	WESTVILLE CUSD 2	WESTVILLE	\$440,431	08/20/2013
54-092-0050-26(00)	CATLIN CUSD 5	CATLIN	\$44,775	08/19/2013
54-092-0100-26(00)	POTOMAC CUSD 10	POTOMAC	\$55,644	08/19/2013
54-092-0110-26(00)	HOOPESTON AREA CUSD 11	HOOPESTON	\$506,807	08/20/2013
54-092-0120-26(00)	JAMAICA CUSD 12	SIDELL	\$68,052	08/20/2013
54-092-0610-03(00)	ARMSTRONG-ELLIS CSD 61	ARMSTRONG	\$58,468	08/20/2013
55-098-0010-26(00)	ERIE CUSD 1	ERIE	\$37,550	08/30/2013

**ILLINOIS STATE BOARD OF EDUCATION
FUNDING AND DISBURSEMENT SERVICES DIVISION
100 NORTH FIRST STREET, SPRINGFIELD, IL 62777**

Approved Grants Less Than 1 Million

Thru Date:(08/01/2013-08/31/2013)

56-099-070C-04(00)	LARAWAY CCSD 70C	JOLIET	\$140,018	08/20/2013
56-099-0910-02(00)	LOCKPORT SD 91	LOCKPORT	\$62,772	08/20/2013
			\$33,277,415	

Program: 2014 - 4305, Title I - Low Income - Neglected Priv.

<u>RCDT</u>	<u>District Name</u>	<u>City</u>	<u>Budget Amt</u>	<u>Approval Date</u>
01-001-1720-22(00)	QUINCY SD 172	QUINCY	\$54,363	08/23/2013
09-010-1160-22(00)	URBANA SD 116	URBANA	\$72,214	08/23/2013
20-097-0050-26(00)	CARMI-WHITE COUNTY CUSD 5	CARMI	\$40,800	08/23/2013
25-041-0800-02(00)	MT VERNON CITY SCHOOL 80	MOUNT VERNON	\$16,502	08/23/2013
			\$183,879	

Program: 2014 - 4306, Title I - Low Income - Delinquent Priv

<u>RCDT</u>	<u>District Name</u>	<u>City</u>	<u>Budget Amt</u>	<u>Approval Date</u>
01-001-1720-22(00)	QUINCY SD 172	QUINCY	\$46,908	08/23/2013
17-064-0050-26(00)	MCLEAN COUNTY UD 5	NORMAL	\$57,220	08/23/2013
41-057-0070-26(00)	EDWARDSVILLE SD 7	EDWARDSVILLE	\$66,240	08/23/2013
			\$170,368	

Program: 2014 - 4339, School Improvement Grant (Section 1003g)

<u>RCDT</u>	<u>District Name</u>	<u>City</u>	<u>Budget Amt</u>	<u>Approval Date</u>
13-058-5010-26(12)	SANDOVAL CUSD 501	SANDOVAL	\$853,512	08/29/2013
			\$853,512	

Program: 2014 - 4421, Title IV - 21st Century Comm Learning Centers

<u>RCDT</u>	<u>District Name</u>	<u>City</u>	<u>Budget Amt</u>	<u>Approval Date</u>
05-016-0650-04(10)	EVANSTON C C SCHOOL DIST 65	EVANSTON	\$124,067	08/27/2013
15-016-191P-00(12)	METROPOLITAN FAMILY SERVICES	CHICAGO	\$750,000	08/30/2013
15-016-206P-00(10)	CHICAGO YOUTH CENTERS	CHICAGO	\$337,500	08/22/2013
15-016-206P-00(12)	CHICAGO YOUTH CENTERS	CHICAGO	\$600,000	08/27/2013
22-029-0660-25(10)	CANTON UNION SD 66	CANTON	\$112,402	08/30/2013
34-049-020P-00(13)	NICASA NFP	ROUND LAKE	\$136,840	08/22/2013
50-082-1870-26(10)	CAHOKIA CUSD 187	CAHOKIA	\$248,100	08/27/2013
56-000-0000-00(10)	REGIONAL OFFICE OF EDUCATION56	NEW LENOX	\$371,600	08/13/2013
65-108-1655-51(13)	AMERICA SCORES CHICAGO	CHICAGO	\$450,000	08/30/2013
65-108-1875-51(12)	URBAN GATEWAYS	CHICAGO	\$150,000	08/21/2013
65-108-5520-51(01)	FAMILY FOCUS	CHICAGO	\$562,500	08/27/2013
65-108-5520-51(31)	FAMILY FOCUS	CHICAGO	\$213,000	08/27/2013
			\$4,056,009	

Program: 2014 - 4600, Fed. - Sp. Ed. - Pre-School Flow Through

<u>RCDT</u>	<u>District Name</u>	<u>City</u>	<u>Budget Amt</u>	<u>Approval Date</u>
01-001-1720-61(00)	SPEC EDUC ASSOC OF ADAMS COU	QUINCY	\$6,821	08/14/2013
02-061-0010-26(00)	MASSAC COUNTY UNIT SCHOOL DIST 1	METROPOLIS	\$33,848	08/06/2013
02-077-8010-60(00)	JAMP SPECIAL EDUCATION SERVICES	GRAND CHAIN	\$56,340	08/06/2013
04-004-1000-61(00)	BOONE COUNTY SPEC EDUC COOP	BELVIDERE	\$51,794	08/06/2013
04-101-1220-22(00)	HARLEM CONSOLIDATED SD 122	MACHESNEY PA	\$37,968	08/06/2013
04-101-2050-25(00)	SCHOOL DIST 205 BOARD OF	ROCKFORD	\$286,378	08/06/2013
05-016-0150-04(00)	COMM CONS SCHOOL DISTRICT NO 15	PALATINE	\$105,973	08/06/2013
05-016-0390-61(00)	WILMETTE COMM SPEC ED AGREEMENT	WILMETTE	\$37,264	08/06/2013
05-016-0630-02(00)	EAST MAINE SD 63	DES PLAINES	\$29,920	08/15/2013

**ILLINOIS STATE BOARD OF EDUCATION
FUNDING AND DISBURSEMENT SERVICES DIVISION
100 NORTH FIRST STREET, SPRINGFIELD, IL 62777**

Approved Grants Less Than 1 Million

Thru Date:(08/01/2013-08/31/2013)

05-016-0640-04(00)	SCHOOL DIST 64 CONSOLIDATED	PARK RIDGE	\$19,048	08/27/2013
05-016-0650-04(00)	EVANSTON C C SCHOOL DIST 65	EVANSTON	\$62,294	08/06/2013
05-016-8050-60(00)	NSSEO	MT PROSPECT	\$192,805	08/06/2013
05-016-8070-60(00)	NILES TWP DISTRICT FOR SPEC EDUC	MORTON GROVE	\$68,865	08/29/2013
06-016-0830-61(00)	LEYDEN AREA SPEC EDUC COOP	FRANKLIN PARK	\$33,964	08/14/2013
06-016-0900-02(00)	RIVER FOREST SD 90	RIVER FOREST	\$16,188	08/06/2013
06-016-0980-02(00)	COUNTY OF COOK SCHOOL DIST 98	BERWYN	\$27,968	08/06/2013
06-016-0990-02(00)	COUNTY OF COOK SD 99	CICERO	\$74,054	08/06/2013
06-016-1000-02(00)	BOARD OF EDUCATION SD 100	BERWYN	\$39,677	08/06/2013
06-016-2040-61(00)	LAGRANGE AREA DEPT SPEC ED-L	LA GRANGE	\$126,277	08/13/2013
06-016-8030-60(00)	PROVISO AREA EXCEPTIONAL CHI	MAYWOOD	\$99,152	08/06/2013
07-016-1275-61(00)	EISENHOWER COOPERATIVE	CRESTWOOD	\$117,756	08/06/2013
07-016-1400-02(00)	KIRBY SD 140	TINLEY PARK	\$61,518	08/06/2013
07-016-1420-61(00)	SOUTHWEST COOK COOP SPEC ED	OAK FOREST	\$181,712	08/28/2013
09-010-0000-61(00)	RURAL CHAMPAIGN CTY SP ED COOP	RANTOUL	\$55,925	08/06/2013
09-010-0040-26(00)	CHAMPAIGN CUSD 4	CHAMPAIGN	\$88,766	08/06/2013
09-010-1160-22(00)	URBANA SD 116	URBANA	\$64,754	08/06/2013
09-027-0050-61(00)	FORD SPECIAL EDUCATION COOP	GIBSON CITY	\$12,336	08/06/2013
11-015-8010-60(00)	EASTERN ILLINOIS AREA SPEC ED	CHARLESTON	\$336,718	08/06/2013
12-017-8010-60(00)	SOUTH EASTERN SPEC EDUC PROG	SAINTE MARIE	\$143,180	08/06/2013
16-019-4240-26(00)	GENOA KINGSTON CUSD 424	GENOA	\$9,849	08/06/2013
16-019-4250-26(00)	COMMUNITY UNIT DIST 425	SHABBONA	\$2,648	08/27/2013
16-019-4260-26(00)	HIAWATHA CUSD 426	KIRKLAND	\$1,987	08/06/2013
16-019-4270-26(00)	SYCAMORE CUSD 427	SYCAMORE	\$8,325	08/14/2013
16-019-4280-26(00)	DEKALB CUSD 428	DE KALB	\$17,488	08/06/2013
16-019-4290-26(00)	HINCKLEY BIG ROCK CUSD 429	HINCKLEY	\$3,935	08/06/2013
16-019-4300-26(00)	SANDWICH CUSD 430	SANDWICH	\$8,909	08/06/2013
16-019-4320-26(00)	SOMONAUK CUSD 432	SOMONAUK	\$2,490	08/06/2013
17-053-0000-61(00)	LIVINGSTON CO SPEC SERVICES	PONTIAC	\$59,170	08/06/2013
17-053-4290-04(00)	PONTIAC CCSD 429	PONTIAC	\$15,167	08/06/2013
17-064-0050-26(00)	MCLEAN COUNTY UD 5	NORMAL	\$54,949	08/06/2013
17-064-0870-25(00)	BLOOMINGTON PUBLIC SCHOOLS	BLOOMINGTON	\$43,295	08/06/2013
19-022-0660-61(00)	SCH ASSOC SPEC ED DUPAGE SA	NAPERVILLE	\$234,709	08/12/2013
19-022-1810-04(00)	COMM CONS SCH DIST 181	BURR RIDGE	\$21,203	08/06/2013
19-022-2000-26(00)	COMMUNITY UNIT SCHOOL DIST 200	WHEATON	\$67,111	08/06/2013
19-022-2030-26(00)	COMMUNITY UNIT DISTRICT 203	NAPERVILLE	\$86,784	08/22/2013
19-022-2040-26(00)	INDIAN PRAIRIE 204	NAPERVILLE	\$189,963	08/29/2013
19-022-8020-60(00)	NORTH DUPAGE SP ED COOPERATIVE	ROSELLE	\$94,545	08/06/2013
20-097-8010-60(00)	WABASH AND OHIO VALLEY SP ED DST	NORRIS CITY	\$137,156	08/06/2013
21-028-1680-26(00)	FRANKFORT COMMUNITY UNIT 168	WEST FRANKFOR	\$22,006	08/06/2013
21-100-8010-60(00)	WILLIAMSON COUNTY SP ED DIST	MARION	\$66,394	08/06/2013
24-032-1010-61(00)	GRUNDY COUNTY SPEC EDUC COOP	MORRIS	\$61,604	08/06/2013
24-047-0000-61(00)	KENDALL CO SPEC EDUC COOP	YORKVILLE	\$47,546	08/06/2013
25-041-8010-60(00)	FRANKLIN-JEFFERSON CO SPEC ED	BENTON	\$112,445	08/06/2013
28-037-8010-60(00)	HENRY-STARK COUNTIES SP ED D	KEWANEE	\$79,428	08/26/2013
30-039-1860-61(00)	TRI-COUNTY SP ED JNT AGREEME	MURPHYSBORO	\$104,018	08/22/2013
31-045-0460-22(00)	SCHOOL DISTRICT U-46	ELGIN	\$166,061	08/06/2013
31-045-1290-22(00)	AURORA WEST SCHOOL DIST 129	AURORA	\$56,545	08/06/2013
31-045-1310-22(00)	AURORA EAST USD 131	AURORA	\$56,213	08/27/2013

**ILLINOIS STATE BOARD OF EDUCATION
FUNDING AND DISBURSEMENT SERVICES DIVISION
100 NORTH FIRST STREET, SPRINGFIELD, IL 62777**

Approved Grants Less Than 1 Million

Thru Date:(08/01/2013-08/31/2013)

31-045-3000-26(00)	COMMUNITY UNIT SCHOOL DIST 300	CARPENTERSVIL	\$96,319	08/06/2013
32-046-0050-26(00)	COUNTY OF KANKAKEE 5 MANTENO	MANTENO	\$7,942	08/13/2013
32-046-0530-02(00)	BOURBONNAIS ESD 53	BOURBONNAIS	\$17,698	08/06/2013
32-046-1110-25(00)	KANKAKEE SD 111	KANKAKEE	\$31,205	08/26/2013
33-048-2050-61(00)	KNOX-WARREN SPEC EDUC DISTRI	GALESBURG	\$67,371	08/06/2013
34-049-0600-26(00)	COMMUNITY UNIT SCHOOL DIST 60	WAUKEGAN	\$83,080	08/06/2013
34-049-0950-26(00)	COMMUNITY UNIT SCHOOL DIST 95	LAKE ZURICH	\$21,100	08/06/2013
34-049-2200-26(00)	COMMUNITY UNIT SCH DIST 220	BARRINGTON	\$51,151	08/06/2013
34-049-8250-60(00)	SPEC EDUC DIST LAKE COUNTY	GAGES LAKE	\$509,982	08/06/2013
35-050-0000-61(00)	LASALLE-PUTNAM ED ALLIANCE SP ED	OTTAWA	\$148,514	08/06/2013
39-055-0610-61(00)	MACON-PIATT SPEC EDUC JNT AG	DECATUR	\$177,865	08/06/2013
40-056-8010-60(00)	SOUTH MACOUPIN ASSOCIATION	STAUNTON	\$38,664	08/06/2013
41-057-0020-26(00)	TRIAD CUSD 2	TROY	\$17,740	08/06/2013
41-057-0050-26(00)	HIGHLAND CUSD 5	HIGHLAND	\$17,232	08/06/2013
41-057-0070-26(00)	EDWARDSVILLE SD 7	EDWARDSVILLE	\$40,632	08/26/2013
41-057-0090-61(00)	MADISON CO REG I SPEC EDUC J	GRANITE CITY	\$97,767	08/06/2013
41-057-0110-26(00)	ALTON CUSD 11	ALTON	\$82,212	08/06/2013
41-057-8010-60(00)	REGION III SPECIAL EDUCATION	COTTAGE HILLS	\$158,651	08/30/2013
43-102-0690-61(00)	WOODFORD COUNTY SPEC EDUC AS	METAMORA	\$94,685	08/06/2013
45-079-1320-61(00)	PERANDOE SPEC EDUC DISTRICT	RED BUD	\$57,122	08/06/2013
47-052-1700-61(00)	LEE COUNTY SPEC EDUC ASSOC	DIXON	\$31,821	08/06/2013
47-071-2260-26(00)	BYRON COMMUNITY UNIT SD 226	BYRON	\$15,648	08/06/2013
47-071-8010-60(00)	OGLE COUNTY EDUC COOP	BYRON	\$80,608	08/06/2013
48-072-1500-25(00)	BOARD OF EDUCATION CITY OF	PEORIA	\$188,814	08/06/2013
49-081-8650-60(00)	BLACK HAWK AREA SP ED DISTRI	EAST MOLINE	\$227,593	08/29/2013
50-082-1890-61(00)	E ST LOUIS AREA JOINT AGREEM	EAST ST LOUIS	\$59,872	08/06/2013
50-082-1960-26(00)	DUPO CUSD 196	DUPO	\$14,654	08/06/2013
51-084-003A-26(00)	ROCHESTER CUSD 3A	ROCHESTER	\$5,987	08/06/2013
51-084-0050-26(00)	BALL CHATHAM CUSD 5	CHATHAM	\$26,046	08/06/2013
51-084-1860-25(00)	SPRINGFIELD SD 186	SPRINGFIELD	\$107,387	08/06/2013
53-090-3090-61(00)	TAZEWELL-MASON CNTYS SP ED A	PEKIN	\$284,410	08/06/2013
54-092-1180-24(00)	DANVILLE CCSD 118	DANVILLE	\$87,951	08/06/2013
54-092-8010-60(00)	VERMILION ASSOC FOR SPEC EDU	DANVILLE	\$111,270	08/06/2013
55-098-0000-61(00)	BI COUNTY SPECIAL EDUC COOP	STERLING	\$96,346	08/15/2013
56-099-033C-04(00)	HOMER CCSD 33	LOCKPORT	\$22,755	08/30/2013
56-099-0880-61(00)	LOCKPORT AREA SPEC EDUC COOP	LOCKPORT	\$24,695	08/06/2013
56-099-0920-02(00)	WILL COUNTY SD 92	LOCKPORT	\$18,097	08/06/2013
56-099-2020-22(00)	PLAINFIELD SD 202	PLAINFIELD	\$44,811	08/07/2013
56-099-365U-26(00)	VALLEY VIEW CUSD 365U	ROMEOVILLE	\$92,709	08/06/2013
65-108-9000-80(45)	ILLINOIS DEPT OF HUMAN SERVICES	SPRINGFIELD	\$36,416	08/06/2013
65-108-9000-80(RS)	ILLINOIS DEPT OF HUMAN SERVICES	SPRINGFIELD	\$3,399	08/06/2013
			\$7,699,427	

Program: 2014 - 4605, Fed. - Sp. Ed. - Pre-School Discretionary

<u>RCDT</u>	<u>District Name</u>	<u>City</u>	<u>Budget Amt</u>	<u>Approval Date</u>
07-016-1420-61(00)	SOUTHWEST COOK COOP SPEC ED	OAK FOREST	\$489,250	08/07/2013
15-016-2990-25(01)	CITY OF CHICAGO SD 299	CHICAGO	\$489,250	08/12/2013
19-022-0660-61(00)	SCH ASSOC SPEC ED DUPAGE SA	NAPERVILLE	\$309,000	08/07/2013
20-000-0000-00(00)	REGIONAL OFFICE OF EDUCATION20	HARRISBURG	\$350,000	08/07/2013

**ILLINOIS STATE BOARD OF EDUCATION
FUNDING AND DISBURSEMENT SERVICES DIVISION
100 NORTH FIRST STREET, SPRINGFIELD, IL 62777**

Approved Grants Less Than 1 Million

Thru Date:(08/01/2013-08/31/2013)

26-062-5440-51(00)	WESTERN ILLINOIS UNIVERSITY	MACOMB	\$978,500	08/07/2013
50-000-0000-00(00)	REGIONAL OFFICE OF EDUCATION50	BELLEVILLE	\$489,250	08/07/2013
65-108-0160-51(00)	THE CENTER RESOURCES FOR	ARLINGTON HTS	\$489,250	08/07/2013
			\$3,594,500	

Program: 2014 - 4620, Fed. - Sp. Ed. - I.D.E.A. - Flow Through

<u>RCDT</u>	<u>District Name</u>	<u>City</u>	<u>Budget Amt</u>	<u>Approval Date</u>
02-061-0010-26(00)	MASSAC COUNTY UNIT SCHOOL DIST 1	METROPOLIS	\$428,300	08/06/2013
05-016-0390-61(00)	WILMETTE COMM SPEC ED AGREEMENT	WILMETTE	\$865,738	08/05/2013
05-016-0630-02(00)	EAST MAINE SD 63	DES PLAINES	\$727,768	08/13/2013
05-016-2020-17(00)	EVANSTON TWP H S DIST 202	EVANSTON	\$587,183	08/20/2013
05-016-2190-17(00)	NILES TWP CHSD 219	SKOKIE	\$838,817	08/06/2013
06-016-0900-02(00)	RIVER FOREST SD 90	RIVER FOREST	\$437,949	08/05/2013
06-016-0980-02(00)	COUNTY OF COOK SCHOOL DIST 98	BERWYN	\$635,232	08/06/2013
06-016-1000-02(00)	BOARD OF EDUCATION SD 100	BERWYN	\$829,248	08/06/2013
06-016-2000-13(00)	OAK PARK & RIVER FOREST D 200	OAK PARK	\$720,655	08/12/2013
07-016-1400-02(00)	KIRBY SD 140	TINLEY PARK	\$840,034	08/06/2013
09-010-0030-26(00)	COMMUNITY UNIT SCHOOL DIST 3	MAHOMET	\$522,590	08/05/2013
09-010-1160-22(00)	URBANA SD 116	URBANA	\$960,585	08/05/2013
09-027-0050-61(00)	FORD SPECIAL EDUCATION COOP	GIBSON CITY	\$504,000	08/06/2013
16-019-4240-26(00)	GENOA KINGSTON CUSD 424	GENOA	\$302,009	08/05/2013
16-019-4250-26(00)	COMMUNITY UNIT DIST 425	SHABBONA	\$135,928	08/28/2013
16-019-4260-26(00)	HIAWATHA CUSD 426	KIRKLAND	\$103,108	08/05/2013
16-019-4270-26(00)	SYCAMORE CUSD 427	SYCAMORE	\$645,963	08/06/2013
16-019-4290-26(00)	HINCKLEY BIG ROCK CUSD 429	HINCKLEY	\$133,355	08/05/2013
16-019-4320-26(00)	SOMONAUK CUSD 432	SOMONAUK	\$153,032	08/05/2013
17-053-4290-04(00)	PONTIAC CCSD 429	PONTIAC	\$311,264	08/06/2013
19-022-1810-04(00)	COMM CONS SCH DIST 181	BURR RIDGE	\$698,870	08/06/2013
21-028-1680-26(00)	FRANKFORT COMMUNITY UNIT 168	WEST FRANKFOR	\$402,001	08/07/2013
32-038-8010-60(00)	IROQUOIS SPECIAL EDUC ASSN	CRESCENT CITY	\$825,371	08/06/2013
32-046-0050-26(00)	COUNTY OF KANKAKEE 5 MANTENO	MANTENO	\$409,999	08/22/2013
32-046-0530-02(00)	BOURBONNAIS ESD 53	BOURBONNAIS	\$430,028	08/06/2013
32-046-3070-16(00)	BRADLEY BOURBONNAIS CHSD 307	BRADLEY	\$395,048	08/05/2013
40-056-8010-60(00)	SOUTH MACOUPIN ASSOCIATION	STAUNTON	\$874,137	08/05/2013
41-057-0020-26(00)	TRIAD CUSD 2	TROY	\$676,324	08/28/2013
41-057-0050-26(00)	HIGHLAND CUSD 5	HIGHLAND	\$554,362	08/06/2013
47-052-1700-61(00)	LEE COUNTY SPEC EDUC ASSOC	DIXON	\$717,826	08/05/2013
47-071-2260-26(00)	BYRON COMMUNITY UNIT SD 226	BYRON	\$297,527	08/05/2013
50-082-1960-26(00)	DUPO CUSD 196	DUPO	\$254,607	08/06/2013
51-084-003A-26(00)	ROCHESTER CUSD 3A	ROCHESTER	\$393,084	08/06/2013
51-084-0050-26(00)	BALL CHATHAM CUSD 5	CHATHAM	\$719,482	08/06/2013
56-099-033C-04(00)	HOMER CCSD 33	LOCKPORT	\$636,465	08/30/2013
56-099-0880-61(00)	LOCKPORT AREA SPEC EDUC COOP	LOCKPORT	\$544,994	08/07/2013
56-099-0920-02(00)	WILL COUNTY SD 92	LOCKPORT	\$350,513	08/06/2013
56-099-2050-17(00)	LOCKPORT TWP HSD 205	LOCKPORT	\$537,277	08/06/2013
60-105-4280-30(00)	JUVENILE JUSTICE DEPT OF	SPRINGFIELD	\$486,260	08/19/2013
65-108-9000-80(45)	ILLINOIS DEPT OF HUMAN SERVICES	SPRINGFIELD	\$53,422	08/06/2013
65-108-9000-80(RS)	ILLINOIS DEPT OF HUMAN SERVICES	SPRINGFIELD	\$176,782	08/06/2013
			\$21,117,137	

**ILLINOIS STATE BOARD OF EDUCATION
FUNDING AND DISBURSEMENT SERVICES DIVISION
100 NORTH FIRST STREET, SPRINGFIELD, IL 62777**

Approved Grants Less Than 1 Million

Thru Date:(08/01/2013-08/31/2013)

Program: 2014 - 4720, CTE - Perkins - State Leadership

<u>RCDT</u>	<u>District Name</u>	<u>City</u>	<u>Budget Amt</u>	<u>Approval Date</u>
17-064-5450-51(00)	ILLINOIS STATE UNIVERSITY	NORMAL	\$275,000	08/21/2013
30-039-5400-51(00)	SOUTHERN ILL UNIV-CARBONDALE	CARBONDALE	\$635,000	08/21/2013
			\$910,000	

Program: 2014 - 4740, CTE - Perkins - DHS Ed

<u>RCDT</u>	<u>District Name</u>	<u>City</u>	<u>Budget Amt</u>	<u>Approval Date</u>
65-108-9000-80(45)	ILLINOIS DEPT OF HUMAN SERVICES	SPRINGFIELD	\$167,417	08/21/2013
			\$167,417	

Program: 2014 - 4745, CTE - Perkins - Secondary

<u>RCDT</u>	<u>District Name</u>	<u>City</u>	<u>Budget Amt</u>	<u>Approval Date</u>
01-001-1720-46(00)	WEST CENTRAL REGION - EFE 24	QUINCY	\$134,316	08/21/2013
02-002-7480-45(00)	FIVE-COUNTY REG VOC SYST-EFE	TAMMS	\$110,092	08/21/2013
03-026-7410-45(00)	BOND-FAYETTE-EFFINGHAM - EFE	VANDALIA	\$65,419	08/26/2013
04-000-0000-46(00)	CAREER ED ASSOC N CEN IL-EFE	ROCKFORD	\$651,077	08/21/2013
05-016-2070-46(00)	NORTH SUBURBAN EDUC REG-EFE	PARK RIDGE	\$524,505	08/21/2013
05-016-2140-46(00)	NORTHWEST EDUCATIONAL COUNCIL	ARLINGTON HTS	\$604,537	08/06/2013
06-016-2010-46(00)	MORTON REG DELIVERY SYST-EFE	CICERO	\$389,968	08/21/2013
06-016-2120-46(00)	DES PLAINES VALLEY EFE 030	RIVER GROVE	\$483,294	08/06/2013
07-016-2180-46(00)	MORAIN AREA CAREER SYST-EFE	OAK LAWN	\$634,438	08/06/2013
07-016-2270-46(00)	CAREER NETWORK SO COOK - EFE	OLYMPIA FIELDS	\$410,315	08/21/2013
07-016-2280-46(00)	CAREER DEVELPMT SYSTEM - EFE	OAK FOREST	\$631,694	08/06/2013
08-000-0000-46(00)	EAGLE RIDGE DELIVERY SYS-EFE	STOCKTON	\$48,725	08/21/2013
08-089-7230-45(00)	CAREER AND TECHNICAL EDUC CONS	FREEMONT	\$70,223	08/21/2013
09-010-0080-46(00)	CHAMPAIGN-FORD EFE SYSTEM	CHAMPAIGN	\$273,803	08/06/2013
10-068-0030-46(00)	CHRISTIAN-MONTGOMERY SYS-EFE	HILLSBORO	\$84,271	08/26/2013
11-015-7350-45(00)	EASTERN ILLINOIS SYSTEM-EFE	MATTOON	\$221,153	08/21/2013
12-000-0000-46(00)	TWIN RIVERS REG VOC SYSTEM	ROBINSON	\$47,942	08/06/2013
12-013-0350-46(00)	CLAY-JASPER-RCHLND-N WAYN-EF	FLORA	\$61,739	08/06/2013
13-000-0000-46(00)	MCW CAREER AND TECHNICAL EDUC	SALEM	\$116,439	08/21/2013
16-000-0000-46(00)	KISHWAUKEE ED CONSORTIUM-EFE	DE KALB	\$130,345	08/06/2013
17-053-0900-46(00)	LIVINGSTON EAST AREA - EFE 380	PONTIAC	\$54,083	08/21/2013
17-064-0870-46(00)	MCLEAN-DEWITT REG SYSTM-EFE	BLOOMINGTON	\$213,605	08/21/2013
20-000-0000-46(00)	OHIO & WABASH VALLEY REG SYS	NORRIS CITY	\$135,403	08/21/2013
21-000-0000-46(00)	FRANKLIN COUNTY REG SYST-EFE	BENTON	\$72,769	08/21/2013
21-100-8010-46(00)	WILLIAMSON CO REG VOC SY-EFE	HERRIN	\$98,719	08/21/2013
25-000-0000-46(00)	REND LAKE REG DEL SYSTEM-EFE	MT VERNON	\$81,391	08/21/2013
26-000-0000-46(00)	WESTERN AREA CAREER SYSTEM	MACOMB	\$109,183	08/21/2013
27-094-7290-45(00)	DELABAR VOC EDUC SYSTEM-EFE	MONMOUTH	\$119,396	08/21/2013
30-000-0000-46(00)	JACKSON-PERRY REG DEL SY-EFE	PINCKNEYVILLE	\$121,572	08/21/2013
31-000-0000-46(00)	VALLEY EDUC EMPLMT SYSTM-EFE	SUGAR GROVE	\$619,882	08/06/2013
31-045-0460-46(00)	NORTHERN KANE VOC SYSTEM-EFE	ELGIN	\$612,047	08/21/2013
32-000-0000-46(00)	KANKAKEE AREA REG SYSTEM-EFE	BOURBONNAIS	\$230,308	08/21/2013
32-000-0000-47(00)	IROQUOIS AREA DEL SYSTEM-EFE	WATSEKA	\$35,268	08/06/2013
35-050-7200-45(00)	STARVED ROCK FOR VOC TECHNIC	PERU	\$166,082	08/06/2013
38-000-0000-46(00)	LINCOLN LAND REG DEL SYST-EFE	LINCOLN	\$56,007	08/06/2013
39-000-0000-46(00)	IL HEARTLAND REGN PLAN - EFE	DECATUR	\$185,547	08/21/2013

**ILLINOIS STATE BOARD OF EDUCATION
FUNDING AND DISBURSEMENT SERVICES DIVISION
100 NORTH FIRST STREET, SPRINGFIELD, IL 62777**

Approved Grants Less Than 1 Million

Thru Date:(08/01/2013-08/31/2013)

40-000-0000-46(00)	CENTRAL ILLINOIS RURAL REGION	JERSEYVILLE	\$97,254	08/06/2013
41-057-7450-45(00)	MADISON CTY REG VOC EDUC-EFE	EDWARDSVILLE	\$406,328	08/21/2013
43-102-7210-45(00)	CENTRAL IL VOC ED COOP - EFE	METAMORA	\$55,910	08/21/2013
44-000-0000-46(00)	MCHENRY COUNTY CO-OP - EFE 1	WOODSTOCK	\$317,050	08/21/2013
45-000-0000-46(00)	OKAW REGIONAL VOC SYSTEM-EFE	CHESTER	\$92,270	08/30/2013
46-009-7000-45(00)	TWO RIVERS CAREER EDUCATION	BEARDSTOWN	\$76,767	08/21/2013
48-000-0000-46(00)	PEORIA EDUCATIONAL REGN-EFE	PEORIA	\$309,898	08/06/2013
49-081-0300-46(00)	QUAD CITY CAREER AND TECH ED CO	EAST MOLINE	\$302,744	08/21/2013
50-082-7460-45(00)	ST CLAIR CTY-BAC REG VOC SYS	BELLEVILLE	\$362,404	08/21/2013
51-084-7310-45(00)	REGIONAL OFFICE OF CAREER	SPRINGFIELD	\$349,820	08/21/2013
53-000-0000-46(00)	TAZEWELL COUNTY DEL SYST-EFE	PEKIN	\$208,491	08/21/2013
54-092-7400-45(00)	VERMILION VOC ED DEL SYS-EFE	DANVILLE	\$163,662	08/06/2013
55-098-0050-46(00)	WHITESIDE-EFE 230	STERLING	\$147,549	08/06/2013
56-099-7110-45(00)	THREE RIVERS EDUCATION FOR EMPLO	JOLIET	\$794,144	08/06/2013
			\$12,289,848	

Program: 2014 - 4901, Race To The Top

<u>RCDT</u>	<u>District Name</u>	<u>City</u>	<u>Budget Amt</u>	<u>Approval Date</u>
04-101-3230-26(00)	WINNEBAGO CUSD 323	WINNEBAGO	\$4,876	08/26/2013
04-101-3230-26(IM)	WINNEBAGO CUSD 323	WINNEBAGO	\$3,031	08/27/2013
07-016-1320-02(IM)	CALUMET PUBLIC SD 132	CALUMET PARK	\$6,936	08/27/2013
07-016-1600-02(IM)	COUNTRY CLUB HILLS SD 160	COUNTRY CLUB H	\$2,596	08/27/2013
07-016-1620-02(00)	MATTESON SCHOOL DISTRICT 162	RIGHTON PARK	\$16,906	08/26/2013
07-016-1620-02(IM)	MATTESON SCHOOL DISTRICT 162	RIGHTON PARK	\$5,191	08/28/2013
08-008-3080-26(00)	EASTLAND CUSD 308	LANARK	\$4,119	08/26/2013
08-008-3080-26(IM)	EASTLAND CUSD 308	LANARK	\$723	08/27/2013
09-010-1160-22(00)	URBANA SD 116	URBANA	\$46,643	08/26/2013
12-080-0010-26(00)	EAST RICHLAND CUSD 1	OLNEY	\$13,530	08/26/2013
12-080-0010-26(IM)	EAST RICHLAND CUSD 1	OLNEY	\$1,733	08/27/2013
12-080-0020-26(00)	COUNTY OF RICHLAND	NOBLE	\$3,517	08/26/2013
12-080-0020-26(IM)	COUNTY OF RICHLAND	NOBLE	\$1,376	08/27/2013
17-064-0050-26(00)	MCLEAN COUNTY UD 5	NORMAL	\$31,187	08/26/2013
17-064-0870-25(00)	BLOOMINGTON PUBLIC SCHOOLS	BLOOMINGTON	\$43,248	08/28/2013
17-064-0870-25(IM)	BLOOMINGTON PUBLIC SCHOOLS	BLOOMINGTON	\$21,146	08/27/2013
19-022-0020-02(00)	BENSENVILLE ELEM SCH DIST 2	BENSENVILLE	\$10,675	08/27/2013
19-022-0040-02(00)	COUNTY OF DUPAGE SCHOOL DIST 4	ADDISON	\$21,450	08/26/2013
19-022-0040-02(IM)	COUNTY OF DUPAGE SCHOOL DIST 4	ADDISON	\$9,601	08/27/2013
20-093-3480-26(IM)	WABASH CUSD 348	MOUNT CARMEL	\$2,382	08/27/2013
22-029-0660-25(IM)	CANTON UNION SD 66	CANTON	\$6,641	08/27/2013
30-039-1400-04(IM)	UNITY POINT CCSD 140	CARBONDALE	\$867	08/27/2013
38-060-1890-26(IM)	ILLINI CENTRAL SCHOOL DIST 189	MASON CITY	\$2,242	08/28/2013
48-072-1500-25(IM)	BOARD OF EDUCATION CITY OF	PEORIA	\$63,760	08/27/2013
50-082-1890-22(IM)	BOARD OF EDUCATION SD 189	EAST ST LOUIS	\$7,375	08/27/2013
			\$331,751	

Program: 2014 - 4920, McKinney Education for Homeless Children

<u>RCDT</u>	<u>District Name</u>	<u>City</u>	<u>Budget Amt</u>	<u>Approval Date</u>
26-000-0000-00(00)	REGIONAL OFFICE OF EDUCATION26	MACOMB	\$207,010	08/27/2013
			\$207,010	

**ILLINOIS STATE BOARD OF EDUCATION
FUNDING AND DISBURSEMENT SERVICES DIVISION
100 NORTH FIRST STREET, SPRINGFIELD, IL 62777**

Approved Grants Less Than 1 Million

Thru Date:(08/01/2013-08/31/2013)

Program: 2014 - 4932, Title II - Teacher Quality

<u>RCDT</u>	<u>District Name</u>	<u>City</u>	<u>Budget Amt</u>	<u>Approval Date</u>
01-001-0030-26(00)	COMMUNITY UNIT SCHOOL DIST 3	CAMP POINT	\$50,720	08/20/2013
01-001-1720-22(00)	QUINCY SD 172	QUINCY	\$366,383	08/20/2013
01-075-0030-26(00)	PLEASANT HILL CUSD 3	PLEASANT HILL	\$14,797	08/27/2013
01-075-0100-26(00)	PIKELAND CUSD 10	PITTSFIELD	\$68,331	08/20/2013
02-002-0010-22(00)	CAIRO SD 1	CAIRO	\$119,675	08/20/2013
02-002-0050-26(00)	EGYPTIAN CUSD 5	TAMMS	\$57,330	08/20/2013
02-044-0320-03(00)	NEW SIMPSON HILL C D 32	TUNNEL HILL	\$13,874	08/20/2013
02-044-0430-03(00)	BUNCOMBE CSD 43	BUNCOMBE	\$5,474	08/20/2013
02-044-0550-02(00)	VIENNA PUBLIC SCHOOL DIST 55	VIENNA	\$19,248	08/20/2013
02-044-0640-02(00)	CYPRESS SD 64	CYPRESS	\$14,406	08/20/2013
02-077-1000-26(00)	CENTURY CUSD 100	ULLIN	\$29,129	08/20/2013
02-077-1010-26(00)	MERIDIAN CUSD 101	MOUNDS	\$93,843	08/20/2013
02-091-0170-22(00)	COBDEN SUD 17	COBDEN	\$26,134	08/23/2013
02-091-0430-04(00)	COUNTY OF UNION SCH DIST NO 43	JONESBORO	\$23,006	08/23/2013
02-091-0660-22(00)	DONGOLA CUSD 66	DONGOLA	\$17,383	08/20/2013
03-003-0010-26(00)	MULBERRY GROVE CUSD 1	MULBERRY GRO	\$13,836	08/29/2013
03-025-0100-26(00)	ALTAMONT CUSD 10	ALTAMONT	\$37,963	08/20/2013
03-025-0200-26(00)	BEECHER CITY CUSD 20	BEECHER CITY	\$14,288	08/20/2013
03-025-0500-26(00)	COMMUNITY UNIT SCHOOL DIST 50	TEUTOPOLIS	\$30,524	08/20/2013
03-026-2010-26(00)	BROWNSTOWN CUSD 201	BROWNSTOWN	\$16,213	08/20/2013
03-026-2020-26(00)	ST ELMO CUSD 202	SAINT ELMO	\$31,546	08/20/2013
03-026-2040-26(00)	RAMSEY CUSD 204	RAMSEY	\$32,014	08/20/2013
04-000-0000-00(00)	REGIONAL OFFICE OF EDUCATION04	LOVES PARK	\$1,278	08/20/2013
04-101-1340-04(00)	SHIRLAND CCSD 134	SHIRLAND	\$5,592	08/26/2013
04-101-1400-04(00)	ROCKTON SD 140	ROCKTON	\$23,128	08/20/2013
07-016-1100-02(00)	CENTRAL STICKNEY SD 110	CHICAGO	\$7,098	08/29/2013
07-016-1230-02(00)	OAK LAWN-HOMETOWN S D 123	OAK LAWN	\$94,593	08/20/2013
07-016-1300-02(00)	COOK COUNTY SD 130	BLUE ISLAND	\$138,920	08/29/2013
07-016-1400-02(00)	KIRBY SD 140	TINLEY PARK	\$73,529	08/20/2013
07-016-1420-02(00)	FOREST RIDGE SD 142	OAK FOREST	\$42,744	08/20/2013
07-016-1450-02(00)	ARBOR PARK SD 145	OAK FOREST	\$31,314	08/20/2013
07-016-1525-02(00)	HAZEL CREST SD 152-5	HAZEL CREST	\$68,416	08/29/2013
07-016-1540-02(00)	THORNTON SD 154	THORNTON	\$2,514	08/20/2013
07-016-1550-02(00)	CALUMET CITY SD 155	CALUMET CITY	\$62,464	08/22/2013
07-016-1700-02(00)	CHICAGO HEIGHTS SD 170	CHICAGO HEIGH	\$265,818	08/20/2013
07-016-2170-16(00)	ARGO CHSD 217	SUMMIT	\$39,934	08/23/2013
08-043-2110-26(00)	SCALES MOUND CUSD 211	SCALES MOUND	\$6,396	08/29/2013
08-089-2000-26(00)	PEARL CITY CUSD 200	PEARL CITY	\$11,547	08/20/2013
09-010-0030-26(00)	COMMUNITY UNIT SCHOOL DIST 3	MAHOMET	\$54,802	08/20/2013
09-010-0040-26(00)	CHAMPAIGN CUSD 4	CHAMPAIGN	\$422,142	08/20/2013
09-010-0080-26(00)	HERITAGE CUSD 8	HOMER	\$16,156	08/29/2013
09-010-1300-04(00)	THOMASBORO CCSD 130	THOMASBORO	\$12,597	08/20/2013
09-010-1930-17(00)	RANTOUL TWP HSD 193	RANTOUL	\$20,064	08/20/2013
09-010-1970-04(00)	PRAIRIEVIEW-OGDEN CCSD 197	ROYAL	\$12,661	08/20/2013
10-011-0010-26(00)	MORRISONVILLE CUSD 1	MORRISONVILLE	\$6,767	08/20/2013
10-011-0030-26(00)	COUNTY OF CHRISTIAN TAYLORVILLE	TAYLORVILLE	\$105,095	08/20/2013
10-011-0080-26(00)	PANA SD 8	PANA	\$88,212	08/20/2013

ILLINOIS STATE BOARD OF EDUCATION
FUNDING AND DISBURSEMENT SERVICES DIVISION
100 NORTH FIRST STREET, SPRINGFIELD, IL 62777

Approved Grants Less Than 1 Million

Thru Date:(08/01/2013-08/31/2013)

10-011-0140-24(00)	SOUTH FORK SD 14	KINCAID	\$10,791	08/22/2013
10-068-0020-26(00)	PANHANDLE COMM UNIT SCH DIST	RAYMOND	\$19,983	08/20/2013
10-068-0030-26(00)	HILLSBORO CUSD 3	HILLSBORO	\$113,383	08/20/2013
10-068-0220-26(00)	NOKOMIS CUSD 22	NOKOMIS	\$41,304	08/20/2013
11-000-0000-00(00)	REGIONAL OFFICE OF EDUCATION11	CHARLESTON	\$1,254	08/20/2013
11-015-0050-26(00)	COUNTY OF COLE	OAKLAND	\$18,315	08/20/2013
11-021-3060-26(00)	ARCOLA CUSD 306	ARCOLA	\$18,787	08/20/2013
11-023-0010-26(00)	SHILOH CUSD 1	HUME	\$40,487	08/20/2013
11-023-0030-26(00)	COMMUNITY UNIT DISTRICT 3	KANSAS	\$7,709	08/20/2013
11-023-0040-26(00)	COMMUNITY UNIT SCHOOL DIST 4	PARIS	\$26,898	08/22/2013
11-023-0950-25(00)	SCHOOL DISTRICT NO 95	PARIS	\$85,616	08/20/2013
11-070-3000-26(00)	SULLIVAN C U SCHOOL DIST 300	SULLIVAN	\$37,316	08/20/2013
11-070-3020-26(00)	OKAW VALLEY CUSD 302	BETHANY	\$18,108	08/20/2013
11-087-003A-26(00)	COWDEN-HERRICK CUSD 3A	COWDEN	\$29,101	08/20/2013
11-087-0040-26(00)	SHELBYVILLE CUSD 4	SHELBYVILLE	\$42,737	08/20/2013
11-087-005A-26(00)	STEWARDSON-STRASBURG CUD 5A	STRASBURG	\$16,659	08/23/2013
11-087-0210-26(00)	CENTRAL A AND M COMMUNITY UNIT	ASSUMPTION	\$32,392	08/20/2013
12-013-0250-26(00)	NORTH CLAY CUSD 25	LOUISVILLE	\$40,551	08/20/2013
12-013-0350-26(00)	FLORA CUSD 35	FLORA	\$59,952	08/20/2013
12-017-0010-26(00)	COUNTY OF CRAWFORD CUSD 1	HUTSONVILLE	\$21,119	08/23/2013
12-017-0040-26(00)	OBLONG CUSD 4	OBLONG	\$27,035	08/20/2013
12-040-0010-26(00)	JASPER COUNTY CUD 1	NEWTON	\$84,894	08/20/2013
12-051-0100-26(00)	RED HILL CUSD 10	BRIDGEPORT	\$64,704	08/20/2013
13-014-0210-02(00)	AVISTON SCHOOL DISTRICT 21	AVISTON	\$5,961	08/22/2013
13-014-0570-02(00)	BARTELSD SD 57	BARTELSD	\$9,707	08/20/2013
13-014-0600-02(00)	GERMANTOWN SD 60	GERMANTOWN	\$14,358	08/27/2013
13-014-1415-02(00)	ST ROSE SD 14-15	ST ROSE	\$5,007	08/22/2013
13-058-0100-04(00)	SELMAVILLE CCSD 10	SALEM	\$11,505	08/22/2013
13-058-1000-26(00)	PATOKA CUSD 100	PATOKA	\$16,870	08/20/2013
13-058-1330-02(00)	CENTRAL CITY SD 133	CENTRALIA	\$19,767	08/20/2013
13-058-4010-26(00)	SOUTH CENTRAL CUSD 401	KINMUNDY	\$36,160	08/29/2013
13-058-5010-26(00)	SANDOVAL CUSD 501	SANDOVAL	\$39,434	08/20/2013
13-058-6000-16(00)	SALEM CHSD 600	SALEM	\$29,029	08/20/2013
13-095-0110-04(00)	IRVINGTON CCSD 11	IRVINGTON	\$6,377	08/22/2013
13-095-0490-04(00)	NASHVILLE CCSD 49	NASHVILLE	\$21,850	08/20/2013
13-095-0990-16(00)	NASHVILLE CHSD 99	NASHVILLE	\$10,851	08/20/2013
17-020-0180-26(00)	BLUE RIDGE CUSD 18	FARMER CITY	\$25,138	08/20/2013
17-053-0050-26(00)	WOODLAND CUSD 5	STREATOR	\$27,132	08/22/2013
17-053-0080-26(00)	PRAIRIE CENTRAL CUSD 8	FAIRBURY	\$72,789	08/20/2013
17-053-0740-27(00)	FLANAGAN-CORNELL UNIT DIST 74	FLANAGAN	\$11,934	08/22/2013
17-053-2320-02(00)	DWIGHT COMMON SD 232	DWIGHT	\$27,703	08/20/2013
17-053-4250-04(00)	ROOKS CREEK CCSD 425	GRAYMONT	\$1,800	08/20/2013
17-053-4260-04(00)	CORNELL CCSD 426	CORNELL	\$3,027	08/20/2013
17-053-4290-04(00)	PONTIAC CCSD 429	PONTIAC	\$68,146	08/29/2013
17-053-4380-04(00)	SAUNEMIN CCSD 438	SAUNEMIN	\$4,502	08/20/2013
17-064-0020-26(00)	LEROY CUSD 2	LE ROY	\$25,880	08/20/2013
17-064-0030-26(00)	TRI VALLEY CUSD 3	DOWNS	\$20,017	08/20/2013
17-064-0050-26(00)	MCLEAN COUNTY UD 5	NORMAL	\$277,140	08/20/2013
17-064-0070-26(00)	LEXINGTON CUSD 7	LEXINGTON	\$17,108	08/20/2013

ILLINOIS STATE BOARD OF EDUCATION
FUNDING AND DISBURSEMENT SERVICES DIVISION
100 NORTH FIRST STREET, SPRINGFIELD, IL 62777

Approved Grants Less Than 1 Million

Thru Date:(08/01/2013-08/31/2013)

17-064-0870-25(00)	BLOOMINGTON PUBLIC SCHOOLS	BLOOMINGTON	\$295,639	08/20/2013
19-022-0250-02(00)	BENJAMIN SD 25	WEST CHICAGO	\$17,718	08/20/2013
19-022-0630-02(00)	COUNTY OF DUPAGE	DARIEN	\$14,572	08/28/2013
20-030-0070-26(00)	GALLATIN CUSD 7	JUNCTION	\$65,994	08/23/2013
20-035-0010-26(00)	HARDIN CNTY CUD 1	ELIZABETHTOW	\$53,917	08/20/2013
20-076-0010-26(00)	POPE CO CUD 1	GOLCONDA	\$44,769	08/20/2013
20-083-0030-26(00)	HARRISBURG CUSD 3	HARRISBURG	\$128,368	08/23/2013
20-083-0040-26(00)	ELDORADO CUSD 4	ELDORADO	\$74,849	08/20/2013
20-096-0140-04(00)	COUNTY OF WAYNE	GEFF	\$1,468	08/20/2013
20-096-1120-04(00)	FAIRFIELD PSD 112	FAIRFIELD	\$43,355	08/20/2013
21-028-0990-26(00)	CHRISTOPHER UNIT SCHOOL DIST 99	CHRISTOPHER	\$49,993	08/20/2013
21-028-1150-04(00)	EWING NORTHERN CCSD 115	EWING	\$13,744	08/20/2013
21-028-1960-26(00)	SESSER-VALIER CUSD 196	SESSER	\$35,420	08/27/2013
21-100-0010-26(00)	JOHNSTON CITY CUSD 1	JOHNSTON CITY	\$62,311	08/20/2013
21-100-0020-26(00)	MARION CUSD 2	MARION	\$221,683	08/20/2013
21-100-0040-26(00)	HERRIN CUSD 4	HERRIN	\$153,369	08/20/2013
22-029-0010-26(00)	ASTORIA CUSD 1	ASTORIA	\$20,848	08/20/2013
22-029-0020-26(00)	V I T UNIT SCHOOL DIST 2	TABLE GROVE	\$22,059	08/20/2013
22-029-0040-26(00)	SPOON RIVER VALLEY CUSD 4	LONDON MILLS	\$22,952	08/29/2013
22-029-0660-25(00)	CANTON UNION SD 66	CANTON	\$116,677	08/20/2013
22-029-0970-26(00)	LEWISTOWN SCHOOL DISTRICT 97	LEWISTOWN	\$54,733	08/20/2013
25-033-0100-26(00)	HAMILTON CNTY CUSD 10	MCLEANSBORO	\$68,310	08/20/2013
25-041-0050-04(00)	COUNTY OF JEFFERSON	OPDYKE	\$14,412	08/20/2013
25-041-0790-02(00)	SUMMERSVILLE SD 79	MOUNT VERNON	\$11,998	08/20/2013
25-041-0820-02(00)	COUNTY OF JEFFERSON SD 82	MOUNT VERNON	\$4,204	08/27/2013
25-041-2040-17(00)	WEBBER TOWNSHIP HSD 204	BLUFORD	\$6,197	08/27/2013
25-041-2050-16(00)	WOODLAWN CHSD 205	WOODLAWN	\$3,165	08/23/2013
26-000-0000-00(00)	REGIONAL OFFICE OF EDUCATION26	MACOMB	\$709	08/20/2013
26-034-3160-26(00)	COMMUNITY HS DISTRICT 316	WARSAW	\$19,488	08/20/2013
26-034-3370-26(00)	SOUTHEASTERN CUSD 337	AUGUSTA	\$35,935	08/20/2013
26-034-3470-04(00)	LA HARPE COMMUNITY SCHOOL	LA HARPE	\$12,355	08/27/2013
26-062-1700-26(00)	BUSHNELL PRAIRIE CITY CUSD 170	BUSHNELL	\$44,057	08/20/2013
28-006-0990-04(00)	SPRING VALLEY CCSD 99	SPRING VALLEY	\$24,522	08/29/2013
30-039-1300-04(00)	GIANT CITY CCSD 130	CARBONDALE	\$12,975	08/20/2013
30-039-1400-04(00)	UNITY POINT CCSD 140	CARBONDALE	\$48,061	08/20/2013
30-039-1960-26(00)	ELVERADO CUSD 196	ELKVILLE	\$28,661	08/20/2013
31-045-1290-22(00)	AURORA WEST SCHOOL DIST 129	AURORA	\$392,083	08/27/2013
32-038-0040-26(00)	CENTRAL CUSD 4	CLIFTON	\$36,781	08/20/2013
32-038-0060-26(00)	CISSNA PARK CUSD 6	CISSNA PARK	\$9,904	08/20/2013
32-038-0090-26(00)	IROQUOIS COUNTY CUSD 9	WATSEKA	\$54,149	08/20/2013
32-038-2330-17(00)	MILFORD TWP HSD 233	MILFORD	\$10,686	08/20/2013
32-038-2800-04(00)	MILFORD CCSD 280	MILFORD	\$33,693	08/20/2013
32-046-0010-26(00)	MOMENCE COMM UNIT SCH DIST 1	MOMENCE	\$83,467	08/20/2013
32-046-0530-02(00)	BOURBONNAIS ESD 53	BOURBONNAIS	\$57,859	08/20/2013
32-046-1110-25(00)	KANKAKEE SD 111	KANKAKEE	\$453,289	08/20/2013
32-046-2560-04(00)	ST ANNE CCSD 256	ST ANNE	\$10,110	08/23/2013
32-046-3020-16(00)	ST ANNE CHSD 302	SAINT ANNE	\$18,457	08/20/2013
33-048-2080-26(00)	R O W V A CUSD 208	ONEIDA	\$32,139	08/26/2013
34-049-1870-26(00)	NORTH CHICAGO SD 187	NORTH CHICAG	\$314,950	08/29/2013

**ILLINOIS STATE BOARD OF EDUCATION
FUNDING AND DISBURSEMENT SERVICES DIVISION**
100 NORTH FIRST STREET, SPRINGFIELD, IL 62777

Approved Grants Less Than 1 Million

Thru Date:(08/01/2013-08/31/2013)

35-000-0000-00(00)	REGIONAL OFFICE OF EDUCATION35	OTTAWA	\$475	08/20/2013
35-050-4250-26(00)	LOSTANT CUSD 425	LOSTANT	\$3,755	08/20/2013
38-054-0210-26(00)	HARTSBURG EMDEN CUSD 21	HARTSBURG	\$15,049	08/23/2013
38-054-4040-16(00)	LINCOLN CHSD 404	LINCOLN	\$32,510	08/20/2013
38-060-1260-26(00)	HAVANA CUSD 126	HAVANA	\$68,782	08/22/2013
38-060-1910-26(00)	MIDWEST CENTRAL CUD 191	MANITO	\$51,728	08/22/2013
38-065-2020-26(00)	PORTA CUSD 202	PETERSBURG	\$47,182	08/20/2013
39-055-0010-26(00)	ARGENTA-OREANA CUSD 1	ARGENTA	\$29,151	08/20/2013
39-055-0020-26(00)	MAROA FORSYTH CUSD 2	MAROA	\$21,716	08/20/2013
39-055-0150-26(00)	MERIDIAN CUSD 15	BLUE MOUND	\$22,862	08/20/2013
39-055-0610-25(00)	DECATUR SD 61	DECATUR	\$824,366	08/20/2013
39-074-0050-26(00)	BEMENT CUSD 5	BEMENT	\$24,057	08/20/2013
39-074-0250-26(00)	MONTICELLO CU 25	MONTICELLO	\$22,889	08/20/2013
39-074-0390-26(00)	ATWOOD HAMMOND CUSD 39	ATWOOD	\$21,901	08/20/2013
39-074-1000-26(00)	CERRO GORDO CUSD 100	CERRO GORDO	\$15,723	08/20/2013
40-007-0400-26(00)	CALHOUN CUSD 40	HARDIN	\$12,541	08/20/2013
40-031-0100-26(00)	GREENFIELD CUSD 10	GREENFIELD	\$24,281	08/20/2013
40-042-1000-26(00)	JERSEY CUSD 100	JERSEYVILLE	\$136,080	08/23/2013
40-056-0010-26(00)	COUNTY OF MACOUPIN CUSD 1	CARLINVILLE	\$77,328	08/23/2013
40-056-0050-26(00)	MT OLIVE CUSD 5	MOUNT OLIVE	\$23,121	08/20/2013
40-056-0060-26(00)	STAUNTON CUSD 6	STAUNTON	\$62,613	08/20/2013
40-056-0080-26(00)	BUNKER HILL CUSD 8	BUNKER HILL	\$32,242	08/20/2013
40-056-0340-26(00)	NORTH MAC CUSD 34	GIRARD	\$77,109	08/20/2013
41-057-0020-26(00)	TRIAD CUSD 2	TROY	\$56,275	08/23/2013
41-057-0030-26(00)	VENICE CUSD 3	VENICE	\$27,658	08/20/2013
41-057-0050-26(00)	HIGHLAND CUSD 5	HIGHLAND	\$56,500	08/20/2013
41-057-0110-26(00)	ALTON CUSD 11	ALTON	\$455,744	08/20/2013
41-057-0130-02(00)	EAST ALTON SD 13	EAST ALTON	\$64,066	08/20/2013
41-057-0140-16(00)	EAST ALTON-WOOD RIVER CHSD 14	WOOD RIVER	\$20,269	08/29/2013
43-102-0600-26(00)	ROANOKE BENSON CUSD 60	ROANOKE	\$17,047	08/29/2013
44-063-0460-03(00)	PRAIRIE GROVE CSD 46	CRYSTAL LAKE	\$14,485	08/29/2013
46-009-0150-26(00)	BEARDSTOWN CUSD 15	BEARDSTOWN	\$61,293	08/20/2013
46-009-0640-26(00)	VIRGINIA CUSD 64	VIRGINIA	\$14,550	08/20/2013
46-009-2620-26(00)	A-C CENTRAL CUSD 262	ASHLAND	\$22,787	08/20/2013
46-069-0270-26(00)	TRIOPIA CUSD 27	CONCORD	\$18,677	08/20/2013
46-069-1170-22(00)	JACKSONVILLE SD 117	JACKSONVILLE	\$87,525	08/20/2013
48-072-0620-02(00)	PLEASANT VALLEY SD 62	PEORIA	\$31,298	08/26/2013
48-072-3160-04(00)	LIMESTONE WALTERS CCSD 316	PEORIA	\$4,051	08/26/2013
49-081-0300-17(00)	UNITED THSD 30	EAST MOLINE	\$65,081	08/28/2013
49-081-1000-26(00)	RIVERDALE CUSD 100	PORT BYRON	\$34,031	08/20/2013
50-082-0300-03(00)	ST LIBORY CSD 30	SAINT LIBORY	\$3,513	08/23/2013
50-082-0600-26(00)	NEW ATHENS CUSD 60	NEW ATHENS	\$23,093	08/23/2013
50-082-0700-04(00)	FREEBURG CCSD 70	FREEBURG	\$23,358	08/20/2013
50-082-1040-02(00)	CENTRAL SD 104	OFALLON	\$13,770	08/20/2013
50-082-1100-04(00)	COUNTY OF ST CLAIR	FAIRVIEW HEIGH	\$20,686	08/20/2013
50-082-1130-02(00)	WOLF BRANCH SD 113	SWANSEA	\$12,767	08/23/2013
50-082-1870-26(00)	CAHOKIA CUSD 187	CAHOKIA	\$319,474	08/27/2013
50-082-1880-22(00)	BROOKLYN UD 188	LOVEJOY	\$28,002	08/20/2013
50-082-2030-17(00)	OFALLON TWP HSD 203	OFALLON	\$32,750	08/20/2013

**ILLINOIS STATE BOARD OF EDUCATION
FUNDING AND DISBURSEMENT SERVICES DIVISION
100 NORTH FIRST STREET, SPRINGFIELD, IL 62777**

Approved Grants Less Than 1 Million

Thru Date:(08/01/2013-08/31/2013)

51-084-003A-26(00)	ROCHESTER CUSD 3A	ROCHESTER	\$23,310	08/20/2013
51-084-0050-26(00)	BALL CHATHAM CUSD 5	CHATHAM	\$46,323	08/20/2013
51-084-0100-26(00)	AUBURN CUSD 10	AUBURN	\$19,500	08/20/2013
51-084-0160-26(00)	COMMUNITY UNIT DISTRICT NO 16	NEW BERLIN	\$34,797	08/22/2013
53-090-0850-02(00)	SCHOOL DISTRICT NO 85	EAST PEORIA	\$6,475	08/20/2013
53-090-0860-02(00)	EAST PEORIA SD 86	EAST PEORIA	\$82,742	08/20/2013
53-090-1370-02(00)	SOUTH PEKIN SD 137	SOUTH PEKIN	\$8,788	08/20/2013
53-090-3030-16(00)	PEKIN CHSD 303	PEKIN	\$61,828	08/22/2013
53-090-3080-16(00)	WASHINGTON CHSD 308	WASHINGTON	\$22,220	08/20/2013
53-090-6060-04(00)	SPRING LAKE CCSD 606	MANITO	\$1,938	08/20/2013
53-090-7010-26(00)	DEER CREEK-MACKINAW CUSD 701	MACKINAW	\$22,627	08/20/2013
53-090-7020-26(00)	TREMONT CUD 702	TREMONT	\$21,136	08/20/2013
53-090-7030-26(00)	DELAVAN CUSD 703	DELAVAN	\$15,360	08/20/2013
54-092-0020-26(00)	WESTVILLE CUSD 2	WESTVILLE	\$58,968	08/20/2013
54-092-0050-26(00)	CATLIN CUSD 5	CATLIN	\$11,871	08/20/2013
54-092-0100-26(00)	POTOMAC CUSD 10	POTOMAC	\$8,112	08/20/2013
54-092-0110-26(00)	HOOPESTON AREA CUSD 11	HOOPESTON	\$63,838	08/20/2013
54-092-0120-26(00)	JAMAICA CUSD 12	SIDELL	\$13,123	08/20/2013
54-092-0610-03(00)	ARMSTRONG-ELLIS CSD 61	ARMSTRONG	\$6,774	08/20/2013
54-092-1180-24(00)	DANVILLE CCSD 118	DANVILLE	\$475,335	08/20/2013
55-098-0010-26(00)	ERIE CUSD 1	ERIE	\$19,714	08/30/2013
56-099-070C-04(00)	LARAWAY CCSD 70C	JOLIET	\$22,250	08/20/2013
56-099-0910-02(00)	LOCKPORT SD 91	LOCKPORT	\$17,809	08/20/2013
			<hr/>	
			\$11,976,288	
			<hr/>	

Program: 2014 - 4999, Other Federal Programs

<u>RCDT</u>	<u>District Name</u>	<u>City</u>	<u>Budget Amt</u>	<u>Approval Date</u>
65-108-1410-51(RI)	JEWISH FEDRN OF METRO CHICAGO	CHICAGO	\$18,000	08/20/2013
			<hr/>	
			\$18,000	
			<hr/>	